

1921.

---

LEGISLATIVE ASSEMBLY.

NEW SOUTH WALES.

---

# REPORT

OF

# THE AUDITOR-GENERAL

(UNDER THE AUDIT ACT, 1902).

WITH THE

# PUBLIC ACCOUNTS

PREPARED BY THE

# TREASURER,

FOR THE

FINANCIAL YEAR ENDED 30<sup>TH</sup> JUNE, 1921.

---

---

*Ordered by the Legislative Assembly to be printed, 22 September, 1921.*

---

---

SYDNEY: WILLIAM APPLGATE GULLICK, GOVERNMENT PRINTER





92084

Sample

# PUBLIC ACCOUNTS.

(FOR THE YEAR ENDED 30TH JUNE, 1921, WITH 50TH REPORT OF THE AUDITOR-GENERAL.)

---

The Auditor-General to The Honorable the Speaker of the  
Legislative Assembly.

Dear Sir,

Department of Audit, Sydney, 22nd September, 1921.

Under the provisions of the Audit Act, 1902, I do myself the honor to transmit to you for presentation to the Legislative Assembly my Report on the Public Accounts, together with copy of the Colonial Treasurer's Statement of the Receipts and Payments of the Consolidated Revenue and other Accounts for the Financial Year ended 30th June, 1921.

Yours faithfully,

F. A. COGHLAN,

Auditor-General.

The Honorable the Speaker of the  
Legislative Assembly.

---





# AUDITOR-GENERAL'S REPORT, 1920-21.

## CONTENTS.

	PAGE.
<b>Section I—The Treasurer's Accounts</b> ... ..	<b>5-24</b>
Introductory ... ..	5
Consolidated Revenue Account ... ..	5
Abridged Account Current ... ..	6
Receipts ... ..	8
Expenditure ... ..	9
Ledger Balances ... ..	10
Public Works Account ... ..	11
Special Deposits Account ... ..	11
General Loan Account ... ..	12
Closely Settlement Account ... ..	13
Loan Accounts ... ..	13
Consolidated Revenue Account—	
Comparative Statement—Receipts and Expenditure, 1905-21 ... ..	14
Detail Statement of Payments "Unauthorised in Suspense," &c. ... ..	15
Treasurer's Advance Account ... ..	16
State Debt and Sinking Fund ... ..	17
General Statement of the Year 1919-20 ... ..	18
General Statement of the Year 1920-21 ... ..	19
Interest on the Public Debt ... ..	20
Public Debt ... ..	20
Aggregate Account—	
Summary of Receipts and Expenditure for Years 1915-16 to 1920-21 ... ..	21
Excess Receipts available to meet Interest Charges ... ..	22
Repayment of Loans ... ..	22
Certificates under Section 60 of the Audit Act, 1932 ... ..	23
<b>Section II—Business and Other Undertakings</b> ... ..	<b>25-35</b>
Business Undertakings—	
Loan Capital, Working Expenses, and Receipts, 1919-20 ... ..	25
Loan Capital, Working Expenses, and Receipts, 1920-21 ... ..	25
Railways and Tramways ... ..	25
Railway Refreshment Rooms ... ..	26
Railway Station Accounts ... ..	26
Railways and Tramway Institute ... ..	26
Railways—Superannuation Account ... ..	27
Government Savings Bank of New South Wales ... ..	27
Treasury Insurance Board ... ..	28
Imperial Pensions ... ..	29
Metropolitan Meat Industry Board ... ..	29
State Wheat Board ... ..	29
Rural Industries Board ... ..	30
Industrial Undertakings ... ..	31
Country Towns Water Supply and Sewerage Works ... ..	31
Water and Drainage Trusts Accounts ... ..	31
Superannuation Fund ... ..	31
Housing Board ... ..	31
Arrears on Land Tenures ... ..	31
Gas Companies' Accounts ... ..	31
Collections of State Dues by the Customs Department ... ..	32
Totalizator Accounts ... ..	32
Returned Soldiers' Settlements ... ..	33
State Children Relief Act, 1901 ... ..	33
Stores ... ..	33
Staff of the Auditor-General's Department, Inspection, &c. ... ..	34
Indemnity required for Payments made without Appropriation or Warrant ... ..	34
Appendices ... ..	4, 35

## APPENDICES.

	PAGE.
1. Report of Public Accounts Committee	36
2. Advance to Treasurer—1920-21—Statement of Amounts to be recovered	58
3. Public Works Account—Net Expenditure to 30th June, 1921	59
4. Do Abridged Account Current to 30th June, 1921	63
5. Railways Loan Accounts—Abridged Account Current to 30th June, 1921	63
6. Appropriations for Loan Services and transactions thereon, to 30th June, 1921	64
7. General Loan and Railways Loan Accounts—Net Expenditure to 30th June, 1921	65
8. Railways and Tramways—Capital Account, Working Expenses, and Earnings, Reconciliation of totals in Report of Chief Commissioner and Treasurer's Audited Statements, 1920-21	69
9. Defaulters, 1920-21	70
10. Surcharges raised under 47th Section of the Audit Act, 1902, in 1920-21	71
11. Authorities granted by the Governor-in-Council, under Sections 49 and 51, for relief of Accounting Officers from Surcharge, 1920-21	73
12. Transfers of Appropriations, 1920-21, under Section 34 of the Audit Act, 1902	74
13. Advances made to 30th June, overdue at 14th September, 1921	76
14. Comparative Statement of Balances of Stores, &c., on hand, 1919-20 and 1920-21	73
15. Value of Plant on hand at 31st March, and 30th June, 1921	80
16. Superannuation Accounts—Pensions and Gratuities, 1920-21	81
17. Miscellaneous Services—Instalments Overdue at 30th June, 1921	84
18. Payments during 1920-21 withheld from Certificates of Discharge to the Colonial Treasurer	85
19. Closer Settlement Estates—Synopsis	88
20. State Wheat Board Audit—Methods Adopted	88
21. State Superannuation Board—Act No. 28 of 1916—Extract of Report and Balance Sheet, &c., 1919-20	90



# NEW SOUTH WALES.

## ANNUAL REPORT OF THE AUDITOR-GENERAL.

### Section I.—AUDIT OF THE TREASURER'S ACCOUNTS

#### For the Financial Year 1920-21, as hereto Appended.

The Consolidated Revenue Fund collection for the year is the highest on record, being £34,796,855 8s. 4d. The payments, however, reached the unprecedented figure of £35,242,351 15s. 8d.

The year which ended 30th June, 1920, closed with a deficit of £1,804,061 12s. 8d., and, as was shown in my report of last year upon the Public Accounts, a debit balance of £1,120,366 5s. 3d. existed on the 13th April, 1920, when the new Treasurer assumed office. The year ended on 30th June, 1921, closed with an accumulated deficit of £2,249,558, that on the year's transactions being £445,496 7s. 4d. The history of the deficits of previous years, which now aggregate as already indicated, was given at length in the report of last year. The initial shortage occurred in 1913. There had been deficiencies previously, but an accumulated surplus was not used up until the year named. The deficit fluctuated as set out in my report, and, owing to the legislation of 1914, the statutory obligation for a Sinking Fund for the State Debt has been nullified.

The magnificent revenue receipts have been considerably aided by additional taxation; the results from Income Tax being exceptionally high. As indicated later, every great head of Governmental revenue showed an increase, except one now unimportant item. Added charges assisted to increase the great revenue from the Business Undertakings, but our great asset, the Railways, failed to pay its way. When all the conditions afflictive to the community are taken into account the result in receipts is indicative of the country's possibilities. With careful development it should establish records to vie with any part of the Dominions. The undoubted increase in our production helped to the substantial receipts, and, continued, must place the State in a most advantageous position.

The magnitude of the receipts and payments in proportion to our population, when taken into consideration with the receipts and payments of the Federal authority for the same community, is remarkable; but notwithstanding the added revenue, we are not on the plane of prosperity we had reached when the War came upon us.

If it were not for the inflated values, mainly caused by Commonwealth administration, and the effect of the expenditure of the heavy loans of the Commonwealth and State, we might be congratulated upon our marvellous progress; but while there has been solid advance it is clear that much of the apparent prosperity cannot be expected to survive upon the lessening of loan expenditure, and that any easing off of production will be most serious. A falling loan expenditure will necessarily affect the revenue, and with the world-wide financial stringency existing we must recognise that, under present conditions, the raising of heavy loans will be extremely difficult and even unprofitable, seeing the terms upon which renewals are possible at present.

Ability to borrow is indispensable to the full growth of the State wherein there is so much that needs immediate attention, so much uncompleted work, and so much to be done that is absolutely essential to our well-being; but we must see that it is essential that in our public capacity as well as in our private one we live within our means. Our interest bill is under continuous augmentation. Redemption of our loans has practically ceased.

The necessities of the country require the co-operation of all its citizens to stimulate production and increase trade. The promotion of industry, following the immeasurable wastage of the War, is essential to the advancement of the State.

#### CONSOLIDATED REVENUE ACCOUNT.

(Pages 2-61 of Treasurer's Accounts.)

The Account Current following is an abstract of the Consolidated Revenue Account for the year 1920-21. It will be observed that owing to the elimination of cross entries the grand totals of the Treasurer's Statement are not reached, although the net results are shown.

**ABRIDGED**



## ABRIDGED ACCOUNT CURRENT—

Financial

(For fuller details see Treasurer's

Particulars.	Amount.	Total.
<b>Revenue and Receipts—</b>		
Returns ( <i>per capita</i> ) from Commonwealth Government.....	£ 2,533,234 0 0	
Taxation .....	7,388,132 12 8	
Land Revenue—		
Alienations for General Purposes .....	£ 737,057 13 9	
Alienations appropriated to Public Works Account .....	451,561 1 11	
	£1,188,618 15 8	
Annual Revenue.....	£855,432 17 11	
	2,044,051 13 7	
Receipts for Services Rendered.....	750,072 17 2	
General Miscellaneous .....	902,509 12 8	
Less transferred to Special Account on account of Forestry .....	89,548 11 1	
	812,961 1 7	
	1,563,033 18 9	
	10,995,218 5 0	
<b>Total, Governmental</b> .....	£ 13,528,452 5 0	

Govern-  
mental.

## CONSOLIDATED REVENUE ACCOUNT.

Year, 1920-21.

Account, pages 2-61.)

Particulars.	Amount.	Total.
<b>Expenditure—</b>		
On Account of Departments .....	£11,474,993 15 2	
Interest on Public Debt.....	£6,143,426 9 11	
„ „ Treasury Bills for Public Works .....	458,467 3 7	
„ „ Uninvested Funds, &c. ....	567,178 1 4	
	7,169,071 14 10	
Less chargeable to Business Undertakings... ..	5,531,485 13 11	
	1,637,586 0 11	
	13,112,579 16 1	
Payment in Reduction of Public Debt—		
Bogan Scrub Clearing, &c. ....		2,565 16 10
Statutory Transfer to Public Works Account .....		451,561 1 11
<b>Total, Governmental</b> .....	£ 13,566,706 14 10	

## Business

## Undertakings.

Railways and Tramways .....	18,047,388 15 10	
Sydney Harbour Trust .....	797,211 9 8	
Metropolitan Board of Water Supply and Sewerage.....	1,469,775 14 10	
Hunter District Water Supply and Sewerage Board.....	148,484 11 10	
<b>Total, Business Undertakings</b> .....	£ 20,462,860 12 2	
<b>Total, Governmental and Business Undertakings</b> .....	£ 33,991,312 17 2	
<b>Other Receipts.</b>		
State Children Relief Act, No. 61, 1901—1918-19.....	89 0 3	
Repayment of Advance, 1919-20 :—		
Advance to Treasurer .....	39,993 13 11	
<b>Total, Other Receipts</b> .....	£ 40,082 14 2	
<b>Total</b> .....	£ 34,031,395 11 4	
<b>Debit Balance carried forward to 1921-22</b> .....	£ 2,249,558 0 0	
	£ 36,280,953 11 4	

	Working Expenses.	Interest on Loan Capital.	Total.
	£ s. d.	£ s. d.	£ s. d.
On Railways and Tramways .....	14,060,309 9 9	4,234,776 3 1	18,295,085 12 10
Sydney Harbour Trust .....	224,676 1 8	421,124 8 9	645,800 10 5
Metropolitan Board of Water Supply and Sewerage .....	570,067 2 4	814,700 13 10	1,384,767 16 2
Hunter District Water Supply and Sewerage Board .....	75,901 18 11	60,884 8 3	136,786 7 2
	£ 14,930,954 12 8	5,531,485 13 11	20,462,440 6 7
<b>Total, Business Undertakings</b> .....			20,462,440 6 7
<b>Total, Governmental and Business Undertakings</b> .....			£ 34,029,147 1 5
<b>Other Payments.</b>			
Advance made in 1920-21 :—			
Advance to Treasurer to be recovered .....			44,060 6 4
Transfer to Public Works Fund—Amount in aid.....			200,000 0 0
Relief to Unemployed .....			4,918 17 9
Carriage of Fodder for Starving Stock .....			175,154 10 0
Miners' Accident Relief (Repeal) Act, No. 46, 1916 .....			23,581 3 2
			447,744 17 3
<b>Total</b> .....			£ 34,476,891 18 8
<b>Debit Balance brought forward from 1919-20</b> .....			£ 1,804,061 12 8
			£ 36,280,953 11 4

CONSOLIDATED



# CONSOLIDATED REVENUE ACCOUNT.

Attention has been drawn in previous reports to the elimination of cross entries and the superfluity of such entries. As has been shown on other occasions, the inflated totals are misleading, and give rise to a misconception of the true condition of each phase; in fact, they are mere records, which could be safely reflected in the ledgers, and their intrusion in the Cash Statement is not essential. No less a sum than £765,460 is involved in the statement under notice.

## Receipts.

The following Statement is as usual added for comparative purposes, and shows the Collections under each of the principal heads of Receipts during the years 1919-20 and 1920-21 :—

Items.	Year ended—		Increase.	Decrease.
	30th June, 1920.	30th June, 1921.		
Governmental.				
Returns ( <i>per capita</i> ) to the State by the Commonwealth ... ..	£ 2,472,717	£ 2,533,234	£ 60,517	£ .....
Direct Taxation—				
Stamp and Probate Duties ... ..	2,040,876	2,148,820	107,944	.....
Land Tax ... ..	2,834	2,717	.....	117
Income Tax ... ..	2,308,267	4,399,360	2,091,093	.....
Motor Vehicle Tax ... ..	110,390	123,590	13,200	.....
Racing Taxes ... ..	316,696	500,902	184,206	.....
Licenses ... ..	183,455	212,744	29,289	.....
Land Revenue—				
Alienations ... ..	1,073,083	1,188,619	115,531	.....
Annual Revenue ... ..	766,486	855,433	88,947	.....
Services Rendered ... ..	544,878	750,073	205,195	.....
General Miscellaneous ... ..	769,910	812,960	43,050	.....
	8,116,880	10,935,218	2,878,338	.....
Total Governmental ... .. £	10,589,597	13,528,452	2,938,855	.....
Business Undertakings.				
Railways and Tramways ... ..	15,997,584	18,047,389	2,049,805	.....
Sydney Harbour Trust ... ..	658,313	797,211	133,898	.....
Metropolitan Board of Water Supply and Sewerage ... ..	1,183,627	1,469,776	286,149	.....
Hunter District Water Supply and Sewerage Board ... ..	125,519	148,485	22,966	.....
Total Business Undertakings ... ..	17,965,043	20,462,861	2,497,818	.....
Total Governmental and Business Undertakings ... .. £	28,554,640	33,991,313	5,436,673	.....
Other Receipts.				
Advance to Treasurer repaid ... ..	32,754	39,994	7,240	.....
Guaranteed Minimum Price for Wheat Scheme, 1915-16 Season—Surplus Receipts ... ..	26,600	.....	.....	26,600
State Children Relief Act, No. 61, 1901—1918-19 ... ..	386	89	.....	297
Miners' Accident Relief (Repeal) Act, No. 46, 1916 ... ..	36,116	.....	.....	36,116
Total, Other Receipts ... ..	95,856	40,083	.....	55,773
Grand Total ... .. £	28,650,496	34,031,396	5,380,900	.....

**Expenditure.**



### Expenditure.

As in Receipts, a comparative statement as between the expenditure of the past two years is given.

Items.	Year ended.		Increase.	Decrease.
	30th June, 1920.	30th June, 1921.		
Governmental.				
Departments ... ..	£ 9,712,233	£ 11,474,994	£ 1,762,761	£ .....
Interest— On Public Debt, Overdraft, &c. ... ..	1,074,896	1,637,586	562,690	.....
Transfer to Public Works Account... ..	402,389	451,561	49,172	.....
Contribution to Sinking Fund, ... ..	6,976	2,566	.....	4,410
Total Governmental ... ..	£ 11,196,494	13,566,707	2,370,213	.....
Business Undertakings.				
Railways and Tramways ... ..	16,158,568	18,295,086	2,136,518	.....
Sydney Harbour Trust ... ..	583,246	645,800	62,554	.....
Metropolitan Board of Water Supply and Sewerage... ..	1,254,386	1,384,768	130,382	.....
Hunter District Water Supply and Sewerage Board ... ..	113,811	136,786	22,975	.....
Total Business Undertakings ... ..	£ 18,110,011	20,462,440	2,352,429	.....
Total Governmental and Business Undertakings £	29,306,505	34,029,147	4,722,642	.....
Other Payments.				
Advance to Treasurer to be recovered ... ..	*39,994	44,060	4,066	.....
Grant-in-aid to Public Works Account ... ..	200,000	200,000	.....	.....
Expenses in connection with Pneumonic Influenza Epidemic ... ..	329,767	.....	.....	329,767
Miners' Accident Relief (Repeal) Act, No. 46, 1916	.....	23,581	23,581	.....
Relief to Unemployed ... ..	33,136	4,949	.....	28,187
Carriage of Fodder for Starving Stock ... ..	226,715	175,155	.....	51,560
Gratuities to Retired Railway and Tramway Employees ... ..	66,934	.....	.....	66,934
Chaff Distribution to Necessitous Farmers ... ..	6,955	.....	.....	6,955
Wheat Acquisition Act, No. 27, 1914 ... ..	7	.....	.....	7
Total Other Payments ... ..	£ 903,508	447,745	.....	455,763
Grand Total ... ..	£ 30,210,013	34,476,892	4,266,879	.....

\* See Appendix 2.



## LEDGER BALANCES.

(Pages 217-221, Treasurer's Account.)

The Ledger Balances in the Treasury Main Accounts are shown below, in comparison with those on 30th June, 1920 :—

Account.	1919-20.	1920-21.	Increase.	Decrease.
<b>CREDIT.</b>	£ s. d.	£ s. d.	£ s. d.	£ s. d.
Special Deposits ... ..	9,234,750 9 5	12,533,651 18 2	3,298,901 8 9	.....
Special Accounts ... ..	613,770 9 2	564,204 2 9	.....	49,566 6 5
Closer Settlement ... ..	84,281 11 5	581,721 3 10	497,439 12 5	.....
Public Works ... ..	350,401 0 0	284,081 13 1	.....	66,319 6 11
Miners' Accident Relief (Repeal) Act, No. 46, 1916 ... ..	233,500 0 0	233,500 0 0	.....	.....
£	10,516,703 10 0	14,197,158 17 10	3,796,341 1 2	115,885 13 4
Net increase ... .. Credit £3,680,455 7 10				
<b>DEBIT.</b>				
Consolidated Revenue ... ..	1,804,061 12 8	2,249,558 0 0	445,496 7 4	.....
General Loan ... ..	5,283,383 0 0	8,647,539 0 5	3,364,156 0 5	.....
Public Works Account Expenditure Suspense	27,761 8 10	41,995 8 1	14,233 19 3	.....
Loans Expenditure Suspense ... ..	428,117 2 4	658,056 16 7	229,939 14 3	.....
Seed Wheat and Fodder Expenditure Suspense ... ..	491,154 13 10	.....	.....	491,154 13 10
Coal Purchase Suspense ... ..	238,678 7 3	190,744 6 7	.....	47,934 0 8
Advances to Farmers Expenditure Suspense	48,634 3 11	.....	.....	48,634 3 11
„ for Hay „ „	435 5 4	.....	.....	435 5 4
Railway Store Suspense Account.....	82,595 19 3	183,952 8 8	101,356 9 5	.....
Government Dockyard Store Advance Account—London Payment Suspense Account ... ..	.....	15,000 0 0	15,000 0 0	.....
Relief to Necessitous Farmers' Expenditure Suspense Account ... ..	909,913 10 10	.....	.....	909,913 10 10
Government Printer Stores Suspense Account	.....	100,000 0 0	100,000 0 0	.....
Union of South Africa—Purchase of Sheep Account ... ..	10,000 0 0	.....	.....	10,000 0 0
Amounts not transferred to Public Accounts	778,017 9 7	1,044,119 15 6	266,102 5 11	.....
£	10,102,752 13 10	13,130,965 15 10	4,536,284 16 7	1,508,071 14 7
Net increase ... .. Debit £3,028,213 2 0				
Net increase Credit				£3,680,455 7 10
Net increase Debit				£3,028,213 2 0
Gain in Balances, 1920-21				£652,242 5 10

The balances of the accounts of the Treasury were at 30th June :—

	Cr.	Dr.
	£ s. d.	£ s. d.
<b>Main Accounts—</b>		
Consolidated Revenue ... ..	2,249,558 0 0	
General Loan ... ..	8,647,539 0 5	
Closer Settlement ... ..	581,721 3 10	
Public Works... ..	284,081 13 1	
	£865,802 16 11	10,897,097 0 5
<b>Expenditure Suspense Accounts—</b>		
Loans ... ..	658,056 16 7	
Public Works Account ... ..	41,995 8 1	
<b>Miscellaneous Accounts—</b>		
Miners' Accident Relief (Repeal) Act, No. 46, 1916 (Securities realisable for the benefit of the Consolidated Revenue)	233,500 0 0	.....
	£1,099,302 16 11	£11,597,149 5 1

The debit on these accounts was £10,497,846 8s. 2d., added to which were £489,696 15s. 3d., Suspense Accounts, making in all £10,987,543 3s. 5d., to which extent the Special Deposits and Special Accounts were drawn upon for cover; and there were, at 30th June, payments made by the Bank of New South Wales and the Commercial Banking Company of Sydney, Limited, amounting to £1,044,119 15s. 6d., as shown on page 222 of the Treasurer's Accounts, which had not been charged up to the above accounts; of this £946,584 9s. 2d. was on account of the various Industrial Undertakings.

PUBLIC



# **PUBLIC WORKS ACCOUNT, ACT No. 9 1906.**

The net expenditure of the account from its commencement in 1906 to the 30th June, 1921, is shown in Appendices 3 and 4. It will be seen that a grant in aid supplemented the statutory contribution. Previous reports show the history of this account.

(For fuller details, see *Treasurer's Accounts*, pages 99-113.)

Particulars.	Amount.	Head of Service.	Construction.	Renewals.	Total.
Receipts—	£ s. d.	Net Expenditure—	£ s. d.	£ s. d.	£ s. d.
Two-thirds of the net Proceeds of the Sale of Crown lands, exclusive of interest on purchase money,—less 20 per centum of such proceeds for cost of administration and other charges.....	451,561 1 11	State Undertakings— Business— Railways and Tramways ..... Metropolitan Water Supply and Sewerage..... Hunter District Water Supply and Sewerage ..... Sydney Harbour Trust .....	5,446 18 10 ..... ..... ..... .....	..... 18,214 9 8 200 18 10 20,088 1 1	
			5,446 18 10	38,503 9 7	
Net proceeds of Sale of Land under Section 4 of the Public Instruction Act of 1880 .....	1,265 2 6	Other — Water and Drainage Trusts, &c. Country Towns Water Supply and Sewerage..... Observatory Hill Resumed Area.....	1,655 13 3 248 6 5 2,000 0 0	..... ..... 3,110 12 1	
			3,903 19 8	3,110 12 1	
Transfer from Consolidated Revenue Account—Amount in aid	200,000 0 0		9,350 18 6	41,614 1 8	50,965 0 2
Net Repayments on account of previous years .....	144 1 0	Miscellaneous— Public Buildings and Sites..... Roads and Bridges ..... Harbours and Rivers Navigation .....	452,647 2 5 49,397 16 7 32,476 1 9	25,829 5 10 95,874 2 8 2,100 2 11	
			544,521 0 9	123,803 11 5	668,324 12 2
Balance brought forward from 1919-20.....	652,970 5 5				719,289 12 4
	350,401 0 0	Balance carried forward to 1921-22.....		£	284,081 13 1
	£ 1,003,371 5 5			£	1,003,371 5 5

## **SPECIAL DEPOSITS ACCOUNT.**

An abridged account current is shown below :—

(For fuller details, see *Treasurer's Account*, pages 62-64.)

Account.	Deposits or Receipts.		Re-issues or Expenditure.	
	£ s. d.	£ s. d.	£ s. d.	£ s. d.
Official Accounts :— Circulating Capital .....	6,593,218 5 7		6,817,405 6 10	
Other .....	2,221,599 2 0		2,117,210 4 9	
Industrial Undertakings : Working Accounts.....	1,712,430 15 10		1,777,849 7 9	
Advances and Deposits.....		10,527,248 3 5		10,712,464 19 4
		7,014,858 9 5		3,530,740 4 9
		17,542,106 12 10		14,243,205 4 1
Balance brought forward from 1919-20		9,234,750 9 5		
Balance carried forward to 1921-22				12,533,651 18 2
Total .....	£	26,776,857 2 3	£	26,776,857 2 3

GENERAL



# GENERAL LOAN ACCOUNT.

The General Loan Account opened with a debit balance of £5,283,383 0s. 0d., and closed with a debit of £8,647,539 0s. 5d.

An abridged account current is given below, and Appendices 6 and 7 show the appropriation, expenditure, and writings-off to 30th June, 1921.

(For fuller details, see *Treasurer's Accounts*, pages 115-163.)

Particulars.	Amount.	Particulars.	Amount.	Total.
Receipts.	£ s. d.	Payments.	£ s. d.	£ s. d.
<b>Negotiated in Sydney:—</b>		<b>State Undertakings—</b>		
Proceeds of Sales—		Business—		
Funded Stock .....	5,297,000 0 0	Railways and Tramways .....	4,024,436 15 10	
Debentures .....	258,930 0 0	Metropolitan Water Supply & Sewerage .....	1,112,776 14 8	
Treasury Bills .....	488,000 0 0	Hunter District Water Supply and Sewerage .....	452,796 5 9	
	6,043,930 0 0	Sydney Harbour Trust .....	439,448 17 11	6,029,458 14 2
		Industrial—		
<b>Negotiated in London:—</b>		Government Dockyard and Workshops, Newcastle .....	89,764 3 2	
Proceeds of Sales of Inscribed Stock .....	6,295,852 16 3	State Clothing Factory .....	175 0 0	
Less—Receipts returned...	7,090 13 6	„ Trawlers.....	9,640 10 7	
	6,288,762 2 9	State Power Station .....	10 10 0	
		„ Motor Garage .....	92 2 9	
<b>Repayments to Capital under Act 77 of 1916:—</b>		Murrumbidgee Irrigation Areas .....	978,683 0 1	
Maroubra Quarry.....	13,911 10 0	State Drug Depot .....	33 19 5	
State Brickworks, Homebush .....	15,235 10 0	State Sawmills, Craven and Gloucester .....	6,800 9 3	1,085,199 15 3
	29,147 0 0	Other—		
		Water and Drainage Trusts, &c. ....	32,529 15 4	
<b>Net Repayments on account of previous years .....</b>	<b>4,213 13 4</b>	New Public Abattoir, Homebush Bay...	171,189 18 5	
		Country Towns Water Supplies and Sewerage .....	157,026 11 5	
		Housing Board.....	185,000 0 0	
		Electric Transmission—Mittagong, &c. ....	394 6 0	
		Hydro-electric Schemes .....	2,223 3 11	
		River Murray Commission .....	112,719 19 1	
		New Housing Scheme .....	117,283 19 7	
		Improvements, Observatory Hill .....	17,497 14 3	
		Wentworth Irrigation Area.....	7,963 6 8	
		Wollongong Electric Lighting.....	1,721 15 0	805,550 9 8
		<b>Miscellaneous—</b>		
		Public Buildings and Sites .....	6,690,622 13 8	
		Harbours and Rivers Navigation .....	109,295 13 5	
		Roads and Bridges.....	14,261 10 4	6,814,179 17 5
		<b>Repayments of Loans Matured—</b>		
		Debentures .....	439,800 0 0	
		Inscribed Stock .....	2,620 0 0	
		Treasury Bills .....	553,400 0 0	995,820 0 0
				£15,730,208 16 6
<b>Debit Balance carried forward to 1921-22 .....</b>	<b>8,647,539 0 5</b>	<b>Debit Balance brought forward from 1919-20 ...</b>		<b>5,283,383 0 0</b>
	<b>£21,013,591 16 6</b>			<b>£21,013,591 16 6</b>



### CLOSER SETTLEMENT ACCOUNT. (Various Acts.)

Particulars of Debentures and Ministerial Certificates, under the law, are given on pages 91-97 of the Treasurer's Accounts. The origin and purposes of this Fund have been repeatedly explained in previous Reports.

(For fuller details, see Treasurer's Account, pages 67-97.)

Particulars.	Amount.	Total.	Particulars.	Amount.	Total.
	£ s. d.	£ s. d.		£ s. d.	£ s. d.
<b>Receipts—</b>			<b>Payments—</b>		
Repayments by Settlers ...	312,262 19 1		In purchase of Estates and Contingent Expenses ...	2,062,925 9 7	
„ on account of Improvement Leases ...	9,339 1 1		Interest on Loan Moneys ...	172,037 4 1	
Assurance Fees— Real Property Act ...	17,006 10 4		„ C.S. Debentures ...	184,293 19 2	
		338,608 10 6	„ Purchase Money ...	427 8 6	
Transfer from General Loan Account ...		2,758,000 0 0	Under Real Property Act ...	184 16 9	
			Repayment of Ministerial Certificates ...	800 0 0	2,419,868 18 1
		3,096,608 10 6	Redemption of C.S. Deben- tures ...	178,500 0 0	179,300 0 0
<b>Balance brought forward from 1919-20</b> ...		84,281 11 5			2,599,168 18 1
			<b>Balance carried forward to 1921-22</b> ...		581,721 3 10
		£ 3,180,890 1 11			£ 3,180,890 1 11

### LOAN ACCOUNTS.

The following statement shows the receipts and expenditure of the various Loan Accounts in 1920-21 :—

Receipts.		Payments.				
Source.	Amount.	Distribution.	Business Under- takings.	Industrial and Other Under- takings.	General Works and Services.	Total.
Local .....	£ 6,043,930	Permanent .....	£ 6,623,312	£ 1,764,410	£ 5,283,719	£ 13,671,441
London .....	6,288,762	Circulating Capital .....	202,000	235,000	2,808,000	3,245,000
Temporary Payments— Repaid by P. W. Fund .....	44,500					
Repayments of Capital by Indus- trial Undertakings.....	29,147		6,825,312	1,999,410	8,091,719	16,916,441
Net credits— Industrial and Other Under- takings.....	4,214					
<b>Total Receipts</b> .....	£ 12,410,553	Repayment of Inscribed and Funded Stock .....			2,620	
<b>Excess Expenditure, 1920-21</b> ...	£ 5,501,708	„ „ Treasury Bills .....			553,400	
		„ „ Debentures.....			439,800	
	£ 17,912,261					995,820
		<b>Loan Expenditure, All Accounts, 1920-21</b> .....				£ 17,912,261



# **CONSOLIDATED REVENUE—RECEIPTS AND PAYMENTS.**

The total Receipts and Expenditure in the Governmental Division and for the Business Undertakings from 1905-6 are shown hereunder, it having been decided by the Treasury in 1905 to adopt such a division of the accounts. The explanation given in former reports as to the establishment of these figures and the differences from those given in the Yearly Statement of the Treasurer's Cash Account still applies.

## **Total Receipts and Expenditure in each Division of the Consolidated Revenue Account (1905-21).**

Year.	Receipts.				Payments.			
	Governmental.	Business Undertakings.	Other Receipts.	Total.	Governmental.	Business Undertakings.	Other Payments.	Total.
	£	£	£	£	£	£	£	£
1905-6 ...	6,428,519	5,854,595	8,254	12,291,368	5,803,050	5,583,814	8,379	11,395,243
1906-7 ...	6,958,960	6,433,476	14,108	13,406,544	6,319,822	5,929,975	581,526	12,831,323
1907-8 ...	7,107,448	6,853,315	35,102	13,995,865	6,525,459	6,328,663	936,163	13,790,285
1908-9 ...	6,626,938	6,998,180	62,157	13,687,275	6,401,106	6,847,383	1,478,032	14,726,521
1909-10 ...	6,972,870	7,567,265	42,231	14,582,416	6,133,128	7,245,495	851,764	14,230,387
1910-11 ...	5,460,746	8,378,448	43,291	13,882,485	6,276,190	7,922,083	272,414	14,470,687
1911-12 ...	6,653,593	9,123,449	20,094	15,797,136	6,899,503	8,729,831	507,945	16,137,279
1912-13 ...	6,361,029	9,636,365	493,127	16,550,521	7,334,227	9,832,570	612,103	17,778,900
1913-14 ..	7,349,098	10,949,651	139,479	18,438,228	7,448,958	10,598,555	17,676	18,065,189
1914-15 ..	7,920,887	11,007,664	17,676	18,946,227	7,526,262	10,708,894	281,023	18,516,179
1915-16 ...	8,206,465	11,422,977	74,076	19,703,518	7,917,536	11,369,096	267,295	19,553,927
1916-17 ...	8,627,652	11,868,344	26,101	20,522,097	8,152,146	12,244,061	394,688	20,790,895
1917-18 ...	8,944,111	12,456,235	143,396	21,543,742	8,564,569	12,534,493	429,856	21,519,918
1918-19 ...	9,382,993	14,036,267	28,903	23,448,166	8,712,825	14,014,099	506,474	23,233,398
1919-20 ...	10,589,597	17,965,043	95,856	23,650,496	11,196,404	13,110,011	903,508	30,210,013
1920-21 ...	13,528,452	20,462,861	40,083	34,031,396	13,566,707	20,462,440	447,745	34,476,892
Total	£ 127,119,358	171,074,135	1,283,987	299,477,480	124,777,982	168,461,463	8,487,591	301,727,036

It may be mentioned that in the year with which the statement opened, viz., 1905-6, the population of the State was 1,484,000, and that in 1920-21 it was 2,108,000. In setting down these facts it is only right to point out that from a comparatively early period of the war there have been an inflated currency and other factors which must not be lost sight of in comparing monetary totals in the respective years.

The receipts of last year increased 84·57 per cent. over those of the year immediately prior to the war and the payments increased 90·85 per cent. in the same period, or it may be said that in 1913-14 the revenue exceeded the expenditure by £373,039, whereas in 1920-21 the expenditure overstepped the revenue by £445,496—a retrogression of £818,535. The Governmental Division accounted for 39·63 per cent., and the Business Undertakings 61·01 per cent. of the increased receipts, and of the expenditure Governmental 37·28 per cent., Business Undertakings 60·1 per cent., Other 2·62 per cent., or, of the comparative loss of £318,535, Business Undertakings accounted for 42·84 per cent., Other 64·68 per cent., whilst Governmental showed an increase of 7·52 per cent.

## **UNAUTHORISED IN SUSPENSE.**

A detailed statement of payments "Unauthorised in Suspense" is given on the following pages.

**CONSOLIDATED**



**CONSOLIDATED REVENUE FUND—Detail Statement of Payments “Unauthorised in Suspense,” showing Amount Voted for Services and Total Expenditure where Votes have been Exceeded during the Financial Year ended 30th June, 1921, and including Services for which no Vote was taken, indicated as new Expenditure.**

Item No.	Page in Treasurer's Accounts.	HEADS OF EXPENDITURE.	Vote (after allowing for Transfers, &c.).	Amount Expended in excess of Authority.	Total Expenditure.
			£ s. d.	£ s. d.	£ s. d.
		<b>PREMIER.</b>			
25	20	<i>Miscellaneous Services—</i> To meet unusual expenditure arising out of the War, in entertaining Soldiers, assisting the Returned Soldiers' Association and Patriotic Associations, in supplying electricity for Soldiers' Kiosk, reduced fares to Sailors, Soldiers, and ex-Soldiers, and employees of Military or Naval Colleges and Small Arms Factory, and in granting concessions generally to returned and wounded soldiers ...	10,000 0 0	26,344 16 8	36,344 16 8
		<b>COLONIAL SECRETARY, MINISTER FOR HOUSING, AND MINISTER FOR PUBLIC HEALTH AND MOTHERHOOD.</b>			
34	„	<b>Colonial Secretary—</b> Police—Salaries ... ..	772,235 0 0	61,533 9 10	833,818 9 10
„	„	Do Contingencies ... ..	179,540 0 0	7,395 19 11	186,935 19 11
50	21	<i>Miscellaneous Services—</i> Maintenance and transmission of destitute persons within and beyond the State—Charitable Relief, &c. ...	75,000 0 0	72,809 18 11	147,809 18 11
„	„	Relief of Unemployed consequent upon the Shipping Dispute ... ..	.....	4,209 12 1	4,209 12 1
59	„	<b>Minister for Public Health and Motherhood—</b> Public Health—Salaries ... ..	130,682 0 0	5,368 14 1	136,050 14 1
„	„	Do Contingencies ... ..	184,219 0 0	7,454 19 5	191,673 19 5
60	„	Lunacy—Salaries ... ..	270,965 0 0	1,419 18 9	272,384 18 9
„	„	Do Contingencies ... ..	188,641 0 0	13,509 11 1	202,150 11 1
80	22	Hospitals and other Charitable Services— <i>Subsidies—Hospitals and other Benevolent Institutions—</i> Aid, on condition that an equal amount be raised by private annual contributions, and also that the Government, through Police Magistrates or other approved Officers, has the right of recommending the admission of Patients ...	95,730 0 0	44,081 13 6	139,811 13 6
		<b>TREASURER AND SECRETARY FOR FINANCE AND TRADE.</b>			
119	23	Navigation—Contingencies ... ..	43,695 0 0	1,442 1 9	45,137 1 9
123	„	Stores Supply Department—Contingencies ... ..	199,507 0 0	32,547 13 4	232,054 13 4
133	„	<i>Miscellaneous Services—</i> Interest on Moneys in the temporary possession of the Government ... ..	280,000 0 0	102,976 4 5	382,976 4 5
134	23	Interest on Advances by Banks ... ..	100,000 0 0	84,201 16 11	184,201 16 11
137	24	Adjustment of Salaries of Officers, as approved by the Public Service Board and Departmental Boards; to meet Increments granted under the Public Service Act Regulations, including Minimum Wage to male and female employees in the Service ... ..	70,000 0 0	63,494 5 11	139,494 5 11
151	„	Commissioner for Railways—To meet Cost of Fares of Sailors and Members of the A.I.F. and their relatives—on their return from Active Service ... ..	20,010 0 0	856 17 11	20,856 17 11
„	„	Royal Commission on Colliers ... ..	.....	3,220 4 8	3,220 4 8
		<b>SECRETARY FOR LANDS AND MINISTERS FOR FORESTS.</b>			
212	27	Returned Soldiers' Settlement—Contingencies ... ..	20,000 0 0	3,469 12 4	23,469 12 4
		<b>MINISTER FOR PUBLIC WORKS.</b>			
225	„	<b>Public Works and Services—</b> Maintenance— Harbours and Rivers ... ..	36,563 10 5	2,403 7 3	38,963 17 8
226	„	Dredge Service ... ..	136,000 0 0	4,300 5 8	140,300 5 8
235	„	Government Dockyard, Newcastle—Basic Wage ... ..	28,873 7 1	12,484 6 3	41,357 13 4
„	„	<i>Miscellaneous Services—</i> Royal Commission on Railways and Tramways ... ..	.....	5,706 11 6	5,706 11 6
		Carried forward ... ..	£ 2,841,700 17 6	567,229 2 2	3,408,929 19 8



Consolidated Revenue Fund—Detail Statement of Payments “Unauthorised in Suspense”—*continued.*

Item No.	Page in Treasurer's Accounts.	HEAD OF EXPENDITURE.	Vote (after allowing for Transfers, &c.).	Amount Expended in Excess of Authority.	Total Expenditure.
			£ s. d.	£ s. d.	£ s. d.
		Brought forward ... ..	£ 2,841,700 17 6	567,229 2 2	3,408,929 19 8
		<b>PUBLIC INSTRUCTION.</b>			
238	28	Public Instruction—Salaries ... ..	2,662,081 0 0	149,422 8 0	2,811,503 8 0
246	28	Contingencies ... ..	358,650 0 0	43,777 11 7	402,427 11 7
		Conservatorium of Music—Contingencies ... ..	6,518 6 11	8,468 3 2	14,986 10 1
276	28	Miscellaneous Services— Postal and Telegraphic Services for the Departments and Services under the control of the Minister of Public Instruction, and the Public Schools' Amateur Athletic Association, and Teachers' Associations ... ..	11,000 0 0	1,819 18 8	12,819 18 8
		<b>DEPARTMENT OF LABOUR AND INDUSTRY.</b>			
...	29	Miscellaneous Services— New South Wales Board of Trade, Technical Commission of Inquiry, Broken Hill ... ..	.....	6,854 2 3	6,854 2 3
		<b>SECRETARY FOR MINES.</b>			
295	29	Miscellaneous Services— To defray the Cost of the Royal Commission to inquire into the Coal-mining Industry and the Coal Trade in New South Wales ... ..	686 0 0	2,850 18 6	3,536 18 6
		<b>DEPARTMENT OF AGRICULTURE.</b>			
298	30	Grain Elevators—Contingencies ... ..	14,500 0 0	2,884 12 11	17,384 12 11
302	30	Botanic Gardens—Contingencies ... ..	13,587 0 0	289 19 11	13,876 19 11
303	30	Nursery Garden, Campbelltown—Contingencies ... ..	1,909 0 0	11 1 4	1,920 1 4
304	30	Garden Palace Grounds and Inner Domain—Contingencies ... ..	5,357 0 0	99 18 2	5,456 18 2
306	30	Centennial Park—Contingencies ... ..	7,996 0 0	172 5 2	8,168 5 2
		<b>OTHER SERVICES.</b>			
...	34	Relief to Unemployed— Relief Works—Metropolitan District Relief ... ..	.....	4,948 17 9	4,948 17 9
...	34	Carriage of Fodder for Starving Stock ... ..	.....	175,154 10 0	175,154 10 0
		<b>TOTAL ... ..</b>	£ 5,923,985 4 5	963,983 9 7	6,887,968 14 0

The above statement shows in a succinct form the amount of votes of Parliament exceeded, how much they have been exceeded by, and new expenditure made without the sanction of Parliament.

**TREASURER'S ADVANCE ACCOUNT.**

The payments made during the year from the Vote “Advance to Treasurer,” will be found on pages 38–59 of the Treasurer's Accounts, and in Appendix 2 of such expenditure to be recovered.



## STATE DEBT AND SINKING FUND.

At the commencement of the year the Fund had a credit balance of £384,639 1s. 7d., and the receipts for the twelve months (exclusive of £350,000 which was contributed by, and repaid under the terms of Act No. 11, 1914, to Consolidated Revenue), amounted to £25,349, consisting of the following items, viz.,—

	£	s.	d.
Repayments by Country Towns Water Supply and Sewerage Works ...	9,528	3	0
Repayments under Closer Settlement Accounts ...	2,565	16	10
Interest on Funded Stock and Deposits with Treasurer ...	13,255	0	2
	£25,349	0	0

No stock was retired by the Commissioners during the year, and there remained a cash balance on hand at 30th June, available for redemption of stock, of £142,627 4s. 3d.

The following statements of the State Debt Commissioners for the year 1920-21 have been duly examined and certified:—

Dr.

Cr.

	£	s.	d.		£	s.	d.	£	s.	d.
To Balance brought down .....	384,639	1	7	By Repayment to the Colonial Treasurer of Annual Contribution from Consolidated Revenue Fund, in terms of Section 2 of State Debt and Sinking Fund (Amendment) Act, 1914 .....				350,000	0	0
„ Country Towns Water Supply Works—Repayments .....	7,150	19	2	„ Balances at credit of Commissioners, invested as follows:						
„ Country Towns Sewerage Works—Repayments .....	2,377	3	10	In New South Wales Funded Stock (to face value of £279,169 10s.), purchase price .....	267,360	17	4			
„ To Promote Closer Settlement under Crown Lands Act of 1895—Repayments .....	2,565	16	10	On Deposit with Colonial Treasurer .....	142,562	18	10			
„ Annual Contribution from the Consolidated Revenue Fund .....	350,000	0	0	On Current Account ...	64	5	5	409,988	1	7
„ Interest on Funded Stock .....	9,714	2	4							
„ „ Deposit with Colonial Treasurer .....	3,540	17	10							
	£759,988	1	7					£759,988	1	7

## STATEMENT of the Balances at credit of the Trust Funds Administered by the State Debt Commissioners at 30th June, 1921.

Accounts.	On Deposit with Colonial Treasurer.	Securities.	Total.
	£ s. d.	£ s. d.	£ s. d.
Bankruptcy Estates Account (Act No. 25 of 1898) .....		8,000 0 0	8,000 0 0
Bankruptcy Suitors' Fund (Act No. 25 of 1898) .....	2,607 5 5		2,607 5 5
Bankruptcy Unclaimed Dividend Fund (Act No. 25 of 1898) .....	5,951 8 8	11,000 0 0	16,951 8 8
Municipal Council of Sydney Sinking Fund (Act 50 Vic., No. 13) .....	146,230 11 9		146,230 11 9
Perpetual Trustee Company, Limited (Private Act, 1888) .....		20,000 0 0	20,000 0 0
Permanent Trustee Company of New South Wales, Limited (Private Act, 1888) .....		20,000 0 0	20,000 0 0
Seamen's Wages .....	1,247 6 0		1,247 6 0
Testamentary and Trust Fund (Perpetual and Permanent Trustee Companies Acts) .....	1,310 15 6		1,310 15 6
Trust Moneys (Act No. 25 of 1898) .....	5,225 12 3		5,225 12 3
Unclaimed Moneys .....	6,343 10 2		6,343 10 2

The statutory contribution to the Sinking Fund under the principal Act of £350,000 was lost to the Fund owing to the operation of the Act No. 11, 1914. In view of the debit balances on each year, since the passage of the Act, a sum of over £2,800,000 has been lost for the purposes originally intended by Parliament.

## STATEMENT OF VARIOUS ACCOUNTS.

A general grouping of the receipts and expenditure in all the Public Accounts for the year 1919-20 is set out on the following page, and one for 1920-21 on the page opposite to it.

It should be of value in obtaining a comprehensive view of the Public Accounts.

The opening balance in each account is given, as well as the amounts of receipts and expenditure during the year, and the closing balance as on 30th June, 1921. While the statement for the preceding year shows that there was available for disposal during that year £75,882,565 7s. 1d., the statement for 1920-21 exhibits in some detail the fact that there was available last year the sum of £74,724,437 1s. 8d.

GENERAL



# GENERAL STATEMENT FOR THE FINANCIAL YEAR—1919-20.

Account.	Balance 30th June, 1919.		Receipts, 1919-20.	Total Amount Available for Expenditure.	Expenditure 1919-20.	Balance, 30th June, 1920.		
	Debit.	Credit.				Debit.	Credit.	
	£ s. d.	£ s. d.	£ s. d.	£ s. d.	£ s. d.	£ s. d.	£ s. d.	
Consolidated Revenue .....	244,544 17 9	.....	28,650,496 5 10	28,405,951 8 1	30,210,013 0 9	1,804,061 12 8	.....	
Special Deposits—Official Accounts, Circulating Capital and Working Accounts. ....	.....	1,116,897 4 11	9,151,951 4 0	10,268,848 8 11	8,964,676 13 0	.....	1,304,171 15 11	
Closer Settlement .....	.....	141,847 10 0	1,225,183 5 10	1,367,030 15 10	1,282,749 4 5	.....	84,281 11 5	
Public Works.....	.....	318,583 15 11	604,082 7 9	922,663 3 8	572,265 3 8	.....	350,401 0 0	
Railways Loan Act, 1915 .....	.....	44,042 0 9	.....	44,042 0 9	44,042 0 9	.....	.....	
General Loan .....	1,963,675 16 2	.....	20,623,163 19 10	18,659,488 3 8	23,942,871 3 8	5,283,383 0 0	.....	
Public Works Account Expenditure Suspense .....	9,543 9 5	.....	15,971 11 11	6,428 2 6	34,189 11 4	27,761 8 10	.....	
Loans Expenditure Suspense.....	295,122 16 5	.....	2,193,086 1 8	1,897,963 5 3	2,326,080 7 7	428,117 2 4	.....	
Seed Wheat and Fodder Expenditure Suspense .....	70,986 8 3	.....	74,462 19 10	3,476 11 7	494,631 5 5	491,154 13 10	.....	
Advances to Farmers Expenditure Suspense .....	16,991 11 11	.....	7,242 9 0	Dr. 9,749 2 11	38,885 1 0	48,634 3 11	.....	
Coal Purchase Suspense.....	263,477 1 1	.....	24,798 13 10	Dr. 238,678 7 3	.....	238,678 7 3	.....	
Miners' Accident Relief Act, 46 of 1916.....	.....	295,000 0 0	.....	295,000 0 0	61,500 0 0	.....	233,500 0 0	
Advances for Hay Expenditure Suspense .....	537 10 0	.....	247 4 8	Dr. 290 5 4	145 0 0	435 5 4	.....	
Railway Store Suspense.....	.....	.....	.....	.....	82,595 19 3	82,595 19 3	.....	
Relief to Necessitous Farmers Expenditure Suspense .....	.....	.....	7,225 8 3	7,225 8 3	917,138 19 1	909,913 10 10	.....	
Union of South Africa—Purchase of Sheep Account .....	.....	.....	5,000 0 0	5,000 0 0	15,000 0 0	10,000 0 0	.....	
Amounts not transferred to Public Accounts .....	542,791 19 1	.....	542,791 19 1	.....	778,017 9 7	778,017 9 7	.....	
								£ s. d.
	£ 3,407,671 10 1	1,916,370 11 7	63,125,703 11 6	61,634,402 13 0	69,764,800 19 6	10,102,752 13 10	1,972,354 7 4	{ Net Dr. 8,130,398 6 6
Special Deposits—Advances and Deposits.....	.....	4,657,247 19 7	7,863,745 14 11	12,520,993 14 6	4,590,415 1 0	.....	7,930,578 13 6	{ Net Cr. 8,544,349 2 8
Special (Supreme Court) .....	.....	448,146 3 2	1,279,022 16 5	1,727,163 19 7	1,113,398 10 5	.....	613,770 9 2	
	£ 3,407,671 10 1	7,021,764 14 4	72,268,472 2 10	75,882,565 7 1	75,468,614 10 11	10,102,752 13 10	10,516,703 10 0	{ Net Cr. 413,950 16 2



# GENERAL STATEMENT FOR THE FINANCIAL YEAR—1920-21.

Account.	Balance 30th June, 1920.		Receipts, 1920-21.	Total Amount Available for Expenditure.	Expenditure, 1920-21.	Balance 30th June, 1921.	
	Debit.	Credit.				Debit.	Credit.
	£ s. d.	£ s. d.	£ s. d.	£ s. d.	£ s. d.	£ s. d.	£ s. d.
Consolidated Revenue.....	1,804,061 12 8	.....	34,031,395 11 4	32,227,333 18 8	34,476,891 18 8	2,249,558 0 0	.....
Special Deposits—Official Accounts, Circulating Capital and Working Accounts.....	.....	1,304,171 15 11	10,527,248 3 5	11,831,419 19 4	10,712,464 19 4	.....	1,118,955 0 0
Closer Settlement.....	.....	84,281 11 5	3,096,608 10 6	3,180,890 1 11	2,599,168 18 1	.....	581,721 3 10
Public Works.....	.....	350,401 0 0	652,970 5 5	1,003,371 5 5	719,289 12 4	.....	284,081 13 1
General Loan.....	5,283,383 0 0	.....	12,366,052 16 1	7,032,669 16 1	15,730,208 16 6	8,647,539 0 5	.....
Public Works Account Expenditure Suspense.....	27,761 8 10	.....	133,068 6 2	105,306 17 4	147,302 5 5	41,995 8 1	.....
Loans Expenditure Suspense.....	428,117 2 4	.....	2,335,175 14 0	1,907,058 11 8	2,565,115 8 3	658,056 16 7	.....
Seed Wheat and Fodder Expenditure Suspense.....	491,154 13 10	.....	529,597 8 0	38,442 14 2	38,442 14 2	.....	.....
Advances to Farmers Expenditure Suspense.....	48,634 3 11	.....	48,659 3 11	25 0 0	25 0 0	.....	.....
Coal Purchase Suspense.....	238,678 7 3	.....	47,934 0 8	Dr.190,744 6 7	.....	190,744 6 7	.....
Miners' Accident Relief Act, 46 of 1916.....	.....	233,500 0 0	.....	233,500 0 0	.....	.....	233,500 0 0
Advances for Hay Expenditure Suspense.....	435 5 4	.....	435 5 4	.....	.....	.....	.....
Railway Store Suspense.....	82,595 19 3	.....	.....	Dr.82,595 19 3	101,356 9 5	183,952 8 8	.....
Relief to Necessitous Farmers Expenditure Suspense.....	909,913 10 10	.....	1,666,473 13 9	756,560 2 11	756,560 2 11	.....	.....
Union of South Africa—Purchase of Sheep Account.....	10,000 0 0	.....	23,000 0 0	13,000 0 0	13,000 0 0	.....	.....
Government Dockyard Store Advance—London Payments Suspense Account.....	.....	.....	.....	.....	15,000 0 0	15,000 0 0	.....
Government Printer Stores Suspense Account.....	.....	.....	.....	.....	100,000 0 0	100,000 0 0	.....
Amounts not transferred to Public Accounts.....	778,017 9 7	.....	778,017 9 7	.....	1,044,119 15 6	1,044,119 15 6	.....
	£ 10,102,752 13 10	1,972,354 7 4	66,236,636 8 2	58,106,238 1 8	69,018,946 0 7	13,130,965 15 10	2,218,257 16 11
Special Deposits—Advances and Deposits.....	.....	7,930,578 13 6	7,014,858 9 5	14,945,437 2 11	3,530,740 4 9	.....	11,414,696 18 2
Special (Supreme Court).....	.....	613,770 9 2	1,058,991 7 11	1,672,761 17 1	1,108,557 14 4	.....	564,204 2 9
	£ 10,102,752 13 10	10,516,703 10 0	74,310,486 5 6	74,724,437 1 8	73,658,243 19 8	13,130,965 15 10	14,197,158 17 10
							£ s. d.
							{ Net Dr. 10,912,707 18 11
							{ Net Cr. 11,978,901 0 11
							{ Net Cr. 1,066,193 2 0



**PUBLIC DEBT.** (Pages 187-215 Treasurer's Accounts.)

The Debt, as on 30th June, 1920, was £156,902,917 8s. 0d., and during the year increased by £11,675,019, thus making a total indebtedness on 30th June, 1921, of £168,577,927 8s. 0d.

The composition of the Debt and the transactions of the year are disclosed in the following tabulation :—

Account.	Outstanding, 30th June, 1920.	Additions during 1920-21.	Total.	Paid off during 1920-21.	Outstanding, 30th June, 1921.
<b>General Loan —</b>	£ s. d.	£ s. d.	£ s. d.	£ s. d.	£ s. d.
Debentures .....	13,966,350 0 0	258,930 0 0	14,225,280 0 0	439,800 0 0	13,785,480 0 0
Inscribed and Funded Stock .....	123,407,981 13 9	11,809,000 0 0	135,216,981 13 9	2,620 0 0	135,214,361 13 9
Treasury Bills .....	7,284,200 0 0	488,300 0 0	7,772,500 0 0	553,400 0 0	7,219,100 0 0
	144,658,531 13 9	12,556,230 0 0	157,214,761 13 9	995,820 0 0	156,218,941 13 9
<b>Railways Loans —</b>					
Inscribed Stock .....	4,997,500 0 0	.....	4,997,500 0 0	.....	4,997,500 0 0
Treasury Bills .....	3,000,000 0 0	.....	3,000,000 0 0	.....	3,000,000 0 0
	7,997,500 0 0	.....	7,997,500 0 0	.....	7,997,500 0 0
<b>Advances to Settlers —</b>					
Inscribed Stock .....	120,050 0 0	.....	120,050 0 0	.....	120,050 0 0
<b>Total (as per Treasurer's State- ment, page 209) .....</b>	<b>152,776,081 13 9</b>	<b>12,556,230 0 0</b>	<b>165,332,311 13 9</b>	<b>995,820 0 0</b>	<b>164,336,491 13 9</b>
<b>Closer Settlement —</b>					
Debentures .....	4,115,750 0 0	293,900 0 0	4,409,650 0 0	178,500 0 0	4,231,150 0 0
Ministerial Certificates .....	11,085 14 3	.....	11,085 14 3	800 0 0	10,285 14 3
	4,126,835 14 3	293,900 0 0	4,420,735 14 3	179,300 0 0	4,241,435 14 3
<b>Grand Total .....</b>	<b>£ 156,902,917 8 0</b>	<b>12,850,130 0 0</b>	<b>169,753,047 8 0</b>	<b>1,175,120 0 0</b>	<b>168,577,927 8 0</b>

From the above Statement it will be seen that the Public Debt at 30th June, 1921, was comprised of :—

	£	s.	d.
Debentures .....	18,016,630	0	0
Inscribed and Funded Stock .....	140,331,911	13	9
Treasury Bills .....	10,219,100	0	0
Ministerial Certificates .....	10,285	14	3
	<b>£168,577,927</b>	<b>8</b>	<b>0</b>

**INTEREST ON THE PUBLIC DEBT.**

The annual rise in the average rate of Interest paid on the Public Debt, inclusive of uninvested funds in temporary possession of the Government and advances by Banks, and the amount actually paid in each year from the Consolidated Revenue is evidenced by the following statement :—

Date.	Average Rate.	Paid on Debt proper.	Paid on Uninvested Funds, &c.
	per cent.	£ s. d.	£ s. d.
Year ended 30th June, 1914 ...	3.6685	3,881,011 5 10	205,189 3 0
" " 1915 ...	3.6694	4,125,600 4 7	182,301 5 3
" " 1916 ...	3.7774	4,552,764 15 4	175,214 15 9
" " 1917 ...	4.0933	4,914,210 19 6	230,511 5 3
" " 1918 ...	4.1738	5,188,754 1 9	313,600 15 9
" " 1919 ...	4.3500	5,462,991 1 11	216,980 3 11
" " 1920 ...	4.6363	6,030,720 19 8	302,751 3 4
" " 1921 ...	4.7608	6,601,893 13 6	567,178 1 4



**AGGREGATE ACCOUNT.****Summary of Receipts and Payments for the Years 1915-16 to 1920-21.**

The following table excludes the Special Deposits Account and payments from Expenditure Suspense Accounts which had not been brought to account in the main accounts of the Treasurer at the close of the various years.

	1915-16.	1916-17.	1917-18.	1918-19.	1919-20.	1920-21.
<b>RECEIPTS.</b>						
	£	£	£	£	£	£
Consolidated Revenue Account .....	19,629,442	20,495,996	21,400,346	23,419,260	28,554,640	33,991,313
Closer Settlement Account .....	156,516	124,699	161,484	164,309	225,183	338,608
Public Works Account .....	355,478	329,854	373,162	370,573	404,082	452,970
Railways Loan Account .....	2,384,257	170,357	.....	.....	1,559,656	.....
General Loan Account .....	8,014,324	8,305,259	6,712,777	15,453,503	20,623,164	12,366,053
<b>Total Receipts Proper .....</b> £	<b>30,540,017</b>	<b>29,426,165</b>	<b>28,647,769</b>	<b>39,407,645</b>	<b>51,366,725</b>	<b>47,148,944</b>
<b>Other—Receipts and Recoveries—</b>						
Consolidated Revenue Account.....	74,076	26,101	143,396	28,906	95,856	40,083
Closer Settlement Account.....	.....	.....	.....	.....	1,000,000	2,758,000
Public Works Account.....	235,000	235,000	250,000	200,000	200,000	200,000
<b>Total Other Receipts.....</b> £	<b>309,076</b>	<b>261,101</b>	<b>393,396</b>	<b>228,906</b>	<b>1,295,856</b>	<b>2,998,083</b>
<b>Grand Total—Receipts.....</b> £	<b>30,849,093</b>	<b>29,687,266</b>	<b>29,041,165</b>	<b>39,636,551</b>	<b>52,662,581</b>	<b>50,147,027</b>
<b>PAYMENTS.</b>						
Consolidated Revenue Account.....	19,286,632	20,396,207	21,099,062	22,726,924	29,306,505	34,029,147
Closer Settlement Account.....	205,519	45,304	75,279	263,183	1,224,985	2,419,869
Public Works Account .....	498,089	577,447	487,676	444,792	527,765	674,789
Railways Loan Account .....	1,227,962	752,635	397,550	194,666	44,042	.....
General Loan Account .....	6,465,456	6,074,845	3,875,033	3,712,214	7,665,723	11,489,389
<b>Total Expenditure Proper .....</b> £	<b>27,683,658</b>	<b>27,846,438</b>	<b>25,934,600</b>	<b>27,341,779</b>	<b>38,769,020</b>	<b>48,613,194</b>
<b>Other—Transfers and Advances—</b>						
Consolidated Revenue Account .....	267,295	394,688	420,856	506,474	903,508	447,745
Public Works Account.....	48,500	46,000	45,000	48,500	44,500	44,500
General Loan Account (transfers of capital) .....	507,000	76,000	318,000	23,700	1,095,590	3,245,000
<b>Total Other Payments .....</b> £	<b>822,795</b>	<b>516,688</b>	<b>783,856</b>	<b>578,674</b>	<b>2,043,508</b>	<b>3,737,245</b>
<b>Total Expenditure on Services</b> £	<b>28,506,453</b>	<b>28,363,126</b>	<b>26,718,456</b>	<b>27,920,453</b>	<b>40,812,528</b>	<b>52,350,439</b>
<b>Repayment of Loans—</b>						
Railways Loan Account .....	.....	170,357	.....	.....	1,559,656	.....
General Loan Account .....	2,814,025	1,296,726	10,767	12,813,724	15,181,648	995,820
Closer Settlement Account.....	.....	.....	.....	.....	57,764	179,300
<b>Grand Total—Payments .....</b> £	<b>31,320,478</b>	<b>29,830,209</b>	<b>26,729,223</b>	<b>40,734,177</b>	<b>57,611,596</b>	<b>53,525,559</b>

It may be noted that, while the increase in the Receipts of 1920-21 over those of 1915-16 was 62.56 per cent., the increase in the Expenditure was 70.9 per cent.; and furthermore, whilst in 1915-16 the receipts met 98.49 per cent. of the expenditure, the Receipts in 1920-21 were only sufficient to meet 93.69 per cent. of the Expenditure.

**REPAYMENT**



# REPAYMENT OF LOANS.

The statement following exhibits the yearly liabilities of the State in Sydney and London for the repayment of loans and the discharge of debentures and Ministerial certificates issued in lieu of payments for compensation incurred in the acquirement of estates for closer settlement.

## REPAYMENT OF LOANS.

Year of Redemption.	Sydney Register.			London Register.			Total.
	Closer Settlement.	General Loans.	Total.				
	£ s. d.	£ s. d.	£ s. d.	£ s. d.		£ s. d.	
Minimum date expired..		7,395,208 1 6	7,395,208 1 6			7,395,208 1 6	
Matured		2,085 0 0	2,085 0 0	3,750 0 0		5,835 0 0	
1921-22	131,100 0 0	7,334,443 0 0	7,465,543 0 0			7,465,543 0 0	
1922-23	153,300 0 0	3,611,756 14 9	3,767,056 14 9	6,900,000 0 0		10,667,056 14 9	
1923-24	672,050 0 0	4,229,659 6 8	4,901,709 6 8	1,999,300 0 0		6,901,009 6 8	
1924-25	56,614 5 9	21,251,367 19 8	21,307,982 5 5	16,427,315 2 0		37,735,297 7 5	
1925-26	230,800 0 0	3,083,331 0 0	3,314,131 0 0			3,314,131 0 0	
1926-27	1,025,750 0 0	4,801,526 0 0	5,827,276 0 0	5,997,100 0 0		11,824,376 0 0	
1927-28	179,200 0 0	286,700 0 0	465,900 0 0	4,999,300 0 0		5,465,200 0 0	
1928-29	471,000 0 0	4,000 0 0	475,000 0 0			475,000 0 0	
1929-30	379,814 5 9	165,040 0 0	544,854 5 9			544,854 5 9	
1930-31	234,700 0 0	2,799,420 0 0	3,034,120 0 0			3,034,120 0 0	
1931-32	81,200 0 0		81,200 0 0			81,200 0 0	
1932-33	113,700 0 0	18,745 12 3	132,445 12 3	13,057,254 7 9		13,189,700 0 0	
1933-34	75,300 0 0	50,254 4 4	125,554 4 4	12,636,045 15 8		12,761,600 0 0	
1934-35	93,861 5 9	880 0 0	99,744 5 9	4,999,120 0 0		5,098,864 5 9	
1935-36	92,950 0 0	64,372 8 4	157,322 8 4	12,435,627 11 8		12,592,950 0 0	
1936-37	95,400 0 0		95,400 0 0			95,400 0 0	
1937-38	86,150 0 0		86,150 0 0			86,150 0 0	
1938-39	3,300 0 0		3,300 0 0			3,300 0 0	
1939-40	6,414 5 9		6,414 5 9			6,414 5 9	
1940-41	800 0 0	1,235 0 0	2,035 0 0	6,498,765 0 0		6,500,800 0 0	
1941-42	8,100 0 0		8,100 0 0			8,100 0 0	
1942-43	3,300 0 0		3,300 0 0			3,300 0 0	
1943-44	6,414 5 9		6,414 5 9			6,414 5 9	
1944-45	800 0 0		800 0 0			800 0 0	
1945-46	8,100 0 0		8,100 0 0			8,100 0 0	
1946-47	3,300 0 0		3,300 0 0			3,300 0 0	
1947-48	6,214 5 6		6,214 5 6			6,214 5 6	
1948-49	800 0 0	181,350 0 0	182,150 0 0	12,068,650 0 0		12,250,800 0 0	
1949-50	8,000 0 0		8,000 0 0			8,000 0 0	
1950-51	3,300 0 0		3,300 0 0			3,300 0 0	
1951-52	2,700 0 0		2,700 0 0			2,700 0 0	
1952-53		105,825 2 3	105,825 2 3	10,394,174 17 9		10,500,000 0 0	
1953-54		530,189 9 2	530,189 9 2			530,189 9 2	
1954-55		1,500 0 0	1,500 0 0	1,200 0 0		2,700 0 0	
1955-56							
Interminable							
Permanent							
<b>Total</b>	<b>£ 4,241,435 14 3</b>	<b>55,918,888 18 11</b>	<b>60,160,324 13 2</b>	<b>108,417,602 14 10</b>		<b>168,577,927 8 0</b>	

In the Treasurer's Accounts (page 209) the amount shown as outstanding on the Public Debt is £164,336,491 13s. 9d., whereas to that total should be added £4,241,435 14s. 3d. on account of Closer Settlement (page 97 of Treasurer's Accounts), making a total of £168,577,927 8s.

## EXCESS RECEIPTS AVAILABLE TO MEET INTEREST CHARGES.

The excess receipts from Reproductive Assets, after meeting Working Expenses from various funds, were £5,930,698, made up of £5,531,907 from Business Undertakings, £11,331 from Industrial Undertakings, £212,829 from other Undertakings, with £174,631 interest received from the Commonwealth on the capital value of Transferred Properties. This, taken with the interest paid on Bills, Debentures, and Stock, £7,169,072, makes a debit balance of £1,238,374. The amount paid for Interest on the Public Debt, for moneys in temporary possession of the Government, and on advances made by Banks, for the past year, was £7,169,071 14s. 10d. There was, therefore, an estimated deficiency of that amount as a charge upon the Consolidated Revenue as compared with £971,549 in 1919-20.

Some of the contributing factors are the Murrumbidgee Irrigation Area and the Government Dockyards, Newcastle, which have not returned in their working any surplus from which to recoup the Consolidated Revenue for interest amounting to £298,291 paid on their combined capital of £6,799,796; the unfinished railway and other works, upon which there has been a large outlay of loan capital at present unproductive; and a steady rise in the rate of interest.

As against the balance of £1,238,374 the State has the benefit of the Public Works and Buildings, National Roads and Bridges, &c, constructed from Loan Funds, which, though they do not contribute directly to the Revenue, are National necessities of at least equal value to the sum named. A further set-off is the interest received as repayments by settlers for the lands resumed under the Closer Settlement Acts.

**CERTIFICATES**



# **CERTIFICATES UNDER SECTION 60 OF THE AUDIT ACT, 1902.**

## **Consolidated Revenue Account.**

I have attached my Certificate to the foot of the Treasurer's Statement of the Consolidated Revenue Account, 1920-21, on page 5 of the Public Accounts accompanying this Report, as statutorily required, and, in accordance with directions contained in Section 60, Sub-section (b), Audit Act, 1902, I herewith report that the legal provisions have not, in my opinion, been complied with in the following cases :—

### *Expenditure.*

- (1) Irregular charges from advances made from Consolidated Revenue Account to the Accountant, Public Works Department, and which appear in the Treasurer's Statements as charged to that Account, whereas adjustments to hand show the permanent distribution should be as follows :—

	£	s.	d.
Consolidated Revenue Account...	287	19	0
Repayments, 1921-22 ...	1,055	10	11
Unadjusted at 14th September, 1921 ...	438	1	2
	<u>£1,781</u>	<u>11</u>	<u>1</u>

- (2) Irregular charges from advance made from Consolidated Revenue Account to the Accountant, Returned Soldiers Settlement Branch, and which appear in the Treasurer's Statements as charged to that Account, whereas adjustments to hand show the permanent distribution should be as follows :—

	£	s.	d.
Consolidated Revenue Account, other Votes ...	9	17	0
General Loan Account ...	1	5	3
Special Deposits Account ...	19	8	4
Unadjusted at 14th September, 1921 ...	25	0	0
Repayments, 1921-22 ...	147	15	2
	<u>£203</u>	<u>5</u>	<u>9</u>

- (3) Irregular charges from advances made from the Consolidated Revenue Account to the Accountant, Lands Department, and which appear in the Treasurer's Statements as charged to that Account, whereas adjustments to hand show the permanent distribution should be as follows :—

	£	s.	d.
Consolidated Revenue Account, other Votes...	32	14	4

- (4) Irregular charges from advances made from Consolidated Revenue Account to the Accountant, Resumed Properties Department, and which appear in the Treasurer's Statements as charged to that Account, whereas adjustments to hand show the permanent distribution should be as follows :—

	£	s.	d.
Special Deposits Account ...	12	15	0

- (5) In regard to Repayments, 1921-22 ... { £1,055 10 11  
147 15 2

Unadjusted amount at 14th Sept., 1921 ... { 433 1 2  
25 0 0

—Breaches of Regulation No. 83, through non-adjustment as at 30th June, 1921.

## **General Loan Account.**

I have attached my Certificate to the foot of the Treasurer's Statement of the General Loan Account, 1920-21, on page 153 of the Public Accounts accompanying this Report, as statutorily required ; and, in accordance with directions contained in Section 60, Subsection (b), Audit Act, 1902, I herewith report that the legal provisions have not, in my opinion, been complied with in the following cases :—

### *Expenditure.*

- (1) Irregular charges from advances made from General Loan Account to the Accountant, Public Works Department, and which appear in the Treasurer's Statements as charged to that Account, whereas adjustments to hand show the permanent distribution should be as follows :—

	£	s.	d.
Consolidated Revenue Account ...	4,835	6	0
Special Deposits Account ...	57	5	11
Other Loan Votes ...	1,680	9	8
Loans Expenditure Suspense Account ...	1,115	7	4
Public Works Account ...	105	0	0
Public Works Account Expenditure Suspense Account ...	348	10	9
Closer Settlement Account ...	134	15	4
Repayments, 1921-22 ...	2,858	5	4
	<u>£11,135</u>	<u>0</u>	<u>4</u>

- (2) Irregular charges from advances made from General Loan Account to the Accountant, Returned Soldiers' Settlement Branch, and which appear in the Treasurer's Statements, as charged to that Account, whereas adjustments to hand show the permanent distribution should be as follows :—

	£	s.	d.
Other Loan Votes ...	33,722	6	10
Consolidated Revenue Account ...	84	18	4
Special Deposits Account ...	1,495	4	11
Repayments, 1921-22... ..	1,281	14	4
Unadjusted at 14th September, 1921 ...	1,773	12	6
	<u>£43,357</u>	<u>16</u>	<u>11</u>



- (3) Irregular charges from advances made from General Loan Account to the Accountant, Agriculture Department, and which appear in the Treasurer's Statements as charged to that Account, whereas adjustments to hand show the permanent distribution should be as follows :—

	£	s.	d.
Other Loan Votes...	176	2	0
Consolidated Revenue	13	1	1
	<u>£189</u>	<u>3</u>	<u>1</u>

- (4) Irregular charges from advances made from General Loan Account to the Accountant, Lands Department, and which appear in the Treasurer's Statements as charged to that Account, whereas adjustments to hand show the permanent distribution should be as follows :—

	£	s.	d.
Other Loan Votes...	27	5	0

- (5) In regard to Repayments, 1921-22... { 2,858 5 4  
Unadjusted at 14th September, 1921 ... { 1,281 14 4  
1,773 12 6—Breaches of Regulation No. 83, through non-adjustment as at 30th June, 1921.

### Special Deposits Account.

I have attached my Certificate to the foot of the Treasurer's Statement of the Special Deposits Account, 1920-21, on page 64 of the Public Accounts accompanying this Report, as statutorily required, and, in accordance with directions contained in Section 60, Sub-section (b), Audit Act, 1902, I herewith report that the legal provisions have not, in my opinion, been complied with in the following cases :—

#### Expenditure.

- (1) Irregular charges from advances made from Special Deposits Account to the Accountant, Public Works Department, and which appear in the Treasurer's Statements as charged to that Account, whereas adjustments to hand show the permanent distribution should be as follows :—

	£	s.	d.
Repayments, 1921-22	8	15	8
Unadjusted at 14th September, 1921	11	16	10
	<u>£20</u>	<u>12</u>	<u>6</u>

- (2) Irregular charges from advances made from General Loan Account to the Accountant, Resumed Properties Department, and which appear in the Treasurer's Statements, as charged to that Account, whereas adjustments to hand show the permanent distribution should be as follows :—

	£	s.	d.
Consolidated Revenue Account	6	5	11

- (3) Irregular charges from advance made from Special Deposits Account to the Accountant, Returned Soldiers' Settlement Branch, and which appear in the Treasurer's Statements as charged to that Account, whereas adjustments to hand show the permanent distribution should be as follows :—

	£	s.	d.
Consolidated Revenue Account	5	14	6
General Loan Account	19	13	9
Special Deposits Account	23	0	0
Public Works Account	213	6	3
Unadjusted at 14th September, 1921	150	0	0
	<u>£411</u>	<u>14</u>	<u>6</u>

- (4) In regard to Repayments, 1921-22 ... { 8 15 8  
Unadjusted amount at 14th Sept., 1921 ... { 11 16 10  
150 0 0—Breaches of Regulation No. 83, through non-adjustment as at 30th June, 1921.

The position of the Auditor-General, in regard to these certificates, has been repeatedly explained in former reports.



## SECTION II.—BUSINESS AND OTHER UNDERTAKINGS.

As has been pointed out in other reports, the four business undertakings owned by the State, and whose accounts are audited by the staff of the Auditor General, are controlled in the case of the Railways and Tramways and the Sydney Harbour Trust by Commissioners, who, in accordance with statutory requirements, present their own reports to Parliament, and in the case of the Metropolitan Water Supply and Sewerage and the Hunter District Water Supply and Sewerage are controlled by Boards, which also furnish annual reports.

To explain the position of these undertakings in the Public Accounts the following valuation is submitted from last year's report :—

### Business Undertakings, 1919-1920.

#### LOAN CAPITAL, WORKING EXPENSES, AND RECEIPTS.

Service.	Loan Capital.	Expenditure on—			Receipts.	Surplus.	Deficiency.
		Working Expenses.	Interest Paid on Capital.	Total.			
	£	£	£	£	£	£	£
Railways and Tramways.....	87,414,797	12,112,917	4,045,652	16,158,569	15,997,584	.....	160,985
Sydney Harbour Trust.....	8,600,922	186,458	396,787	583,245	658,313	75,063	.....
Metropolitan District Water Supply and Sewerage .....	16,622,372	493,809	760,577	1,254,386	1,183,627	.....	70,759
Hunter District Water Supply and Sewerage .....	1,492,316	58,251	55,560	113,811	125,519	11,708	.....
Total .....	£ 114,131,407	12,851,435	5,258,576	18,110,011	17,965,043	.....	144,968

A similar statement for the year just ended is below.

### Business Undertakings, 1920-21.

#### LOAN CAPITAL, WORKING EXPENSES, AND RECEIPTS.

Service.	Loan Capital.	Expenditure on			Receipts.	Surplus.	Deficiency.
		Working Expenses.	Interest paid on Capital.	Total.			
	£	£	£	£	£	£	£
Railways and Tramways.....	90,681,674	14,060,310	4,234,776	18,295,086	18,047,389	.....	247,696
Sydney Harbour Trust.....	8,845,665	224,676	421,124	645,800	797,211	151,411	.....
Metropolitan District Water Supply and Sewerage .....	17,572,680	570,067	814,701	1,384,768	1,469,776	85,008	.....
Hunter District Water Supply and Sewerage .....	1,934,940	75,902	60,884	136,786	148,485	11,699	.....
Total .....	£ 119,034,959	14,930,955	5,531,485	20,462,440	20,462,861	421	.....

### RAILWAYS AND TRAMWAYS.

During the past financial year the railways and tramways earned in the gross £17,738,943 (*vide* Commissioners' Report, p. 1), and the working expenses amounted to £13,975,929, and the charge for interest was £4,233,374, a total of £18,209,303, leaving a deficiency on the year's operations of £470,360. The increase in the total expenditure was £2,106,085, whereas the receipts increased by only £1,773,299.

The Treasurer's Statements, which deal only with actual cash transactions within the year, as against Railways earnings and expenditure, some of which were unrealised at 30th June, show a deficiency of £247,696. The reconciliation is set out on Appendix 8. Utilising



Utilising the form adopted in previous reports, the following figures, obtained from the Railway Department in respect to expenditure, show at what cost the sum of £17,738,943 was earned, and the main divisions of such expenditure, viz. :—

1919-20. Gross Revenue, £15,965,644.			1920-21. Gross Revenue, £17,738,943.			
Head of Expenditure.	Amount.	Percentage to Revenue.	Amount.	Percentage to Revenue.	Increase.	Decrease.
	£		£			
Man-power .....	8,527,791	53·41	9,809,434	55·3	1·89	.....
Materials .....	3,529,314	22·11	4,166,495	23·49	1·38	.....
Money (i.e. interest on capital) .....	4,046,113	25·34	4,233,374	23·86	.....	1·48
	16,103,218	100·86	18,209,303	102·65	3·27	1·48
Deficit .....	137,574	·86	470,360	2·65	.....	.....
Total.....	£ 15,965,644	100·00	17,738,943	100·00	.....	.....

Interest on loan capital shows an increase of £187,261, which is accounted for by a rise in the rate and additional capital for the year of £3,266,877. Yet, though the aggregate charge was thus increased, owing to the higher figures involved, the proportion interest bore to the earnings showed a decrease on the previous year of 1·48 per cent.

### RAILWAY STATION ACCOUNTS.

The monetary transactions of the Railway Commissioners are now so huge, and the points of business so numerous, as to preclude, with the present staff, any but a series of test audits. The review audit at many of the principal railway stations in various parts of the State was continued during the year, the results being usually satisfactory. The checking of rates and the examination of rebates and concessions is made sufficiently extensive to ascertain with considerable certitude that the authorised tariff is observed and regulations are carried out, but in so great an undertaking it is inevitable that some fraud should manifest itself, and a number of defaulters is listed in Appendix 9 of this report. I am satisfied that the Commissioners' system of accounting may be relied upon to protect the revenue, and that it is capably controlled.

### Railway Refreshment Rooms.

The Balance-sheet with Trading and Profit and Loss Accounts has been received for audit, and these disclose a profit of £16,581 16s. 0d. on the year's transactions.

There were forty-three rooms operating during the year, of which twenty-six realised profits amounting to £34,953, and seventeen were run at a loss of £4,649, which, with head office administration and other charges, left the net profit as above, after making provision for interest and depreciation.

The buildings and equipment are quoted at £225,190, as their depreciated value. The amount of depreciation for the year was £5,315, an average rate of 2·1 per cent. Interest at the rate of 4·7608 per cent. absorbed £10,665.

The total charges apart from interest and depreciation were £420,074, of which the sum of £94,052 was spent in salaries and wages, and £274,459 on purchases. The receipts amounted to £454,309.

The stock on hand at the Refreshment Rooms at 30th June was £38,427.

### Railway and Tramway Institute.

#### STATEMENT of Receipts and Payments for Year ended 31st December, 1920.

RECEIPTS.			PAYMENTS.		
	£	s. d.		£	s. d.
Members' Subscriptions .....	3,295	1 8	Salaries and Wages .....	10,173	6 0
Billiards .....	3,008	8 3	Instruction fees .....	2,136	11 9
Rents .....	475	18 6	Railway and Tramway Magazine.....	2,257	16 7
Sports and Social .....	601	18 11	Stores and Stationery .....	1,477	11 5
Special Glass Fees .....	60	0 0	Furniture and class equipment.....	4,230	13 2
Railway and Tramway Magazine .....	629	0 9	Sports and Social.....	1,224	18 7
Miscellaneous.....	132	3 4	Buildings, repairs, &c. ....	354	5 5
"Safety First" badges.....	33	11 0	Library books .....	1,313	16 6
	8,236	2 5	Maintenance of billiard tables, equipment, &c. ....	1,045	7 0
Excess Payments over Receipts .....	18,382	7 5	Light, gas, and water.....	595	12 6
			Rents .....	295	13 0
			Newspapers and Magazines .....	230	5 10
			Miscellaneous .....	493	5 2
				£25,829	2 11
			Add Credit allowed in the above for expenditure re Traffic Working School in 1919 .....	789	6 11
	£26,618	9 10		£26,618	9 10



## RAILWAYS—SUPERANNUATION ACCOUNT.

(Act 11, 1910.)

Dr. STATEMENT of the Government Railways Superannuation Account, year ended 30th June, 1921.

Cr.

RECEIPTS.				DISBURSEMENTS.			
	£	s.	d.		£	s.	d.
Balance from previous year .....	45,303	17	6	By Superannuation Allowances—			
To 1½ per cent. deductions from the salaries and emoluments of officers (includes £106 5s. 4d., being lump sums paid in discharge of liabilities to the account) .....	147,273	2	10	Section 113 .....	145,944	19	0
„ Gross proceeds of policies which had been transferred to the Chairman of the Board :—				„ Refunds of Deductions—			
Matured by death or attainment of age .....	*1,115	7	4	Widows or personal representatives of deceased officers—Section 120 .....	2,740	14	5
* Of this amount, £550 16s. 9d. premiums paid by the Board, with £79 10s. 6d. interest, has been retained. A sum of £2 5s. nett proceeds not yet paid to assured and £2 10s. 6d. shortage in premiums and £18 6s. 1d. interest is being paid by two assured in instalments.				Voluntary retirements after service for fifteen years or longer—Section 122 .....	1,198	14	3
To amount paid by assured employees to have their insurance policies re-transferred to them :—				Dismissals for misconduct—Section 125 .....	941	9	11
Premiums .....	142	18	4	Representatives of pensioners who died within six months after retirement—Section 121 .....	93	12	11
Interest .....	25	3	1				
„ Amount paid in by two assured employees to make up deficiency in premiums and interest on matured policies—proceeds not sufficient to recoup the Board :—				„ Gratuities—			
Premiums .....	2	10	6	Officers incapacitated through bodily injuries received in the course of duty—Section 116 .....	550	0	0
Interest .....	10	12	2	Officers retired under Section 117(a) .....	2,462	18	9
(This clears the shortage in premiums, but a balance of £7 17s. 11d. for interest is still to be paid.)				Officers dispensed with under Section 117 (b) .....	1,129	0	7
„ Amount received from ex-employee as stamp duty on re-transferred policy .....	1	0	0				
	148,570	14	3	„ Salaries of Secretary and Actuary ...			
	£193,874	11	9	„ Net proceeds of policies—Matured by death or attainment of age ...			
				„ Refunds to Railway Department, and other refunds .....			
				„ Amount paid to Stamp Duties Office on re-transferred policy .....			
					155,828	0	10
				„ Life insurance premiums on policies transferred by officers to the Chairman of the Board, under Section 126 .....	2,231	17	11
				„ Balance at 30th June, 1921 .....	35,814	13	0
					£193,874	11	9

The total payments of pensions and other liabilities under the Act for the past year were £158,059 18s. 9d., exceeding the actual receipts from contributors by £9,489 4s. 6d.

The contributions from the State Revenue to 30th June, 1920, amounted to £126,750. An amount of £15,000 was voted by Parliament for the year 1920–21, but owing to the higher salaries and wages paid the contributions increased considerably, and it was not found necessary to draw on the Parliamentary Vote.

The balance of £35,814 13s. at credit of the fund, together with the amounts to be received from contributors, will, it is estimated, be sufficient to carry on the operations for the financial year 1921–22.

It is understood that an actuarial examination of the Fund is about to be made. The inadequacy of the rate of contribution to constitute a solvent fund has formed the subject of repeated reports. In view of legislation compelling the employers—the Crown and Corporate Bodies—in another scheme of superannuation to contribute, the aspect of the assistance in the past from the Consolidated Revenue Fund to the Railway Superannuation Fund has altered.

## GOVERNMENT SAVINGS BANK.

A marked increase in business is exhibited. The prescribed audits have been made, and disclosed a satisfactory condition. The half-yearly audit is now in progress.

Additional legislation during the year increased the amount of certain deposits upon which interest is payable and increased certain interest rates, and a special statute provided for the establishment and maintenance of a Rural Bank.

The money of the Government Savings Bank is an important feature in Treasury balances, the amount being on the 30th June, 1921, £3,731,282 6s. 6d., while the investment in Government securities was £27,799,704 4s. 5d.

The amount at credit of depositors on 30th June, 1921, was £50,802,137, an increase over the results of the previous year of £6,374,695.

Government



**Government Savings Bank—continued.**

As compared with the number of depositors on 30th June, 1920, there was an increase of 50,467.

The business of the Bank during the year was conducted through the following Departments :—

Savings Bank,  
Rural Bank, and  
Advances for Homes.

The Irrigation Farms' Department shown last year has been amalgamated with the Rural Bank, and on the 1st January last the assets and liabilities of the Advance Department were transferred to the Rural Bank under section 16 of the Act No. 40, 1920.

The Commissioners held in cash and deposits in the Treasury and in banks of issue available at call or at short notice a sum in excess of the 20 per cent. of the moneys received by the Savings Bank Department as required by Section 47 of the Act.

The Investments on 30th June, 1921, stood as under :—

New South Wales Funded Stock	}	... ..	...	...	£	s.	d.
" " " Treasury Bills							
" " " Debentures							
Stock of other States	...	...	...	...	59,718	3	8
Municipal Debentures	...	...	...	...	2,764,151	13	5
Deposits at Treasury	...	...	...	...	3,731,282	6	6
Mortgage Loans	...	...	...	...	2,200,437	1	3
War Loan Stock, War Gratuity Bonds, and Commonwealth Treasury Bonds	...	...	...	...	865,017	8	6
Advances for Homes Department, Inscribed Stock	...	...	...	...	3,118,360	17	3
Rural Bank Department, Inscribed Stock	...	...	...	...	3,314,298	18	3
Bank Deposits and Inscribed Bank Stock	...	...	...	...	4,768,104	10	6
Total...	...	...	...	...	£48,621,075	3	9

**TREASURY INSURANCE BOARD.**

(Administrative arrangement—no Statute).

The following is the statement of results during the year ended 30th June, 1921 :—

Insurance.	Balance as at 30th June, 1920.	Balance on operations for year ended 30th June, 1921.	Total credit at 30th June, 1921.
	£ s. d.	£ s. d.	£ s. d.
Fire ... ..	159,268 15 11	19,474 1 10	178,742 17 9
Marine ... ..	5,789 4 0	3,502 12 7	9,291 16 7
Workmen's Compensation ... ..	29,792 13 1	15,902 9 8	45,695 2 9
Motor Vehicle ... ..	4,251 6 3	871 9 5	5,122 15 8
Special Public Liability ... ..	1,412 18 7	839 9 3	2,252 7 10
Plate Glass ... ..	300 16 8	215 14 7	516 11 3
Public Risk ... ..	194 8 2	245 2 10	439 11 0
Live Stock ... ..	20 5 0	20 5 0	40 10 0
Burglary ... ..	353 8 1	169 18 1	523 6 2
Hailstone ... ..	264 4 9	326 17 6	591 2 3
Boiler Explosion ... ..	60 1 6	30 12 0	90 13 6
Miscellaneous ... ..	73 15 0	71 8 1	145 3 1
Fidelity Guarantee ... ..	23,821 12 4	1,250 8 2	25,112 0 6
Total ... ..	£225,603 9 4	42,960 9 0	268,563 18 4

The Fund has been established for ten years, and in that period has accumulated funds to the extent of £268,563 18s. 4d., of which £49,500 was invested in Commonwealth and State securities, and the balance was deposited in the Treasury to Special Deposits Account partly at interest on the daily balance.

The claims paid during the year amounted to £29,833 0s. 8d., as compared with £26,304 5s. 5d. for the year 1919-20. Details are set out as follows :—

	1919-20.	1920-21.
	£ s. d.	£ s. d.
Fire ... ..	6,187 4 4	6,961 9 3
Marine ... ..	264 0 6	1,352 8 8
Workmen's Compensation ... ..	16,258 1 3	18,236 17 11
Motor Vehicle ... ..	1,278 2 1	2,007 17 5
Fidelity Guarantee ... ..	1,646 7 7	941 14 6
Miscellaneous ... ..	670 9 8	332 12 11
	£26,304 5 5	£29,833 0 8

Steady progress has been maintained throughout the year, the accumulated Fund having increased by £42,960 9s., as compared with £40,927 3s. for the previous year—an improvement of £2,033 6s. The claims paid in 1920-21 exceeded those of 1919-20 by £3,528 15s. 3d.

The administrative expenses were in the proportion of 2·42 per cent. of the gross receipts.

**IMPERIAL**



## IMPERIAL PENSIONS.

An amount of £3,679 was received during the year 1920-21 from the Imperial Government as commission at the rate of 3 per cent. on payments made to pensioners resident in the State.

Administrative expenses cost £2,000 per annum; this leaves £1,679 to meet the liability for interest on the bank overdraft, which has been provided to meet the payments. This overdraft averaged £72,418 at the close of each month during the year under review. It was a material factor in causing the combined Treasury accounts to exceed £100,000, beyond which amount interest is charged by the banks at the rate of 6 per cent. The total cost of accommodation to the State by the banks in 1920-1921 was over £184,000.

The present arrangements for the payment of pensioners costs about £4,000 in interest alone, which in itself exceeds the allowance made by the Imperial Government.

Three suggestions have been submitted to the Treasury to conserve the finances of the State, viz.:—

1. The Imperial Government to provide an advance sufficient to obviate the necessity of working on an overdraft.
2. Disassociate the bank overdraft account from the Treasury system, the Imperial authorities bearing the cost of the interest.
3. Raising the rate of the commission.

## METROPOLITAN MEAT INDUSTRY BOARD (Act No. 69, 1915).

The Balance Sheet, and Revenue and Expenditure Statements for the year ended 30th June, 1921, have been submitted by the Metropolitan Meat Industry Board for audit. The accounts have been examined for the half-year ended 31st December, 1920, but the audit of the final statements will not be completed before the publication of the report.

The following figures abstracted from the Statements submitted are quoted subject to verification in the audit.

The year's operations resulted in a profit of £7,684 19s. 9d., which raised the accumulated credit balance of the Undertaking to £140,739 6s. 5d. as at 30th June, 1921. In addition to this, Reserves have been created totalling £110,146 5s.

Interest has been paid on £800,000, the amount decided on by a Departmental Committee appointed to determine the capital debt of premises and property vested in the Board, as interest bearing capital for five years from 1st July, 1917, as under:—

Year.	Rate per cent.	Amount paid. £ s. d.
1916-17 ... ..	—	Nil.
1917-18 ... ..	4.1738	33,390 0 0
1918-19 ... ..	4.35	34,800 0 0
1919-20 ... ..	4.6863	37,490 8 0
1920-21 ... ..	4.7608	38,086 8 0

## STATE WHEAT BOARD.

In Appendix 20 will be found a report from Mr. Rolfe, the Auditor detailed to the audit of the accounts of the Wheat Board under the Principal Auditor, Mr. Baylis. There was, unfortunately, some delay in the entry upon duty of the Audit Staff, as, while it appeared to be only equitable that the cost of such audit should be borne by the funds of the Wheat Board, the Board originally did not take that view. Subsequently the Board came to a similar decision to myself when steps were taken to appoint an Audit Staff, which has most efficiently carried out its duty.

The Principal Auditor's report is given hereunder.

"A review of the audit of the accounts of the State Wheat Board shows that the direction of the Legislature in that regard is amply justified by results.

"The cost of audit to the Board to 30th June may be set out briefly as follows, viz:—

	£	s.	d.
<i>The Board's Staff—</i>			
Consulting Accountant, at £10 10s. per diem and expenses ... ..	1,226	0	11
10 Officers, at from £156 to £450 per annum (appointed at various dates subsequent to 1/11/20) ... ..	1,150	13	2
<i>The Auditor-General's Staff—</i>			
4 Officers at from £260 to £453 per annum (entering on duty at various dates between 25/3/21 and 1/6/21) ... ..	293	14	4
	<u>£2,670</u>	<u>8</u>	<u>5</u>

"A summary of amounts challenged by the Auditor-General's Staff is briefly shown as follows, viz.:—

Recovered.	Doubtful.	In action.	Withdrawn.	Amount questioned.
£774 5s. 11	£1,140 5s. 9d.	£613 11s. 4d.	£199 15s. 6d.	£2,727 18s. 6d.

"At the inception of operations I instituted a record showing all actions taken by your officers in the way of recoveries, adjustments, and suggestions for general improvement. This record has been submitted



submitted to you with Mr. Rolfe's progress report periodically, and discloses evidence of the many activities of your officers. From this record also is deduced the fact that the Board's officers have, with few exceptions, been ready to fall in with the views or requirements of your officers. Such exceptions are exemplified by the rare occasions upon which it has been thought advisable for you to address correspondence to the Manager. In this connection I might state that only one letter is now awaiting definite reply, and only one formal query is unsatisfied.

"The figures of the present Pool are colossal. The harvest yielded upwards of 51,000,000 bushels, estimated to realise £21,500,000, of which nearly 40,000,000 had been disposed of or contracted for on 31st July, yielding slightly over £17,500,000, leaving 11,000,000 bushels on hand to realise the balance of the estimate (£4,000,000). The expenditure to 31st July exceeded £1,350,000, including £480,000 for commissions, £732,000 for rail freights, £22,000 for interest, £57,000 for Darling Island operations, and £61,000 for general expenses.

"It is further estimated that the total charges on a liberal scale will not have reached £2,000,000 by the time this year's Pool is cleaned up.

"The general procedure and management by the Board and its officers have so far been deserving of commendation."

### RURAL INDUSTRIES BOARD.

To the Executive Member of the Rural Industries Board I am indebted for information indicating the extent of the operations of this utility, and upon which the following is based:—

Owing to the ravages of drought, the Board was brought into existence on 1st December, 1919. Its operations originally took the form of supplying agricultural farmers with seed wheat, fodder, fertiliser, household supplies, and—in some instances—cash for living expenses and other miscellaneous necessities. Subsequently, in May, 1920, owing to the drought threatening the grazing industry, it was decided to assist sheep-farmers up to a limit of 2,000 breeding ewes. The total number of farmers assisted was in the neighbourhood of 11,000; but, owing to repetitions from these, the total number of applications handled exceeded 50,000. In furtherance of the Board's aims, it was found necessary to form eighty-seven District Boards, whose duties were of an advisory nature in the matter of first-hand local conditions, and also to establish sixty-two country depôts to facilitate the distribution of fodder. The appointment of agents to handle stocks going forward did not always prove satisfactory, owing to the rush of applications precluding the establishment of proper safeguards against unbusiness-like methods, carelessness, or worse. To obtain supplies of fodder, the Board was forced to go to the other States, and purchase on a constantly-rising market caused by the gradual depletion of stocks offering. All stocks of fodder have now been disposed of; but, when the drought broke, prices—abnormally high—at once receded, making a loss on the stocks thus held inevitable. Further losses were sustained in course of transit. Later, the Board undertook the distribution of cornsacks to farmers, purchasing 12,457 bales, of which 9,061 were disposed of at a profit of 10d. per dozen bags. The balance of 3,276 bales is held pending the coming harvest's demand. The 1920 distribution of seed-wheat was carried out by the Farmers' and Graziers' Co-operative Grain, Insurance, and Agency Company, Limited, under an agreement with this Board on a commission basis. The total quantity purchased was 1,147,188 bushels. This quantity was disposed of as follows:—

Delivered to farmers	...	...	...	...	...	...	781,388 bushels.
Sold to millers and others	...	...	...	...	...	...	356,742 „

leaving a balance of about 9,000 bushels to be yet accounted for by the Company, with whom the matter has not yet been finalised.

The monetary operations of the Board might be gauged by perusal of the following statement, viz.:—

#### Expenditure.

<i>Relief to Farmers (Loans)—</i>							£	s.	d.
To 30th June, 1920	...	...	...	...	...	...	1,409,288	3	3
1st July, 1920, to 30th June, 1921	...	...	...	...	...	...	792,733	11	2

<i>Administration (Revenue)—</i>							£	s.	d.
To 30th June, 1920	...	...	...	...	...	...	7,681	11	4
„ 1st July, 1920, to 30th June, 1921	...	...	...	...	...	...	18,358	9	2

<i>Collections.</i>							£	s.	d.
To 30th June, 1920	...	...	...	...	...	...	76,283	3	7
1st July, 1920, to 30th June, 1921	...	...	...	...	...	...	582,857	7	9

The examination of the accounts of the Board was not satisfactory. A further investigation recently completed is so serious that it has been necessary to ask for the attention of the Minister to the position disclosed.



## INDUSTRIAL UNDERTAKINGS.

The statutory time permitted for the presentation by the managers of the Industrial Undertakings of the Balance Sheets of the businesses conducted by them to the Capital Costs Committee, having been extended to the 30th September of each year, it is not practicable to give the statutory statements herein, but they will form the subject of a separate report.

## SUPERANNUATION FUNDS.

Information as to the several Superannuation Funds is afforded in Appendices 16 and 21. They have become a serious factor in the financial arrangements of the State.

## HOUSING BOARD.

The Accounts of the Observatory Hill Resumed Area, Daceyville Garden Suburb, and other activities under the administration of the Housing Board have not yet been finalised for the year 1919-20. Until correct figures are available for that year, it is impossible to show the results of operations for the period ended 30th June, 1921.

What purported to be a Balance-sheet for 1919-20 was submitted for audit on 31st January, 1921. It was, however, found to be incorrect. A submission was made to the Public Service Board, asking that two officers with a good knowledge of commercial accounting be appointed to adjust the errors and compile a correct Balance-sheet. The necessity and urgency of the demands of the case apparently are not fully recognised.

In the circumstances, I am again compelled to defer my report on these utilities.

## COUNTRY TOWNS WATER SUPPLY AND SEWERAGE WORKS.

(Act No. 34, 1905, and prior Acts.)

The outstanding and overdue accounts of sundry Municipal Councils at 30th June, 1921, amounted to £45,661 18s. 5d., consisting of instalments in repayment of capital amounting to £6,871 4s. 10d., and interest amounting to £38,790 13s. 7d. These figures show an increase on the previous year of £3,139 10s. 2d.

The attention of the Treasurer has been drawn by the reports of my Inspectors to the arrears, which have been forwarded to him at the close of every inspection. The financial position of some of the Councils has been found to be very unsatisfactory.

## WATER AND DRAINAGE TRUST ACCOUNTS.

(Act No. 44, 1912, and other Acts.)

The accounts of these Trusts have been subjected to the usual audit during the year, and the reports forwarded to the respective Departments for action, attention being specially drawn to any in arrears of repayment of capital and interest. The total arrears in these accounts at 30th June, 1921, amounted to £11,900 18s. 3d., showing a decrease on the amount outstanding at the end of the previous year, which stood at £13,737 4s. 2d.

## ARREARS ON LAND TENURES.

A review of the arrears of payments on the various Land Tenures, including Western Lands, due at 30th June, 1919, having been made, shows the amount outstanding to have been reduced by payments, forfeitures, &c., from £299,421 19s. 11d. to £171,273 12s. 5d.

## GAS COMPANIES' ACCOUNTS.

Under section 23 of the Gas Act No. 71 of 1912, as amended by Act No. 3 of 1918, and Act No. 14 of 1920, it is provided that the Auditor-General, at the request of the Minister, shall examine and audit the accounts of a Gas Company.

Several examinations of Gas Companies' Accounts have, at the instance of the Minister for Labour and Industry, been carried out during the year.

The accounts of two country Gas Companies, Limited, were found to have been kept in a satisfactory manner, but the examination of the accounts of a third Company disclosed a most unsatisfactory state of affairs. As a result of the report upon the examination, I understand steps have been taken to remedy the various irregularities.

The matter of the Australian Gaslight Company, referred to in my last Annual Report, was dealt with by his Honor Mr. Justice Wade, who later reported to his Excellency the Governor, on the application for increased charges for gas, when the application was granted.



## COLLECTIONS OF STATE DUES BY THE CUSTOMS DEPARTMENT.

In my last report attention was drawn to the lax manner in which State dues were collected, and I regret being unable to report material improvement during the past year.

There is no doubt that the dual control by the Customs (Commonwealth) and the Navigation (State) Departments is responsible for this negligence; and, as these Departments do not appear to work in unison, it would seem that little improvement may be expected until a general indemnity, similar to that given on behalf of the Shipping Master, is given on behalf of the Navigation Department to the Customs Department against any action that might be taken for withholding a clearance to any vessel about to leave port owing State dues.

## TOTALIZATOR ACCOUNTS.

In accordance with the regulations under the Totalizator Act the accounts and books of the Racing Clubs have been examined, and the commission due to the Crown was found, with few exceptions, to be correct.

In my last report attention was drawn to some disabilities under the Act, and suggestions were offered for the betterment of the conditions, both for the Racing Clubs and the State, which would do away with much of the then unavoidable friction and save a great deal of labour. These suggestions were embodied in the Amending Act, and the Clubs now retain the fractions and unclaimed dividends, the Sinking Fund has been abolished, and a Dividend Adjustment Fund established.

The amount formerly received from fractions and unclaimed dividends is covered by a reduction in the percentage allowed the Clubs.

As the 1 per centum allowed the Clubs would practically never cover the cost of installation the Sinking Fund was abolished and the Clubs allowed a quota in their percentage towards the cost of installation and maintenance of the machines.

The Dividends Adjustment Fund allows errors made in the registration of investments and declaration of dividends being charged, for or against, and at the expiration of each six months the surplus, if any, is to be paid to the Treasury. This Fund was established principally for the Associated Racing Clubs, which run off so many events in one day, that great speed is essential, and errors are inevitable.

One Club in particular was mentioned in my last report as sacrificing efficiency for economy, and I regret having to state that this parsimony still exists.

During the year the investments on the Totalizator Machines amounted to £3,303,820, and the receipts by the Treasury were £274,213, showing increases of £392,080 and £51,237 respectively.

Head of Receipt.	Receipts.			Total, 1920-1921.	Increase.
	1919-1920.	1st July to 3rd Dec., 1920.	4th Dec., '20, to 30th June, 1921.		
Investments .....	£ 2,911,740	£ 1,508,498	£ 1,795,322	£ 3,303,820	392,080
State Commission .....	222,976	104,334	*160,744	*265,078	51,237
Fractions and Unclaimed Dividends .....		8,348	.....	8,348	
Adjustment Account, 1919-1920.....		787	.....	787	
	222,976	113,469	*160,744	*274,213	51,237

\* Includes £1,038 paid from Treasurer's Advance Account, 22nd December, 1920.

The greater portion of the investments was made on machines operating at the various courses within the metropolitan area, where automatic machines are used. The manual machines do not appear to command the same public confidence as the automatic.

During the year the Totalizator Act was amended to provide for 12½ per centum instead of 11 per centum being deducted as commission, 9 per centum of which is paid by Racing Clubs in the metropolitan areas and 5½ per centum by Racing Clubs outside those areas, to the Treasury. The first meeting under these conditions was held on 4th December, 1920.

Although



Although the investments and Treasury receipts show an increase during the year, the figures, if analysed and based on a half-yearly average (five months of the first half of the year being under the provisions of the 1916 Act), would show a decrease in the last half-year, i.e., since the amendment of the Act, of £316,576 in investments and an increase of £5,541 in the Treasury receipts. But, if the amount of receipts for the first half of the year is reduced by £9,135, representing "Fractions and Unclaimed Dividends," and "Adjustment Account, 1919-20," (the former being now retained by the Clubs, and the amount at credit of the "Dividends Adjustment Fund" for the year 1920-21 not yet having been ascertained), and the amount of receipts for the second half of the year is reduced by £1,088, the amount wrongly deducted (under instructions from the Federal Taxation Commissioner) by the Rosebery Park and Newcastle Racing Clubs, the increase in the State Receipts for the second half of the year, i.e., since the amendment of the Totalizator Act, will amount to £13,588.

#### AVERAGE.

Head of Receipt.	Receipts.		Increase.	Decrease.
	1 July to 31 Dec., 1920.	1 Jan., to 30 June, 1921.		
Investments .....	£ 1,810,198	£ 1,493,622	£ .....	£ 316,576
State Commission .....	125,201	139,877	14,676	.....
Fractions and Unclaimed Dividends .....	8,348	.....	.....	8,348
Adjustment Account, 1919-20 .....	787	.....	.....	787
	134,336	139,877	14,676	9,135

The net increase for half-year, ending 30th June, 1921, was £5,541.

The Crown Solicitor, having advised that a Regulation covering the disposal of certain moneys (other than those specifically directed by the Act), which remain in the hands of Racing Clubs, would be *ultra vires*, I have communicated with the Minister, suggesting the amendment of the Act, so as to provide for such moneys being paid to the Colonial Treasurer.

It is pleasing to note that some of the Proprietary Clubs are following the example set by the Australian Jockey Club in paying the amount of their unclaimed dividends to the hospitals.

#### RETURNED SOLDIERS' SETTLEMENTS.

The matter of the various activities in connection with the Returned Soldiers' Settlement Branch is at present under audit. I propose, under the provisions of the Audit Act, to submit a special report upon the completion of the audit. A number of settlements have been reported upon, and the results are at present under action.

#### STATE CHILDREN RELIEF ACT, 1901.

I have to report, under the provisions of section 60, that it has been deemed necessary to make allowances not authorised in the present state of the law. I have been notified that steps are being taken with a view to the amendment of the Act.

#### STORES.

I have to draw attention to the necessity for adequate treatment of the problem of Stores for the Public Service, which are now provided through various channels, without that co-ordination which should characterise one administration. As far back as October, 1915, I addressed the Public Service Board of that time, as being the body concerned with a large portion of what may be called the Governmental control, and which created the so-called Stores Supply Department, and appointed a Stores Supply Committee to manage such Department. I then suggested alterations in the methods of obtaining supplies. Subsequently I submitted the matter to the Royal Commissioner appointed to investigate the Public Service, and provided him with certain information and a number of illustrations of the evils of the present system. Nothing, however, has been done by the Board to whom it was submitted, or its successors, or by the Royal Commissioner. As enormous savings could be effected and the present system is most unsatisfactory, it is hoped that before long some definite action may be taken to remedy the evil.



## THE STAFF OF THE AUDITOR-GENERAL'S DEPARTMENT.

I desire to acknowledge the efficient services of my staff in meeting the constantly increasing work of inspection and examination of the accounts in connection with the State's great revenue and expenditure. The importance of such work needs no words from me for its recognition by Parliament, but it is but right that I should invite attention to worthy effort by the officers assistant of that body.

In connection with the work of the Inspectors of Public Accounts, as distinguished from the other officers, it may be stated that the operations for the period July, 1920, to June, 1921, included the following completed inspections :—

153	Metropolitan Offices.
1,337	Country Offices.
107	Railway Station Accounts.

---

1,597

---

There were twenty-one cases of default by Public Officers during the financial year.

The total recoveries by the Department amounted to £14,671 10s. 3d., as displayed in Appendix 10.

The nominal number of the Inspecting Staff remaining the same, there is considerable difficulty in meeting the requirements of the inspectorial work. The Metropolitan inspections have been kept fairly up-to-date, but the country inspections are in arrear.

Every effort is being made to cope with the ever increasing calls for audits and investigations, and growing inspectorial responsibilities.

In addition to the Departmental audits, and those of various corporate bodies and others falling under the Audit Act of the State, the following special audits may be mentioned as having been made during the year :—Australia Day Fund, Amelioration Committee, Benevolent Society of N.S.W., Centennial Park Carnival, Deaf, Dumb, and Blind Institution, the National Relief Fund, the Returned Soldiers and Sailors' Imperial League, Royal Life Saving Society, and the Royal Society for Welfare of Mothers and Babies. The accounts were found to be in a satisfactory state in most instances, and where minor irregularities existed they have been adjusted. There have been special inquiries in regard to the Royal Skating Rink and the Royal Alexandra Hospital. The usual inspections under the Trustee Audit Act No. 21, 1912, have been made.

During the latter part of the year a request was received from the Colonial Treasurer that an officer be placed at the disposal of the Treasury to report upon an application made by the Newcastle Ferries Company, Limited, for permission to increase the fares on its ferry services running on the waters of the Port of Newcastle. In response, an investigation was held by the two senior officers of the Inspectorial Branch, into the accounts, operations, working costs, and other matters, relating to such application, and a report furnished by them, in which all matters were comprehensively handled and all information, likely to be desired, anticipated.

## INDEMNITY REQUIRED FOR PAYMENTS MADE WITHOUT APPROPRIATION OR WARRANT.

Attached to this Report is a statement of payments from the Consolidated Revenue Fund made by the Treasurer during the year without Parliamentary Appropriation, and without warrant, amounting in all to £963,983 9s. 7d., and shown in the Treasurer's Statement—pages 35-37—as "Payments Unauthorised in Suspense."

Also items amounting to £41,995 8s. 1d. for services on Public Works Account Expenditure Suspense Account—page 164—Treasurer's Statement.

And items amounting to £658,056 16s. 7d. for services on Loans Expenditure Suspense Account—pages 165-6—Treasurer's Statement.

And item amounting to £7,090 13s. 6d. for services on General Loan Account—page 139—Treasurer's Statement.

As the control of Public Funds has been taken from Parliament by these expenditures, an Indemnity Bill will be required before the Treasurer can be discharged from liability for expenditure without appropriation or warrant.



## APPENDICES.

In view of the statutory obligations of the Audit Act of 1902, particularly under sections 60 and 61, a number of appendices follow. It may be added that no legal opinion appears, as it was not necessary for the Auditor-General to seek one from the Attorney-General.

**Public Accounts Committee.**—In compliance with section 16 of the Audit Act, the report of the Committee being one covering the financial year 1919-20, is attached (Appendix 1).

**Treasurer's Advance Account, 1920-21.**—A statement of amounts to be recovered forms Appendix 2.

**Public Works Account.**—A statement of the net expenditure from the inception of the Account in 1906 up to the 30th June, 1921, is given in Appendix 3. An Abridged Account Current is given in Appendix 4.

**Railways Loan Account.**—An Abridged Account Current from 1906 to the 30th June, 1921 appears as Appendix 5.

**Appropriation for Loan Services, &c., to 30th June, 1921.**—Appendix 6 sets out the Appropriations for Loan Services and Transactions thereon, with the requisite Reconciliation with Appropriation.

**General Loan and Railways Loan Accounts.**—The net expenditure from the commencement of the Loan Accounts up to the 30th June, 1921, is given in Appendix 7.

**Audited Statements of the Treasurer and Report to Parliament of the Chief Commissioner for Railways.**—A reconciliation of the totals of Capital, Working Expenses and Earnings, 1920-21, of the Railways and Tramways, as quoted in the Report of the Chief Commissioner, ordered by the Legislative Assembly to be printed 17th August, 1921, with the audited Statements of the Treasurer, forms Appendix 8.

**Defaulters.**—The defaulters of the year are listed in Appendix 9.

**Surcharges.**—The surcharges raised under Section 47 of the Audit Act, are given in Appendix 10.

**Relief.**—Granted by the Governor-in-Council, under Sections 49 and 51 of the Audit Act, is shown in Appendix 11.

**Transfer of Appropriations 1920-21.**—A list of the transfers of Appropriations, under the provisions of section 34 of the Audit Act, constitutes Appendix 12.

**Advances made to 30th June, 1921, and Overdue.**—The special attention of Departments is requisite, to the overdue advances enumerated in Appendix 13.

**Stores and Plant.**—The returns under these heads are epitomised in Appendices 14 and 15.

**Superannuation Accounts.**—The usual statements form Appendix 16.

**Repayments on Account of Miscellaneous Services.**—The amounts outstanding as at 30th June, 1921, are shown in Appendix 17.

**Payments withheld from Discharge.**—The payments made during 1920-21 and withheld from Certificates of Discharge to the Colonial Treasurer are particularised in Schedule 18.

**Closer Settlement Account.**—A synopsis compiled by the Lands Department showing operations in the aggregate in regard to Estates acquired under the Closer Settlement Acts is given in Appendix 19.

**State Wheat Board.**—A report by the Auditor conducting operations is given in Appendix 20.

**State Superannuation Board.**—Extract from report with Balance-Sheet and Revenue Account as at 30th June, 1920, form Appendix 21.

I desire to express my appreciation of the Government Printer and his staff for their expedition, and valuable aid in the preparation and publication of this Report.

F. A. COGHLAN,  
Auditor-General.

Department of Audit,  
22nd September, 1921.



## APPENDIX 1.

## Public Accounts Committee.

Dear Sir,

The Treasury, New South Wales, Sydney, 14 September, 1921.

I enclose herewith a printed copy of the First Report of the Public Accounts Committee (of the Twenty-fifth Parliament), together with Minutes of Evidence, for inclusion in your Annual Report upon the Public Accounts.

Yours, &amp;c.,

C. R. CHAPMAN,

Secretary to Public Accounts Committee.

The Auditor-General.

FIRST REPORT OF THE PUBLIC ACCOUNTS COMMITTEE (OF THE TWENTY-FIFTH PARLIAMENT); TOGETHER WITH MINUTES OF EVIDENCE.

THE Public Accounts Committee, appointed by the Legislative Assembly under the provisions of section 16 of the Audit Act, 1902, with power, *inter alia*, to—

Inquire into and report to the Legislative Assembly upon all expenditure by a Minister of the Crown made without Parliamentary sanction or appropriation,

sat on the 22nd December, 1920, for the purpose of inquiring into the following items of unauthorised expenditure, viz. :—

Service.	Payments made during Year ended 30th June, 1920, without Parliamentary Appropriation.		
<i>From Consolidated Revenue Fund.</i>			
Premier—			
Miscellaneous Services—	£	s.	d.
Motor-cars—Expenses of upkeep, salaries, allowances, &c., of drivers, other than those who are members of the Police Department ... ..	7,220	3	4
To meet unusual expenditure arising out of the War in entertaining soldiers, assisting the Returned Soldiers' Association, &c. ... ..	15,345	17	2
Royal Commission into Sale of Wheat (Second Inquiry) ... ..	1,870	0	4
Relief granted to persons in Peace Week ... ..	8,406	17	8
Expenses, Royal Visit—			
Entertainment expenses ... ..	2,090	14	6
Decorations, illuminations, &c. ... ..	6,049	5	7
Government House repairs and renovations ... ..	1,581	6	3
	9,721	6	4
Colonial Secretary—			
Aborigines Protection Board—Contingencies ... ..	3,959	15	11
Police—Salaries ... ..	129,495	13	5
„ Contingencies ... ..	61,122	15	2
Miscellaneous Services—			
Board of Fire Commissioners—Subsidy ... ..	8,417	10	0
Maintenance and transmission of destitute persons, &c. ... ..	31,397	18	3
Distribution of blankets for the poor ... ..	4,625	0	0
Relief of distress—Broken Hill ... ..	5,219	9	10
„ „ Cobar and Canbelego ... ..	2,729	3	4
Relief of unemployed—Sustenance ... ..	2,805	0	0
Minister of Public Health—			
Public Health—Contingencies ... ..	30,258	0	10
Lunacy Salaries ... ..	47,240	0	8
„ Contingencies ... ..	24,142	1	7
Hospitals and other Charitable Services—Aid, on condition that an equal amount be raised by private annual contributions, and also that the Government, through Police Magistrates, &c., has the right of recommending the admission of patients ... ..	24,998	16	4
Special Grants to Hospitals, &c. ... ..	2,965	3	6
Treasury—			
Government Printer—Contingencies ... ..	51,520	12	1
Navigation—Salaries—Basic Wage ... ..	3,878	13	8
„ Contingencies ... ..	4,376	3	4
Sydney Harbour Trust—Salaries—Basic Wage ... ..	4,441	16	1
„ Contingencies ... ..	13,873	7	7
Stores Supply—Contingencies ... ..	42,400	13	9
Miscellaneous Services—			
Exchange on Remittances ... ..	2,942	13	6
Sewerage and Water Rates, &c. ... ..	14,176	3	3
Interest on moneys in temporary possession of the Government ... ..	20,339	15	7
Interest on Advances by Banks ... ..	60,411	7	9
Adjustment of Salaries, &c. ... ..	359,658	12	10
Gratuities to officers on retirement ... ..	14,743	2	8
City and Suburban Electric Railways—Repairs to properties resumed ... ..	3,601	15	4



## APPENDIX 1—continued.

Service.											Payments made during Year ended 30th June, 1920. without Parliamentary Appropriation.
From Consolidated Revenue Fund—continued.											£ s. d.
Treasury—continued.											
Miscellaneous Services—continued.											
To meet cost of fares of sailors and members of the A.I.F. and their relatives on their return from active service ... ..											283,213 12 9
Probate Duties on moneys bequeathed to dependents of soldiers by the late Sir Samuel McCaughey ... ..											64,357 4 0
Railways ... ..											1,721,039 1 8
Tramways ... ..											343,792 8 10
Attorney-General and Justice—											
Department of Attorney-General and of Justice—Contingencies ... ..											4,541 7 4
Petty Sessions—Contingencies ... ..											5,483 15 4
Secretary for Lands—											
Lands Department Contingencies ... ..											23,553 8 3
Miscellaneous Services—											
To meet payments to representatives of deceased officers of the monetary value of extended leave, &c., not taken at time of death ... ..											1,175 7 8
Compensation for Improvements effected on Improvement Leases, &c. ... ..											7,239 2 4
Carriage of water to necessitous farmers in the Trundle and Bogan Gate District ... ..											1,046 13 4
Purchase and improvement of site for Racecourse, Murrumburrah ... ..											3,500 0 0
Rural Industries Board—Salaries, Board Fees, Travelling Expenses, &c. ... ..											15,028 6 9
Public Works Department—											
Public Works and Services—											
Roads ... ..											2,639 13 0
Maintenance—											
Bridges ... ..											4,347 19 6
Punts, Ferries, and Launches ... ..											8,893 12 6
Public Watering Places, &c. ... ..											1,065 8 7
Harbours and Rivers ... ..											9,893 11 0
Dredge Service ... ..											16,042 0 8
" Basic Wage ... ..											1,215 14 8
Public Buildings ... ..											5,033 18 9
Equipment, Travelling, &c. ... ..											8,582 17 8
Rents, Cleaning, Insurance, &c. ... ..											1,853 19 5
Miscellaneous Services—											
Contribution towards Working Expenses and the equivalent of interest on Capital cost of Sewerage Scheme for State Abattoirs in lieu of payment of sewerage rates ... ..											3,605 10 5
Metropolitan Board of Water Supply and Sewerage—											
Salaries, Basic Wage ... ..											5,415 16 6
Contingencies, Basic Wage ... ..											82,348 16 9
Hunter District Water Supply and Sewerage Board—											
Salaries, Basic Wage ... ..											1,425 19 2
Public Instruction—											
Contingencies ... ..											45,673 11 3
Miscellaneous Services—											
Postal and Telegraphic Services for the Departments and Services, under the control of the Minister of Public Instruction, &c. ... ..											2,487 12 0
Allowances to Widows and Dependents of Officers of monetary value of leave of absence due at time of death ... ..											3,501 13 0
Labour and Industry—											
Board of Trade—Contingencies ... ..											1,577 16 10
Miscellaneous Services—											
New South Wales Board of Trade, Technical Commission of Inquiry, Broken Hill ... ..											10,984 5 1
Relief of Unemployed—Sustenance ... ..											12,231 17 4
Secretary for Mines—											
Miscellaneous Services—											
Cost of Royal Commission to inquire into Coal-mining Industry ... ..											5,282 8 10
Department of Agriculture—											
Agriculture Salaries, Basic Wage ... ..											6,139 6 7
Stock and Brands Salaries, Basic Wage ... ..											2,697 16 6
" Contingencies ... ..											3,049 16 3
Water Conservation and Irrigation Commission—											
Establishment—Contingencies ... ..											782 19 6
Miscellaneous Services—											
To pay difference between Military and State pay of Officers and Employees of the Murrumbidgee Irrigation Areas on active service ... ..											4,409 0 2
Other Services—											
Expenses in connection with Pneumonic Influenza Epidemic ... ..											329,766 17 4
Relief to Unemployed—Relief Works—											
Bankstown ... ..											£ s. d. 1,100 0 0
Matraville ... ..											9,856 0 4
Liverpool ... ..											9,873 19 6
Reconditioning Parramatta-road ... ..											1,763 17 9



## APPENDIX 1—continued.

Service.	Payments made during Year ended 30th June, 1920, without Parliamentary Appropriation.		
From Consolidated Revenue Fund—continued.			
Relief to Unemployed—Relief Works—continued,	£	s.	d.
Improvement of Water Supply, Cobar	476	5	7
Government Tank, Canbelego	255	2	0
Sydney Harbour Trust	6,837	9	8
Returned Soldiers, Broken Hill	2,973	5	1
			33,135 19 11
Carriage of Fodder for Starving Stock			226,714 16 2
Gratuities to Retired Railway and Tramway Employees			66,934 0 0
Chaff Distribution to Necessitous Farmers			6,955 2 4
Total, Consolidated Revenue Fund...			4,407,600 17 0
From Public Works Fund—			
Colonial Secretary—			
Purchase Equipment, &c., of "Montrose," Burwood, for a Maternity Hospital			5,351 8 8
Purchase of "Fernleigh," Ashfield, for use as a Maternity Rest Home			5,316 2 7
Treasurer and Secretary for Finance and Trade—			
Navigation—			
Alterations, &c., to launch "Premier"			48 12 1
Explosives Department—			
Equipment for Testing Explosives			12 0 5
Railways and Tramways			3,283 4 4
Minister for Public Works—			
Metropolitan Board of Water Supply and Sewerage—Renewals of Water Mains, Sewers, &c.			8,704 9 1
Public Instruction—			
Purchase of "Bidura," Glebe Point, as a Depôt, State Children Relief Department			4,125 0 0
Department of Agriculture—			
Hawkesbury Agricultural College—			
Installation of new boiler			2,232 9 0
Minister for Local Government—			
Reconstruction of Bunnerong-road			2,543 14 7
Road from Botany to Rockdale, along Lady Robinson's Beach			2,572 10 7
Total, Public Works Fund	£		34,189 11 4
From General Loan Account.			
Sydney Harbour Trust—			
Towards Construction of Works generally, and the Improvement of the Port			137,902 4 6
Railways and Tramways—			
Railways—			
Rolling-stock to meet additional traffic requirements, &c.			115,270 19 11
Duplication of Lines			102,804 8 3
Glebe Island Railway, &c.			292,136 3 4
Railway Connection to Terminal Wheat Elevator, Glebe Island			9,629 8 9
Tramways—			
Additions to Lines, Workshops, &c.			48,316 1 9
Railway Construction—			
North Coast Railway			55,687 12 10
Wagga Wagga to Tumbarumba			29,366 10 7
Condobolin to Broken Hill, including Mutakana to Mount Hope, &c.			4,611 15 3
Henty to Billabong			45,818 16 0
Craboon to Coolah			37,668 7 2
Cooma to Bombala			59,503 17 8
Molong to Dubbo			257 2 7
Gilmore to Batlow			3,848 14 10
Regent's Park to Cabramatta			22,479 7 5
Regent's Park to Enfield Marshalling Yards			966 7 9
Secretary for Lands—			
Acquisition or Resumption of Lands suitable for small holdings for Returned Soldiers			112,899 3 9
Subdivision and Improvement of Crown or acquired lands to be leased or otherwise disposed of to Returned Soldiers, &c.			145,460 1 8
Purchase of Sheep for stocking Crown lands, &c., for Returned Soldiers' Settlements			27,448 0 0
Purchase of Rabbit-proof Wire Netting under Pastures Protection Act No. 35, 1912			7,340 2 6
Animal Industry—			
Erection of Depots and other Buildings and Improvements			467 5 11
Minister for Public Works—			
Harbours and Rivers—			
Port Kembla Harbour Improvements, &c.			10,140 4 8
Coff's Harbour Improvements, &c.			6,586 10 3
Manning River Improvements			276 10 11
Wagonga River Improvements			1,344 5 5
Water Supplies—			
Country Towns Water Supplies			2,919 5 10
Sydney Water Supply, Avon River Scheme			33,573 19 3
Hunter District Water Supply—Amplification			1,533 16 3



APPENDIX 1—*continued.*

Service.	Payments made during Year ended 30th June, 1920, without Parliamentary Appropriation.
<i>From General Loan Account—continued.</i>	
<b>Minister for Public Works—<i>continued.</i></b>	£ s. d.
Sewerage Construction—	
Metropolitan Sewerage and Stormwater Channels ... ..	25,340 3 8
Country Towns Sewerage and Stormwater Channels ... ..	3,698 9 8
Newcastle Sewerage ... ..	21,526 2 11
Orissa-street Stormwater Channel, Campsie ... ..	3,213 10 3
Waverley Stormwater Channel ... ..	89 0 0
Public Buildings—	
Central Railway Station—Completion of Railway Offices ... ..	5,647 8 2
Industrial Undertakings—	
State Timber Yards ... ..	445 2 10
<b>Metropolitan Board of Water Supply and Sewerage—</b>	
Water Supply—	
General Reticulation, Improvements, &c., including Sydney Water Supply Amplification ...	327,427 19 5
Sewerage—	
Construction and Ventilation of Sewers generally ... ..	62,713 5 6
<b>Hunter District Water Supply and Sewerage Board—</b>	
Water Supply—	
Extension of Water Supply to Stockton ... ..	859 6 8
<b>Department of Agriculture—</b>	
Grain Terminal Elevators: Construction of, and for purposes incidental thereto ... ..	218,121 13 9
Hawkesbury Agricultural College Chemical Laboratory ... ..	17 18 9
<b>Water Conservation and Irrigation Commission—</b>	
Construction of Burrinjuck Dam, Murrumbidgee Canals, and Works generally; Purchase of	
Stock, Assisting Settlers, &c. ... ..	50,000 0 0
Shallow Boring—To provide water supplies for Settlers... ..	3,164 14 10
To provide for the settlement of Returned Soldiers on Irrigation Areas, and to assist them in the development thereof ... ..	240,874 14 4
<b>Minister for Housing—</b>	
<b>State Housing Department—</b>	
For construction of buildings, &c. ... ..	46,683 11 10
<b>Total, General Loan Account ... ..</b>	<b>£ 2,326,080 7 7</b>
<b>Grand Total ... ..</b>	<b>£ 6,767,870 15 11</b>

Whilst accepting the explanation of the first item—£7,220 3s. 4d. in respect of Motor-cars—the Committee recorded the opinion that the State Motor-cars should be used only for purely official purposes, and that every effort possible should be made to economise in expenditure in regard to their use.

In regard to the item for Distribution of Blankets to the Poor, £4,625, the Committee expressed by resolution the opinion that in the issue of relief of this character the element of political patronage should be eliminated as much as possible, and the distribution made as far as practicable through recognised charity channels, such as benevolent and other local non-sectarian societies and municipal and shire councils.

In connection with the purchases of “Montrose,” Burwood, for a Maternity Hospital (£5,351 8s. 8d.), and of “Fernleigh,” Ashfield, as a Maternity Rest House (£5,316 2s. 7d.), which apparently were private contracts, the Committee decided to recommend that, “in order to safeguard the interests of the Government in such purchases to the fullest extent possible, independent valuations should be obtained before completing the contracts.”

This resolution was regarded by the Committee as also being applicable to the purchase of “Bidura,” Glebe Point (£4,125), as a depôt for the State Children Relief Department; and, in regard to this item, the Chairman further expressed the view, to which other members of the Committee took no exception, that a purchase of this kind should not be made in anticipation of a Vote, excepting in a case of extreme urgency, which was not evident in this instance.

In dealing with the Railway and Tramway items, the Committee commented upon the large amount of excess expenditure of the combined services—£2,064,831 10s. 6d. from Consolidated Revenue Fund alone—and adopted the following resolution:—

“The Committee desires to draw attention to the enormous sum—£6,767,870 15s. 11d.—expended by the various Departments during the financial year 1919-20 without Parliamentary sanction, such sum representing about one-sixth of the total expenditure for the year from all sources.

“Whilst recognising that the increase in the basic wage during the financial year under review created abnormal conditions not foreseen when the Estimates were prepared, on general principles such large expenditure in excess of the Estimates, as shown by the Railway Department, should not be allowed. The various Departments should keep within their estimated expenditure unless absolutely unforeseen and urgent circumstances arise, and should not merely continue spending when their Votes run out, relying upon the Committee to afterwards sanction such excess expenditure.”



APPENDIX 1—*continued.*

In considering the explanation in respect of the excess expenditure of £16,042 0s. 8d. on the Dredge Service, exception was taken to the excuse advanced in this and other instances—that the original Estimates were cut down—and the Committee resolved:—

“That the cutting down of the original Estimate submitted by a Department should not be regarded as a reasonable excuse to exceed the amount appropriated by Parliament for expenditure during the year.”

The Committee, however, recognised the possibility of Departmental Estimates being injudiciously reduced, and, in regard to the excess expenditure of £33,573 19s. 3d. on Sydney Water Supply, Avon River Scheme, which the Department partly attributed to the fact that the estimates for this important and urgent work were cut too low to enable it to be carried on continuously, recorded the following resolution:—

“That it is unreasonable in a necessary work of this character to cut down the Estimates when it is known that the money must be spent.”

Further, the Department of Public Instruction having pointed out that, although the amounts noted by it for Contingency payments were based on actual rates of commitments, the item was reduced by the Treasury to the extent of £55,350, the Committee considered that whilst the Treasurer should insist upon Departments exercising every possible economy, it is useless and misleading to largely reduce an item when a Department is committed to the expenditure, and embodied this view in the following resolution:—

“The Committee considers that if, when the Estimates were prepared, a sum of £55,350, which it was recognised was sure to be spent during the year, was cut off the Estimates as submitted by the Department concerned, it should be the policy of the Government, instead of permitting such a reduction to be made, to admit the expenditure and provide for it in the ordinary way on the Estimates to be submitted to Parliament.”

In connection with the items,—(a) New South Wales Board of Trade, Technical Commission of Inquiry, Broken Hill, £10,984 5s. 1d., and (b) Cost of Royal Commission to inquire into the Coal-mining Industry, £5,282 8s. 10d., the following resolution was recorded:—

“The Committee expresses the opinion that expenditure in connection with Commissions of this character should be keenly watched and supervised by the Minister of the Department under control of which the Commission has been issued, so that reasonable economy may be assured.”

In view of the exceedingly large amounts of unauthorised expenditure submitted to it for inquiry, the Committee decided to deal with the matter generally by recording the following resolution:—

“The Committee has given careful consideration to the amounts of unauthorised expenditure brought under notice, and is of opinion that the legitimate functions of the Public Accounts Committee is to review excess expenditure of an urgent, unexpected, and unavoidable character, arising out of conditions that could not reasonably be foreseen. The Committee takes strong exception to the very large amounts submitted for its consideration as unauthorised payments in various directions, and considers that in many instances these amounts should have been provided for in the Estimates, and a more correct statement of the requirements of the Government placed before Parliament and the people of the State.”

At a further meeting of the Committee, convened at the request of Mr. T. R. Bavin, M.L.A. the following resolution was adopted:—

“The Committee desires to draw the attention of the Legislative Assembly to the fact that a large portion of the unauthorised expenditure during the financial year under review was due to the Estimates being prepared and passed before the date of the declaration of the basic wage.

“A reversal of this mode of procedure would enable the Estimates to be prepared on a more accurate basis, and consequently sounder information would be placed before the Assembly for its consideration.”

CARLYSLE JOHNSTON,  
Chairman.

2nd July, 1921.



## APPENDIX 1—continued.

## PROCEEDINGS OF THE COMMITTEE.

WEDNESDAY, 22 DECEMBER, 1920.

Present:—

MR. CARLYSLE JOHNSTON (CHAIRMAN).

MR. A. A. C. COCKS,

MR. J. J. CLEARY.

1. *Secretary.*] As this is the initial meeting of the Committee elected for the term of the current Parliament, it is necessary, as the first step, to elect a Chairman.

2. Mr. Johnston was elected Chairman, on the nomination of Mr. Cocks, seconded by Mr. Cleary.

3. *Secretary.*] Typed copies of the explanations submitted by the various Departments have been sent to members of the Committee. Might I suggest that the Committee deal with them in their order and afterwards call the officers of the Departments concerned, or the Comptroller of Accounts, in the event of amplification of any of the explanations being required.

The Departmental explanations of the various items were as follow:—

## PREMIER'S DEPARTMENT.

## From Consolidated Revenue Fund—

Motor Cars: Expenses of upkeep, salaries, allowances, etc., of drivers, other than those who are members of the police force, £7,220 3s. 4d.

An amount of £10,000 was placed on the draft Estimates of the Premier's Department to meet expenditure in connection with the Ministerial motor car services during the financial year 1919–20. This was reduced in the course of revision by Cabinet to £3,500—the amount of the appropriation for the previous financial period.

At this time Cabinet had under consideration a proposal for discontinuing the arrangement by which the cost of the motor cars for the various Ministers was paid from the Vote of the Premier's Department, and substitution thereof of a new system, under which Departments would bear from their Contingent Votes the cost of the cars allotted to their Ministerial heads. This proposal was not carried into effect until May, 1920, when the financial year had almost expired.

The appropriation of £3,500 was insufficient to meet the expenditure involved in the maintenance of the Ministerial motor car service, consisting of thirteen cars, and the amount required in excess of the Vote was charged to Expenditure Suspense Account.

To meet unusual expenditure arising out of the war, in entertaining soldiers, assisting the Returned Soldiers' Association, and Patriotic Associations, &c., £15,345 17s. 2d.

In the Miscellaneous Services of the Premier's Department a Vote is provided to cover the concessions granted to returned and wounded soldiers generally at the expense of the State Government. The expenditure covers a very wide range, and included the rental of premises for the Returned Sailors and Soldiers' Imperial League and rail fares for its organisers, periodical tickets for blind and crippled soldiers, free rail travelling for returned soldiers proceeding to employment in the country or taking up land under the Returned Soldiers' Settlement Branch, or attending military hospitals for treatment as the result of war injuries. From this appropriation also half the fares of returned wounded soldiers proceeding to their homes was paid by the State, the remaining half being borne by the Commonwealth.

When the Vote was framed it was impossible to state the exact amount that would be required to cover these concessions, in view of the fact that the number of crippled soldiers who would avail themselves of the privileges was unknown, and also the data was not available for assessing other concessions, such as soldiers attending hospitals or proceeding to employment in the country.

It was thought that with the demobilisation of the A.I.F. there would be a shrinkage in the expenditure, but the granting of periodical tickets to returned soldiers who found walking difficult, as the result of war wounds, counterbalanced any decrease in the expenditure arising out of the concessions of the previous year.

In the circumstances there was no alternative to paying the accounts as they fall due, notwithstanding that the Parliamentary appropriation was exceeded.

Royal Commission of Inquiry into the Sale of Wheat (Second Inquiry), £1,870 0s. 4d.

The expenses of Mr. Justice Pring's Royal Commission of Inquiry into the sale of wheat and kindred matters were provided for on the estimates of the Premier's Department, but the disclosures during the proceedings were made the basis of a second Royal Commission, which was undertaken after the Estimates were closed, and consequently there was no vote available from which the expenses of the second investigation could be paid.

Relief granted to persons in peace week, £8,496 17s. 6d.

In co-operation with the Commonwealth Government, the State arranged to provide necessities for all cases of distress in the State during the celebrations in July, 1919, to mark the victorious end of the war.

The expenditure was undertaken at the request of the Commonwealth Government, the underlying reason being that it was felt that the distress arising out of the seamen's strike, then in progress, would render it impossible for peace thanksgiving or celebrations to be sincerely and universally observed, and it was decided to relieve all cases of distress as far as possible.

With this object in view a Committee, consisting of union secretaries and a representative of the State Government, was formed to deal with the Metropolitan area, which was afforded assistance by the Police Department, and local committees were formed in the country. In a few instances the services of the Benevolent Society were utilised.

Royal Visit—	£	s.	d.
Entertainment expenses ... ..	2,090	14	6
Decorations, illuminations, &c. ...	6,049	5	7
Repairs and renovations, &c., Government House ... ..	1,581	6	3
	£9,721	6	4

When it was decided that His Royal Highness, the Prince of Wales, was to visit the State a committee was appointed to organise the celebrations and make the neces-



APPENDIX 1—continued.

sary arrangements for entertainment, &c., and renovations and repairs were carried out and certain new articles of furniture procured for Government House.

This expenditure was not foreseen when the estimates were framed, consequently provision could not be made to meet the expense involved, and it was impracticable to get Parliamentary sanction before meeting the expenditure.

COLONIAL SECRETARY AND PUBLIC HEALTH.

From Consolidated Revenue Fund—

Aborigines' Protection Board contingencies, £3,959 15s. 11d.

Despite the utmost economy, the Board's vote for the previous three years had been insufficient for ordinary requirements, with the result that an increasing carry over of unpaid accounts has occurred each year until towards the end of 1919-20, the Board had on hand unpaid accounts amounting to approximately £4,000, for which there were no funds available. It therefore became necessary to approach the Treasurer, who provided a sum of £4,000.

In addition to the insufficiency of funds of previous years there have been large increases in the cost of flour, tea, sugar, and other commodities, while there have been increased railway freights, cartage, and other charges. The drought was also responsible for further unforeseen expenditure. In some cases reserves had to be temporarily abandoned, and in others water and supplies could only be obtained at much expense.

Police—Salaries, £129,495 13s. 5d.; contingencies, £61,122 15s. 2d.

The amounts are made up as follows:—

Item of Expenditure.	Salaries.	Con-tingencies.
	£	£
(1) Amount involved in paying increases in police pay and lodging allowance from 1st July, 1919, as approved by the Chief Secretary .....	46,631	37,344
(2) Amount involved in paying increases in pay to police and special constables from 1st December, 1919, in accordance with the Government's decision in regard to the application of the Basic Wage to State employees.....	67,691	.....
(3) Amount required to supplement police vote to meet ordinary expenditure.....	15,174	23,779
	£ 129,496	61,123

As regards (3), it is pointed out that the necessity for augmenting the item "Police Salaries," to the extent shown was due to the fact that this vote was decreased by £15,000 when the estimates were under consideration without any reference to this Department, and the additional amount of £23,779 required to meet ordinary expenditure from Police Contingencies was accounted for by the enhanced cost of materials and commodities. Rail-way fares and freights were raised during the financial year and this necessarily involved increased payments in the shape of transfer expenses and in connection with the conveyance of police and prisoners. In many parts of the country the prices of forage were abnormally high owing to the droughty conditions which obtained, and, as a result, the expenditure on forage was £8,000 in excess of the amount provided on the Estimates under this heading. The items "Provisions for prisoners in lock-ups," "Fuel and light for lock-ups, police stations, &c.," and "shoeing, &c.," were all affected by the high cost of provisions and materials, and there was extra expenditure in connection with the rental of premises for police purposes in consequence of rents being increased by the landlords. Further, as a result of the expansion of the activities of the Department, new motor vehicles were obtained and brought into

use, and this involved considerable expense for repairs and upkeep of the machines.

Board of Fire Commissioners, subsidy. £8,417 10s.

In terms of Section 34, Fire Brigades Act No. 9, 1909, the annual outlay as estimated by the Board is contributed in equal proportions by fire insurance companies, municipal and shire councils, and the Colonial Treasurer. The Government's obligation is for the calendar year. Provision, however, has hitherto been made on the basis of the State's financial year, July to June. The increased estimate for 1919, therefore, took effect from 1st July, instead of 1st January, of that year.

To enable payments to be brought up to date, the above sum was provided by the Colonial Treasurer. Provision for future years will be made in the Estimates.

Maintenance and transmission of destitute persons within and beyond the State, Charitable Relief, &c., £31,397 18s. 3d.

The expenditure beyond the appropriation was due to increase in unemployment and increase in the average amount of the allowance granted.

Distribution of Blankets to the Poor, £4,625.

A contract for this service is entered into annually by the Stores Supply Department and liquidated from its vote. For last year, however, owing to the very largely increased number of applications (3,068 as compared with 1,102 for 1918-19) delivery was too slow to meet requirements. Approval was accordingly given to the purchase of 10,000 blankets from the Navy Department at 9s. 3d. each. The price under the contract referred to was 12s.

Relief of Distress at Broken Hill, £5,219 9s. 10d.

This expenditure was rendered necessary by the industrial dislocation at Broken Hill. The appropriate vote (Maintenance and transmission of destitute persons, Charitable Relief, &c.) was insufficient, and the Colonial Treasurer approved of the sum required for relief of the distress at Broken Hill being provided from Expenditure Suspense Account.

Relief of distress at Cobar and Canbelego, £2,729 3s. 4d.

The distress was caused by the closing down of the mines, the expenditure being incurred in the distribution of food relief.

Relief of Unemployed—Sustenance, £2,805.

The appropriate vote was insufficient for the purpose and as the desired relief was urgently needed, the Colonial Treasurer approved of the necessary funds being provided from Expenditure Suspense Account.

Public Health Contingencies, £30,258 0s. 10d.

At the end of the previous financial year accounts to the amount of over £10,000 remained unpaid, and these had to be paid from the vote for 1919-20. This accounted for a large portion of the excess expenditure. The other contributing causes were the unprecedentedly high cost of provisions, meat, forage, &c., which was not foreseen or provided for when compiling the Estimates. The greater part of the Department's Contingency Vote is expended in the purchase of this class of goods for the upkeep of the numerous institutions under its control.

Lunacy—Salaries, £47,240 0s. 81.; Contingencies, £24,112 1s. 7d.

In regard to salaries, the amount voted on the 1919-20 Estimates, viz., £177,855, was to provide salaries of officers and staff of the Department on the basis of salaries at June, 1919, with certain extra staff required for additional patients admitted to the several hospitals during the year. As from 1st July, 1919, however, a regrading of salaries of the general staff was approved by the Public Service Board, involving an extra annual expenditure of approximately £27,000. The Treasurer's approval was obtained to charge



## APPENDIX 1—continued.

the extra cost to the Departmental Salary Vote until such was exhausted, when further funds would be provided. Again, a similar course was followed when the declaration of the Board of Trade's minimum wage of £201 per annum, as from 1st December, 1919, was given effect to by the Government in approving of an increase in salary of £44 per annum to all adult male employees and of £33 per annum to all adult female employees whose salaries did not then exceed £525 per annum. This had the effect of involving the Department in further expenditure at the rate of £38,000 per annum, or over £22,000 for the seven months from 1st December, 1919, to 30th June, 1920. When the Departmental Vote for salaries was exhausted in April, 1920, the matter was placed before the Colonial Treasurer, who approved of the supplementation of the salary vote by an amount of £47,000. The actual expenditure over and above the appropriation was £47,240 0s. 8d.

As regards contingencies, the amount appropriated was £154,808, or £5,500 below the Departmental estimate. During the year, however, the Department was subjected to increased expenditure caused by the incidence of the influenza epidemic and the inability of the Stores Supply Department to secure tenders for certain provisions, &c., necessitating the payment of current rates for food items, such as potatoes, which in most cases were only obtainable at very high prices. Again, many articles of necessity, *e.g.*, bread, flour, soap, tea, meat, rice, &c., were only procurable at much higher rates than existed when the Estimates were prepared in May, 1920, and it was necessary therefore to ask the Treasurer's approval to supplement the Contingencies Vote by £26,500, and this was granted. Such amount, however, was not all expended by 30th June, 1920, owing to a number of accounts aggregating over £2,000 remaining unpaid at the Treasury at that date. The actual expenditure in excess of the Vote was £24,142 1s. 7d.

Hospitals and other Charitable Services—Aid on condition that an equal amount be raised by private annual contributions, &c., £24,998 16s. 4d.

The expenditure under this heading exceeded anticipations. Notwithstanding drought conditions, the public responded to the appeals of these institutions, with the result that it was necessary for the Treasurer to provide the additional sum above-mentioned to assist the hospitals to meet the continually rising cost of maintenance.

Special Grants to Hospitals—£2,965 3s. 6d.

The expenditure under this heading was heavy owing to drought conditions throughout the State and the industrial dislocation at Broken Hill. The expenditure for the last four years is as follows:—

	£	s.	d.
1916-17.....	3,995	10	0
1917-18.....	3,038	2	6
1918-19.....	5,123	0	8
1919-20.....	14,495	3	6

From Public Works Fund—

Purchase, equipment, &c., of "Montrose," Burwood, for a Maternity Hospital, £5,351 8s. 8d.; and purchase of "Fernleigh," Ashfield, for use as a Maternity Rest Home, £5,316 2s. 7d.

In accordance with the policy of the Government, that increased accommodation for the treatment of maternity cases should be provided, these premises were purchased and equipped—"Montrose" as a maternity hospital, and "Fernleigh" as a maternity rest home. These have now been staffed, and are being carried on for the purpose stated, for which provision has been made on the 1920-21 Estimates.

## TREASURY.

From Consolidated Revenue Fund—

Government Printer—Contingencies, £51,520 12s. 1d.

This excess expenditure was caused through the increased cost of paper and other printing materials, and the fact that paper which should have been delivered during 1918-19 was, owing to shipping difficulties, delayed and paid for out of 1919-20 appropriation. It might also be stated that

although the cost of paper has been steadily climbing, the Estimates were cut down to the amount appropriated for the previous year (£50,000), an amount inadequate to meet requirements.

Navigation Department—Salaries, £3,878 13s. 8d. :  
Contingencies, £4,376 3s. 4d.

Following the declaration of the Board of Trade prescribing a minimum wage of £3 17s. per week, the Government decided that all adult officers should receive at least the new minimum wage as from the 1st December, 1919, whilst the salaries of all other adult officers receiving less than £525 per annum should be increased to the extent of the increase in the cost of living (£44 per annum in the case of males, and £33 per annum in the case of females). No provision had been made in the Estimates for this expenditure, and the cost of the application of the basic wage to the Department formed a charge against the Expenditure Suspense Account.

The amount estimated to meet the expenditure under the heading of "Contingencies," for the financial year 1919-20 was £34,857. This amount was reduced by £6,000. Despite the exercise of the most rigid economy, the amount actually voted (£28,857) was found to be quite inadequate to meet the requirements of the Department, and it became necessary to supplement the Vote. The increased cost of labour, stores, and material in every direction had made it impossible for the Department to keep within the limits of expenditure previously allowed. The expenditure was particularly heavy in connection with the repairs to the pilot steamers, the cost of overhaul of the "Captain Cook" reaching £4,000, as against £1,000 the previous year.

Sydney Harbour Trust—

Salaries, £4,441 16s. 1d.

This represents the total amount paid for the basic wage allowance of 17s. a week for the period 1st December, 1919, to 30th June, 1920, to the Trust's staff, and other appointees of the Commissioners, whose salaries were under £525 per annum.

Contingencies, £13,873 7s. 7d.

The greater part of this amount (approximately £10,000), was additional expenditure for repairs and upkeep of the Trust's wharf, business and residential properties; the increasing prices of materials and higher rates of wages contributing largely to swell the disbursements. The balance was expended on additional Dredge Service requirements, and the working of the Grafton and Parbury's Bonds, and the unforeseen contingencies, including the visit of His Royal Highness the Prince of Wales.

Stores Supply Department—Contingencies, £42,400 13s. 9d.

This expenditure was due to—

- increased payments in London charged to the 1919-20 Vote in consequence of delayed shipments.
- Large increase in cost of all materials purchased and of clothing, boots, tinware, &c., which, owing to the gaols being temporarily unable to take further orders, had to be obtained in the open market.
- increase in the number of police to be clothed, and in the number of inmates in all Government institutions.

Miscellaneous Services—

Exchange on remittances, £2,942 13s. 6d.

£3,000 was voted on the Estimates for the year 1919-20 to pay exchange on remittances. A similar vote was provided in the previous financial year, but only £1,591 was expended therefrom. The excess expenditure in the year 1919-20 was principally due to claims amounting to £1,400, for services of the year 1918-19 not having been received at the Treasury in time to enable payment to be made before the close of the financial year 1918-19.



APPENDIX 1—*continued.*

Sewerage and water rates, &c., on Government properties, £14,176 3s. 3d.

The amount voted for this service for the year 1919-20 was £100,000. In lieu of holding over claims received before the close of the preceding financial year, it was decided to charge the amount in excess of the vote to Expenditure Suspense Account. The excess expenditure was due to liability for rates on forest reserves and land vested in the Crown, and also to the increased valuation throughout the State.

Interest on moneys in temporary possession of the Government, £20,339 15s. 7d.

The Treasurer pays interest on moneys in temporary possession of the Government. For instance: The Government Savings Bank places money on deposit for a short term of two years. Advances have been made by the Commonwealth Government for the purpose of assisting the State in financing expenditure in connection with construction of grain silos and repatriation. Interest is allowed on these advances. The Municipal Council of Sydney deposits its Sinking Fund with the Treasury. Other moneys are held by the Treasurer on which interest is allowed on the daily credit balance, such as the Supreme Court Accounts, Public Service Board Assurance Fund, Treasury Guarantee and Fire Insurance Funds, and Treasury Workmen's Compensation Fund.

When estimating the total interest to be paid in a year, the amount required to meet the interest on moneys temporarily held, and also the interest on the Public Debt, is taken into consideration. In this connection the total interest for the year 1919-20 was estimated at £6,322,000, and the actual interest paid in 1919-20 was £6,333,000. The estimate was, therefore, £11,000 short of the actual expenditure. The excess on the vote was £20,339 15s. 7d., but the interest on the Public Debt was £9,339 15s. 7d. under the amount estimated to be required for the year 1919-20. The total interest charged in the year 1919-20 was, therefore, only £11,000 in excess of the amount estimated.

Interest on advances by banks—Interest on bank overdraft in London, £60,411 7s. 9d.

A vote of £35,000 was provided on the Estimates for the year ended 30th June, 1920. When this Estimate was prepared it was anticipated that a loan would be raised in London early in the financial year. Had the loan been negotiated it would have had the effect of reducing the overdraft in London, and thereby reducing the interest payable thereon. The loan was not raised until January, 1919, and the final instalment thereof was not paid until April, 1919, consequently more interest on the overdraft was charged by the bank than was calculated when the Estimate was submitted to Parliament. The bank rate of interest charged on the overdraft in London was 5 per cent. for the period 1st July to 5th November, and 6 per cent. from 6th November to 31st December, 1919. The overdraft for the Bank Account in Sydney was only in overdraft a few days during the whole of the last financial year. As pointed out in the explanation furnished in connection with the item "Interest on moneys in temporary possession of the Government," the total interest of the year 1919-20 was estimated at £6,322,000, and the actual payment of all interest—that is, interest on the Public Debt, interest on moneys in temporary possession of the Government, and interest on advances by Banks—totalled £6,333,000, or £11,000 in excess of the total amount of interest estimated for the year 1919-20.

Adjustment of salaries, &c., £359,658 12s. 10d.

The amount of £12,000 was submitted on the Estimates to meet the adjustment of salaries of officers employed under the provisions of the Public Service Act. This item was intended to cover the statutory increments payable under the Public Service Act. After the Estimates had been passed, the Board of Trade declaration of October,

1919, came into operation. It was arranged that the salary votes of Departments be utilised for the purpose of paying the basic wage to the extent of the amount appropriated for the respective Departments, after which funds required to continue the payment would be provided from Expenditure Suspense Account and supplementation of the vote "Adjustment of Salaries."

Gratuities to officers on retirement, £14,743 2s. 8d.

This vote was underestimated. The amount set down on the Estimates was £20,000, and the total payments £34,743 2s. 8d. The claims had to be met before 30th June, 1920, and the payments were therefore charged to Expenditure Suspense Account. It is not possible to accurately estimate the amount required in any year in view of the incomplete data at the disposal of the Treasury on which an estimate of the payments can be based.

City and Suburban Electric Railways—Repairs to properties resumed, £3,601 15s. 4d.

The amount estimated to be required for the year was £2,300. These properties are under the administration of the Railway Commissioners. The rents received are paid into the General Revenue of the State and not to the Railway Revenue. The rentals received from the properties totalled £28,000 in the year 1919-20. The Commissioners for Railways reported on 10th February, 1920, that, owing principally to unexpected requisition from municipal councils to rehabilitate some of the old premises, as well as the necessity for reconstructing others to enable leases to be arranged at satisfactory rentals, additional funds would need to be provided. The total expenditure for repairs amounted to £5,901 15s. 4d., or £3,601 15s. 4d. more than the amount voted.

Cost of fares of sailors and members of the A.I.F. and their relatives on their return from active service, £283,213 12s. 9d.

The Government decided to grant fares to demobilised sailors and soldiers and their relatives on their return from active service. £100,000 was placed on the Estimates for the purpose, but this appropriation was exceeded by £283,213 12s. 9d. to enable claims of the Railway Commissioners to be adjusted before 30th June, 1920.

Probate Duties on moneys bequeathed to dependents of soldiers by the late Sir Samuel McCaughey, £64,357 4s.

The late Sir Samuel McCaughey bequeathed to Australian soldiers and their dependents £429,048. Probate Duty at the rate of 15 per cent. had to be paid on that amount in terms of the Stamp Duties Act, as the bequest was not exempt from payment of Probate Duty. In view of the charitable nature of the bequest, the Government decided to refund the duty paid. As the Probate Duty could not legally be refunded from the Consolidated Revenue Fund without Parliamentary appropriation, payment was authorised by the Treasurer in anticipation of a vote which has now been passed by Parliament. The rebate of the Probate Duty was sanctioned on the understanding that an equivalent sum be invested in Government securities, and this condition has been complied with.

From Public Works Fund—

Department of Navigation—Alteration to launch "Premier," £48 12s. 1d.

The Premier directed that certain structural alterations be made to the launch "Premier." It was desired that the work be proceeded with as rapidly as possible, and instructions were issued accordingly. Pending the passing of the Public Works Fund Estimates, on which a sum of £225 was provided for this purpose, the amount expended, viz., £48 12s. 1d., was charged to the Public Works Fund Expenditure Suspense Account.



## APPENDIX 1—continued.

Explosives Department—Equipment for testing Explosives, £12 0s. 5d.

The necessity for proper apparatus, with which to make practical tests of explosives, having become acute in February, 1920, it was considered advisable to provide, with the least possible delay, the nucleus of a Testing Station, at an estimated cost of £170. The Colonial Treasurer approved of this amount being charged to the Public Works Account Expenditure Suspense Account in anticipation of a Vote on the Estimates for 1920-21.

From General Loan Account.—

Sydney Harbour Trust—Towards construction of works generally, and for the improvement of the Port, £137,902 4s. 6d.

At the commencement of the financial year 1919-20 the Trust's Loan Votes, having been exhausted in the previous year, no unexpended balances were available to continue operations in the new year. Until a Parliamentary Vote for Loan Services could be obtained, the Minister granted authority to charge to Loans Expenditure Suspense Account. When the Loan Act was passed, the amount of expenditure incurred, viz., £98,894 10s. 5d., was transferred to the debit of the Vote. Later on, towards the end of the financial year 1919-20, it was found that the vote was not sufficient to carry on the works in hand, and the Commissioners therefore obtained the sanction of the Minister for a further sum of £40,000 to be charged to the Loans Expenditure Suspense Account, and out of this approval the balance of £39,007 14s. 1d. was expended, making the total amount of unauthorised expenditure during the year £137,902 4s. 6d. The sum of £39,007 14s. 1d. will be made a debit against the Loan Vote for 1920-21, when the Loan Act is passed.

## RAILWAYS AND TRAMWAYS.

From Consolidated Revenue Account—				£	s.	d.
Railways	...	...	...	1,721,039	1	8
Tramways	...	...	...	343,792	8	10
				£2,064,831	10	6

The Revenue Estimates submitted to Parliament provided for an expenditure during the financial year 1919-20 of—

Railways	...	£8,136,682
Tramways	...	2,106,155
		£10,242,837

This estimate, in which no provision was made for increased wages payments on account of the raising of the basic wage and increased cost of material contingent thereon, was reduced by £200,000 by the Treasurer before submission to Parliament. The actual expenditure for the year amounted to—

Railways	...	£9,657,721
Tramways	...	2,449,948
		£12,107,669

or an increase of—

Railways	...	£1,671,039
Tramways	...	393,793
		£2,064,832

over the amounts voted.

The estimated revenue was stated at—

Railways	...	£11,275,500
Tramways	...	2,500,000
		£13,775,500

while the actual earnings amounted to—

Railways	...	£13,083,847
Tramways	...	2,881,797
		£15,965,644

or an increase over the estimate of—

Railways	...	£1,808,347
Tramways	...	381,797
		£2,190,144

in which sum is included £947,798 (Railways £801,798, Tramways £146,000) received from increased rates and fares which came into operation on the 1st January, 1920.

The increase in the working expenses was caused by the following items, for which no provision was made in the Estimate—

	Railways.	Tramways.	Total.
	£	£	£
Increased payments in wages and salaries consequent upon the Board of Trade's determination of 8th October, 1919, raising the minimum adult wage to £3 17s. a week, and pro rata increase to members of the staff already paid a higher rate than the existing minimum wage, and increased cost of materials contingent thereon.	682,773	221,453	904,226
Additional cost in haulage of water for locomotives due to drought conditions	50,000	.....	50,000
Cost of earning additional revenue after making due allowance for the amount received from increased rates and fares operating from 1st January, 1920.	726,426	198,658	925,084
Additional amount required over the sum provided for payment of the difference in pay to Railway employees serving with the Expeditionary Forces...	8,690	.....	8,690
Additional Expenditure necessary in relaying of tracks over amount provided for	80,532	.....	89,532
Amount deducted by the Treasury from the Commissioners' estimates	150,000	50,000	200,000
	1,707,421	470,111	2,177,532
Less Savings under other heads	36,382	76,318	112,700
	£ 1,671,039	393,793	2,064,832

From Public Works Fund—

Railways and Tramways, £3,283 4s. 4d.

Expenditure to the extent of £323 16s. 8d. was incurred with the sanction of the Colonial Treasurer, pending the passing of the Estimates for 1919-20, and was covered by such Estimates when passed. The balance of £2,959 7s. 8d. was due to the appropriation approved by Parliament being insufficient to pay the cost of surveys undertaken during the year, principally—

Gulgong to Bylong,  
The Rock to Pulletop,  
Tarana to Oberon,  
Wagga to Corobimilla,  
Urbenville to Mount Lindsay,  
Twofold Bay to the Victorian Border,

and it was necessary to obtain a further sum of £2,959 7s. 8d. from the Public Works Fund Expenditure Suspense Account to meet the expenditure incurred. Provision has been made in the current year's estimates to adjust this amount.

From General Loan Account—

	£	s.	d.
Rolling Stock to meet additional traffic requirements, &c....	...	115,270	19 11
Duplication of Lines	...	102,804	8 3
Glebe Island Railway, &c.	...	292,136	3 4
Tramways—Additions to Lines, Workshops, &c....	...	48,316	1 9
Railway Construction—			
Condobolin to Broken Hill, including Matakana to Mount Hope, &c.	...	4,611	15 3
Molong to Dubbo	...	257	2 7

These amounts were expended with the sanction of the Colonial Treasurer, pending the passing by Parliament of the Loan Estimates for the financial year, 1919-20.

Railway connection to Terminal Wheat Elevator, Glebe Island, £9,629 8s. 9d.

No provision was made for this work on the Loan Estimates, it being understood that the Agricultural Department would make available the amount required. That



## APPENDIX 1—continued.

Department subsequently declined to provide the money, and the Treasurer's approval was obtained for the charges for the work being made against the Loans Suspense Account, on condition that the total amount voted by Parliament for expenditure on Loans Account during the financial year would not be exceeded. This condition was complied with, and arrangements made for clearing the Suspense Account on the passing of the 1920-21 Estimates.

	Total amount paid without Parliamentary Appropriation in 1919-20.	Amount sub-sequently covered in 1919-20 by Parliamentary Appropriations.	Net amount paid without Parliamentary Appropriation in 1919-20.
	£ s. d.	£ s. d.	£ s. d.
North Coast Railway ...	55,687 12 10	7,551 0 4	48,136 12 6
Wagga to Tumbarumba	29,366 10 7	52 14 7	29,313 16 0
Henty to Billabong .....	45,818 16 0	25,163 19 8	20,654 16 4
Craboon to Coolah .....	37,668 7 2	31,456 5 6	6,212 1 8
Cooma to Bombala ....	59,503 17 8	193 10 2	59,305 7 6
Gilmore to Batlow .....	3,848 14 10	32 8 0	3,816 6 10
Regent's Park to Cabramatta .....	22,479 7 5	8 0 0	22,471 7 5
Regent's Park to Enfield			
Marshalling Yards ...	966 7 9	.....	966 7 9

The amounts provided on the Loan Appropriations for 1919-20 were insufficient to meet the expenditure incurred in the construction of these new lines, and the additional sums required were provided by the Colonial Treasurer from Loans Expenditure Suspense Account. Provision has, however, been made to clear the excess expenditure in the Loan Appropriations to be made by Parliament for the financial year ending 30th June, 1921.

It is pointed out that although an excess expenditure was incurred on these new lines, savings were made on other lines, which brought the total of the Loan expenditure for the year 1919-20 on all new lines under construction within the amount of Parliamentary appropriation.

The foregoing explanation is in respect of the items of net excess expenditure only, the difference between such amounts and the total sums expended without Parliamentary appropriation being incurred with the Colonial Treasurer's sanction pending the passing by Parliament of the Loan Estimates for the financial year 1919-20.

## ATTORNEY-GENERAL AND JUSTICE.

From Consolidated Revenue Account.—

Department of Attorney-General and of Justice  
Contingencies, £4,541 7s. 4d.

The amount provided on the Estimates of 1919-20 for this service was £11,100. This vote proved insufficient to meet requirements for the year to the extent above shown, and there were no available balances under this Department which could be utilised in supplementing the Vote in terms of Section 34 of the "Audit Act, 1902." The excess expenditure was distributed over the following items:—

Incidental expenses due principally to the fact that it becomes necessary to pay the salaries of temporary officers from Contingencies.

Fees to non-salaried Crown Prosecutors.

Expenses of witnesses attending Supreme Courts and Courts of Quarter Sessions.

It may be mentioned that the Estimates of this Department for 1919-20, as originally submitted to the Treasury, were returned by that Department for revision and reduction, and as a result the following reductions were made, viz.:—

Salaries—£4,000. (Estimated savings.)

Contingencies—£500.

Had the original amount of the Estimates been allowed to stand, there would have been sufficient funds to meet all requirements.

Petty Session Contingencies—£5,483 15s. 4d.

The amount appropriated for this Service for 1919-20 was £18,500. This amount proved insufficient to meet requirements, and the vote was supplemented by transfer from other sources to the extent of £2,500, this being the maximum amount available at the time for such purpose. A still further sum was, however, required, and the

Treasury was asked to provide the requisite funds. The excess payment (£5,483 15s. 4d.) was distributed over the following items, viz.:—

Travelling expenses.

Incidental expenses, including payments to temporary employees, and removal expenses of officers transferred.

Expenses of witnesses attending Police and Coroners Courts.

Postal and Telegraphic Services.

It may be mentioned that as a result of a request by the Treasury that the Estimates of this Department for 1919-20 be revised and reduced, the following reductions were made under Petty Sessions on the Estimates as originally submitted to the Treasury, viz.:—

Salaries—£5,000. (Estimated savings.)

Contingencies—£2,500.

Had the original amount of the Estimates been allowed to stand, there would have been sufficient funds to meet all requirements.

## SECRETARY FOR LANDS.

From Consolidated Revenue Fund.

Department of Lands—Contingencies, £23,553 8s. 3d.

The estimate of expenditure on account of Contingencies, as submitted for the year 1919-20, was considerably reduced.

Notwithstanding the exercise of the closest supervision, it was quite impossible to live within the amount provided (£110,560), more especially with respect to "Survey of Lands Contingencies."

The reason for the expenditure in excess of the amount voted is mainly attributable to:—

(a) The appointment of additional temporary salaried surveyors to cope with urgent surveys to meet the requirements of the Returned Soldiers' Settlement Branch and the Housing Board.

(b) Increased rates of wages paid to surveyors' labourers and other temporary employees, and the extra number engaged to cope with the work.

(c) Exceptionally high prices of forage and other supplies.

(d) Increased fees to contract surveyors, consequent upon the high cost of living, &c.

Department of Lands—Miscellaneous Services—To meet payment to representatives of deceased officers of the money value of extended leave, and recreation leave, accrued to such officers but not taken up to the time of decease, £1,175 7s. 8d.

The sum of £500 was provided on the Estimates for 1919-20 for this service. Naturally it is extremely difficult to estimate the amount that will be required to meet such payments. During the financial year a comparatively large number of officers died, and to meet statutory obligations it was necessary to approach the Treasurer with a view to provision of £1,175 7s. 8d. It may be explained that in no instance are such payments made without the approval of the Public Service Board.

Compensation for improvements effected on improvements, scrub, and 18th section leases, withdrawn for settlement purposes, £7,239 2s. 4d.

In submitting the draft Estimates of Expenditure for the year 1919-20, a sum of £37,000 was noted on the Estimates for this service. On revision of the Estimates the item was reduced to £20,000, though it was pointed out at the time that this amount would be quite inadequate. Upon the vote of £20,000 being exhausted, a request was made for an additional £17,000 to meet the commitments up to the end of the financial year. It was only found necessary, however, to expend £7,239 2s. 4d. of the amount made available.

Carriage of water to necessitous farmers in the Trundle and Bogan Gate districts, £1,046 13s. 4d.

There was a good deal of distress prevailing amongst the farmers in the Trundle and Bogan Gate districts during 1919, and it was necessary to arrange with the Railway Commissioners for the carriage of water to the district.



## APPENDIX 1—continued.

The then Minister for Lands approved of half the cost being paid by the Government, and, in view of the urgency of the matter, the Treasurer approved of a sum of £1,046 13s. 4d. being provided for the purpose.

Purchase and improvement of site for a racecourse at Murrumburrah, £3,500.

The old Murrumburrah racecourse is situated in the vicinity of the Harden railway station, on land dedicated by the Crown for public recreation purposes, and originally contained about 110 acres.

In order to meet the demand for land for the extension of town settlement, the Department in 1917 revoked 26½ acres of the site, about 8 acres being set apart as a park, and the balance offered at auction in subdivision. Nineteen out of 28 lots offered realised £2,785.

Alteration of the race track and other improvements were rendered necessary before the balance of the racecourse could be used for racing, but, in view of the proximity of the land to the railway station, the Department could give no assurance that the dedication of the land would be permanently retained.

The question of acquiring an entirely new site for a racecourse was accordingly considered, and the then Minister, when visiting the locality in March, 1919, promised to advance a sum of £3,500 for the purpose, conditionally upon the funds being made available, and directed that action be taken towards selling half the area of the old racecourse, which it was considered would more than recoup the proposed advance.

Following on the promise referred to, the Trustees of the Murrumburrah Turf Club submitted a proposal (which was approved) that an area of 743 acres 1 rood 37 perches be purchased from T. Carter at £12 per acre (approximately £8,921), and that 643 acres 1 rood 37 perches thereof be sold to T. W. Armour at £10 10s. per acre (approximately £6,756), the balance of 100 acres to be conveyed to His Majesty and dedicated for a racecourse. The Trustees undertook to spend a sum of £1,335 within a reasonable time after the dedication, and to submit to the Department acquittances for such expenditure.

An item was included in the draft estimates for 1919–20 to cover the grant, but was struck out on revision. However, as the then Minister considered himself committed to the proposal, and there was not likely to be any loss, the Treasurer approved of the amount being provided.

Rural Industries Board—Salaries, Board Fees, Traveling Expenses, &c., £15,028 6s. 9d.

On the 9th December last, Papers P.O. 6148, Lands 1919/16,647/523, the Under Secretary for Finance and Trade notified approval of funds estimated at £3,000 per month equal to about £21,000 from 1st December, 1919, to 30th June 1920, being provided to meet the salaries, fees, and other contingent expenses of the Board.

It might be pointed out that this Board was constituted in November last, and consequently there was no vote from which payments for administration expenses could be met.

From General Loan Account—

Acquisition or Resumption of Lands suitable for Small Holdings for Returned Soldiers, £112,899 3s. 9d.

The amount voted under the above heading for the financial year 1918–19 was only £36,800 (Loan Act No. 25 of 1918). This amount, however, became exhausted, and while awaiting the appropriation of the Loan Estimates for the financial year 1919–20, expenditure was incurred from the Loans Expenditure Suspense Account of £112,899 3s. 9d. This amount, however, was covered in the appropriation of £750,000 made by Parliament for the financial year 1919–20.

For the subdivision and improvement of Crown or Acquired lands to be leased or otherwise disposed of to Returned Soldiers, and for other expenses in connection therewith, including the purchase of implements, stock, &c., £145,460 1s. 8d.

The amount voted under the above heading, for the financial year 1918–19 was £127,800 (Loan Act 25 of 1918). This amount, however, became exhausted, and

while awaiting appropriation of the Loan Estimates for the financial year 1919–20, expenditure was incurred from the Loan Expenditure Suspense Account totalling £145,460 1s. 8d. This amount, however, was covered by the appropriation of £1,000,000 made by Parliament for the financial year 1919–20.

Purchase of sheep for stocking Crown Lands or Resumed Areas for Returned Soldier Settlements, £27,448.

The amount voted under the above heading for the financial year 1918–19 was £50,000 (Loan Act No. 25 of 1918). This amount, however, became exhausted, and while awaiting appropriation for the financial year 1919–20 expenditure was incurred from the Loan Expenditure Suspense Account, totalling £27,448. This amount was subsequently transferred to the debit of Returned Soldiers' Settlement Branch Produce and Trading Account, which account had been subsidised from the Loan Vote by an amount of £33,000 appropriated on the Loan Estimates by Parliament for the financial year 1919–20.

Purchase of Rabbit-Proof Wire Netting under the Pastures Protection Act, No. 35, of 1912, £7,340 2s. 6d.

Under Act No. 27/1919 provision was made for the expenditure of a sum of £10,000 from Loans Account for the purchase of rabbit-proof wire netting under the Pastures Protection Act No. 35/1912. The amount voted was not sufficient to meet the large number of urgent applications made, and a sum of £7,340 2s. 6d. was advanced by the Treasurer to meet the more urgent of the claims on hand in anticipation of a vote being taken on the Loan Estimates, 1920–21. Of this amount £2,371 9s. 8d. was subsequently recouped, leaving a balance of £4,968 12s. 10d. not covered by Parliamentary Appropriation. It may be mentioned that a sum of £50,000 has been noted on the current year's Loan Estimates for this service.

Animal Industry: Erection of depôts and other buildings and improvements, £467 5s. 11d.

On 4th March, 1920, a request was made to the Colonial Treasurer for an advance of £500 from Loans Expenditure Suspense Account for the purpose of meeting expenditure already incurred in connection with the Chatham Dépôt, and to carry on the Albion Park and Raymond Terrace Dépôts. This amount was approved on 23rd March, and was rendered necessary owing to the original amount of £400 provided on the Loan Estimates being utilised for the erection of a cottage at Chatham. At the time the £400 was provided it was intended that it would be utilised for additional construction and plant for Raymond Terrace and Albion Park Calf Dépôts, the Chatham Calf and Pig Dépôt at that time being controlled by the Animal Industry Branch for the Returned Soldiers' Settlement Branch, which was meeting payment of all claims on account of Chatham dépôt. An amount of £4,000 originally included in the Draft Loan Estimates of the Animal Industry Branch for the purpose of refunding to the Returned Soldiers' Settlement Branch the amount expended by it on account of construction, &c., in setting up the Chatham Dépôt was, however, struck out by the Minister, no provision, therefore, being made for loan expenditure on account of the Chatham Dépôt. The £500 advanced from Loans Expenditure Suspense Account was mostly utilised in payment of the following claims:—

£132 for timber;

£110 for boiler and engine;

£100 for erection of two rooms attached to the cottage at Chatham, to provide accommodation for the manager's assistant and his wife.

It was most important that accommodation be provided adjacent to the Dépôt, as it is situated 2½ miles from the township, and unless it was provided suitable labour could not be obtained to care for 100 valuable sows and their young (which would later reach 600). The balance of the advance was required for the purchase of additional plant, materials, and payment of wages to building employees at the Raymond Terrace and Albion Park Calf Dépôts.



APPENDIX 1—*continued.*

## PUBLIC WORKS DEPARTMENT.

## From Consolidated Revenue Fund.—

Public Works and Services—Roads, £2,669 13s.

The Chief Engineer for National Works reports that owing to his estimates of requirements for the year 1919–20 being cut down, it was found impossible to carry on. In February, 1920, a further amount of £2,900 was asked for and provided by the Treasury; so that there was actually a saving on the latter amount. The incidence of the basic wage also influenced the position of this vote in common with others.

Maintenance—Bridges, £4,347 19s. 6d.

The Chief Engineer for National Works reports that owing to his Estimate for the year 1919–20 being considerably reduced the vote became exhausted and a further amount of £3,107 was provided by the Treasury in February, 1920. The excess expenditure is attributed to the fact that in the interest of public safety the works had to be maintained. The basic wage also made additional expenditure unavoidable.

Punts, Ferries, and Launches, £8,893 12s. 6d.

The Chief Engineer for National Works points out that owing to the extremely dangerous condition of some of the vessels approval was obtained in March to spend up to £27,970, being £2,970 in excess of the vote. This would reduce the excess expenditure to £5,923, which was attributable to the increased cost of fuel and materials; also to the fact that the increased wages under awards committed the Department to over £2,000 per annum.

Public Watering Places, £1,065 8s. 7d.

The Chief Engineer for Public Works reports that his Estimates were reduced by more than half the amount asked for, and he points out that, in order to provide appliances which would, to a slight extent, minimise the effects of the prevailing drought, the excess expenditure was unavoidable.

Harbours and Rivers, £9,893 11s.

The Chief Engineer for Harbours and Drainage reports that this excess was mainly due to the expenditure of £15,678 on the item "Haulage and shipment of coal, Port Kembla" as against £7,000 voted. This service is dependent on the amount of shipping using the port. During the year a sum of £26,700 was received in Revenue.

Dredge Service, £16,042 0s. 8d.; Basic Wage, £1,215 14s. 8d.

The Chief Engineer for Harbours and Drainage reports that owing to the fact that his Estimates were greatly reduced and that later, as increased rates under the basic wage had to be paid, the amount at his disposal was insufficient, if operations on the existing scale were to be continued. In order to avoid shutting down part of the plant and paying off the crews, Ministerial approval was given to carry on at the minimum rate of expenditure.

Public Buildings, £5,033 18s. 9d.

The Government Architect reports that the excess was attributable to the necessity for carrying out urgent and necessary works and the increase in wages and cost of material.

Equipment, Travelling, &c., £3,582 17s. 8d.

This excess is mainly attributable to the increase in salaries of temporary officers, owing to the passing of the basic wage.

Rents, Cleaning, Insurance, &c., £1,858 19s. 5d.

This Vote is, in addition, used to meet miscellaneous charges against the Department, and the principal item contributing to the excess expenditure is a charge for storage of certain plant in America, purchased in connection with the Norton Griffiths contract, and which was afterwards not required, pending finalisation of efforts to dispose.

Miscellaneous Services—Contribution towards working expenses, and the equivalent of the interest on capital cost of Sewerage Scheme for State Abattoirs in lieu of payment of sewerage rates, £3,605 10s. 5d.

This item represents amount due for sewerage rates jointly by State Brickworks, State Abattoirs, and Meat Works, to the Metropolitan Water and Sewerage Board, on account of the sewerage system serving these works at the Abattoirs. As the apportionment of cost had not been finalised, and in order to adjust the Water and Sewerage Board's accounts, Treasury approval was obtained for payment of the amount, which was subsequently covered by the Appropriation Act, 1920.

Metropolitan Board of Water Supply and Sewerage, Salaries, Basic Wage, £5,415 16s. 6d.

The Secretary to the Board reports that this excess was attributable to the payment of the basic wage to officers of the Salaried Staff.

Contingencies—Basic Wage, £32,348 16s. 9d.

This was due to the payment of the basic wage to officers on the Wages Staff and the employees of the Board under various Awards, increase in cost of forage, contributions to Superannuation Board and pensions to employees, and the expansion of water and sewerage system entailing higher pumping expenses and general maintenance of works.

Hunter District Water Supply and Sewerage Board, Salaries, Basic Wage, £1,425 19s. 2d.

The Secretary to the Board reports that this amount represents the increase of £44 per annum on account of the basic wage.

## From Public Works Fund—

Metropolitan Board of Water Supply and Sewerage—Renewals of Water Mains, Sewers, &c., £8,704 9s. 1d.

The Secretary to the Board reports that this amount is made up as follows:—£2,486 14s. 5d., supply for September and October, 1919, pending the passing of Estimates; and £6,217 14s. 8d., urgent renewals of water mains and other works.

## From General Loan Account—

Harbours and Rivers—

Port Kembla Harbour Improvements, &c., £10,140 4s. 8d.

The Chief Engineer, Harbours and Drainage, reports that owing to the balance of the Vote being insufficient to carry on the works, principally due to the cost of resumptions and increased cost of labour and material, approval was obtained to carry on the works, the excess being covered in 1919–20 Estimates.

Coff's Harbour Improvements, &c., £6,586 10s. 3d.

The Chief Engineer for Harbours and Drainage reports that the insufficiency of the Vote to carry on the works was mainly due to the increased cost of labour and material. As it was not advisable that the work should be shut down, approval to continue was obtained. The amount was subsequently covered on the 1919–20 Loan Estimates.

Manning River Improvements, &c., £276 10s. 11d.

The Chief Engineer for Harbours and Drainage reports that this excess was due to the increased cost of labour and material. The amount was subsequently covered on the 1919–20 Loan Estimates.

Wagonga River Improvements, £1,344 5s. 5d.

The Chief Engineer for Harbours and Drainage reports that owing to the Vote being insufficient to enable the work to be completed during the year, approval was obtained to carry on. Of the above excess £839 2s. 11d. was covered on 1919–20 Loan Estimates and £505 2s. 6d. on the 1920–21 Loan Estimates.



APPENDIX 1—*continued.*

## Water Supplies—

Country Towns Water Supplies, £2,919 5s. 10d.

The Deputy Chief Engineer, Water Supply and Sewerage, reports that this increase was partly due to the increase in wages and cost of cast-iron pipes; also the necessity for pushing on with water supply works for towns suffering from shortage of water during drought. The chief expenditure was at Lithgow. The amount was afterwards covered on 1919-20 Loan Vote.

Sydney Water Supply—Avon River Scheme—£33,573 19s. 3d.

The Deputy Chief Engineer, Water Supply and Sewerage, reports that this excess was partly due to increase in wages and cost of material, and also the fact that the Estimates were cut too low to allow of the work being carried on continuously. As the completion of Cordeaux and Avon Dams is a matter of urgency, approval was obtained to carry on. The amount was subsequently covered on 1919-20 Loan Vote.

Hunter District Water Supply Amplification, £1,533 16s. 3d.

The Deputy Chief Engineer, Water Supply and Sewerage, reports that the amount provided on previous Loan Vote was not quite sufficient to carry on until a further Vote was taken. This was attributable to increase in wages and cost of material. It would not have been advisable to close down the necessary operations at Chichester Dam, and approval was obtained to continue the works. The amount was subsequently covered on 1919-20 Loan Vote.

## Sewerage Construction—

Metropolitan Sewerage and Stormwater Channels, £25,340 3s. 8d.

The Deputy Chief Engineer, Water Supply and Sewerage, reports that this expenditure was incurred in connection with the construction of the first section of the Northern Suburbs Ocean Outfall Sewer, extending from Blue Fish to Clontarf, and preliminary work in connection with the second section, including the crossing of Clontarf Flat and the Syphon under Middle Harbour. Owing to the increase of wages and cost of material, the amount voted was insufficient; also, in view of the injunction against the Water and Sewerage Board to cease operations at the Sewerage Treatment Works, Folly Point, which was only lifted on the understanding that the construction of the Ocean Outfall Sewer would be pushed on with, it was not considered advisable to suspend operations. The amount was subsequently covered on the 1919-20 Loan Vote.

Country Towns Sewerage and Stormwater Channels, £3,698 9s. 8d.

The Deputy Chief Engineer, Water Supply and Sewerage, reports that this excess was incurred in connection with Goulburn sewerage, upon which certain extensions were asked for by the Council, due to settlement that had taken place since the scheme was designed. Advantage was taken to push on with the work as the men and plant were available, and so avoid an increase in cost. The amount was subsequently covered on the 1919-20 Loan Vote.

Newcastle Sewerage, £21,526 2s. 11d.

The Deputy Chief Engineer, Water Supply and Sewerage, reports that owing to the rapid growth of settlement in the municipalities of Broughton Hill and Waratah, it was considered inadvisable to suspend operations on the reticulation construction, especially as rates cannot be collected until this work is constructed; £11,354 0s. 8d. was subsequently covered on 1919-20 Loan Vote, and £10,172 2s. 3d. provided for on the 1920-21 Loan Estimates.

Orissa-street Stormwater Channel, Campsie, £3,213 10s. 3d.

The Deputy Chief Engineer, Water Supply and Sewerage, reports that the amount provided on Loan Vote was found insufficient to carry on this work owing to the increased cost of labour and material, and as it was near completion, it was not considered advisable to suspend operations. The amount was subsequently covered on 1919-20 Loan Vote.

Waverley Stormwater Drainage, Extension of Penkivil-street S.W. Channel to Bondi Beach, £89.

The Deputy Chief Engineer, Water Supply and Sewerage, reports that the urgent need of this work was only made apparent by the Municipal Council during the year. The amount was spent on investigation and survey. It was provided for on the 1920-21 Estimates.

Public Buildings—Central Railway Station, completion of Railway Offices, towards, £5,647 8s. 2d.

This excess was occasioned through the Vote being insufficient to meet advances under contract to the Building Construction Branch. The amount was subsequently covered on the 1919-20 Loan Vote.

Industrial Undertakings—State Timber Yards and Building Workshops, Uhr's Point, £445 2s. 10d.

The Manager reports that this represents part payment of timber punt, &c., for which approval was obtained pending the passing of the 1919-20 Loan Votes.

Metropolitan Board of Water Supply and Sewerage—

Water Supplies—General reticulation, improvements, &c., including Sydney water supply and amplification, £327,427 19s. 5d.

The Secretary reports that approval was obtained to expenditure of £194,432 19s. pending the passing of the 1919-20 Loan Estimates. The expenditure of £132,995 0s. 5d. was attributable to the cost of a 36-inch main at Concord being charged to the Board's vote instead of to a Special Vote as authorised by the Minister for Public Works, increase to cover cost of pipes and castings in terms of arbitrator's decision, and general expansion of water supply system. Provision was made on 1920-21 Loan Estimates to cover this amount.

Sewerage—Construction and ventilation of sewers generally, £62,713 5s. 6d.

The Secretary reports that this represents expenditure on works for which approval was obtained pending passing of 1919-20 Loan Estimates.

Hunter District Water Supply and Sewerage Board—Water Supply—Extension of water supply to Stockton, £859 6s. 8d.

The Secretary reports that the Board had authority to spend up to £20,000 on this work, but owing to delay in obtaining pipes, only £859 6s. 8d. was expended. The amount was subsequently covered on 1919-20 Loan Estimates.

## DEPARTMENT OF EDUCATION.

From Consolidated Revenue Fund—

Public Instruction Contingencies, £45,673 11s. 3d.

The estimates of this Department for 1919-20 were carefully prepared, and the amounts noted for contingency payments were based on actual rates of commitment. Without reference to the Department, however, the item for Contingencies was reduced at the Treasury by a total amount of £55,350. The Minister at once pointed out that if such reduction were insisted upon the efficiency of important services connected with the Department would be threatened, and the question of depriving the public of certain utilities which it has been the policy of the Department to provide would have to be considered—such as the provision of books and other material equipment necessary for effective teaching. Further, as regarded cleaning allowances, it was shown that these are paid on an agreement between the Department and the Cleaners' Union, which is based upon the Award rates, and would not permit of any reduction unless the agreement was to be repudiated. As anticipated, the Vote proved quite inadequate to meet the demands made thereon, and the Treasurer approved of its being supplemented by £3,967 to meet increases to cleaners consequent upon the new agreement entered into between the Department and the Cleaners' Union; by £10,000 to meet in part the reduction



## APPENDIX 1—continued.

made to the item "Grants for conveyance of children to Central Schools, &c.," and by £40,000 to meet the deficiency in the following items which were reduced:—

School Books, Cleaning Material, &c.,  
Repairs, &c.,  
Travelling and Removal Expenses,  
Rent of Offices, Schools, &c.,  
Cooking Instruction,  
Cost of Examinations,  
Research Scholarships.

Postal and Telegraphic Services for the Department and Services under the control of the Minister of Public Instruction, and the Public Schools' Amateur Athletic Association and Teachers' Association, £2,487 12s.

This item, which was reduced at the Treasury from £12,000 to £8,000, proved insufficient. The action of the Federal Government in raising the letter rates from 1d. to 1½d. for the first half ounce necessitated the provision of an increased vote, and the Treasurer approved of an additional sum of £4000 being provided, £2,487 12s. of which was expended.

Allowances to widows and dependents of officers of monetary value of leave of absence due at time of death, £3,501 13s.

Up to the present year, no provision has been made for payments such as the above, the funds having been found from the Treasurer's Advance Account. It is, of course, impossible to forecast the amount which may be required in any year. The following amounts, totalling £3,501 13s., were paid to the dependents of the officers named:—

		£	s.	d.
W. S. Campbell .....	Teacher, Galston .....	126	17	1
Thos. Collins .....	Assistant Teacher, Auburn .....	170	12	3
A. McLachlan .....	Teacher, Telegraph Point .....	254	19	4
Mary Crimmings .....	Assistant Teacher, Arncliffe .....	59	3	0
W. H. Carroll .....	Teacher, Dulwich Hill .....	346	4	3
C. J. Mackie .....	Cleaner, Public Library .....	31	2	5
W. E. Carpenter .....	Teacher, Boggabilla .....	249	9	1
A. M. Glynn .....	Teacher, Tamworth West .....	111	10	4
Henry Wall .....	Gatekeeper, Parramatta Girls' Industrial School .....	69	0	1
C. P. Lane .....	Teacher, Wolmulla .....	239	19	4
C. W. Sullivan .....	Teacher, Kearsley .....	165	17	5
Angus Munro .....	Teacher, Sackville Reach .....	157	13	6
N. L. Russell .....	Library Assistant, Mitchell Library .....	22	13	0
C. Middlebrook .....	Teacher, Junee Reefs .....	151	14	3
Henry Maxted .....	Chief Inspector, State Children's Relief Department .....	281	17	1
W. J. Jamieson .....	Clerk, Education Department .....	63	0	0
Henry Lord .....	Lecturer, Sydney Technical College .....	218	15	0
S. A. Kenny .....	Lecturer, Teachers' College .....	264	15	7
T. W. Prudamis .....	Attendant, Parramatta .....	77	1	3
T. Kinnimont .....	Clerk, State Children's Relief Department .....	203	5	10
J. F. Bourke .....	School Attendance Officer .....	236	2	6
		£3,501	13	0

## From Public Works Fund—

Purchase of "Bidura," Glebe Point, as a depot, State Children's Relief Department, £4,125.

Ormond House, the existing depot for State children, has not sufficient accommodation and did not lend itself to extension. An opportunity was afforded of purchasing the house and property known as "Bidura," Glebe Point, from Dr. W. F. Burdett, for £4,125, and it was bought for this price.

These premises are regarded as being eminently suited for the purposes of a depot, having extensive grounds and good accommodation. There was no vote for this purchase on the Departmental Estimates.

## LABOUR AND INDUSTRY.

## From Consolidated Revenue Fund—

Board of Trade Contingencies, £1,577 16s. 10d.

This amount was provided to meet the fees of the four additional Commissioners and the travelling expenses of the Board of Trade. A sum of £3,000 was placed on the

Departmental Estimates for this purpose, but was excised before the Estimates were presented to Parliament, with the result that at the end of two months the Treasurer had to find the fees and expenses for the remainder of the year.

New South Wales Board of Trade—Technical Commission of Inquiry, Broken Hil, £10,984 5s. 1d.

This amount represents the cost of the Commission to 30th June, 1920. The Commission was appointed by the late Government to inquire into the matter of miners' phthisis.

Relief of Unemployed—Sustenance, £12,231 17s. 4d.

The Labour and Industry Department was only concerned in the expenditure of £200 of this amount, which was used in connection with finding employment for about thirty unemployed at the Government Agricultural Farm at Scheyville; £12,231 17s. 4d., it is understood, was spent in affording relief to waterside workers who were thrown idle owing to the engineers' strike. The relief consisted of food orders, which were issued through the Influenza Administrative Committee—that body already having the necessary staff and machinery at its disposal in connection with the issue of influenza relief.

## DEPARTMENT OF MINES.

## From Consolidated Revenue Fund.

Miscellaneous Services—Cost of Royal Commission to inquire into the Coal Mining Industry, £5,282 8s. 10d.

In March, 1919, as a result of a demand by the coal-miners, the Federal Government agreed to an increase in wages. The State Government, however, saw no reason for the granting of this increase, and decided to institute an investigation, with the result that Mr. J. L. Campbell, K.C., was appointed a Royal Commissioner to inquire into matters specified in ten questions set forth in the Commission issued to him. Evidence was entered upon on 22nd April, and the inquiry continued until 23rd September, 1919—the Commissioner's report being furnished on 7th November, 1919. The sum of £4,000 was originally placed on the Estimates of the Mines Department in July, 1919, at the request of the Premier, to meet the cost of the inquiry, but owing to the protracted nature of the proceedings, this sum proved inadequate, and further charges totalling £5,282 had to be met. The Department of Mines was only debited with the lump sum, the accounts in detail being handled by the Department of the Attorney-General and of Justice. The excess expenditure was distributed in Commissioner's fees, Counsel's fees, salaries of Secretary and Staff, honorarium to expert accountants, Crown Solicitor's representation, and supplies and incidental expenses.

## DEPARTMENT OF AGRICULTURE.

## From Consolidated Revenue Fund.

Agriculture Salaries—Basic wage, £6,139 6s. 7d.

This sum represents increased wages earned by temporary and casual employees of the Hawkesbury Agricultural College and Experiment Farms, &c., under the Board of Trade's declaration of October, 1919. As, naturally, no provision was made for this extra expenditure when the Estimates were framed, the funds of the Agricultural Colleges and Experiment Farms Farm Account in Special Deposits (from which this increased payment was met) were insufficient.

Stock and Brands Salaries, basic wage, £2,697 16s. 6d.

The basic wage declaration of the Board of Trade in October, 1919, was applied to casual employees (Assistant Stock Inspectors, Gatekeepers, &c.), engaged on the Queensland border. No provision being made on the 1919–20 Estimates; the appropriation was insufficient to meet the charge.

Stock and Brands Contingencies, £3,649 16s. 3d.

This expenditure represents increased basic wage, extra men employed in the tick areas, higher cost of travelling expenses, and material, &c.



## APPENDIX I—continued.

## From Public Works Fund—

Hawkesbury Agricultural College—Installation of new boiler, £2,232 9s.

£1,025 of this amount, which covers part of the cost of boiler and mechanical chain grate stoker, was expended pending the passing of the 1919–20 Estimates on which funds were provided for the purpose. Later in the year when the vote became exhausted, further excess expenditure to the extent of £1,207 4s. 3d. was incurred. The old boiler was worn out and a menace to the safety of the staff. The installation was carried out under the supervision of the Public Works Department. As with all other work, the wages and materials have been higher than originally estimated.

## From General Loan Account—

Grain Terminal Elevators—Construction of, and for purposes incidental thereto, £218,121 13s. 9d.

The Votes provided for the terminal elevator at Glebe Island in connection with the scheme for the storage, &c., of wheat became exhausted. The above amount represents expenditure on construction work, &c. Portion of it, viz., £179,764 18s. 9d. was covered by appropriation on the passage of the 1919–20 Estimates, leaving a balance of £38,356 15s. to be covered by Parliamentary appropriation in the year 1920–21.

## WATER CONSERVATION AND IRRIGATION COMMISSION.

## From Consolidated Revenue Fund—

Water Conservation and Irrigation Commission Establishment Contingencies, £872 19s. 6d.

Mainly as a result of the high price of materials, and the application of the basic wage to employees of the Commission, such as survey hands, maintenance men, and others, the amount voted on 1919–20 Consolidated Revenue Estimates became exhausted towards the close of the financial year, and it was necessary to overdraw the vote to the extent of £782 19s. 6d.

To pay the difference between Military and State pay of officers and employees of the Murrumbidgee Irrigation Areas on active service, £4,409 0s. 2d.

A sum of £3,000 was voted in 1919–20 to meet expenditure under this heading. The amount voted proved to be insufficient. This was due to the fact that a number of workmen who had been employed on the Murrumbidgee Irrigation Areas before going on active service applied, on their return, that their wages should be made up. They were previously unaware that the concession had been granted by the Government to employees, some of whom had joined the military forces before the late Government decided to extend this privilege to them.

## From General Loan Account—

For the construction of Burrinjuck dam, Murrumbidgee canals, and works generally, Murrumbidgee irrigation areas, purchase of stock, assisting settlers, payment of tenant rights, &c., £50,000.

The contract for the construction of a concrete dam at Burrinjuck was let, at schedule rates, to Messrs. Lane and Peters in 1909.

For reasons that could not have been anticipated at the commencement of the contract, the extent of the works has been increased considerably, and construction is still in progress.

In January, 1918, the contractors applied to the Commission for a revision of the ruling rates under the contract.

After a close investigation of the claim, the Commission decided that the contractors were entitled to a reimbursement as a matter of equity, and referred the matter for the favourable consideration of Cabinet with a recommendation for inquiry by an independent authority. Cabinet appointed a committee of engineers who investigated the claim and subsequently reported with a recommendation that the contract be terminated subject to certain conditions involving increased payments to the contractors.

The engineers' report, having been presented to Cabinet, was referred to a committee consisting of the Attorney-General, the Solicitor General, and the Minister for Agriculture. This committee conducted negotiations for settlement with the contractors and ultimately it was agreed that Messrs. Lane and Peters relinquish the contract and that the matter be referred to arbitration.

Mr. C. Le M. Walker has been appointed to act as arbitrator and the case is still proceeding.

The interim payment (£50,000), provided under the agreement, was conceded with the knowledge that the total net commitments involved in the agreement must be appreciably in excess of such amount, and the amount would be reasonably secured by the value of plant and material to be taken over from the contractors. The value of these, as subsequently arrived at between the parties, was £48,255.

The balance on the existing vote for the construction of Burrinjuck dam, &c., Act 25, 1918, was insufficient to meet this payment, and the Treasurer's approval was obtained to a disbursement to this extent from Loan Expenditure Suspense Account.

Shallow boring, to provide water supplies for settlers, £3,164 14s. 10d.

Owing to the continued dry spell in the country districts the applications for shallow bores from various parts greatly increased, and the plants then in the possession of the Commission were not sufficient to cope with the demand.

It became very desirable to increase the rate at which the bores were being sunk, and it was decided that five new plants could be efficiently and economically managed.

The Treasurer was approached with a request that funds might be provided pending the passing of next year's Loan estimates. The request was granted, and the amount made available was expended as above indicated.

To provide for the settlement of returned soldiers on irrigation farms, and to assist them in the development thereof, £240,874 14s. 4d.

An amount of £50,000 was voted on the Loan Estimates 1918–19, Act 25, 1918.

As a result of the work of soldiers' settlement being vigorously pressed forward on the Murrumbidgee Irrigation Area, the amount voted proved inadequate, and it was necessary before the close of the year to expend an additional amount of £9,930 3s.

## From General Loan Account—

From the commencement of the financial year 1919–20, up to the date of the passing of the Loan Act, 1919, assented to on 9th December, 1919, it was necessary that funds should be provided from Loans Expenditure Suspense Account. The amount expended under such provision, viz., £240,874 14s. 4d., was covered by the vote of £900,000, included in the 1919–20 Loan Estimates.

## DEPARTMENT OF LOCAL GOVERNMENT.

## From Public Works Fund—

Re-construction of Bunnerong-road, £2,543 14s. 7d.

The above-mentioned road, which is the means of access to the Coast Hospital at Little Bay, had fallen into disrepair. In view of the threatened outbreak of influenza in Sydney, and the probability that a number of patients would have to be taken to the hospital, the need of placing the road in repair became urgent.

The estimated cost of re-constructing the road was £16,400, and the councils through whose area the road passes, viz., Randwick, Mascot, and Botany, agreed to contribute to the extent of £8,200. Any further amount required was to be provided by the Government.

The funds at the disposal of the Department were insufficient to meet the balance of the cost of the reconstruction, and application was made to the Treasurer to provide a further amount of £9,000. The Treasurer on 6th February, 1918, approved of the expenditure being charged against the Public Works Account, Expenditure Suspense Account, in anticipation of Parliamentary appropriation on the 1919–20 Estimates.



## APPENDIX 1—continued.

The amount expended during 1919-20 from the Public Works Account, Expenditure Suspense Account, on the work carried out was £2,543 14s. 7d. An amount of £8,000 was provided on the Estimates for 1919-20 for the work and the expenditure from Expenditure Suspense Account was recouped from the amount voted.

Road from Botany to Rockdale along Lady Robinson's Beach, £2,572 10s. 7d.

The work of providing a road from Botany to Brighton-Le-Sands, through the Sewage Farm, along Lady Robinson's Beach, Ross-street, through section A of the Sunset Estate and section of New Brighton Estate to Bruce-street, and the Grand Parade, has been in hand during the past few years. Owing to the increase in the cost of labour and material, &c., the funds provided by Parliament, viz., £7,000, were practically exhausted at the end of 1919.

As the work could not be stopped, and also as a number of returned soldiers were being employed on the work, arrangements were made with the Treasurer for funds to be provided from "Public Works Expenditure Suspense Account" pending the provision of funds on the Estimates for 1920.

The amount which had been charged to "Expenditure Suspense Account" up to 30th June, 1920, was £2,572 10s. 7d.

## MINISTER FOR HOUSING.

From General Loan Account—

State Housing Department—for construction of buildings, &c., £46,683 11s. 10d.

The amount in question was expended, in accordance with arrangements made between the late Minister for Housing and the late Minister for Public Works, in connection with the purchase in August, 1919, of a cargo of 4,243,963 super. feet of oregon from the Mitsui Bussan Kaisha, Limited, having in view a report by the Manager of the State Timber Yards that the price of oregon timber was rising rapidly, and that the offer was regarded by him as a particularly advantageous one to the Government. As prompt payment of the amount involved was essential it was arranged that it should be paid by the Housing Department—the State Timber Yards to take over any quantity of the timber that might not be required for Housing purposes. At a later date (16/11/19) the Architect to the Housing Board reported that in view of the high price of oregon he had cut out most of the sawn timber for Housing work, but if it could be supplied at 35s. per 100 feet super. a quantity could be used. On a quote, in reply, of 40s. being received, it was arranged that the timber should be taken over by the State Timber Yards.

The total quantity sold to 27th November, 1920, was approximately 3,243,963 super. feet. It realised £53,525, which showed a gross profit on this portion of the cargo of £17,842.

The balance in hand at the date mentioned—approximately 1,000,000 super. feet—is expected to realise £16,500, which will show a gross profit on this quantity of approximately £5,500.

On the foregoing figures, after providing for all trading, administrative, statutory charges, and appropriations, a net profit amounting to £1,065 will be made on the transaction.

## OTHER SERVICES.

From Consolidated Revenue Fund—

Expenses in connection with pneumonic influenza epidemic, £329,766 17s. 4d.

In connection with the policy of the Government to fight the pandemic with a view to minimising the spread of the disease amongst the community it was necessary to incur extraordinary expenditure.

Local committees were appointed with the object of affording relief and assistance to those who were afflicted, or who were prevented from following their usual employment, and others who were directly affected by the outbreak consequent upon the measures adopted to combat the pandemic.

Emergency hospitals and isolation camps were established, and border restrictions imposed.

The Government also instituted a scheme for insurance under which the next-of-kin of persons who died in the performance of duty, as a result of being brought into contact with cases of pneumonic influenza, received a death benefit of £500.

The following are the respective headings under which the expenditure was made:—

Incurred owing to Government action—			
Newcastle Agricultural, Horticultural, and Industrial Association..	£	s. d.	£ s. d.
Royal Agricultural Society of New South Wales	1,250	0 0	
	18,234	19 3	
			19,414 19 3
Compensation for closing of Theatres during Epidemic			1,657 17 7
			21,142 16 10
Insurance against Sickness — Government Employees			7,742 17 1
Assurance—Death Benefits			23,000 0 0
Bonus to Mr. W. Morby—for services in connection with Influenza Relief Work			20 0 0
West Wallsend Colliery Claims			16 1 10
South Seaham—Outbreak			9 13 9
Canbelego			275 7 6
City Executive—Newcastle Outbreak			8,693 4 1
Cessnock Quarantine Camp			243 15 1
Albury Quarantine Station			442 19 7
Cockburn Quarantine Camp			225 2 10
Country Influenza Committee			59,349 5 6
Relief by Benevolent Society of N.S.W.			6,024 3 1
Claims by Metropolitan Hospitals			9,675 6 5
Claims by Friendly Societies			3,326 1 4
Health Department—Expenses			79,199 11 10
Cost of Vaccine—Master Retailers			428 1 6
Remuneration of Teachers, Education Department and others engaged on clerical work			15,103 13 1
Red Cross Society—Claim			11,938 6 10
St. John of God Hospital			400 0 0
Administrative Committee			82,704 16 10
Miscellaneous			75 12 4
Total			£329,766 17 4

A vote to authorise the payments was submitted to and appropriated by Parliament under the Appropriation Act, 1920-21.

Relief to Unemployed, £33,135 19s. 11d.

In March, 1920, it was represented to the Government that the position of the unemployed in New South Wales was bad. Owing to the severity of the drought in many parts of the State numbers of country workers had drifted into the city. Relief works were started at Bankstown, Matraville, and Liverpool.

The sum of £1,100 was expended in the construction of road work in the Soldiers' Settlement at Bankstown, and the sum of £9,856 0s. 4d. on the formation of roads in the Soldiers' Garden Village at Matraville.

The expenditure of £9,873 19s. 6d. was incurred in connection with the improvements of the Main Southern road between Liverpool and Campbelltown.

The expenditure of £1,763 17s. 9d. for reconditioning Parramatta-road was incurred on the section of the road from Ashfield to Parramatta.

There was a great deal of distress occasioned at Cobar and Canbelego, owing to the continued drought, which necessitated the closing of the mines. The Government agreed to absorb the unemployed on useful work in lieu of issuing relief for which no return would be obtained.

It was decided to provide funds for carrying out the improvements of the water supply at Cobar, and also at the Government Tank at Canbelego, the sums expended being £476 5s. 7d. and £255 2s. respectively.

Relief work was carried out under the supervision of the Sydney Harbour Trust at Glebe Island to absorb approximately 356 unemployed, the unauthorised expenditure in connection therewith amounting to £6,837 9s. 8d.

Owing to the industrial upheaval at Broken Hill, relief work for returned soldiers was authorised in June, 1919.

Only returned soldiers were employed at the works. The expenditures incurred were principally upon roads



## APPENDIX 1—continued.

within the Broken Hill district, the intention being to keep returned soldiers employed pending the recommencement of work in the mines. The unauthorised expenditure on this item amounted to £2,973 5s. 1d.

The eight items referred to account for the expenditure of £33,135 19s. 11d. on "Relief to Unemployed."

Carriage of fodder for starving stock, £226,714 16s. 2d.

Section 10 of the Government Railways (Amendment) Act, 1916, provides that:

Where Parliament or the Governor directs the Commissioners to carry out any system or matter of policy which occasions or results in any increase of expenditure by the Commissioners or any decrease of the revenue of the railways and tramways, the annual amount of the increase of expenditure or decrease of revenue shall from time to time be notified in writing by the Commissioners to the Auditor-General, and if certified by him shall be placed to the credit of the account of the Commissioners in the Treasury.

Accounts totalling £226,714 16s. 2d. were submitted by the Railway Commissioners in terms of the above section, representing losses on revenue for freight on wheat fodder carried to drought-stricken districts.

No provision for the payment having been made in the Estimates, payment was authorised from Expenditure Suspense Account.

Gratuities to retired railway and tramway employees, £66,934.

These gratuities were based on the payment of £1 for each year's service to railway and tramway employees who joined the Service prior to 22nd October, 1888. As the payment was agreed upon after the Estimates had been passed, it was necessary to charge the amount involved, namely, £66,934, to Expenditure Suspense Account, pending Parliamentary Appropriation.

Chaff distribution to necessitous farmers, £6,955 2s. 4d.

In October, 1919, the Government decided to despatch chaff to the North Coast for distribution to farmers through the Primary Producers' Union, the amount involved, namely, £6,955 2s. 4d., to be recovered from the farmers to whom the chaff was distributed. As no vote was available to meet the cost of the purchase of the chaff, payment was made from Expenditure Suspense Account.

4. *Mr. Cocks.*] We might pass the first item of £7,220 3s. 4d. in regard to motor-cars, but, in doing so, I think we should express the opinion that State motor-cars should only be used for purely official purposes, and that every possible effort should be made to economise in expenditure in respect of their use.

5. *Mr. Cleary.*] I concur in the views expressed by Mr. Cocks being recorded as a resolution of this Committee.

6. *Chairman.*] I declare the resolution carried.

7. *Mr. Cleary.*] I do not think we can query the next item of £15,345 17s. 2d. for entertaining soldiers and assisting the Returned Soldiers' and Patriotic Associations, &c.

8. *Mr. Cocks.*] No, we might pass that.

9. *Chairman.*] Very well.

10. *Mr. Cleary.*] In regard to the expenditure of £1,870 0s. 4d. in respect of the second inquiry into the sale of wheat, should not this have been borne by the Wheat Pool?

11. *Mr. Cocks.*] No, I think it was a matter for the State Government.

12. *Mr. Cleary.*] That being so, we might pass the item.

13. *Mr. Cocks.*] And also, I think—

	£	s.	d.
Relief granted in Peace Week..	8,406	17	8
Royal visit..	9,721	6	4
Aborigines Protection Board ..	3,959	15	11
Police salaries ..	129,495	13	5
Police contingencies ..	61,122	15	2
Board of Fire Commissioners ..	8,417	10	0
Maintenance, &c., of destitute persons	31,397	18	3

14. *Mr. Cleary.*] I concur.

15. *Chairman.*] I declare those items passed.

16. *Mr. Cocks.*] In regard to distribution of blankets to the poor (£4,625), I think relief of this character should be distributed as far as practicable through recognised charity channels, such as benevolent and other non-sectarian local societies, and that the element of political patronage should be eliminated as much as possible.

17. *Mr. Cleary.*] Municipal and shire councils should, I think, be regarded as suitable bodies for such distribution in localities where charitable societies do not exist. With an addition to that effect I suggest that the views expressed by Mr. Cocks be recorded as a resolution.

18. *Mr. Cocks.*] I agree.

19. *Chairman.*] Then I declare the resolution carried.

20. *Mr. Cocks.*] The next four items—

	£	s.	d.
Relief of distress at Broken Hill ..	5,219	9	10
Relief of distress at Cobar and Canbelego..	2,729	3	4
Unemployed sustenance..	2,805	0	0
Public health contingencies ..	30,258	0	10

—do not appear to call for any special comment, and might be passed.

21. *Mr. Cleary.*] Those items seem to be justified, and we might also pass lunacy salaries, £47,240 0s. 8d., and contingencies, £24,142 1s. 7d.; aid to hospitals, &c., £24,998 16s. 4d.; and special grants to hospitals, £2,965 3s. 6d.

22. *Mr. Cocks.*] Yes, the basic wage necessitated a considerable portion of that expenditure, and the balance is of a nature that could not readily have been foreseen.

23. *Chairman.*] Then we shall regard those items as passed.

24. *Mr. Cocks.*] We now come to the purchase of "Montrose," Burwood, for a maternity hospital, £5,351 8s. 8d., and of "Fernleigh," Ashfield, as a maternity rest house, £5,316 2s. 7d. The explanation furnished gives no details of the procedure followed in purchasing these two places. Apparently they were private contracts, and I think the Committee should place on record a recommendation that, in order to safeguard the interests of the Government in such purchases to the fullest extent possible, independent valuations should be obtained before completing the contracts.

25. *Mr. Cleary.*] I second the proposal; the Valuer-General should be consulted.

26. *Chairman.*] I declare the resolution carried.

27. *Mr. Cocks.*] The next few explanations seem reasonable, and I think we might pass—

	£	s.	d.
Government Printer, contingencies ..	51,520	12	1
Navigation Department, salaries ..	3,878	13	8
Navigation Department, contingencies	4,376	3	4
Sydney Harbour Trust, salaries ..	4,441	16	1

28. *Chairman.*] In regard to the Sydney Harbour Trust contingencies item, I notice part of the expenditure is attributed to the visit of the Prince of Wales. I do not think it altogether fair, nor is it good from a public policy point of view, to base the excuse for this excess expenditure partly upon the Prince. In order to consolidate our relationship with England it is necessary to encourage a feeling of loyalty to the Royal Family, but if people see large items of expenditure by various Departments attributed to the visit of His Royal Highness, it may have quite a different effect and act as a damper to the feelings of loyalty which it is desired to foster.

29. *Mr. Cocks.*] I agree with the Chairman's views, but apparently the expenditure in this direction by the Sydney Harbour Trust only represented a comparatively small portion of the total excess expenditure.

30. *Chairman.*] Very likely, but the Commissioners do not indicate the amount.

31. *Mr. Cocks.*] Perhaps you would like to defer consideration of this item for the present and obtain further information.



APPENDIX 1—*continued.*

32. *Chairman.*] Yes, I think we might let this item stand over for the time being. In the meantime we might pass the other items enumerated by Mr. Cocks.

33. *Mr. Cleary.*] I concur.

34. *Chairman.*] We will pass on then to the next item—Stores Supply Department, contingencies, £42,400 13s. 9d.

35. *Mr. Cocks.*] I think it would be well to let consideration of this item also stand over for the present, as portion (a) does not at first glance appear to be very explicit. We then come to exchange on remittances, £2,942 13s. 6d. The explanation seems satisfactory.

36. *Mr. Cleary.*] It is quite satisfactory so far as I am concerned, but the next item of £14,176 3s. 3d. for sewerage and water rates on Government properties is a large amount.

37. *Mr. Cocks.*] Yes, but presumably the rates had to be paid. In regard to rates on Government properties, I understand that where such properties are used entirely for Governmental purposes they are not ratable, but where they are, say, leased, and rentals are derived therefrom, rates have to be paid.

38. *Mr. Cleary.*] Under the circumstances, perhaps we are justified in also passing that item.

39. *Chairman.*] Then we will regard the expenditure in respect of exchange on remittances and sewerage and water rates as justified.

40. *Mr. Cocks.*] Interest on moneys in temporary possession of the Government, £20,339 15s. 7d., and interest on advances by banks, £60,411 7s. 9d., were charges apparently that had to be met, and I propose that they be passed.

41. *Mr. Cleary.*] I concur.

42. *Chairman.*] I declare these two amounts passed.

43. *Mr. Cocks.*] Adjustment of salaries, £359,658 12s. 10d., was due to the operation of the basic wage, and was unavoidable so far as the Department was concerned. Gratuities to officers on retirement, £14,743 2s. 8d., was also an obligation that had to be met. I recognise that it is not easy to gauge accurately what will be required each year under this heading. Repairs to properties resumed for the city and suburban electric railway, £3,601 15s. 4d., was no doubt necessary expenditure, and was considerably more than covered by the rentals received.

44. *Mr. Cleary.*] I agree to those three items.

45. *Chairman.*] I declare them passed.

46. *Mr. Cocks.*] Cost of fares of sailors and members of the A.I.F. and their relatives, £283,213 12s. 9d., although a large amount, is one I think we must pass; and also refund of probate duty, £64,357 4s., in respect of the Sir Samuel McCaughey bequest to dependents of soldiers.

47. *Mr. Cleary.*] I concur.

48. *Chairman.*] Then those two items are passed.

49. *Mr. Cleary.*] The next two items—alterations to launch "Premier," £48 12s. 1d., and equipment for testing explosives, £12 0s. 5d.—are very small, and the explanations seem reasonable.

50. *Mr. Cocks.*] And I think we might also pass the next item—Sydney Harbour Trust—construction of works generally, and for the improvement of the port, £137,902 4s. 6d. The Harbour Trust Commissioners, I understand, will have this expenditure added to their loan capital, on which they have to earn interest at the rate prescribed in their Act.

51. *Mr. Cleary.*] I am agreeable to the Harbour Trust item.

52. *Chairman.*] Then we will regard these three further items as duly passed.

53. *Mr. Cocks.*] We now come to the railways and tramways which, combined, show an excess expenditure of £2,046,831 10s. 6d. from Consolidated Revenue Fund. These are very large figures, and I think the Committee should express the view that whilst it recognises that the increase in the basic wage during the financial year under review created abnormal conditions not foreseen when the Estimates were prepared, on general principles such enormous expenditure in excess of the estimates should not be allowed. I think we should add that the Committee is of opinion that the various departments should keep more in

accord with the estimated expenditure, and not merely rely upon this Committee to sanction any excess expenditure they may incur during the year.

54. *Chairman.*] I think, in framing a resolution in the terms indicated by Mr. Cocks, it should be particularly pointed out that the unauthorised expenditure for 1919-20 amounted to the enormous sum of £6,767,870 15s. 11d.—approximately one-sixth of the total expenditure for the year from Consolidated Revenue, Loans, and Public Works Funds.

55. *Mr. Cocks.*] I am quite in accord with the Chairman's suggestion, and propose the resolution in the following terms:—

The Committee desires to draw attention to the enormous sum—£6,767,870 15s. 11d.—expended by the various departments during the financial year 1919-20 without Parliamentary sanction, such sum representing about one-sixth of the total expenditure for the year from all sources.

Whilst recognising that the increase in the basic wage during the financial year under review created abnormal conditions not foreseen when the Estimates were prepared, on general principles such large expenditure in excess of the estimates, as shown by the Railway Department, should not be allowed. The various departments should keep within their estimated expenditure unless absolutely unforeseen and urgent circumstances arise, and should not merely continue spending when their votes run out, relying upon the Committee to afterwards sanction such excess expenditure.

56. *Mr. Cleary.*] I quite approve of the proposed resolution.

57. *Chairman.*] Then I declare it duly carried.

58. *Mr. Cocks.*] In view of the resolution, I think we might pass the expenditure of the Railway Commissioners from Public Works Fund and from General Loan Account.

59. *Mr. Cleary.*] I agree.

60. *Chairman.*] All right, we will regard them as passed.

61. *Mr. Cocks.*] Attorney-General and Justice—contingencies, £4,541 7s. 4d., and Petty Sessions—contingencies, £5,483 15s. 4d., seem to be due mainly to the Department's estimates being reduced, and, whilst this cannot be regarded altogether as a sound excuse, the nature of the excess expenditure in these two instances is such that I think these two items might be passed.

62. *Mr. Cleary.*] I concur.

63. *Mr. Cocks.*] The same conditions apply to the Department of Lands—contingencies, £23,553 8s. 3d., and I am in favour of this, and also payment of monetary value of leave due to deceased officers, £1,175 7s. 8d., compensation for improvements on scrub and 18th section leases, £7,239 2s. 4d., and carriage of water to necessitous farmers in Trundle and Bogan Gate districts, £1,046 13s. 4d., being passed. Then in regard to the purchase and improvement of a site for a racecourse at Murrumburrah, £3,500, this expenditure apparently was incurred to provide a new racecourse in place of the old one, which it was found necessary to partly take for the purpose of subdividing into town blocks, which realised £2,785 for nineteen out of the twenty-eight blocks sold. The Department does not consider there will be any loss on the transaction, so we might pass that, too.

64. *Mr. Cleary.*] I am agreeable.

65. *Chairman.*] Then those items—seven in all—are duly passed.

66. *Mr. Cleary.*] Rural Industries Board, £15,028 6s. 9d. From the explanation it appears that the operations of the Board were commenced after the Estimates for the year were passed, but the information given is somewhat meagre.

67. *Mr. Cocks.*] I think we might ask for further information. At any rate, we might leave this item for the present.

68. *Mr. Cleary.*] Yes; I think we might pass on to other items and pass those that are satisfactorily explained.



## APPENDIX 1—continued.

69. *Mr. Cocks.*] The explanations in regard to the excess expenditures of the Lands Department from General Loan Account might, I think, be regarded as satisfactory.

70. *Mr. Cleary.*] Yes, I am satisfied with them.

71. *Chairman.*] Then we will pass them, viz.:—

	£	s.	d.
Acquisition, &c., of lands for small holdings for returned soldiers ..	112,899	3	9
Subdivision and improvement of Crown or acquired lands to be leased or otherwise disposed of to returned soldiers &c. ..	145,460	1	8
Purchase of sheep for stocking Crown lands or resumed areas for returned soldier settlements ..	27,448	0	0
Purchase of rabbit-proof wire-netting ..	7,340	2	6
Animal industry—erection of depôts, &c. ..	467	5	11

72. *Mr. Cocks.*] That brings us to the Public Works Department. I am in favour of passing—

	£	s.	d.
Roads .. .. .	2,669	13	0
Bridges .. .. .	4,347	19	6
Punts, ferries, and launches .. ..	8,893	12	6
Public watering-places .. .. .	1,065	8	7
Harbours and rivers .. .. .	9,893	11	0

but in regard to the next item—dredge service, £16,042 0s. 8d., plus £1,215 14s. 8d. for basic wage—the Chief Engineer for Harbours and Drainage reports that owing to his estimates being reduced (and he advances the same argument in other instances) the amount at his disposal was insufficient, and in effect he states that he would not work on the reduced basis of expenditure. If his estimates were cut down, I take it, they were reduced with the object of his keeping within the lessened amount, and there does not appear to me to be justification for officers assuming that they have the right to spend up to the original amount for which they asked, as presumably the reduced amounts are placed on the Estimates after full consideration of reasonable requirements.

73. *Mr. Cleary.*] I agree to the items enumerated by Mr. Cocks being passed, but in regard to the dredge service, perhaps the reductions referred to by the engineer were made in a somewhat haphazard way, simply to balance the accounts for the year.

74. *Chairman.*] I might declare the five items enumerated by Mr. Cocks passed, so as to clear them off. There is some basic wage expenditure under the dredge service.

75. *Mr. Cocks.*] Yes, but I think it should be clearly pointed out that this Committee does not consider the cutting down of the estimates submitted by departments as a legitimate excuse to continue spending at the rate originally proposed.

76. *Mr. Cleary.*] But there is a possibility, in the case of the railways, for instance, of someone not understanding the position cutting down the original estimate too much.

77. *Mr. Cocks.*] We have dealt with the Railway items. I, however, recognise the possibility of what Mr. Cleary indicates occurring, but, generally speaking, the reduction of a department's estimate is not a legitimate excuse for exceeding the amount allotted.

78. *Mr. Cleary.*] That is so.

79. *Mr. Cocks.*] And I think we should record our views in the matter.

80. *Chairman.*] It seems to me where an officer reports to the Government that he cannot carry on with the reduced amount, and the Government replies that its policy is only to provide that amount, it is the duty of the officer to respect the Government's wishes.

81. *Mr. Cleary.*] I quite agree with that, but there is the other aspect that the reduction may be made by someone who knows nothing about the requirements of the particular work merely for the purpose of keeping the estimated expenditure within the estimated revenue. By this means reductions may be made where it is least desirable to make them.

82. *Mr. Cocks.*] Apart from that aspect, let us clearly record that the cutting down of the original estimate submitted by a department should not be regarded as a reasonable excuse to exceed the amount appropriated by Parliament for expenditure during the year.

83. *Mr. Cleary.*] Very well.

84. *Chairman.*] Then I declare that carried.

85. *Mr. Cocks.*] Apropos of Mr. Cleary's remarks, I notice, in regard to Sydney Water Supply—Avon River Scheme, £33,573 19s. 3d.—that the excess expenditure is attributed to increases in wages and materials, and to the fact that the estimates of this important and urgent work were cut too low to enable it to be carried on continuously. I think the Committee should express the opinion that it is unreasonable in a necessary work of this character to cut down the estimates when it is known that the money must be spent. I propose that as a resolution.

86. *Mr. Cleary.*] I second the proposal.

87. *Chairman.*] I declare the resolution carried.

88. *Mr. Cocks.*] There is nothing else under the Public Works Department that I wish to comment upon, and if the Committee be agreeable I think we might pass the remainder of that department's items.

89. *Mr. Cleary.*] That means the items temporarily passed over to discuss the Avon River scheme, and the remaining items to the end of the Public Works Department's list. I am agreeable to passing them.

90. *Chairman.*] Then I declare the following items passed:—

	£	s.	d.
Dredge service .. .. .	16,042	0	8
Dredge service—basic wage .. ..	1,215	14	8
Public buildings .. .. .	5,033	18	9
Equipment, travelling, &c. .. ..	8,582	17	8
Rents, cleaning, insurance, &c. . .	1,858	19	5
State Abattoirs sewerage .. .. .	3,605	10	5
Metropolitan Board of Water Supply and Sewerage—			
Salaries, basic wage .. .. .	5,415	16	6
Contingencies, basic wage .. ..	82,348	16	9
Hunter District Water Supply and Sewerage—Salaries, basic wage ..	1,425	19	2
Metropolitan Board of Water Supply and Sewerage—Renewals of water mains, sewers, &c. .. ..	8,704	9	1
Port Kembla improvements .. ..	10,140	4	8
Coff's Harbour improvements .. ..	6,586	10	3
Manning River improvements .. ..	276	10	11
Wagonga River improvements .. ..	1,344	5	5
Country towns water supplies .. ..	2,919	5	10
Sydney Water Supply, Avon River, scheme .. .. .	33,573	19	3
Hunter District Water Supply amplification .. .. .	1,533	16	3
Metropolitan sewerage and stormwater channels .. .. .	25,340	3	8
Country towns sewerage and stormwater channels .. .. .	3,698	9	8
Newcastle sewerage .. .. .	21,526	2	11
Orissa street stormwater channel ..	3,213	10	3
Waverley stormwater drainage .. ..	89	0	0
Central Railway Station .. .. .	5,647	8	2
State Timber Yards, Uhr's Point ..	445	2	10
Metropolitan Board of Water Supply and Sewerage, General Reticulation, &c. .. ..	327,427	19	5
Construction and ventilation of sewers ..	62,713	5	6
Hunter District Water Supply and Sewerage—Extension of water supply to Stockton .. .. .	859	6	8

91. *Mr. Cocks.*] In regard to Public Instruction Contingencies, the Department's explanation states that the estimates for 1919-20 were carefully prepared, the amounts noted for contingency payments being based on actual rates of commitment, but that, without reference to the Department, the item for contingencies was reduced at the Treasury by a total amount of £55,350. This discloses an



## APPENDIX 1—continued.

action which to my mind is quite wrong. Whilst the Treasurer should insist upon departments exercising every possible economy, it is useless and misleading for the Treasury to cut off a large amount such as this from the Estimates when the Department is committed to the expenditure. In such circumstances the proper thing to do is to face the expenditure and provide for it in the Estimates. In connection with this item I propose a resolution in the following terms:—

The Committee considers that if, when the estimates were prepared, a sum of £55,350, which it was recognised was sure to be spent during the year, was cut off the estimates as submitted by the Department concerned, it should be the policy of the Government, instead of permitting such a reduction to be made, to admit the expenditure and provide for it in the ordinary way on the estimates to be submitted to Parliament.

92. *Mr. Cleary.*] I think that will meet the case, and I second the proposal.

93. *Chairman.*] I declare the resolution carried.

94. *Mr. Cleary.*] We might, I think, pass the next two items—Postal and Telegraphic Services, £2,487 12s., and Allowances to widows and dependents of officers of monetary value of leave at time of death, £3,501 13s.

95. *Mr. Cocks.*] Yes; the explanation seems satisfactory.

96. *Chairman.*] Then they are passed; but I would like the Committee to specially consider the item of £4,125 for the purchase of "Bidura," Glebe Point, from Dr. W. F. Burfitt, as a dépôt for the State Children's Relief Department. There was no vote for the purpose on the Estimates, and it does not seem to me to be quite right to make a purchase of this kind in anticipation of a vote, excepting in a case of extreme urgency, which is not apparent in this instance. Then there is no mention in the explanation as to whether an independent valuation was obtained or how the price was arrived at.

97. *Mr. Cleary.*] There is no doubt independent valuations should be obtained in all these cases as a safeguard, but we have already passed a resolution dealing with that matter, which I think covers this case.

98. *Chairman.*] Very well.

99. *Mr. Cocks.*] Coming to the Department of Labour and Industry, I think we may pass Board of Trade—Contingencies, £1,577 16s. 10d.

100. *Mr. Cleary.*] I agree.

101. *Chairman.*] I declare that item passed.

102. *Mr. Cocks.*] The next item, Technical Commission of Inquiry, Broken Hill—the Commission inquiring into miners' phthisis—has cost to 30th June last the large sum of £10,984 5s. 1d. I think we should record our views as follows:—

The Committee expresses the opinion that expenditure in connection with commissions of this character should be keenly watched and supervised by the Minister of the Department under the control of which the Commission has been issued, so that reasonable economy may be ensured.

103. *Mr. Cleary.*] I am agreeable to that.

104. *Mr. Cocks.*] And I think the same remarks may be regarded as applying to the Coal Mining Industry Commission, in connection with which an excess expenditure of £5,282 8s. 10d. is shown under the Department of Mines.

105. *Mr. Cleary.*] Yes, it is a similar case.

106. *Chairman.*] Then I declare that resolution, as relating to both Commissions, carried.

107. *Mr. Cocks.*] We have yet to pass, under the Department of Labour and Industry, an amount of £12,231 17s. 4d. for relief of unemployed. We might also, at the same time, pass the Department of Agriculture items, viz.:—

	£	s.	d.
Salaries, basic wage .. .. .	6,138	6	7
Stock and brands salaries, basic wage .. .. .	2,697	16	6
Stock and Brands—contingencies .. .. .	3,649	16	3
Installation of new boiler, Hawkesbury College .. .. .	2,232	9	0
Grain terminal elevators .. .. .	218,121	13	9

108. *Mr. Cleary.*] I have no objection.

109. *Chairman.*] The explanation of those items are then accepted.

110. *Mr. Cocks.*] We now come to the Water Conservation and Irrigation Commission, which is responsible for five items, viz.:—

	£	s.	d.
Contingencies .. .. .	782	19	6
Difference between military and State pay of employees on active service .. .. .	4,409	0	2
Construction of Burrinjuck Dam, &c. .. .. .	50,000	0	0
Shallow boring, to provide water supplies for settlers .. .. .	3,164	14	10
Settlement of returned soldiers on irrigation farms .. .. .	240,874	14	4

All these are comparatively small, with the exception of the last amount, and I am in favour of passing them.

111. *Mr. Cleary.*] I concur.

112. *Chairman.*] I declare those items duly passed.

113. *Mr. Cleary.*] I am in favour also of passing construction of Bunnerong-road £2,543 14s. 7d. and Botany-Rockdale-Lady Robinson's Beach road £2,572 10s. 7d. under Local Government Department.

114. *Mr. Cocks.*] Yes, the explanations are reasonable.

115. *Chairman.*] Then we will accept the explanations as satisfactory.

116. *Mr. Cocks.*] The State Housing Department's item of £46,683 11s. 10d. for the purchase of a cargo of oregon is a large amount, but according to the explanation a small profit is shown on the transaction. That is fortunate, and perhaps we might accept the explanation.

117. *Mr. Cleary.*] I think so.

118. *Chairman.*] Carried.

119. *Mr. Cocks.*] Under the final heading of "Other Services" I notice some old friends—

	£	s.	d.
Pneumonic influenza epidemic (which I hope we have practically seen the last of) .. .. .	329,766	17	4
Relief of unemployed .. .. .	33,135	19	11
Carriage of fodder for starving stock .. .. .	226,714	16	2
Gratuities to retired railway and tramway men .. .. .	66,934	0	0
Chaff distribution to necessitous farmers .. .. .	6,955	2	4

That ends the list, and I think we might pass those items, and then deal with the general question of the large amount of unauthorised expenditure during the year by a special resolution, which I think we should record.

120. *Mr. Cleary.*] I am agreeable to passing these items, and will be glad if Mr. Cocks will afterwards submit the resolution he proposes.

121. *Chairman.*] I take it that the Committee accepts the explanations in regard to the last five items, and I therefore declare them passed.

122. *Mr. Cocks.*] I desire to propose a resolution in the following terms:—

The Committee has given careful consideration to the amounts of unauthorised expenditure brought under notice, and is of opinion that the legitimate functions of the Public Accounts Committee is to review excess expenditure of an urgent, unexpected, and unavoidable character, arising out of conditions that could not reasonably be foreseen.

The Committee takes strong exception to the very large amounts submitted for its consideration as unauthorised payments in various directions, and considers that in many instances these amounts should have been provided in the Estimates and a more correct statement of the requirements of the Government placed before Parliament and the people of the State.

123. *Mr. Cleary.*] I second that with pleasure.

124. *Chairman.*] I declare the resolution carried.



## APPENDIX 1—continued.

125. *Mr. Cocks.*] In view of that resolution, we might, I think, agree to pass the several items in regard to which we temporarily deferred consideration, viz.:—

	£	s.	d.
Sydney Harbour Trust, contingencies	13,873	7	7
Stores Supply Department, contingencies	42,400	13	9
Rural Industries Board	15,028	6	9

126. *Mr. Cleary.*] Yes, I think the resolution we have just passed meets the position, generally speaking.

127. *Chairman.*] Then I declare those items passed.

128. *Secretary.*] I would suggest, Mr. Chairman, in order to avoid, if possible, calling the members together for another meeting, that I prepare the draft report, and, as

has been done in previous years, send a copy thereof and the minutes of evidence to each member of the Committee. Then, if no alterations are deemed necessary, the report can be presented to Parliament by the Chairman at the first opportunity.

129. *Mr. Cocks.*] I am quite agreeable to the Secretary's proposal to the understanding that the Chairman may call us together again, if he later on deems it advisable, and arrange for the examination of any officers concerned if he should consider it desirable to get any further information on any of the items we were a little doubtful about.

130. *Chairman.*] Very well, we will leave it at that, and the draft report will be submitted to members in due course.

FRIDAY, 1 JULY, 1921.

Present:—

MR. CARLYSLE JOHNSTON (CHAIRMAN).

MR. T. R. BAVIN,

MR. A. A. C. COCKS,

MR. J. J. CLEARY.

131. *Mr. Bavin.*] I desire to thank the Chairman for complying with my request for this further meeting, and also the other members of the Committee for attending to-day. Unfortunately it was impossible for me to be present at the former meeting, and it was not until I had the opportunity of perusing the draft report of the proceedings, sent to me by the Secretary, that I was struck with the importance of the effect of the date of the declaration of the basic wage in regard to various items of unauthorised expenditure submitted to the Committee for inquiry. Practically all through the list of items there is the one factor—the increase in the basic wage—which is to a considerable extent responsible for the excess expenditure. The basic wage is not declared until October, and the preparation of the Estimates begins before June. The basic wage is a dominating factor—directly and indirectly—in the expenditure each year, and now that the public servants are under arbitration, the control of the finances, as a matter of fact, will be largely in the hands of the courts. It seems impossible, under present conditions, for the Estimates to be satisfactorily prepared before the basic wage for the year is declared. At any rate the accuracy of the estimates depends upon the basic wage, and under existing circumstances it seems to me we cannot hope to get them drawn up correctly in any year.

132. *Mr. Cocks.*] I take it you would like the Committee to express something to the effect that, as the basic wage is declared in October and the figures on which the Estimates are prepared have to be calculated a considerable time before such declaration, the Committee holds the view that arrangements should be made for the basic wage to be declared not later than, say, April in each year.

133. *Mr. Bavin.*] Yes, and thus enable the estimates to be submitted on a more accurate basis.

134. *Mr. Cleary.*] To what extent do you regard the unauthorised expenditure to be due to the basic wage?

135. *Mr. Bavin.*] Directly—as far as I can gather from the explanations furnished by the Departments—to between one and two millions, and adding the indirect cost it must amount to considerably more than two millions.

136. *Mr. Cleary.*] I do not regard it in that way. I have gone through the explanations very carefully, and I only make it £672,000, excluding the railways and tramways, or about 11 per cent. of the total of the unauthorised expenditure for the year. I exclude the railways and tramways, as they are trading concerns, and the increased rates and fares more than cover the cost of their basic wage.

137. *Mr. Bavin.*] The railways and tramways should be included for my purpose. It is not a question of financing payment of the basic wage. All I wish to do is to endeavour to have the Estimates more accurately prepared. If, for instance, the basic wage had been declared in April or May, the additional expenditure involved would have been included in the Estimates and voted by Parliament.

138. *Mr. Cleary.*] I am quite in agreement with the principle of having the Estimates prepared on a more accurate basis, but if we make a recommendation as suggested to alter the date of the declaration, and the recommendation be given effect to, it might prove unjust to those concerned, as the period covered by the declaration would be reduced from twelve to six months in making the alteration.

139. *Mr. Cocks.*] Not necessarily; it might be increased to eighteen months.

140. *Chairman.*] In the first place I wish to say, in regard to Mr. Bavin's opening remarks, that if any member of the Committee wants an opportunity of placing something of an important character before the Committee, it is my duty as Chairman to meet his desire. It seems to me that this is rather an important Committee, whose functions should not be slurred. I therefore had no hesitation in convening this meeting in order to afford members an opportunity of dealing with the matter brought forward by Mr. Bavin. Supposing we make a recommendation as proposed, I take it the power of the Committee stops there, that is, our resolution would be in the form of a recommendation only. But can we go as far as that? Certain unauthorised expenditure has been referred to us for inquiry, and we can point out that portion of it is the result of the basic wage increase, but are we justified in going further?

141. *Mr. Bavin.*] Yes; subsection 5 of section 16 of the Audit Act gives the Committee power to lay before the Legislative Assembly any suggestions arising out of any matters submitted for its inquiry which may appear desirable for the better conduct of the public business or keeping of the public accounts.

142. *Chairman.*] That seems quite clear, and it is apparently our duty, as the Public Accounts Committee, to make any recommendation which, in our opinion, would tend to the preparation of the Estimates for submission to the Legislative Assembly on a proper basis. If we were a board of directors we would do so without hesitation.

143. *Mr. Bavin.*] I regard the matter as one of considerable importance, in which we are justified in making a strong recommendation, and I propose the following resolution:—

The Committee desires to draw the attention of the Legislative Assembly to the fact that a large portion of the unauthorised expenditure during the financial year under review was due to the Estimates being prepared and passed before the date of the declaration of the basic wage.

A reversal of this mode of procedure would enable the Estimates to be prepared on a more accurate basis, and consequently sounder information would be placed before the Assembly for its consideration.

144. *Mr. Cocks.*] I second the proposal.

145. *Mr. Cleary.*] I concur.

146. *Chairman.*] I declare the resolution carried unanimously.



## APPENDIX 2.

## CONSOLIDATED REVENUE ACCOUNT.

## ADVANCE TO TREASURER, 1920-21.

## STATEMENT OF AMOUNTS TO BE RECOVERED.

Account.	Amount.	Total.	Recoverable from—	Account.	Amount.	Total.	Recoverable from—
	£ s. d.	£ s. d.			£ s. d.	£ s. d.	
Commerce Act.....		110 3 0	Commonwealth Government.	Brought forward .....	27,124 9 9		Various sources.
Transvaal Government.....	2,265 14 9		Imperial Government.	Morgan, T. E.—Advance.....	20 18 6		
Cape of Good Hope .....	301 9 10		"	Water Conservation and Irrigation Commission—Bores sunk in drought-stricken areas .....	471 1 0		"
Mauritius .....	234 10 0		"	Stewart, V. W. J., Lieutenant, Imperial Army—Advance passage money .....	130 0 0		"
Orange River Colony .....	100 8 6		"	Trounce, J. H.—Advance .....	10 0 0		"
Hong Kong .....	242 0 2		"	Broken Hill Sustenance Advance Account .....	95 10 0		"
Government of Uganda (Geologist) .....	343 17 0		"	Pastures Protection Boards—Native Dog Scalps Account.....	2,280 0 0		"
Straits Settlements .....	806 9 3		"	Mount Boppy Gold Mining Company—Firewood account.....	1,404 17 1		"
Government of Singapore .....	199 0 7		"	Nelson, R. J.—Additional Homestead Selection, Coonamble .....	127 17 0		"
Federated Malay States .....	941 15 7		"	Relief to Stranded Australians in London .....	34 1 4		"
Ceylon Government .....	568 13 11		"	Country Silos Wages Account .....	849 3 11		"
Dublin Metropolitan Police .....	16 0 0		"	Telfer, W. E. H.—Necessities Advance Account .....	25 0 0		"
Bechuanaland Protectorate.....	17 0 8		"	Brammer, W.—Cost of passage to London .....	15 0 2		"
British East Africa Government..	252 16 5		"	Walker, W. B. R.—Advance .....	4 17 6		"
Nigeria Protectorate.....	67 14 2		"	Advances to Soldiers in London by the Agent-General .....	25 0 0		"
Government of Cyprus.....	89 19 9		"	Repatriation of Australians Stranded in London.....	103 5 0		"
Metropolitan Police, New Scotland Yard, London .....	24 15 9		"	Taronga Park—Advance.....	500 0 0		"
Advance to Privates Donovan, P. (£12 5s.), and Shiel, G. D. (£11 0s. 6d.), of Royal Army Medical Corps, on account of Imperial Pay .....	23 5 6		"	Hay, A.—Advance.....	4,000 0 0		"
Payments (Imperial Pensions Advance) .....	10 0 8	6,105 12 6	Treasury.	Irvine, R. F.—Salary overpaid ..	166 13 4		"
The Paymaster (Treasury)—Advance .....		1,200 0 0	Public Trustee.	Voluntary Workers' Association—Advances .....	1,889 1 11		"
Allport, Alice (deceased), Estate of—Advance .....	5 0 0 0		"	Newcastle Ballast Account—Charges to German boats.....	36 0 10		"
Wallis, C. L. (deceased), Estate of—Advance .....	800 0 0		"	Lovelle, Captain W. G. A.—Advance, prospecting .....	20 0 0		"
Abbott, R. P. (deceased), Estate of—Advance .....	2,500 0 0	3,800 0 0	South African Government.	Wentworth Irrigation Areas .....	175 0 0		"
Purchase of Sheep for Government of South Africa .....	3,126 12 8		"	Sendall, W. N., Commissioner Water Conservation and Irrigation Commission—Payment of extended leave, month of June, 1921, twice paid .....	96 13 4		"
Union of South Africa—Seed Account.....	32 1 1	3,208 13 9	Various departments.	Chambers, R. F., late Officer-in-charge, Sales Division, Lands Department—Advance Account, salary .....	401 7 5		"
Stamp Exchange Account .....		102 0 8	Various sources	Lands Department—Advances for Surveyors' Equipment.			
Bathurst Municipal Council—Sewerage Connections .....	1,823 14 9		"	Chulce, C. J. ....	150 0 0		"
Goulburn Municipal Council—Sewerage Connections .....	4,558 16 0		"	Vincent, E. ....	27 1 8		"
Orange Municipal Council—Sewerage Connections .....	547 4 9	6,929 15 6	"	Ferrier, L. S. ....	68 4 0		"
Pneumonic Influenza—New South Wales Residents in South Australia .....	23 8 0		"	Garling, H. W. ....	115 0 0	360 5 8	"
Pneumonic Influenza—New South Wales Residents in Tasmania ..	107 0 0		"	Forestry Department—Advances for Surveyors' Equipment.			
Pneumonic Influenza—New South Wales Residents in Victoria ..	113 12 4	244 0 4	"	Dwyer, A. L. ....	31 3 4		"
Premier's Department—Advance to meet Claims of Special Nature .....		42 0 0	"	Burrow, R. J. G. ....	144 0 0		"
Deposits in London with Agent-General by Various Persons ..		3,806 5 7	"	Freeman, J. ....	92 0 0		"
Fifield District—Assistance to Platinum Miners .....		1,001 10 4	"	Boyd, F. S. ....	263 0 0		"
Supervision of Boat Contract ..		2 5 3	"	Luther, C. R. ....	5 0 0		"
Thompson, Mrs. M. A., and Child—Passage from South Africa ..		73 0 0	"	Hay, J. C. H. D. ....	30 0 0		"
Sydney University .....		227 5 4	"	Cooper, C. D. ....	100 0 0		"
Gilbert, Gard—Assistance to obtain material .....		5 7 10	"	Rummery, G. E. ....	369 0 0		"
Overtime Account—Cape Explosives Coy. ....		15 5 8	"	Taylor, T. W. ....	140 0 0	1,174 3 4	"
Squires, F. C.—Allowance, Imperial Education, &c. ....		49 10 0	"	Advance to Purchase Motor Cars—Department of Education ..		2,175 7 3	"
Tuckean Swamp—Drainage Trust Account Wages, &c. ....		200 0 0	"	Dunn, T. C.—Repairs, Motor Cars—Department of Education ..	4 12 0		"
Australian Museum—London payments .....		1 14 0	"	Hayes, Inspector—Repairs, Motor Cars—Department of Education .....	50 0 0	54 12 0	"
Carried forward.....		27,124 9 9		Krutli, O. C.—Advance Account, Equipment—Mines Department .....		200 0 0	"
				Grand Total.....	£ 44,080 6 4		



## APPENDIX 3.

## Public Works Account—Net Expenditure.

From date of commencement of Fund to 30th June, 1921.

Head of Service.	Construction.	Renewals.	Total.
<b>STATE UNDERTAKINGS—</b>	£ s. d.	£ s. d.	£ s. d.
<b>Business—</b>			
Railways and Tramways—			
Railways ... ..	286,597 5 6	.....	
Tramways ... ..	27,240 16 11	.....	
	313,838 2 5	.....	
Water Supply and Sewerage—			
Metropolitan Water Supply ..	124,907 12 4	215,535 0 0	
Metropolitan Sewerage ... ..	20,833 0 8	62,121 14 9	
Hunter District Water Supply and Sewerage ... ..	28,930 16 9	6,132 15 2	
	174,671 9 9	283,789 9 11	
Sydney Harbour Trust ... ..	.....	307,529 7 3	
Total, Business ... ..	488,509 12 2	591,318 17 2	
<b>Industrial—</b>			
State Clothing Factory ... ..	6,924 13 6	.....	
Uhr's Point Timber Yard and Depôt ...	27,886 7 0	.....	
State Motor Garage—Glebe ... ..	2,670 18 3	.....	
State Power Station ... ..	3,486 0 0	.....	
Murrumbidgee Irrigation Areas ...	179,316 3 7	.....	
State Sawmills, Craven and Gloucester ...	24,822 17 2	.....	
State Collieries ... ..	9,957 2 6	.....	
Total, Industrial ... ..	255,064 2 0	.....	
<b>Other—</b>			
Water and Drainage Trusts, &c. ... ..	117,334 0 8	10,607 2 10	
New Public Abattoirs, Homebush Bay ...	218 12 6	.....	
Country Towns Water Supplies ... ..	85,826 17 2	190 7 0	
Country Towns Sewerage ... ..	42,710 1 9	.....	
Housing Board—			
Construction of Roads, &c., "Dacey"			
Garden Suburb ... ..	6,692 19 9	.....	
Observatory Hill Resumed Area ..	98,800 13 8	.....	
Total, Other ... ..	351,583 5 6	10,797 9 10	
Total, State Undertakings ...	1,095,156 19 8	602,116 7 0	1,697,273 6 8
<b>MISCELLANEOUS—</b>			
<b>Public Buildings and Sites—</b>			
<b>Justice—</b>			
Police Buildings, Court-houses, &c. ...	277,732 4 6	11,556 12 8	
Gaols ... ..	3,952 7 8	2,162 13 1	
New Police Barracks, Redfern ... ..	14,729 17 1	.....	
Nautical School-ship "Sobraon" ...	.....	2,440 12 11	
Penitentiary, Long Bay ... ..	137,073 11 0	.....	
Girls' Industrial School ... ..	3,869 3 7	306 9 8	
	437,357 3 10	16,466 8 4	
<b>Lands—</b>			
Pilliga Scrub ... ..	8,377 17 7	.....	
Forestry ... ..	86,743 13 9	.....	
Wheat-growing, Woodlands and Totten- ham ... ..	5,378 18 0	.....	
Timber Lands, at Craven ... ..	17,614 0 6	.....	
	118,114 9 10	.....	
Carried forward ... £	555,471 13 8	16,466 8 4	
Carried forward ... £	1,095,156 19 8	602,116 7 0	1,697,273 6 8



## APPENDIX 3—continued.

## Public Works Account—Net Expenditure—continued.

Head of Service.	Construction.			Renewals.			Total.		
	£	s.	d.	£	s.	d.	£	s.	d.
Brought forward ... ..	1,095,156	19	8	602,116	7	0	1,697,273	6	8
<b>MISCELLANEOUS—continued.</b>									
<b>Public Buildings and Sites—continued.</b>									
Brought forward ... ..	555,471	13	8	16,466	8	4			
Educational and Scientific—									
National Library ... ..	27,028	18	7	.....					
University of Sydney ... ..	202,357	18	6	.....					
Agricultural Colleges... ..	145,784	17	11	7,276	18	0			
Public School Buildings, &c....	1,971,255	3	10	342,310	15	10			
Mining Museum ... ..	13,893	14	11	901	8	6			
Technical and Educational Institutions	163,989	1	4	5,112	0	2			
Australian Museum ... ..	25,887	8	1	.....					
National Art Gallery... ..	10,825	16	3	.....					
Bureau of Microbiology ... ..	2,685	7	9	.....					
New Zoological Gardens—Taronga Park	126,991	14	7	.....					
Public Instruction Store-room ...	479	1	7	.....					
Teachers' Training College ... ..	63,292	0	10	.....					
Accommodation for State Children at									
Gosford ... ..	4,888	15	5	.....					
Conservatorium of Music ... ..	23,830	10	9	3,518	17	10			
Public Library ... ..	590	0	0	771	19	5			
Observatory ... ..	970	11	8	5,112	3	1			
	2,784,751	2	0	365,004	2	10			
Charitable Institutions—									
Metropolitan, Country and Suburban									
Hospitals ... ..	512,480	19	0	47,472	3	11			
Inebriates' Home ... ..	3,902	8	8	.....					
Royal Alexandra Hospital ... ..	13,000	0	0	.....					
Consumptive Hospitals ... ..	40,835	5	6	110	18	0			
David Berry Hospital ... ..	9,837	16	11	.....					
Coast Hospital ... ..	110,033	14	2	1,328	0	5			
Rawson Seamen's Institute ... ..	1,000	0	0	.....					
Institutions & Hospitals for the Insane	238,435	0	6	3,660	4	4			
Ormond House ... ..	440	19	10	.....					
Benevolent Asylums ... ..	111,775	9	7	3,717	19	7			
Waratah Benevolent Home ... ..	118	7	11	.....					
Infants' Home ... ..	7,491	17	7	.....					
State Children Relief... ..	6,875	7	6	28	11	9			
Pennant Hills Cottage Homes ...	20	1	11	27	4	8			
Church of England Immigration Home	226	2	1	.....					
Children's Home, Parramatta ... ..	.....			0	14	10			
Deniston House, Ryde ... ..	9,011	5	8	.....					
Old Cable Station, La Perouse ...	.....			2,451	19	1			
Baby Clinics, Broken Hill ... ..	893	10	11	.....					
	1,066,378	7	9	58,797	16	7			
Fire Stations ... ..	60,439	5	4	.....					
Administrative Establishments—									
Police and Prisons Department ...	14,010	17	1	.....					
Crown Law Offices ... ..	1,763	15	2	435	0	0			
Lands Offices, Country ... ..	9,064	9	3	966	19	6			
Lands Department, Head Office ...	1,240	14	10	1,600	5	0			
Treasury ... ..	3,125	4	3	1,179	2	4			
Registrar-General—Old Buildings ...	61,059	15	3	3,998	6	0			
Public Works Department ... ..	10,183	8	6	430	2	6			
Chief Secretary ... ..	.....			2,886	10	1			
Board of Health—Head Office ... ..	437	15	5	.....					
Public Instruction ... ..	49,600	3	10	.....					
Newcastle Works Offices ... ..	871	11	1	.....					
Registrar-General—New Building ...	12,982	13	10	.....					
District Works Office, Kempsey ...	842	6	6	.....					
Stamp Duties ... ..	1,883	5	8	.....					
Bureau of Statistics ... ..	165	15	0	.....					
	167,231	15	8	11,716	5	5			
Carried forward ... ..	£ 4,634,272	4	5	451,984	13	2			
Carried forward ... ..	£ 1,095,156	19	8	602,116	7	0	1,697,273	6	8



## APPENDIX 3—continued.

## Public Works Account—Net Expenditure—continued.

Head of Service.	Construction.			Renewals.			Total		
	£	s.	d.	£	s.	d.	£	s.	d.
Brought forward ...	1,095,156	19	8	602,116	7	0	1,697,273	6	8
<b>MISCELLANEOUS—continued.</b>									
<b>Public Buildings and Sites—continued.</b>									
Brought forward ...	4,634,272	4	5	451,984	13	2			
Sundry Works and Services—									
Government Stores ...	1,679	18	11						
Government Printing Office ...	5,814	15	10	46,366	7	8			
Explosives ...	63,032	10	11	3,111	11	11			
„ Motor Launches ...	1,000	0	0						
Government Architect's Workshops,									
King-street ...	755	13	9						
Testing House, Lithgow ...	2,997	3	1						
Board of Health—Disinfecting Station	703	5	1						
Royal Naval House ...	3,002	12	6						
Morgue ...	7,157	0	10						
Parliament House ...	14,938	16	5	10,184	19	2			
Compensation, Mining Purposes ...	1,099	18	9						
Purchase of diamonds for diamond drills				1,460	10	5			
Fisheries ...	4,075	11	1	225	10	0			
Lord Howe Island, Visiting Magis-									
trate's Residence ...	383	11	8						
Government House ...	369	0	0	1,638	12	7			
State Governor's Residence ...	13,202	8	6						
„ „ Country Residence...	1,423	1	10						
Old Government House, Parramatta	216	5	5	3,972	1	8			
Aborigines—Purchase of Sites, &c. ...	1,000	0	0						
Navigation—Buildings ...	2,944	13	10	433	5	6			
„ Vessels ...	6,642	19	11	2,949	15	9			
„ Moorings, &c. ...	972	5	4	313	1	10			
Vaocluse House ...	594	2	10						
Old Naval Stores ...	4,583	0	4						
Scheyville Labour Farm ...	700	0	0						
Motor Garage, Cumberland-street ...	1,721	16	3						
Public Works Department Store									
Advance Account ...	30,000	0	0						
Daimler Motor Car ...	88	0	0						
Fumigating Chambers ...	6,275	8	0						
Cabmen's Shelter, Oatley Road, Pad-									
dington, removal ...				35	0	0			
Dawes' Point Timber Dépôt ...	3,698	14	10						
Locomotive Repair Shop, Newcastle...	3,577	7	9						
Vermin Proof Fence between New									
South Wales and South Australia...	7,126	5	6						
Town Planning, Lectures ...				160	3	4			
Aviation School ...	28,934	14	3						
Taxation Department Fire Hydrants				152	19	8			
Veterinary Experiment Station ...	1,000	0	0						
Northern Suburbs Cemetery...	998	16	9						
Flood Damage Repairs ...				14,165	0	0			
Loyalist Volunteers' Lodging-house...	1,834	17	9						
Cranbrook Subdivision ...	5,824	4	5						
Forest Vale Estate—Preparation for									
Share-farmers ...	13,400	12	5						
	243,769	14	9	85,168	19	6			
Carried forward ...	£ 4,878,041	19	2	537,153	12	8			
Carried forward...	£ 1,095,156	19	8	602,116	7	0	1,697,273	6	8



## APPENDIX 3—continued.

## Public Works Account—Net Expenditure—continued.

Head of Service.	Construction.	Renewals.	Total.
	£ s. d.	£ s. d.	£ s. d.
Brought forward ...	1,095,156 19 8	602,116 7 0	1,697,273 6 8
<b>MISCELLANEOUS—continued.</b>			
<b>Public Buildings and Sites—continued.</b>			
Brought forward ...	4,878,041 19 2	537,153 12 8	
Recreation—			
Public Parks ...	195,799 6 4	103 14 3	
Centennial Park Improvements ...	9,870 4 2	2,601 6 11	
Botanic Gardens Improvements ...	10,105 3 10	32 1 6	
Domain Improvements ...	8,467 15 2		
Mount Kosciusko Hotel, &c. ...	55,923 5 2	1 5 11	
Thredbo River Accommodation House	451 5 9		
Jenolan Caves ...	23,563 6 7	1,044 19 10	
Newcastle Beach Improvements ...	3,084 11 4		
Bondi Beach Improvements ...	5,638 15 10		
Resumption of Foreshores ...	90,000 0 0		
Yarrangobilly Caves ...	2,721 16 4	21 19 6	
Merewether Beach Improvements ...	550 0 0		
Shelley Beach Improvements ...	50 0 0		
Edward's Bay Beach Improvements ...	200 0 0		
Coogee Beach Improvements ...	1,250 1 2		
Little Coogee Beach Improvements ...	476 14 0		
Bronte Beach Improvements ...	3,256 2 0		
Maroubra Beach Improvements ...	1 11 1		
South Steyne Beach Improvements ...	2,459 1 7		
North Steyne Beach Improvements ...	906 8 5		
Warringah Shire Surf Bathing ...	510 0 0		
Moree Baths ...	1,265 19 10		
Katoomba Baths ...	16 7 3		
Marine Drive, Drummoyne ...	110 9 3		
Cronulla Beach Improvements ...	290 18 5		
	416,969 3 6	3,805 7 11	
Total, Public Buildings and Sites £	5,295,011 2 8	540,959 0 7	
<b>Roads and Bridges—</b>			
Roads ...	178,190 8 2	116,615 1 5	
Bridges ...	258,851 13 10	146,594 17 1	
Punts, Ferries, and Launches ...	54,940 3 8	1,361 11 0	
Roads of Access to Crown Lands ...	138,963 7 10		
Grants to Shires and Municipalities ...	231,031 3 5	221,963 18 6	
	861,976 16 11	486,535 8 0	
<b>Harbours and Rivers Navigation—</b>			
Improvements to Harbours and Rivers	537,095 15 1	15,969 6 4	
Wharves, Docks, Appliances, &c. ...	243,408 7 4	19,079 15 3	
	780,504 2 5	35,049 1 7	
Total, Miscellaneous ...	£ 6,937,492 2 0	1,062,543 10 2	8,000,035 12 2
Total, State Services ...	£ 8,032,649 1 8	1,664,659 17 2	9,697,308 18 10
<b>COMMONWEALTH SERVICES—</b>			
Government Dockyard, Cockatoo ...	117,385 11 3		
Naval Station, Rushcutter's Bay ...	243 14 5		
Admiralty Victualling Stores ...	25,746 16 2		
Naval Captain-in-Charge—Residence	328 12 0		
Spectacle Island—Ordnance Stores ...	5,712 19 3		
	149,417 13 1		149,417 13 1
<b>Grand Total ...</b>	<b>£ 8,182,066 14 9</b>	<b>1,664,659 17 2</b>	<b>9,846,726 11 11</b>



**APPENDIX 4.**  
**ABRIDGED ACCOUNT CURRENT—PUBLIC WORKS ACCOUNT.**  
 From date of commencement of the Account in 1906 to 30th June, 1921.

Particulars.	Amount.	Head of Service.	Construction.	Renewals.	Total.
<b>Receipts—</b>	£ s. d.	<b>Net Expenditure—</b>	£ s. d.	£ s. d.	£ s. d.
Two-thirds of the net Proceeds of the Sale of Crown Lands, exclusive of interest on purchase money,—less 20 per centum of such proceeds for cost of administration and other charges .....	5,825,092 13 6	State Undertakings— Business— Railways and Tramways .....	313,838 2 5	.....	
		Metropolitan Water Supply and Sewerage .....	145,740 13 0	277,656 14 9	
		Hunter District Water Supply and Sewerage .....	28,930 16 9	6,132 15 2	
		Sydney Harbour Trust.....	.....	307,529 7 3	
			488,509 12 2	591,318 17 2	1,079,828 9 4
		Industrial— State Clothing Factory.....	6,924 13 6	.....	
		State Timber Yard and Depot, Uhr's Point .....	27,886 7 0	.....	
		State Motor Garage, Glebe .....	2,670 18 3	.....	
		State Power Station .....	3,486 0 0	.....	
		Murrumbidgee Irrigation Areas .....	179,316 3 7	.....	
		State Sawmills, Craven and Gloucester .....	24,822 17 2	.....	
		State Collieries .....	9,957 2 6	.....	
Net proceeds of Sale of Land under Section 4 of the Public Instruction Act of 1880.....	19,936 0 10	Other— Water and Drainage Trusts, &c. ....	255,064 2 0	.....	255,064 2 0
		New Public Abattoirs, Homebush Bay.....	117,334 0 8	10,607 2 10	
		Country Towns Water Supplies and Sewerage .....	218 12 6	.....	
		Housing Board— Construction of Roads, Dacey Garden Suburb ...	128,536 18 11	190 7 0	
		Observatory Hill Resumed Area .....	6,692 19 9	.....	
			100,800 13 8	3,110 12 1	
			353,583 5 6	13,908 1 11	367,491 7 5
Amount appropriated from Consolidated Revenue Account and directed by Parliament to be paid to Public Works Account.....	4,285,065 0 0	Miscellaneous— Public Buildings and Sites .....	1,097,156 19 8	605,226 19 1	1,702,383 18 9
		Roads and Bridges .....	5,295,011 2 8	535,848 8 6	
		Harbours and Rivers Navigation .....	861,976 16 11	486,535 8 0	
			780,504 2 5	35,049 1 7	
			6,937,492 2 0	1,057,432 18 1	7,994,925 0 1
Public Schools Property Fund .....	714 10 8	Commonwealth Services— Government Dockyard, Cockatoo .....	117,385 11 3	.....	
		Defence Works .....	32,032 1 10	.....	
			149,417 13 1	.....	149,417 13 1
					9,846,726 11 11
		Balance carried forward to 1921-22 .....			284,081 13 1
	£ 10,130,808 5 0				£ 10,130,808 5 0

**APPENDIX 5.**  
**RAILWAYS LOAN ACCOUNTS—ABRIDGED ACCOUNT CURRENT.**  
 From date of commencement of the Account in 1910 to 30th June, 1921.

Particulars of Receipts.	Amount.	Particulars of Expenditure.	Amount.
<b>Receipts—</b>	£ s. d.	<b>Net Expenditure—</b>	£ s. d.
Proceeds of sale of Funded Stock (in Sydney) under Loan (Railways) Act, No. 4 of 1910.		Duplications— Main Suburban Line .....	33,104 14 11
1917 Stock .....	£170,036 13 8	Southern Line .....	3,443,155 11 5
1919 Stock .....	1,561,330 2 5	Western Line .....	1,168,819 16 0
1923 Stock .....	266,093 1 1	Northern Line .....	1,032,461 18 9
		South Coast Line.....	1,744,941 9 7
	1,997,459 17 2		7,422,483 10 8
Act, No. 20 of 1913. 1942-62 Stock .....	2,791,913 16 0	Rolling Stock .....	366,890 2 6
Act, No. 14 of 1915. Treasury Bills .....	3,000,000 0 0		7,789,373 13 2
Acts, No. 51 of 1912 and No. 30 of 1914, 1927 Stock .....	170,357 0 0	Repayment of Loans, 1917 Stock.....	170,357 0 0
Act No. 51 of 1912. 1924 Stock .....	1,559,656 0 0	" " " 1919 " .....	*1,559,656 0 0
Total.....	£ 9,519,386 13 2	Total.....	£ 9,519,386 13 2

\* Stock to the value of £778, in addition to this amount, was redeemed, and charged in error to the General Loan Account.



## APPENDIX 6.

Appropriations for Loan Services and Transactions thereon, to 30th June, 1921.

Service.	Appropriations under Acts of Parliament.	Net Expenditure to 30th June, 1921.	BALANCES.			
			Written off.		Retained for Expenditure, 30th June, 1921.	
	(1)	(2)	£	s. d.	£	s. d.
<b>State Undertakings:—</b>						
Business .....	138,967,063 16 0	126,574,656 16 8	11,649,237 8 5		754,737 0 3	
Industrial .....	7,913,304 14 3	7,445,775 18 0	240,240 18 2		216,000 14 2	
Other .....	8,986,033 14 1	8,211,055 3 5	320,071 4 8		442,950 10 7	
	155,866,402 4 4	142,231,487 18 1	12,209,549 11 3		1,413,688 5 0	
<b>Miscellaneous .....</b>	30,782,842 18 0	25,029,942 5 0	2,589,853 18 10		3,174,723 4 2	
	186,649,245 2 4	167,261,430 3 1	14,799,403 10 1		4,588,411 9 2	
<b>Commonwealth Services .....</b>	4,279,820 15 11	3,965,686 17 11	314,133 18 0			
Public Works, Queensland.....	74,761 0 0	49,855 8 6	24,905 11 6			
	191,003,826 18 3	171,276,972 9 6	15,138,442 19 7		4,588,411 9 2	
<b>Renewals—Loans .....</b>	53,975,201 8 4	50,949,317 2 3	2,166,377 17 9		859,506 8 4	
<b>Total .....</b>	<b>£ 244,979,028 6 7</b>	<b>222,226,239 11 9</b>	<b>17,304,820 17 4</b>		<b>5,447,917 17 6</b>	

## RECONCILIATION.

With Appropriation.

	Column (1)	£	s. d.	£	s. d.
Total Appropriations under Acts of Parliament .....				244,979,023	6 7
Appropriations, as per Public Debt Statement (page 202) .....		245,405,565	13 11		
Add Reappropriations to other services .....		278,662	12 8		
		245,684,228	6 7		
Deduct Loans, 1842 to 1855, not included .....		705,200	0 0		
Total Appropriations under Acts of Parliament, as above .....				244,979,023	6

## With Expenditure.

	Column (2).	£	s. d.	£	s. d.
Net Amount of Loan Expenditure, 30th June, 1921 .....				222,226,289	11 9
Net amount of Loans raised, as per Public Debt Statement (page 202) .....		204,116,551	14 8		
		£	s. d.		
Add Treasury Bills raised for Loan Services, 55 Vic. No. 7 .....		3,933,077	1 9		
Act No. 46 of 1899 .....		3,972,506	6 6		
10 of 1900 .....		986,561	10 0		
94 of 1902 .....		3,964,041	9 5		
14 of 1903 .....		249,684	7 6		
8 of 1904 .....		1,901,923	15 0		
31 of 1904 .....		239,100	0 0		
36 of 1905 .....		1,247,812	10 0		
19 of 1907 .....		276,540	0 0		
43 of 1910 .....		1,987,131	5 0		
43 of 1910 .....		1,996,502	10 0		
57 of 1912 .....		2,730,197	10 0		
25 of 1911 .....		3,792,484	0 0		
57 of 1912 .....		7,455,000	0 0		
5 of 1914 .....		2,330,783	14 6		
31 of 1914 .....		984,093	0 0		
14 of 1915 .....		1,129,706	2 8		
30 of 1914 .....		40,069	0 0		
31 of 1914 .....		2,113,594	10 0		
56 of 1915 .....					
73 of 1916 .....					
27 of 1919 .....					
Amount short raised under 36 Vic. No. 17, and made good from Consolidated Revenue .....		175,838	13 1	41,556,658	5 5
Debit Balance, 30th June, 1921, General Loan Account .....				8,647,539	0 5
				254,320,749	0 6
Less Treasury Bills retired, 55 Vic. No. 7 .....		4,000,000	0 0		
Act No. 46 of 1899 .....		4,000,000	0 0		
10 of 1900 .....		1,000,000	0 0		
94 of 1902 .....		4,000,000	0 0		
14 of 1903 .....		250,000	0 0		
8 of 1904 .....		1,902,900	0 0		
31 of 1904 .....		240,000	0 0		
36 of 1905 .....		1,250,000	0 0		
19 of 1907 .....		2,000,000	0 0		
25 of 1911 .....		277,600	0 0		
43 of 1910 .....		2,000,000	0 0		
43 of 1910 .....		2,750,000	0 0		
57 of 1912 .....		3,800,000	0 0		
57 of 1912 .....		1,980,461	6 8		
5 of 1914 .....		985,000	0 0		
30 of 1914 .....		55,000	0 0		
31 of 1914 .....		830,933	6 8		
56 of 1915 .....		705,200	0 0		
Immigration Debentures, 1842-1855 .....		67,364	15 5	32,094,459	8 9
Amount over raised .....					
Net amount of Loan Expenditure, 30th June, 1921, as above .....				£222,226,289	11 9



## APPENDIX 7.

## General Loan and Railways Loan Accounts—Net Expenditure.

From commencement of Loan Accounts to 30th June, 1921.

Head of Service.	Amount.						Total.		
	£	s.	d.	£	s.	d.	£	s.	d.
<b>STATE UNDERTAKINGS—</b>									
<b>BUSINESS—</b>									
<b>Railways and Tramways—</b>									
Railways... ..	86,733,045	3	6						
From Harbours and Rivers, &c., Votes ... ..	757,218	16	5						
	87,490,263	19	11						
Tramways ... ..	9,576,108	16	2						
				97,066,372	16	1			
<b>Water Supply and Sewerage—</b>									
Metropolitan Water Supply ... ..	10,649,323	0	2						
Metropolitan Sewerage ... ..	7,842,418	6	2						
				18,491,741	6	4			
Hunter District Water Supply... ..	1,381,441	3	3						
Hunter District Sewerage ... ..	633,738	2	8						
				2,015,179	5	11			
				20,506,920	12	3			
<b>Sydney Harbour Trust—</b>									
From Trust's Votes ... ..	4,994,283	17	5						
„ Public Works Votes ... ..	857,311	2	7						
„ Darling Harbour Wharves Re- sumptions ... ..	3,149,768	8	4						
				9,001,363	8	4			
							126,574,656	16	8
<b>INDUSTRIAL—</b>									
Government Dockyard, Newcastle ... ..				867,663	12	11			
Rozelle Joinery Works ... ..				29,017	4	2			
<b>State Brickworks—</b>									
Homebush Bay ... ..				47,960	14	8			
Botany ... ..				29,274	12	4			
State Metal Quarries ... ..				85,369	9	9			
State Lime Quarry—Establishment ... ..				13,216	14	4			
State Clothing Factory—Establishment ... ..				5,990	16	11			
Uhr's Point Timber Yard and Depôt ... ..				150,042	18	7			
State Cement Works ... ..				357	19	8			
State Bakery ... ..				10,465	14	11			
State Monier Pipe and Reinforced Concrete Works ... ..				17,449	14	10			
State Motor Garage, Glebe ... ..				3,387	12	5			
State Trawlers ... ..				197,986	7	8			
State Power Station ... ..				29,006	3	9			
Murrumbidgee Irrigation Areas ... ..				5,932,132	11	1			
State Saw Mills ... ..				30,550	9	3			
State Drug Depôt ... ..				188	0	9			
State Timber Yards ... ..				Cr. 60	0	0			
							7,450,000	18	0
<b>OTHER—</b>									
<b>Water Conservation and Irrigation—</b>									
Water and Drainage Trusts, &c. ... ..				1,546,052	2	6			
Glebe Island Abattoirs ... ..				41,679	15	1			
New Public Abattoirs—Homebush ... ..				1,511,579	10	7			
Meat Distributing Depôt, Pyrmont ... ..				42,814	16	3			
<b>Housing Board—</b>									
Housing Fund ... ..	905,000	0	0						
Stannumville Settlement ... ..	13,000	0	0						
Observatory Hill Resumed Area ... ..	1,270,664	12	6						
				2,188,664	12	6			
Country Towns Water Supply ... ..	2,120,423	6	6						
Country Towns Sewerage ... ..	508,820	8	6						
				2,629,243	15	0			
River Murray Commission ... ..				237,890	4	6			
Electric Transmission to serve Mittagong, &c. ... ..				933	8	5			
Hydro-Electric Schemes ... ..				2,511	16	11			
Wollongong Electric Light ... ..				1,721	15	0			
Wentworth Irrigation Area ... ..				7,963	6	8			
							8,211,055	3	5
Carried forward ... ..							£142,235,712	18	1



## APPENDIX 7—continued.

## General Loan and Railways Loan Accounts—Net Expenditure—continued.

Head of Service.	Amount.		Total.
	£	s. d.	£ s. d.
Brought forward ...	.....	.....	142,235,712 18 1
<b>MISCELLANEOUS.</b>			
<b>Public Buildings and Sites—</b>			
Justice—			
Court-houses, Police-stations, and Lockups	533,016	8 2	
Gaols ... ..	188,141	14 4	
Mounted Patrol Barracks ... ..	15,729	12 5	
New Police Barracks, Redfern ... ..	22,000	0 0	
New Water Police Court, Sydney ... ..	9,483	6 11	
Central Police Court—Site and Buildings	78,000	0 0	
Supreme Court ... ..	2,973	6 6	
Law Offices, Chancery Square ... ..	1,900	0 0	
Steam Launch, Water Police ... ..	2,730	0 0	
Penitentiary, Long Bay ... ..	42,333	10 2	
Juvenile Reformatories ... ..	19,946	17 9	
Site and Buildings, Boys' Reformatory...	8,295	11 10	
Trial Bay Prison... ..	33,411	8 4	
			957,961 16 5
Agriculture—			
Tottenham Wheat-growing ... ..	100,301	8 2	
Bulk Handling Wheat ... ..	17,750	0 0	
Grain Elevators Construction, &c. ... ..	2,026,343	14 3	
Forest Vale Estate, Preparation for Share Farmers ... ..	25,190	2 1	
Advances to Settlers for Fallowing Land	18,832	15 3	
			2,188,417 19 9
Lands—Ordinary—			
Blockholders' Loan Fund ... ..	2,000	0 0	
Loan to Pastures Protection Boards for purchase of wire-netting, &c. ... ..	120,414	15 11	
Thinning-out and Improving Forest Re- serves and Crown Lands ... ..	234,988	11 6	
Advances to Settlers for Wheat-growing	2,618	16 11	
Advances to Settlers in financial difficul- ties owing to drought, &c. ... ..	1,682,611	4 3	
Returned Soldiers' Settlements—Land, &c. ... ..	3,678,636	12 11	
Prickly Pear Eradication on Crown Lands ... ..	20,100	2 10	
Animal Industry Depôts ... ..	8,258	6 9	
			5,749,628 11 1
Closer Settlement—			
Purchase Myall Creek Estate ... ..	139,000	0 0	
Acquisition of Land—Grant ... ..	4,108,000	0 0	
			4,247,000 0 0
Educational and Scientific—			
Sydney University ... ..	255,187	0 2	
Public Schools ... ..	980,231	3 11	
Sydney Grammar School—Purchase Site	25,000	0 0	
Technical Colleges and Technological Museums ... ..	131,212	8 2	
Agricultural Colleges, Farms, and Viti- cultural Stations ... ..	257,710	15 11	
School of Mines—Metallurgical and Assay Works ... ..	14,399	8 1	
Free Public Library ... ..	24,994	18 5	
Mitchell Library... ..	15,000	0 0	
Observatory ... ..	12,000	0 0	
Australian Museum ... ..	57,549	0 6	
National Art Gallery ... ..	68,673	15 1	
Board of Health—Instruments and Fittings for New Bacteriological Laboratories ... ..	1,500	0 0	
Farm Home for Boys, Gosford ... ..	6,811	1 10	
Teachers' Training College ... ..	1,061	17 1	
			1,851,331 9 2
Carried forward ...	.....	£ 14,994,339 16 5	142,235,712 18 1



## APPENDIX 7—continued.

## General Loan and Railways Loan Accounts—Net Expenditure—continued.

Head of Service.	Amount.						Total.		
	£	s.	d.	£	s.	d.	£	s.	d.
Brought forward ... ..	.....			14,994,339	16	5	142,235,712	18	1
<b>MISCELLANEOUS—continued.</b>									
<b>Public Buildings and Sites—continued.</b>									
Charitable Institutions—									
Mental Hospitals ... ..	409,035	3	7						
Benevolent Asylums—Liverpool, Newington, and Rookwood... ..	72,182	18	1						
State Children Relief Department—									
Purchase "Ormond House" ... ..	5,800	0	0						
Asylum, Destitute Children ... ..	5,000	0	0						
Inebriates' Home ... ..	10,973	4	9						
Coast Hospital ... ..	20,271	5	5						
Sydney do ... ..	63,691	16	9						
Prince Alfred Hospital ... ..	85,639	12	8						
Parramatta do ... ..	2,699	7	3						
North Shore do ... ..	20,000	0	0						
Newcastle do ... ..	8,004	10	3						
Children's do ... ..	5,000	0	0						
Country Hospitals ... ..	39,352	15	7						
Waratah Benevolent Home ... ..	1,461	4	7						
Cottage Homes—State Children ... ..	5,989	10	6						
						755,101	9	5	
Fire Stations ... ..	.....					70,645	6	10	
Recreation—									
Domain ... ..	850	0	0						
Botanical Gardens ... ..	15,512	17	9						
Public Baths, Woolloomooloo Bay ... ..	2,642	19	6						
Centennial Park—Buildings and Improvements ... ..	113	14	6						
Jenolan Caves—Accommodation House ... ..	65,595	15	1						
Wombeyan Caves do do ... ..	1,233	8	4						
Yarrangobilly Caves do do ... ..	4,214	9	10						
Hotel Kosciusko ... ..	732	2	5						
The Creel, Thredbo ... ..	25	0	0						
Coogee Beach Improvements ... ..	1,149	18	10						
Warringah Shire Surf Bathing ... ..	90	0	0						
Kurnell Accommodation House ... ..	600	0	0						
Dawes' Point Reserve ... ..	240	17	0						
National Park—Buildings and Improvements ... ..	6,041	6	8						
						99,042	9	11	
Administrative Establishments—									
Colonial Secretary's and Public Works									
Offices ... ..	152,299	10	10						
Treasury Buildings ... ..	75,072	0	11						
Stamps Office—Building and Site ... ..	12,000	0	0						
Board of Health Offices ... ..	9,006	7	11						
Registrar-General's Offices ... ..	29,252	10	2						
Mines Department ... ..	11	1	5						
Justice Department, and Crown Law									
Offices ... ..	16,261	3	6						
Police, and Prisons Department ... ..	42,693	8	4						
Lands Department—Head office ... ..	174,344	12	9						
" " Offices, Grafton, and									
Goulburn ... ..	1,825	0	0						
" " Local Land Boards									
and District Surveyors' Offices ... ..	28,186	1	2						
Public Instruction Department ... ..	40,473	3	8						
New Offices, Department of Agriculture ... ..	6,939	0	2						
						588,364	0	10	
Carried forward ... ..	£ .....			16,507,493	3	5	142,235,712	18	1



## APPENDIX 7—continued.

## General Loan and Railways Loan Accounts—Net Expenditure—continued.

Head of Service.	Amount.			Total.
	£	s.	d.	£ s. d.
Brought forward ... ..	.....	16,507,493	3 5	142,235,712 18 1
<b>MISCELLANEOUS—continued.</b>				
<b>Public Buildings and Sites—continued.</b>				
Sundry Works and Services—				
Parliament House ... ..	20,317	12	3	
Mortuary, Sydney and Necropolis ...	12,548	13	7	
Royal Mint ... ..	11,677	0	1	
Government House ... ..	10,740	0	0	
“ Hill View,” Governor’s Country Residence ... ..	800	0	0	
Central Electric Light Station—Plant, &c. ... ..	11,556	7	0	
Governor Phillip’s Statue—Foundations	997	18	2	
Buildings, Martin-place... ..	10	19	4	
Mercantile Explosives—Purchase of Launch ... ..	614	7	4	
Compensation, Sale, or Lease, Mining Act Land, Neild Avenue, Paddington, Act No. 23 of 1909 ... ..	500	0	0	
Waterside Workers’ Institute ... ..	6,000	0	0	
Royal Naval House ... ..	4,750	0	0	
Government Printing Office, Building and Machinery ... ..	62,597	9	0	
Colonial Stores ... ..	15,000	0	0	
Land, Phillip and Bridge streets ...	20,853	0	0	
Board of Health—Disinfecting Station, and Machinery ... ..	1,484	3	9	
Motor Garage, and Timber Yard, Cumberland-street ... ..	90	12	6	
New Store Dépôt at Leichhardt ...	24,732	9	5	
Do (Stock) ... ..	75,000	0	0	
Land at Rhodes... ..	5,781	2	5	
Loyalist Volunteers’ Lodging House ...	13,229	18	9	
Cottage, Long Bay, Resumed Properties	300	0	0	
Public Works, Services, Other Departments, &c. ... ..	5,000	0	0	
		309,732	2 10	
<b>Harbours and Rivers Navigation—</b>				
Improvements to Harbours and Rivers	4,109,680	0	10	
Wharves, Docks, and Appliances, &c.	2,436,487	19	3	
		6,546,168	0 1	
Less transferred to Sydney Harbour Trust	.....	901,430	11 2	
				5,644,737 8 11
<b>Roads and Bridges—</b>				
Roads—Ordinary ... ..	.....	103,812	6 0	
Bridges ... ..	.....	1,733,442	11 7	
Punts ... ..	.....	16,234	19 11	
				1,853,489 17 6
<b>Darling Harbour Wharves Resumptions—</b>				
(Balance transferred to Sydney Harbour Trust, &c.)—Miscellaneous ... ..	.....	.....		51,052 0 3
Immigration... ..	.....	.....		569,930 0 0
<b>Norton Griffiths &amp; Co., Agreement—</b>				
General Expenses, Commission, &c. ...	.....	81,282	12 1	
Store Advance Account ... ..	.....	8,000	0 0	
				89,282 12 1
<b>Total, State Services ... ..</b>				167,261,430 3 1
<b>COMMONWEALTH SERVICES ... ..</b>		3,965,686	17 11	
<b>PUBLIC WORKS, QUEENSLAND (prior to separation from New South Wales on 10th December, 1859) ...</b>		49,855	8 6	4,015,542 6 5
<b>Total, all Works, and Services</b>				£171,276,972 9 6
<b>RENEWAL OF LOANS ... ..</b>				£ 50,949,317 2 3
<b>Grand Total ... ..</b>				£222,226,289 11 9



## APPENDIX 8.

**Reconciliation of the totals** of Capital, Working Expenses, and Earnings, 1920-21, of the Railways and Tramways, as quoted in the **Report of the Chief Commissioner**, with the **Audited Statements** of the **Treasurer** :—

**Loan Capital Account—Railways and Tramways.**

Railways, Railway Commissioners' Report, page 12 .....	£81,644,264	
Tramways, „ „ „ „ 17 .....	9,013,302	
		£90,657,566
<i>Less—</i>		
Outstanding Claims—Sundry Creditors, 30th June, 1921.....		5,995
		90,651,571
<i>Add—</i>		
Outstandings—Sundry Debtors, 30th June, 1921 .....		30,103
<b>As per Auditor-General's Report (page 25) .....</b>		<b>£90,681,674</b>

**Working Expenses—Railways and Tramways.**

Working Expenses, Railway Commissioners' Report, page 1 .....	£13,975,929	
<i>Less—</i>		
Outstanding Claims, Sundry Creditors, 30th June, 1921 .....	£194,214	
Wages, &c., not charged by Treasury until 1921-22 .....	345,246	
		539,460
		13,436,469
<i>Add—</i>		
Outstanding Claims, Sundry Creditors, 30th June, 1920, included in Public Accounts, 1920-21 .....	325,503	
Credits on account of Sales treated by Treasury as Revenue Receipts—Credited at Treasury, 1920 21.....	121,828	
Amount on account of services performed for private persons—Sundry Debtors .....	38,548	
Repayments, not credited at Treasury until July, 1921 .....	4,304	
„ taken by Treasury to credit of Consolidated Revenue Account—Unclassified Receipts .....	3,403	
Wages, not charged by Commissioners until 1921-22 .....	130,254	
		623,840
<b>As per Auditor-General's Report (page 25) .....</b>		<b>£14,060,309</b>

**Earnings—Railways and Tramways.**

Earnings—Railway Commissioners' Report, page 1 .....		£17,738,943
<i>Less—</i>		
Outstandings—Sundry Debtors, 30th June, 1921 .....	467,303	
Refunds—		
Amount paid by Treasury.....	392,968	
„ passed by Commissioners .....	382,429	
		10,539
		477,842
		£17,261,101
<i>Add—</i>		
Outstandings—Sundry Debtors, 30th June, 1920, included in Revenue Receipts 1920-21, by Commissioners in 1919-20 .....	606,431	
Credits on account of sales taken by Treasury as Revenue Receipts, by Commissioners to Credit of Working Expenses .....	121,828	
Repayments taken by Treasury to credit of Revenue, by Commissioners to Working Expenses in 1919-20—Sundry Debtors .....	58,029	
		786,288
<b>As per Auditor-General's Report (page 25) .....</b>		<b>£18,047,389</b>



# APPENDIX 9. DEFAULTERS, 1920-21.

Name.	Position.	Department.	Deficiency.				Punishment or Result.
			Amount.	Recovered.			
				Amount.	Source.		
			£ s. d.	£ s. d.			
Anderson P. H. ...	Assistant Agent ...	Government Savings Bank Agency, Canterbury.	12 4 5	12 4 5	Treasury Guarantee Fund.	Committed for trial.	
Bradford N. ....	Junior Porter .....	Railways, Nimmitabel Station.	4 14 3	4 14 3	Restitution.	Dismissed the service.	
Brennan, R. C. ...	Junior Porter .....	Railways, Jerilderie Station.	20 18 0	20 18 0	Restitution .....	Dismissed the service.	
Bridle, E. J. ....	Junior Porter .....	Railways, Junee Station.	0 6 0	0 6 0	Restitution .....	Dismissed the service.	
Doorey, H. ....	Junior Porter .....	Railways, Lindfield Station.	10 6 10	1 12 0 8 14 10	Wages ..... Treasury Guarantee Fund.	Dismissed the service.	
Dawson, L. H. ...	Sheriff's Officer ..	Broken Hill.....	3 10 0	3 10 0	Restitution .....		
Dwyer, W. P.....	Clerk.....	Public Works.....	111 0 0	111 0 0	Restitution .....	Dismissed the service.	
Herald, A. ....	Junior Clerk .....	Railways, Homebush Station.	13 10 0	13 10 0	Restitution .....	Dismissed the service.	
Hutty, W. ....	Night Officer (4th Class).	Railways, Windsor Station.	45 17 4	11 9 5	Salary .....	Dismissed the service. Action by Crown Solicitor pending.	
McRae, B. . . . .	Junior Porter .....	Railways, Lockhart Station.	13 1 6	11 14 10 1 6 8	Restitution (part)... Treasury Guarantee Fund.	Dismissed the service.	
Murray, G. C.....	Junior Clerk .....	Railways, Camden Station.	109 12 8	75 10 0	Employee's father		
Power, R. ....	Clerk (7th Class)...	Railways, Cobargo Station.	132 4 0	.....	.....	Dismissed the service. Sentenced to 8 months from 5th April, 1921. If restitution made of £27 12s. 2d. to be released at once. If bond obtained sentence reduced to 3 months.	
Robinson, J. S. ...	Clerk .....	Lands .....	46 0 0	46 0 0	Restitution .....	Dismissed the service.	
Roehr, R. ....	Clerk .....	Railways, Carlton Station.	246 13 3	.....	.....	Dismissed the service. Sentence suspended under First Offenders' Act. Roehr to make restitution in sum of £219 13s. 10d.	
Shannon, W. G. ...	Junior Porter .....	Railways, Walgett Station.	0 10 0	0 10 0	Restitution .....	Dismissed the service.	
Stokes, W. J.....	Junior Clerk .....	Railways, Hurlstone Park Station.	5 6 0	5 6 0	Restitution .....	Dismissed the service.	
Wiles, W. A. ....	Junior Porter .....	Railways, Sydney Station.	10 0 8	7 12 4	Wages .....	Dismissed the service.	
Young, E. H. ....	Junior Porter .....	Railways, Thirroul Station.	0 14 0	0 5 10	Restitution (part)...	Dismissed the service. Half Police Court fine, viz., £3, will be collected.	
Young, E. R. ....	Junior Clerk .....	Government Savings Bank.	17 2 5	12 0 0	Restitution (part)...	Dismissed. Balance, £5 2s. 5d., to be repaid by father.	
Marsh, H. H. ....	Hon. Treasurer ...	Narrabri School of Arts.	32 13 6	.....	.....	Awaiting trial.	
Heathfield, C.....	Timekeeper .....	Water Conservation and Irrigation Commission.	222 3 0	222 3 0	Restitution .....	Convicted, fined £20, and dismissed.	
Total .....			£ 1,058 7 10	570 7 7			



## APPENDIX 10.

SURCHARGES raised under the 47th Section of the Audit Act, 1902, during the year 1920-1921.

Department.	Amount Recovered.	Total.	Department.	Amount Recovered.	Total.
<b>REVENUE BRANCH.</b>					
	£ s. d.	£ s. d.		£ s. d.	£ s. d.
<b>Treasury :—</b>			Brought forward .....		4,305 13 0
Navigation Department per Customs Department .....	3,361 17 8		<b>Mines :—</b>		
Auction Sales .....	1 1 9		Royalty .....		1,018 11 0
Conditional Purchases .....	671 6 11		<b>Lands :—</b>		
Leases .....	247 5 11		Land Boards .....	21 12 2	
Occupation Licenses .....	20 4 6		Returned Soldier Settlement .....	3 10 3	
Homestead Selections .....	1 19 6				25 2 5
Suburban Holdings .....	1 16 9		Western Land Board .....		176 12 2
			Health .....		0 10 0
Carried forward .....	£	4,305 13 0	Totalizator .....		381 17 5
			<b>Total .....</b>	<b>£</b>	<b>5,908 6 0</b>
<b>INSPECTION BRANCH.</b>					
	£ s. d.			£ s. d.	
<b>Chief Secretary and Public Health :—</b>			Brought forward .....	390 2 1	
Police .....	0 14 9		<b>Lands :—</b>		
Hospitals .....	29 1 2		Returned Soldiers' Settlement Branch .....	0 7 0	
Tourist Bureau .....	25 11 0		Head Office .....	46 2 6	
State Housing Department .....	0 7 6		<b>Mines :—</b>		
Sydney Municipal Council .....	0 11 5		Mining Registrars .....	0 18 0	
Pharmacy Board .....	8 8 0		<b>Education :—</b>		
<b>Treasury :—</b>			Conservatorium of Music .....	1 4 6	
Government Printing Office .....	10 0 0		Schools of Arts .....	7 7 0	
Navigation .....	2 2 4		<b>Agriculture :—</b>		
Shipping Master's Office .....	0 3 0		Experiment Farms .....	3 0 0	
Stamp Duties .....	10 0 0		Fruit Inspectors .....	2 2 5	
Stores Supply .....	3 13 6		Pastures Protection Boards .....	0 10 2	
State Superannuation Board .....	0 1 0		Stock Inspectors .....	0 6 0	
<b>Attorney-General and Justice :—</b>			<b>Forestry Commission :—</b>		
Central Police Court .....	76 10 0		Forest Guards .....	0 13 0	
Clerks of Petty Sessions .....	78 5 4		<b>Public Works :—</b>		
District Courts .....	127 19 0		Albury Water Supply .....	*3,316 4 10	
Equity Office .....	0 8 9		Wellington Water Supply .....	9 2 10	
Head Offices .....	11 13 1		Sydney Harbour Trust .....	21 4 7	
Prisons .....	1 6 3		Railways .....	31 16 10	
Sheriff's Officers .....	3 10 0		Red Cross Society .....	4 14 6	
<b>Labour and Industry .....</b>	<b>0 5 0</b>				3,835 16 3
Carried forward .....	£	490 2 1	<b>Total .....</b>	<b>£</b>	<b>3,835 16 3</b>

\* To be repaid over a period of years.

Outstanding Amounts.		£ s. d.
Clerks of Petty Sessions .....		14 19 11
Stamp Duties .....		27 0 10
Resumed Properties .....		10 0 5
Labour and Industry .....		0 10 0

## Surcharges, Industrial Undertakings, 1920-21.

REVENUE.				EXPENDITURE.			
Undertaking.	Surcharge Raised.	Recovered.	Waived.	Undertaking.	Surcharge Raised.	Recovered.	Waived.
	£ s. d.	£ s. d.	£ s. d.		£ s. d.	£ s. d.	£ s. d.
State Metal Quarries .....	39 3 5	39 3 5	.....	State Metal Quarries .....	30 16 8	30 16 8	.....
Homebush Brickworks .....	8 10 4	8 10 4	.....	State Timber Yards .....	57 4 6	56 13 2	0 11 4
State Trawlers .....	0 15 2	0 15 2	.....	State Trawlers .....	2,641 7 7	2,641 7 7	.....
State Bakery .....	0 2 6	*199 3 3	.....	State Sawmills .....	36 7 0	36 7 0	.....
State Drug Depot .....	0 0 4	0 0 4	.....	State Motor Pipes .....	5 14 7	3 17 1	1 17 6
Water Conservation and Irrigation Commission .....	9 16 6	9 16 6	.....	State Motor Garage .....	12 6 1	12 6 1	.....
Government Dockyards .....	3 0 3	3 0 3	.....	Building Construction .....	1 2 5	1 2 5	.....
				Government Dockyard, Newcastle .....	315 14 1	300 14 1	15 0 0
				Water Conservation and Irrigation Commission .....	256 4 0	256 4 0	.....
				Power Station, Uhr's Point .....	0 1 6	0 1 6	.....
<b>£ 61 8 6</b>	<b>260 9 3</b>			<b>£ 3,373 19 5</b>	<b>3,356 10 7</b>	<b>17 8 10</b>	

\* Includes £199 0s. 3d. raised in 1919-20 and recovered since 30th June, 1920.



## APPENDIX 10—continued.

Surcharges RAISED under the 47th Section of the Audit Act, 1902—continued.

Department.	Amount of Surcharge.	Recovered and Recredited to Vote, Revenue, or other Accounts.	Explained, Written off, or Outstanding.
<b>Excess Disbursements Recovered, 1920-1921.</b>			
<b>Expenditure Branch.</b>			
	£ s. d.	£ s. d.	£ s. d.
<b>Premier:—</b>	0 9 11	0 9 11	.....
The Secretary .....	10 19 5	10 19 5	.....
Tourist Bureau .....			
<b>Colonial Secretary and Public Health:—</b>			
Under Secretary .....	82 4 4	39 10 8	{ 0 5 0 24 10 0† 17 18 8*
Director-General of Public Health .....	127 10 9	103 11 9	{ 16 9 3 1 9 9*
Secretary, Aborigines Protection Board .....	4 11 10	4 11 10	.....
Inspector-General of Police .....	0 16 5	0 16 5	.....
Inspector-General of Mental Hospitals .....	33 13 5	22 17 8	10 15 9
Superintendent of Weights and Measures .....	3 10 0	.....	3 10 0
<b>Treasury:—</b>			
Under-Secretary for Finance and Trade .....	48 0 7	48 0 7	.....
Secretary and Executive Member, Stores Supply Department .....	36 18 1	22 6 10	{ 12 0 1 2 11 2*
Government Printer .....	471 19 10	178 17 11	293 1 11*
Manager, Resumed Properties .....	150 7 10	146 8 4	{ 3 16 6 0 3 0*
Secretary, Sydney Harbour Trust .....	50 10 9	50 9 3	0 1 6
Chairman, Influenza Administrative Committee .....	5 9 11	5 9 11	.....
Commissioner for Stamp Duties .....	196 17 8	.....	196 17 8†
Superintendent, Explosives .....	11 9 2	0 1 3	11 7 11
Superintendent, Navigation .....	8 19 0	1 14 7	7 4 5
Commissioner, Taxation .....	0 4 11	0 4 11	.....
<b>Railways and Tramways:—</b>			
Chief Commissioner .....	38 12 10	37 17 2	0 15 8
<b>Attorney-General and Justice:—</b>			
Under Secretary .....	16 12 7	5 19 5	10 13 2
Comptroller-General of Prisons .....	7 18 7	6 12 4	1 6 3
Sheriff .....	9 8 4	9 8 4	.....
Public Service Board .....	0 12 3	0 2 0	0 10 3
<b>Public Works:—</b>			
Under Secretary .....	76 1 11	35 16 4	{ 38 4 8 2 0 11*
President, Metropolitan Water Supply and Sewerage Board .....	3 10 3	0 10 0	3 0 3
<b>Lands:—</b>			
Under Secretary .....	40 3 6	24 0 3	16 3 3
Commissioner of Forests .....	4 10 3	0 19 8	{ 3 6 7 0 4 0*
Secretary, Western Land Board .....	0 5 0	0 5 0	.....
Chairman, National Park Trust .....	0 2 0	.....	0 2 0
Chairman, Kuring-gai Chase Trust .....	1 15 11	1 15 11	.....
Executive Officer, Rural Industries Board .....	556 7 5	463 12 10	{ 92 4 7 0 10 0*
Director, Soldiers' Settlements .....	23 10 10	18 15 7	4 15 3
<b>Public Instruction:—</b>			
Under Secretary .....	30 13 7	22 0 3	{ 2 2 11 6 10 5*
President, State Children Relief Board .....	251 12 7	6 9 6	{ 104 0 3 141 2 10*
Curator, Australian Museum .....	0 4 9	0 4 9	.....
Trustees, National Art Gallery .....	0 9 2	0 9 2	.....
Superintendent, Industrial School for Girls, Parramatta .....	0 13 6	0 13 6	.....
Superintendent, Farm Home for Boys, Gosford .....	0 11 3	0 11 3	.....
<b>Labour and Industry:—</b>			
Under Secretary .....	16 1 4	8 19 2	7 2 2
<b>Mines:—</b>			
Under Secretary .....	3 9 0	3 4 11	0 4 1
<b>Local Government:—</b>			
Under Secretary .....	1 10 8	1 7 6	0 3 2
<b>Agriculture:—</b>			
Under Secretary .....	32 7 6	16 5 6	{ 15 9 6 0 12 6*
<b>Legislative Council:—</b>			
Clerk of Parliaments .....	1 16 7	1 16 7	.....
<b>Totals .....</b>	<b>£ 2,363 15 5</b>	<b>1,310 8 2</b>	<b>1,053 7 3</b>
<b>SUMMARY OF RECOVERIES.</b>			
Revenue Branch .....			£ s. d. 5,908 6 0
Inspection Branch .....			3,835 16 3
Industrial Undertakings Branch .....			3,616 19 10
Expenditure Branch .....			1,310 8 2
<b>Total .....</b>			<b>£ 14,671 10 3</b>

\* Items under consideration which may be recovered.

† Items being recovered



## APPENDIX 11.

Authorities granted by the Governor-in-Council, under Sections 49 and 51 of Audit Act, 1902, for relief of Accounting Officers from Surcharge, and for the Allowance of Expenditure without Written Vouchers, or Vouchers defective, 1920-21.

Department.	Amount.	Year of Service.	No. of Executive Council's Minute.	Service.	Why Relief Granted.
<b>REVENUE.</b>					
<b>Premier—</b>	£ s d.				
Secretary .....	16 5 0	Various.	21	Advertising—Government Publication .....	Irrecoverable.
" .....	7 0 0	1919-20	1	Premier—Influenza Epidemic .....	"
" .....	7 0 0	"	11	" .....	"
" .....	4 15 0	"	19	" .....	"
" .....	3 2 9	"	30	" .....	"
" .....	16 6 0	"	34	" .....	"
" .....	3 10 0	"	34	" .....	"
" .....	3 10 0	"	36	" .....	"
" .....	3 10 0	"	37	" .....	"
" .....	5 5 0	"	37	" .....	"
" .....	3 10 0	"	38	" .....	"
" .....	5 5 0	"	41	" .....	"
" .....	31 10 0	"	48	" .....	"
" .....	5 10 7	1920-21	17	" Cables .....	"
<b>Public Works—</b>					
Rozelle Joinery Works .....	18 7 4	1913-14	1	Goods supplied .....	"
Under Secretary .....	930 15 0	1914-15	16	North Coast Railway .....	"
" .....	1 16 0	Various	45	Wollongong District—Office rent .....	"
" .....	3 16 0	1917-18	24	Public Works—Loan of flags .....	"
Metropolitan Board of Water Supply and Sewerage .....	21 0 0	Various.	17	Plumbers and Drainers' Licenses .....	"
" .....	8 15 0	"	21	Public Watering Places—Rent .....	"
" .....	546 0 2	"	33	Tamworth Water Rates .....	"
Commissioner for Railways .....	1 16 3	1920-21	1	Robbery—Stanwell Park .....	"
" .....	433 12 1	"	2	Embezzlement—Forbes Railway Station .....	"
" .....	4 6 1	"	2	Robbery Toongabbie .....	"
" .....	5 17 2	"	7	Shortage in Accounts .....	"
" .....	52 12 11	1919-20	43	Robbery—Perthville .....	"
" .....	18 3 2	"	45	" Rhodes .....	"
" .....	31 13 0	"	45	" Clyde Junction .....	"
" .....	2 0 9	"	46	" Merrylands .....	"
" .....	774 12 0	1920-21	Special.	" Strathfield .....	"
<b>Treasury—</b>					
Sydney Harbour Trust .....	44 11 5	Various.	34	Rent .....	"
Government Printer .....	4 5 0	"	48	Gazettal Fees .....	"
Stores Supply Department .....	181 11 4	"	11	Goods .....	"
Resumed Properties .....	128 12 10	"	31	Rent .....	"
" .....	287 3 3	"	35	" .....	"
Government Printer .....	2 14 9	1918-19	39	Printing .....	"
Commissioner for Stamp Duties .....	1 5 0	1920-21	25	Stamps destroyed by fire .....	"
Navigation .....	3 1 11	Various.	21	Wharfage and Tonnage Rates .....	"
<b>Chief Secretary—</b>					
Aborigines Protection Board .....	7 5 2	1918-19	48	Goods .....	"
<b>Agriculture—</b>					
Under Secretary .....	578 5 11	Various.	10	Seed wheat and fodder .....	"
" .....	161 18 0	"	31	" .....	"
" .....	61 10 0	"	25	" .....	"
" .....	11 9 7	1919-20	27	North Bangalow Stud Farm .....	"
" .....	16 16 4	"	33	Seed Wheat .....	"
" .....	37 5 5	1920-21	29	Rural Industry Board .....	"
Hawkesbury Agricultural College .....	1 5 0	"	17	Goods supplied .....	"
Water Conservation & Irrigation Commission .....	62 12 2	Various.	45	Forfeited Farm .....	"
Bathurst Experimental Farm .....	3 6 11	1917-18	32	Students' fees .....	"
" .....	23 0 0	1918-19	19	" .....	"
<b>Labour and Industry—</b>					
Under Secretary .....	74 8 3	Various.	24	Assistance advanced to Unemployed .....	"
" .....	87 11 9	"	9	" .....	"
<b>Lands—</b>					
Under Secretary .....	37 14 1	Various.	11	License fees .....	"
Returned Soldiers' Settlement Branch .....	1 2 10	1919-20	16	Grantham Stud Poultry Farm .....	"
Under Secretary .....	1 0 4	Various.	23	Balance of Advance .....	"
Forestry .....	3 13 4	1918-19	53	Royalty on timber .....	"
" .....	45 2 5	1919-20	32	" .....	"
<b>Public Instruction—</b>					
Under Secretary .....	2 15 0	Various.	7	Rent .....	"
" .....	80 18 9	"	35	Overpayment .....	"
" .....	2 11 5	"	31	Rent .....	"
State Children Relief Department .....	602 16 3	"	36	Maintenance of children .....	"
<b>Attorney-General and of Justice—</b>					
State Bakery .....	17 6 9	Various.	1	Goods supplied .....	"
<b>DISBURSEMENTS.</b>					
<b>Premier—</b>					
Secretary .....	250 6 2	1918-19	7	Publicity Campaign, America .....	Acquittances dispensed with.
" .....	350 10 0	Various.	16	G. S. Bosby—Travelling Expenses .....	"
" .....	81 9 9	"	21	Trade Commissioner—France and Italy .....	"
" .....	135 19 11	"	24	Publicity Campaign .....	"
<b>Treasury—</b>					
State Housing Board .....	7 7 3	1920-21	35	Erection of Cottages .....	Material stolen.
<b>Public Works—</b>					
Under Secretary .....	4 9 0	1919-20	2	Cootamundra District Works Office .....	Material stolen.
Government Dockyard, Newcastle .....	13 13 0	1918-19	42	Overpayment .....	Relief from surcharge.
Under Secretary .....	0 4 10	1919-20	34	Wages .....	Acquittances dispensed with.
" .....	0 11 8	"	45	" .....	"
" .....	0 13 6	"	47	" .....	"
" .....	2,632 18 0	Various.	27	Travelling Expenses .....	"
<b>Public Instruction—</b>					
Under Secretary .....	6 4 8	1919-20	42	Overpayment .....	Irrecoverable.
State Children Relief .....	1 10 0	"	11	Maintenance of Children, &c. .....	Acquittances dispensed with.
<b>Agriculture—</b>					
Water Conservation and Irrigation Commission .....	6 13 1	"	11	Wages .....	"
" .....	43 5 3	"	17	" .....	"
" .....	11 13 0	"	29	" .....	"
" .....	45 13 3	"	31	Griffith Pay .....	Safe R. J. J. J.
" .....	16 12 9	"	44	Wages .....	Acquittances dispensed with.
<b>Lands—</b>					
Under Secretary .....	61 1 0	Various.	32	Balance of Advances .....	"
<b>Local Government—</b>					
Under Secretary .....	74 0 0	"	26	Grants, Trustees, Parks .....	"



## APPENDIX 12.

Transfer of Appropriations during 1920-21, AUTHORISED BY MINUTE OF THE GOVERNOR AND EXECUTIVE COUNCIL, under Section No. 34 of the Audit Act, 1902.

Item No.	Vote Increased.	Original Amount of Vote.	Increased by—	By Transfer from—		No. of Executive Council Minute.
				Item No.	Vote.	
	<b>The Premier —</b>	£	£		£	
19	Motor Cars—Expenses of Upkeep and Salaries, Allowances, &c. of Drivers	3,500	450	28	To pay Officers on extended leave prior to retirement.	13
11	Premier's Department .....	16,907	1,000	27	Anzac Memorial Hall of Fame—Initial sum.	16
19	Motor Cars—Expenses of Upkeep, Salaries, Allowances, &c.	3,500	600	14	Visit of His Royal Highness the Prince of Wales—Cost of illuminations, &c.	25
	<b>Chief Secretary —</b>					
40	To meet payments to Chief Commissioner for Railways for transmission of destitute persons. &c.	1,400	500	107	Venereal Disease — Purchase of Drugs for use at all Government Subsidised Hospitals in New South Wales.	12
63	Medical Board .....	201	15	47	Allowance to Board of Fire Commissioners for care of fire extinguishing appliances in Government Buildings.	16
44	To pay Officers who may be granted extended leave of absence prior to retirement.	1,559	140	32	Auditor-General.....	17
44	" "	1,559	530	31	Colonial Secretary.....	19
57	Relief to Sufferers by floods, hire of boats &c.	1,120	58	47	Allowance to Board of Fire Commissioners, &c.—Care of fire extinguishing appliances in Government Buildings.	20
40	To meet payments to the Chief Commissioner for Railways for transmission of destitute persons.	1,400	500	102	Medical Practitioners towards subsidising Medical Practitioners in bush settlements.	20
39	Incidental Unforeseen and Petty Expenses. Freight, Insurances, &c.	10,000	1,000	106	Venereal Clinics—Towards establishment and maintenance of, &c.	20
97	Special Grants to Ecclesiastical Orphanages.	3,000	1,086	106	" " .....	20
65	Baby Clinics and Baby Hospitals.....	13,223	900	106	" " .....	22
39	Incidental Unforeseen and Petty Expenses, Freight, Insurance, &c.	10,000	750	101	Bush Nurses—Towards establishment and maintenance of.	24
65	Baby Clinics and Baby Hospitals.....	13,223	900	102	Medical Practitioners—Towards subsidising Medical Practitioners in bush settlements.	25
40	To meet payments to the Chief Commissioner for Railways for transmission of destitute persons.	1,400	150	32	Auditor General's Department .....	25
96	Special Grants to Hospitals, &c. ....	25,000	650	102	Medical Practitioners—Towards subsidising Medical Practitioners in bush settlements.	25
106	Venereal Clinics—Towards Establishment and maintenance of, &c.	3,000	420	32	Auditor General's Department.....	
80	Subsidies, Hospitals, and other Benevolent Institutions.—Aid on Condition, &c.	95,000	730	103	Throat and Chest Dispensaries—Towards establishment and maintenance of.	25
	<b>Treasury —</b>			61	Master in Lunacy .....	25
137	Adjustments of Salaries of Officers, &c.	70,000	1,254/4/8	32	Auditor General's Department .....	25
114	Stamp Duties .....	10,530	200	132	Sewerage and Water Rates on Government properties .....	26
125	Insurances, Shipping Charges, &c., ..	3,500	1,800		Refund of Contributions Railway and Tramway Employees .....	
142	Cab Hire, M.L.A., &c. ....	50	5		Other Pensions and Allowances.....	
145	To pay Officers of Treasury Department extended leave, &c.	2,000	270	148		
139	Gratuities to Officers on retirement ...	35,000	1,525	3		9
135	Unforeseen Expenses .....	3,500	500			
	<b>Attorney-General and Justice —</b>					
163	Sheriff's Contingencies .....	33,648	5,000	3	Other Pensions and Allowances .....	29
169	Prisons Contingencies .....	109,075	7,500		Petty Sessions .....	6
179	To meet Legal Expenses, &c. ....	6,500	1,000	168	" .....	16
156	Court Reporters' Contingencies .....	9,970	500			
179	To meet the Legal Expenses, &c. ....	6,500	1,000	170	Registrar General .....	21
155	Attorney General and Justice—Contingencies.	166,511	500			
156	Court Reporters' Contingencies .....	9,970	650	153	Prothonotary and Registrar in Divorce. ....	21
168	Petty Sessions Contingencies.....	125,569	850			
165	Fair Rents Court Contingencies .....	400	250			
176	Purchase of Law Books, &c.....	150	150			



## APPENDIX 12—continued.

Transfer of Appropriations during 1920-21, AUTHORISED BY MINUTE OF THE GOVERNOR AND EXECUTIVE COUNCIL, under Section No. 34 of the Audit Act, 1902

Item No.	Vote Increased.	Original Amount of Vote.	Increase 1 by—	By Transfer from—		No. of Executive Council Minute.
				tem No.	Vote.	
Attorney-General and Justice—continued.						
162	Probate Office Contingencies.....	3,931	300	174	For Expenses of Inquiries under 500 Royal Commission Evidence Act, &c.	21
164	District Court Contingencies .....	6,046	100			
181	Maintenance of Electric Light, &c. ....	400	100			
155	Department of Attorney-General and of Justice—Contingencies.	66,511	700	168	Petty Sessions .....	25
167	Coroners' Contingencies.....	4,072	200			
179	To meet Legal Expenses, &c. ....	6,500	250			
175	Refund of Fees paid for Licenses, &c....	350	50			
176	Purchase of Law Books .....	1,000	50	177	To pay Officers value of extended ... leave.	25
156	Court Reporters' Contingencies .....	9,970	150			
Lands—						
208	To provide for the payment of premiums of insurance of Employees under the Workmen's Compensation Act, 1916	300	139	207	Compensation for Improvements effected on Improvement Scrub and 18th Section Leases, &c.	24
Public Works—						
226	Dredge Service.....	130,000	6,000	220	Establishment Salaries.....	21
225	Harbours and Rivers .....	43,000	5,500	234	Gratuities to old Railway and Tram- way Employees.	21
Agriculture—						
297	Agriculture Contingencies.....	165,008	5,000	301	Stock and Brand Contingencies .....	11
307	Commercial Agents.....	5,005	500	318	Examination of stallions for sound- ness.	16
				321	To meet salaries of Acting Inspectors when relieving Inspector of Stock, &c.	16
335	To pay Officers on Extended Leave prior to retirement.	838	115	334	To provide grants, Extermination of Flying Foxes.	21
				336	To meet expenses Egg-laying Com- petition, Hawkesbury Agriculture.	21
297	Agriculture, Contingencies .....	165,008	2,000	288	Mines Salaries .....	21
319	To reimburse P.P. Board's part salaries of Inspectors for State Services.	1,250	200	308	To organise and subsidise Agricul- tural Bureau and Branches, &c.	22
302	Botanic Gardens, Contingencies .....	18,900	200	304	Garden Palace Grounds and Inner Domain, Contingencies.	22
306	Centennial Park .....	9,877	200			
303	Nursery Garden, Campbelltown, Con- tingencies.	2,118	75	305	Government Domain (Outer) .....	22
297	Agriculture, Contingencies .....	165,008	3,000	301	Stock, Brands, and Pastures Pro- tection.	24
319	To reimburse P.P. Board's part salaries of Inspectors, &c.	1,250	250	297	Agriculture .....	25
345	W.C. and I.C. Establishment .....	58,007	2,000	350	To pay difference between Military and State pay of Officers and Em- ployees of M.I. Areas (Industrial Undertaking), &c.	23
356	Macquarie River—Further investigation of Campbell's Dam, &c.	10,500	400	"	" " .....	19
Local Government.						
375	Endowment of Shires.....	160,000	3,700	366	Local Government.....	24
				367	Valuation Bureau.....	24
				374	Expenditure for Improvement Main Roads.	24



## APPENDIX 13.

Advances made to 30th June overdue at 14th September, 1921.

TO TRUSTEES.

Year of Advance.	Department authorising Advance.	Trustees of—	Trustees.	Amount.
<i>From Consolidated Revenue Account</i>				£ s. d.
1909-10	Lands ... ..	Parks, Recreation Grounds and Cemeteries.	Trustees generally...	239 7 11
1910-11	" ... ..	" ... ..	" ... ..	402 12 6
1911-12	" ... ..	" ... ..	" ... ..	356 16 9
1912-13	" ... ..	" ... ..	" ... ..	485 2 0
1913-14	" ... ..	" ... ..	" ... ..	293 12 8
1914-15	" ... ..	" ... ..	" ... ..	247 1 6
1915-16	" ... ..	" ... ..	" ... ..	364 11 3
1916-17	" ... ..	" ... ..	" ... ..	88 0 0
1917-18	" ... ..	" ... ..	" ... ..	140 0 0
1918-19	" ... ..	" ... ..	" ... ..	1,817 14 0
1919-20	" ... ..	" ... ..	" ... ..	7,735 0 0
1920-21	" ... ..	" ... ..	" ... ..	13,101 13 4
			Total outstanding	£ 25,271 11 11

TO PUBLIC OFFICERS AND OTHERS.

Year of Advance.	Department authorising Advance.	Accounting Officers.	Amount.
<i>From Consolidated Revenue Account.</i>			£ s. d.
1914-15	Attorney-General and Justice	N. C. Lockhart ... ..	157 10 0
1916-17	Mines ... ..	R. H. Cambage ... ..	45 0 0
1917-18	Treasury ... ..	Annandale Voluntary Workers Association ... ..	381 1 9
"	" ... ..	Rockdale Municipal District Voluntary Workers Association ... ..	221 8 1
"	Public Works ... ..	J. T. McKern, Coal Board ... ..	60,000 0 0
1918-19	Public Health ... ..	Society for Welfare, Mothers and Babies ... ..	101 9 6
"	Treasury ... ..	Municipal Council, Orange ... ..	547 4 9
"	" ... ..	J. J. Goonan, supply of water to residence, Fifield ... ..	10 0 0
"	" ... ..	A. Hay, Coolangatta ... ..	4,000 0 0
"	Public Works ... ..	W. C. Parsons, Coal Board ... ..	5,000 0 0
"	National Art Gallery ... ..	G. V. F. Mann ... ..	247 0 0
1919-20	Premier ... ..	P. Marks ... ..	250 0 0
"	" ... ..	Wm. Brammer ... ..	8 0 0
"	Agent-General ... ..	D. R. Hall ... ..	804 1 11
"	Chief Secretary ... ..	Returning Officers, General Election ... ..	6,320 0 0
"	Public Health ... ..	Society for Welfare, Mothers and Babies ... ..	750 0 0
"	" ... ..	Influenza Epidemic, Claims for compensation ... ..	1,000 0 0
"	Treasury ... ..	Mt. Boppy Gold Mining Coy., Ltd. ... ..	1,494 17 1
"	Attorney-General and Justice	Royal Commission, Chas. Reeve and others, for conspiracy	428 0 0
"	" ... ..	Officer-in-charge of Police, Children's Court... ..	60 0 0
"	Public Trustee ... ..	T. W. Garrett ... ..	4,000 0 0
"	Water Conservation and Irrigation Commission.	J. Brady ... ..	201 0 0
1920-21	Treasury ... ..	J. Robson ... ..	3 0 0
"	" ... ..	C. C. Lazzarini ... ..	5 0 0
"	" ... ..	T. H. Burt ... ..	1,200 0 0
"	" ... ..	Imperial Pensions ... ..	25 0 0
"	Premier ... ..	Olympic Games ... ..	200 0 0
"	Public Health ... ..	Pharmacy Board ... ..	50 0 0
"	Public Works ... ..	Tuckean Swamp Drainage ... ..	200 0 0
"	Executive and Legislative ... ..	A. Blenkin ... ..	27 0 0
"	Mines ... ..	R. H. Cambage ... ..	200 0 0
"	Agriculture ... ..	J. P. Shelton ... ..	50 0 0
"	Art Gallery ... ..	G. V. F. Mann ... ..	1,000 0 0
"	Premier ... ..	C. H. Hay ... ..	1,748 6 9
"	Agent General ... ..	T. G. White ... ..	125 0 0
"	" ... ..	D. R. Hall ... ..	67 16 4
"	Chief Secretary ... ..	A. B. James ... ..	588 13 9
"	Police ... ..	A. Sticpewich ... ..	13,089 5 6
"	Weights and Measures	R. W. Barber ... ..	2 14 1
"	Public Health ... ..	S. C. Flood ... ..	25 0 0
"	" ... ..	Society, Welfare, Mothers and Babies ... ..	150 0 0
Carried Forward ...			£ 104,783 9 6

APPENDIX 13.



## APPENDIX 13—continued.

Advances made to 30th June, overdue at 14th September, 1921—continued.

TO PUBLIC OFFICERS AND OTHERS—continued.

Year of Advance.	Department authorising Advance.	Accounting Officers.	Amount.
<i>From Consolidated Revenue Account—continued.</i>			
			£ s. d.
1920-21	Metropolitan Meat Industry Board.	G. W. S. King ... ..	Brought Forward ... .. 104,783 9 6
			100,000 0 0
"	Stamp Duties ... ..	F. W. Walther ... ..	545 14 6
"	Government Printer ... ..	W. A. Gullick ... ..	20 0 0
"	Navigation Department ... ..	F. Cumming ... ..	2 13 0
"	Resumed Properties ... ..	F. Hall ... ..	921 12 9
"	Treasury ... ..	Goulburn Municipal Council ... ..	4,558 16 0
"	" ... ..	Bathurst Municipal Council ... ..	1,823 14 9
"	Attorney-General and Justice	W. Clark ... ..	969 14 10
"	" ... ..	Master in Equity ... ..	305 7 0
"	" ... ..	E. M. James ... ..	3 0 0
"	Lands ... ..	R. S. Beardsmore ... ..	335 10 0
"	Forestry ... ..	A. S. Walker ... ..	1,549 13 8
"	Returned Soldiers' Settlement Branch.	L. W. G. Baker ... ..	25 0 0
"	Lands ... ..	Lands Trustees ... ..	8,421 6 6
"	State Children ... ..	Miss Hodgkinson ... ..	760 11 4
"	" ... ..	A. W. Green ... ..	175 4 8
"	Board of Trade ... ..	H. G. Chapman ... ..	400 0 0
		Total outstanding ... ..	£ 225,592 8 6
<i>From General Loan Account.</i>			
1919-20	Public Works ... ..	Metropolitan Meat Industry Board ... ..	20,000 0 0
1920-21	Attorney-General and Justice	W. Clark ... ..	4,971 17 6
"	Returned Soldiers' Settlement Branch.	L. W. G. Baker ... ..	1,623 12 6
"	Public Works ... ..	H. Milford ... ..	438 1 2
"	Agriculture ... ..	J. H. Ellis ... ..	8,109 0 8
		Total outstanding ... ..	£ 35,142 11 10
<i>From Special Deposits Account.</i>			
1920-21	Bankruptcy ... ..	J. C. Pepper ... ..	500 0 0
"	Police ... ..	A. Sticpewich ... ..	0 3 10
"	Attorney-General and Justice	W. Clark ... ..	354 17 11
"	Returned Soldiers' Settlement Branch.	L. W. G. Baker ... ..	150 0 0
"	Public Works ... ..	H. Milford ... ..	11 16 10
		Total outstanding ... ..	£ 1,016 18 7
<i>From Loans Expenditure Account.</i>			
1920-21	Water Conservation and Irrigation Commission.	H. Lillyman ... ..	77 14 3
		Total Outstanding ... ..	£ 77 14 3
<i>From Expenditure Suspense Account.</i>			
Wheat grown on Excess Areas.			
1915-16	Agriculture ... ..	E. Harris ... ..	132 13 1
1916-17	" ... ..	G. Valder ... ..	2,000 0 0
		Total Outstanding ... ..	£ 2,132 13 1
<i>From Union of South Africa.</i>			
Purchase of Sheep.			
1920-21	Treasury ... ..	A. G. Michaelian ... ..	13,000 0 0
		Total Outstanding ... ..	£ 13,000 0 0



## APPENDIX 14.

Comparative Statement of Balances of STORES, &c., ON HAND AT LAST and PREVIOUS STOCKTAKINGS, as disclosed by the Returns of the various Departments, supplied in terms of the Audit Act, 1902.

(Unless otherwise stated, the balances are as at 31st March.)

Department.	1919-20.	1920-21.	Increase.	Decrease.
	Value of Stock.	Value of Stock.	Amount.	Amount.
<b>Executive and Legislative:—</b>	£ s. d.	£ s. d.	£ s. d.	£ s. d.
Legislative Assembly .....	24 0 5	41 8 6	17 8 1	.....
Legislative Council .....	23 1 6	35 13 1	12 11 7	.....
Parliamentary Library .....	1 0 6	2 6 10	1 6 4	.....
Total .....	48 2 5	79 8 5	31 6 0	.....
<b>Premier:—</b>				
Premier's Department .....	9 0 9	43 13 5	34 12 8	.....
Central Motor Depot .....	737 15 8	888 7 3	150 11 7	.....
Total .....	746 16 5	932 0 8	185 4 3	.....
<b>Chief Secretary and Public Health:—</b>				
Chief Secretary .....	6 11 9	12 19 5	6 7 8	.....
Auditor-General .....	38 5 10	58 16 6	20 10 8	.....
Aborigines' Protection Board .....	1,426 17 0	2,140 7 10	713 10 10	.....
Police .....	17,419 14 9	25,277 11 6	7,857 16 9	.....
Bureau of Statistics .....	62 0 3	70 5 0	8 4 9	.....
Weights and Measures (Head Office) .....	475 17 7	752 1 7	276 4 0	.....
Tourist Bureau .....	5,308 8 2	*6,131 15 3	.....	.....
Fisheries .....	190 16 7	260 0 8	69 4 1	.....
Coast Hospital .....	†6,051 1 2	†5,674 9 11	.....	376 11 3
Government Asylums and Hospitals .....	†9,754 12 0	*4,698 14 10	.....	.....
Master-in-Lunacy .....	25 15 3	23 10 9	.....	2 4 6
Inspector-General of Mental Hospitals .....	26 11 11	5 0 0	.....	21 11 11
Mental Hospitals .....	7,323 19 9	7,631 3 11	307 4 2	.....
Total .....	48,110 12 0	52,646 17 2	.....	.....
<b>Treasury:—</b>				
Head Office .....	44 3 5	48 17 9	4 14 6	.....
Stamp Duties .....	5 17 9	8 2 6	2 5 1	.....
Taxation .....	60 10	75 19 6	15 8 9	.....
Government Printing Office .....	30,714 0 11	97,980 15 1	67,266 14 2	.....
Explosives .....	948 18 2	665 12 1	.....	283 6 1
Navigation .....	2,783 0 8	2,979 3 1	196 2 5	.....
Resumed Properties .....	1,131 14 1	3,189 18 6	2,058 4 5	.....
State Superannuation Board .....	32 18 5	34 17 1	1 18 8	.....
Stores Supply .....	56,583 10 8	84,346 1 9	27,762 11 1	.....
Total .....	92,304 14 4	189,329 7 4	97,307 19 1	283 6 1
<b>Attorney-General and Justice:—</b>				
Head Office .....	124 4 0	143 1 10	18 17 10	.....
Sheriff .....	8 12 5	23 9 0	14 17 7	.....
Registrar-General .....	66 13 7	45 0 4	.....	21 13 3
District Courts .....	7 4 11	21 18 10	14 13 11	.....
Public Service Board .....	21 14 2	70 12 2	48 18 0	.....
Probate Office .....	Not furnished.	47 3 7	47 3 7	.....
Prisons generally .....	22,864 4 0	24,830 4 11	1,966 0 11	.....
Total .....	23,092 13 1	25,181 11 8	2,110 11 10	21 13 3
<b>Lands:—</b>				
Head Office .....	1,032 5 11	4,890 7 8	3,858 1 9	.....
Local Land Boards .....	363 6 0	355 14 9	.....	7 11 3
Soldiers' Settlement Branch .....	†50,693 10 3	*†29,266 8 10	.....	.....
Total .....	52,089 2 2	34,512 11 3	.....	.....
<b>Forestry Commission:—</b>				
Head Office .....	52 10 11	75 17 4	23 6 5	.....
Country Centres .....	141 3 3	287 11 9	146 8 6	.....
Total .....	193 14 2	363 9 1	169 14 11	.....
<b>Mines:—</b>				
Head Office .....	52 18 8	14 11 10	.....	38 6 10
Total .....	52 18 8	14 11 10	.....	38 6 10
Carried forward .....	216,638 13 3	303,059 17 5	.....	.....

\* Returns incomplete.

† Stock taken at 31st December.

‡ Stock taken at 30th June.

Note.—In view of the incompleteness of the returns, as indicated, it is impossible to arrive at an accurate comparison on the totals for the two years.



## APPENDIX 14—continued.

## Comparative Statement of Balances of STORES, &amp;c., ON HAND, &amp;c.—continued.

Department.	1919-20.	1920-21.	Increase.	Decrease.
	Value of Stock.	Value of Stock.	Amount.	Amount.
Brought forward (Governmental) .....	£ s. d. 216,638 13 3	£ s. d. 303,059 17 5	£ s. d. .....	£ s. d. .....
<b>Public Instruction :—</b>				
Head Office.....	57 3 11	91 10 7	34 6 8	.....
Technical Education.....	†1,807 3 10	†2,428 4 3	621 0 5	.....
Aviation School.....	933 11 8	843 9 0	.....	95 2 8
Furniture Shops.....	†18,445 3 3	†18,510 19 7	65 16 4	.....
Kent-street Stores .....	†30,735 18 2	†51,106 6 1	20,370 7 11	.....
Australian Museum .....	195 1 6	205 6 2	10 4 8	.....
National Art Gallery .....	16 8 8	19 3 0	2 14 4	.....
Public Library .....	98 3 9	101 10 9	3 7 0	.....
Observatory .....	23 10 0	24 3 8	0 13 8	.....
Conservatorium.....	11 14 1	11 4 0	.....	0 10 1
State Children Relief—				
Ormond House.....	3,185 5 10	2,714 6 5	.....	470 19 5
Industrial School, Parramatta .....	555 11 2	598 7 0	42 15 10	.....
Farm Home, Gosford .....	962 7 10	583 6 7	.....	379 1 3
„ „ Mittagong .....	435 10 2	533 3 7	97 13 5	.....
Boys' Home, Raymond Terrace.....	280 14 6	462 0 5	181 5 11	.....
Total .....	57,748 8 4	78,233 1 1	21,430 6 2	945 13 5
<b>Public Works :—</b>				
Head Office .....	†991 9 1	†1,113 5 5	121 16 4	.....
General Depot .....	†98,727 17 4	†85,262 19 7	.....	13,464 17 9
Port Kembla .....	†3,321 7 4	†2,945 0 7	.....	376 6 9
Government Dockyard, Newcastle .....	†1,490 19 6	†402 9 3	.....	1,088 10 3
Total .....	104,531 13 3	89,723 14 10	121 16 4	14,929 14 9
<b>Labour and Industry :—</b>				
Head Office.....	9 9 1	24 3 9	14 14 8	.....
Gas Examiner's Branch .....	Not furnished.	4 17 6	4 17 6	.....
Training Farm, Scheyville .....	1,415 7 6	862 8 0	.....	552 19 6
Labour Depot, Randwick .....	295 14 11	468 18 9	173 3 10	.....
Total .....	1,720 11 6	1,360 8 0	192 16 0	552 19 6
<b>Local Government—</b>				
Head Office.....	27 3 7	33 14 4	6 10 9	.....
Valuer-General .....	15 12 9	17 8 8	1 15 11	.....
Total .....	42 16 4	51 3 0	8 6 8	.....
<b>Agriculture :—</b>				
Head Office.....	71 1 1	67 15 7	.....	3 5 6
Grain Elevator Branch .....	.....	760 17 2	760 17 2	.....
Stock and Brands .....	23 4 6	17 14 9	.....	5 9 9
Dairy Branch .....	17 12 6	14 14 10	.....	2 17 8
Hawkesbury College .....	1,209 16 1	1,384 9 4	174 13 3	.....
Experiment Farms, &c. ....	3,778 9 5	3,443 6 3	.....	335 3 2
Botanic Gardens .....	115 9 11	172 16 7	57 6 8	.....
Centennial Park .....	173 13 8	153 14 8	.....	19 19 0
Nursery Campbelltown .....	28 1 11	17 13 0	.....	10 8 11
Domains .....	103 0 8	75 2 11	.....	27 17 9
Rural Industries Board .....	.....	Not furnished.	.....	.....
Total .....	5,520 9 9	6,108 5 1	992 17 1	405 1 9
<b>Water Conservation and Irrigation—</b>				
Head Office .....	† 797 4 6	† 604 16 3	.....	192 8 3
Country Centres .....	† 26,796 6 8	Not furnished.	.....	.....
.....	£27,593 11 2	604 16 3	.....	192 8 3
<b>National Park Trust</b> .....	220 8 7	209 13 0	.....	10 15 7
<b>Kurin-gai Chase Trust</b> .....	.....	Not furnished.	.....	.....
Total .....	£414,016 12 2	479,350 18 8	.....	.....
<b>BUSINESS UNDERTAKINGS.</b>				
<b>Commissioner for Railways :—</b>				
Railways and Tramways ( <i>Ledger Balances</i> )...	1,973,524 7 1	2,320,227 14 9	346,703 7 8	.....
<b>Metropolitan Board of Water Supply and Sewerage</b> .....	64,232 17 4	84,645 13 3	20,412 15 11	.....
<b>Hunter District Water Supply and Sewerage</b> .....	10,154 5 5	14,848 7 11	4,694 2 6	.....
<b>Sydney Harbour Trust</b> .....	† 7,404 1 1	35,589 11 10	28,185 10 9	.....
Total, Business Undertakings .....	£2,055,315 10 11	2,455,311 7 9	399,995 16 10	.....
<b>Grand Total</b> .....	£2,469,332 3 1	2,934,662 6 5	.....	.....

† Stock taken at 31st December.

† Stock taken 30th June.

N. te.—In view of the incompleteness of the returns as indicated, it is impossible to arrive at an accurate comparison on the totals for the two years.



## APPENDIX 15.

## VALUE OF PLANT.

On hand, 31st March and 30th June, 1921, in Departments other than Business and Industrial Undertakings.

(As disclosed by returns furnished under Treasury Regulation No. 85.)

Department.	Value.	Department.	Value.
	£ s. d.		£ s. d.
<b>Premier—</b>		<b>Brought forward .....</b>	<b>£ 474,947 9 8</b>
Central Motor Depot .....	1,383 0 0	<b>Lands—</b>	
<b>Chief Secretary and Public Health—</b>		Head Office .....	4,040 0 0
Aborigines' Protection Board .....	6,467 1 6	Returned Soldiers' Settlements .....	*22,091 15 11
Police .....	52,704 19 3	Total .....	26,131 15 11
Fisheries .....	9,365 2 2	Kuring-gai Chase Trust .....	Not furnished.
State Hospitals and Asylums .....	131,052 14 9	National Park Trust .....	18,690 6 9
Master-in-Lunacy .....	520 6 3	<b>Mines—</b>	
Weights and Measures .....	2,274 10 0	Head Office .....	7,285 15 10
Bureau of Statistics .....	960 0 0	Country Centres .....	454 4 3
Tourist Bureau .....	16,935 9 5	Total .....	7,740 0 1
Total .....	220,280 3 4	<b>Labour and Industry—</b>	
<b>Treasury—</b>		Gas Examiner .....	787 18 7
Stamp Duties .....	1,443 11 3	Labour Depot, Randwick .....	2,577 7 1
Government Printing Office .....	78,108 0 0	Labour Farm, Scheyville .....	2,031 10 6
Explosives .....	43,867 6 11	Total .....	5,396 16 2
Navigation .....	32,478 15 0	<b>Agriculture—</b>	
Stores Supply .....	479 17 8	Experiment Farms .....	44,176 0 1
Resumed Properties .....	646 11 6	Stock Offices .....	1,933 7 6
Total .....	157,024 2 4	Domains, &c. ....	2,191 1 10
<b>Justice—</b>		Head Offices .....	1,457 15 5
Prisons Generally .....	21,094 10 6	Grain Elevator Branch .....	751 17 8
<b>Education—</b>		Miscellaneous .....	612 10 0
Technical Education .....	59,862 14 10	Rural Industry Board .....	673 11 1
Public Library .....	1,155 0 3	Total .....	51,796 3 7
Art Gallery .....	1,322 1 6	<b>Public Works—</b>	
Museum .....	816 14 3	District Works Offices .....	32,130 16 4
Observatory .....	3,302 6 3	Water Supply and Sewerage .....	105,166 1 3
State Farms, &c. ....	4,135 2 0	Dredge Service .....	446,885 0 0
Hurlstone Agricultural High School .....	257 6 6	Harbour Works .....	27,100 6 11
Industrial School, Parramatta .....	1,605 15 6	Sundry Works .....	33 1 7
Carpentry Workshops Drummoyne .....	2,708 12 5	Total .....	611,315 6 1
Total .....	75,165 13 6	<b>Forestry Commission—</b>	
Carried forward .....	£ 474,947 9 8	Country Centres .....	6,562 19 7
		<b>Public Service Board .....</b>	<b>214 0 0</b>
		<b>Grand Total .....</b>	<b>£ 1,202,794 17 10</b>

\* The returns of 20 Soldiers' Settlements have not been furnished.



## APPENDIX 16.

## SUPERANNUATION ACCOUNTS.

OPERATIONS DURING 1920-21.

## Public Service Superannuation Fund.

Receipts—				Payments—			
	£	s.	d.		£	s.	d.
Contributions by Public Servants	9,554	11	11	Pensions...	166,843	0	10
				Refund of Contributions	12,098	17	5
<b>Balance</b> ( <i>net charge to Consolidated Revenue Account</i> )	169,387	6	4				
	<u>£178,941</u>	<u>18</u>	<u>3</u>		<u>£178,941</u>	<u>18</u>	<u>3</u>
<i>Section 43 Constitution Act.</i>							
	£	s.	d.		£	s.	d.
Amount appropriated	3,500	0	0	Pensions paid	1,133	6	4
				<b>Balance unallotted</b>	<b>2,366</b>	<b>13</b>	<b>8</b>
	<u>£ 3,500</u>	<u>0</u>	<u>0</u>		<u>£3,500</u>	<u>0</u>	<u>0</u>

## Police Superannuation and Reward Fund.

Receipts—				Payments—			
	£	s.	d.		£	s.	d.
Deductions from Salaries of Police Force, Fines, &c.	55,160	18	11	Pensions	130,154	17	8
Special Appropriation from Consolidated Revenue Account	80,000	0	0	Gratuities	6,051	3	4
				Miscellaneous—			
				Funeral Expenses and Medical Fees	92	1	0
				Refunds of Fines	180	5	0
				Refunds of Money and Proceeds of Sales, &c.	118	16	0
					391	2	0
					<u>£136,597</u>	<u>3</u>	<u>0</u>
Balance brought forward from 1919-20	2,402	0	5	<b>Balance carried forward to 1921-22</b>	<b>965</b>	<b>16</b>	<b>4</b>
	<u>£137,562</u>	<u>19</u>	<u>4</u>		<u>£137,562</u>	<u>19</u>	<u>4</u>

## Government Railways Superannuation Fund.

Receipts—				Payments—			
	£	s.	d.		£	s.	d.
Deductions from Salaries and Emoluments of Officers	147,273	2	10	Pensions	145,944	19	0
Proceeds of Policies	1,297	11	5	Refunds of Deductions	4,974	11	6
				Gratuities	4,141	19	4
				Proceeds of Policies	482	15	1
				Refund to Railway Department	82	15	11
				Salaries of Secretary and Actuary	200	0	0
				Life Insurance Premiums on Policies transferred by Officers to the Chairman of the Board	2,231	17	11
				Stamp duty on re-transferred policy	1	0	0
					158,059	18	9
Balance brought forward from 1919-20	45,303	17	6	<b>Balance carried forward to 1921-22</b>	<b>35,814</b>	<b>13</b>	<b>0</b>
	<u>£193,874</u>	<u>11</u>	<u>9</u>		<u>£193,874</u>	<u>11</u>	<u>9</u>



## APPENDIX 16—continued.

## State Superannuation Fund.

STATEMENT OF RECEIPTS AND PAYMENTS FOR THE YEAR ENDED 30TH JUNE, 1921.

	£	s.	d.		£	s.	d.	£	s.	d.
To Cash at call with Colonial Treasurer at 3 per cent. at 30th June, 1920 .....	15,392	5	5	By Refunds to Contributors—						
„ Cash at Bank and on hand as at 30th June, 1920 .....	22,197	0	1	Males .....	5,046	2	2			
„ Contributions from Employees .....	239,165	4	6	Females .....	2,940	2	1			
„ Contributions for Employers .....	425,205	0	6	Paid in excess .....	3,676	14	4			
„ Transfer of Gratuities and Refunds ...	136	1	6	Consequent on variation of options ...	2	17	3			
„ Voluntary Savings .....	15	0	0	Women Employees on death prior to retirement .....	13	18	11			
„ Interest on Invested Funds .....	37,708	16	4		11,679	14	9			
„ Repayment of "Lump Sums" paid to Employees on retrenchment .....	7	8	4	„ Refund of Excess Contributions by Employees .....	68	6	5	11,748	1	2
				„ Normal Pensions—						
				Males .....	2,630	14	3			
				Females retiring at 55 .....	636	11	6			
				Females retiring at 60 .....	673	7	5			
				„ Breakdown Pensions—						
				Males .....	2,988	16	8			
				Females .....	815	7	10			
				„ Widows' Pensions on death of Contributor .....	2,976	6	10			
				„ Children's Benefits on death of Contributor .....	761	8	2			
				„ Orphan's Benefit on death of Contributor .....	23	13	4			
				„ Widows' Pensions on death of Normal Pensioner .....	31	13	8			
				„ Widows' Pensions on death of Breakdown Pensioner .....	94	5	0			
				„ Children's Benefits on death of Breakdown Pensioner .....	33	5	4			
				„ Pensions to Employees on retirement .....	168	8	4			
				„ Pensions in respect of transfer of rights to a Gratuity—						
				Males .....	4	19	1			
				Females .....	20	6	0	11,859	3	5
				„ Life Assurance Premium paid on account of Policies taken over (Section 61) .....				519	1	3
				„ Accrued Interest paid on New South Wales Funded Stock taken up subsequent to interest due date .....				60	10	10
				„ Accrued Interest paid on Treasury Bills taken up subsequent to date of issue .....				63	5	9
				„ Refund of Interest overpaid to the Fund .....				1	7	5
				„ Investments—						
				Securities of the Government of New South Wales .....	338,408	13	6			
				Securities of the Government of the Commonwealth .....	201,938	17	2			
				Securities of Councils of Local Governing Bodies .....	119,500	0	0	659,847	10	8
				„ Cash at call with the Colonial Treasurer at 3 per cent. as at 30th June, 1921 .....				30,723	0	7
				„ Cash at Bank on 30th June, 1921 .....				25,004	15	7
								£739,826	16	8
	£739,826	16	8							



## APPENDIX 16—continued.

## PENSIONS.

ACTUAL PAYMENTS DURING 1920-21.

Under the Constitution Act :—								£	s.	d.
Supreme Court Judges	...	...	...	...	...	...	...	494	6	1
Superannuated Officers	...	...	...	...	...	...	...	1,133	6	4
Schedule C—Stipends to Clergy	...	...	...	...	...	...	...	100	0	0
Annual Appropriations :—										
Widows of Pilots	...	...	...	...	...	...	...	50	0	0
Military	...	...	...	...	...	...	...	321	8	7
Other Pensions and Allowances	...	...	...	...	...	...	...	1,716	17	11
Under Special Acts :—										
Public Service Superannuation Act—No. 8 of 1903—										
Special Appropriations	...	...	...	...	...	...	...	166,843	0	10
Superannuation Act No. 28 of 1916	{	<i>Governmental</i>	...	...	£78,104	8	8	100,472	4	10
	{	<i>Business Undertakings</i>	...	...	22,367	16	2			
District Court Judges Act 23, 1912	...	...	...	...	...	...	...	3,000	0	0
Pensions under Judges Retirement Act, 1918, Section 4	...	...	...	...	...	...	...	1,820	0	0
Police Superannuation and Reward Fund	{	<i>Accumulated Funds</i>	...	£50,154	17	8	130,154	17	8	
	{	<i>Special Appropriation</i>	...	80,000	0	0				
Government Railways Superannuation Act, <i>Accumulated Funds</i>	...	...	...	...	...	...	...	145,944	19	0
<b>Total</b>	...	{ <i>Paid from Consolidated Revenue Account</i> ... 355,951 4 7 } { <i>Paid from Contributions...</i> ... 196,099 16 8 }						<b>£552,051 1 3</b>		

## GRATUITIES.

From Consolidated Revenue Account :—

Annual Appropriation Act, 1920-21 :—

								£	s.	d.
Railways and Tramways	...	...	...	...	...	...	...	32,522	0	0
Gratuities and Provisional Allowances—Members and Relatives										
Imperial and State Contingents, South Africa and China	...	...	...	...	...	...	...	1,128	1	6
Other gratuities provided under Appropriation Act, or paid from Advance to Treasurer and Other Payments	...	...	...	...	...	...	...	37,859	18	5

From General Loan Account :—

Railways and Tramways	...	...	...	...	...	...	...	1,785	0	0
-----------------------	-----	-----	-----	-----	-----	-----	-----	-------	---	---

From Accumulated Funds :—

Police Superannuation and Reward Fund	...	...	...	...	...	...	...	6,051	3	4
Government Railways Superannuation Account	...	...	...	...	...	...	...	4,141	19	4

**Total** ... .. **£83,488 2 7**

## SUMMARY, 1920-21.

				From—						Total.				
				Revenue.		Loans.		Contributions.						
				£	s.	d.	£	s.	d.	£	s.	d.	£	s.
Pensions ...	...	...	355,951	4	7	.....			196,099	16	8	552,051	1	3
Gratuities	...	...	71,509	19	11	1,785	0	0	10,193	2	8	83,488	2	7
Total ...	£		427,461	4	6	1,785	0	0	206,292	19	4	635,539	3	10



**APPENDIX 17.**  
**MISCELLANEOUS SERVICES**  
**ON WHICH REPAYMENTS BY INSTALMENTS ARE MADE.**  
**Amounts outstanding on 30th June, 1921.**

Service.	Date of Advance.	Amount Advanced.	Annual Repayments.	Authority, and Source of Payment.	Instalments of Principal and Interest—		Balance of Principal outstanding on 30th June, 1921.	Particulars.
					Due to 30th June, 1921.	Paid to 30th June, 1921.		
Bowling Tank—D. Pegrem	24th June, 1910	£ s. d. 60 0 0	£ s. d. 5 8 0	Public Works Account.	£ s. d. 64 16 0	£ s. d. 59 8 0	£ s. d. 19 10 9	To be paid off in fifteen years; 4 per cent. interest.
Improvements to Sydney Sports Ground—Trustees.	{ 9th June, 1902 19th „ 1903	1,000 0 0 500 0 0	..... {	Revenue Votes and Works Department.	1,000 0 0 500 0 0	.....	1,000 0 0 500 0 0	{ Trustees agree to repay £1,500 in such amounts as may be possible after meeting working expenses, commencing 1st September, 1912.
National Park Trust	{ 26th Feb., 1917 12th June, 1917 27th Dec., 1917 11th Feb., 1918	2,000 0 0 1,500 0 0 1,000 0 0 500 0 0	{ 481 14 2	General Loan Account.	1,445 2 6	1,115 15 0	4,524 19 10	To be repaid in fifteen years, with interest at 5 per cent.
Botany Municipal Council—Reconstruction, Bunnerong Road.	30th June, 1920	6,900 7 10	91 10 6	{ General Loan and Public Works Accounts.	183 1 0	91 10 6	6,856 7 4	To be repaid in fifteen years, with interest at 5 per cent.
Shallow Bores	1913-1921	89,006 5 6	.....	Consolidated Revenue and General Loan Accounts.	23,416 17 5	19,288 0 0	69,718 5 6	Payable by half-yearly instalments without interest. £441 19s. 3d. not charged, being experiments.
Hay Irrigation Area	1920-1921	231 0 0	.....	Consolidated Revenue Account.	77 15 1	54 18 4	176 1 8	To be repaid in two years, with interest at 5 per cent.
Curlwaa Irrigation Area...	1912-1919	8,175 0 0	.....	Consolidated Revenue Account.	7,940 4 6	6,704 13 7	2,953 2 0	To be repaid in seven years, with interest at 5 per cent.



## APPENDIX 18.

## CONSOLIDATED REVENUE FUND.

Payments during 1920-21 Withheld from Certificates of Discharge to the Colonial Treasurer.

Head of Account.	Why Withheld.			Amount.	Total.
No. III.—PREMIER.					
MISCELLANEOUS SERVICES—					
To meet unusual expenditure arising out of the War, in entertaining Soldiers, assisting the Returned Soldiers' Association and Patriotic Associations, in supplying electricity for Soldiers' Kiosk, reduced fares to Sailors, Soldiers, and ex-Soldiers, and employees of Military or Naval Colleges and Small Arms Factory, and in granting concessions generally to returned and wounded Soldiers .....				£ s. d.	£ s. d.
Expended without Appropriation or Warrant.				.....	26,344 16 8
No. IV.—COLONIAL SECRETARY, MINISTER FOR HOUSING, AND MINISTER FOR PUBLIC HEALTH AND MOTHERHOOD.					
COLONIAL SECRETARY—					
Police—Salaries .....	do	do	...	61,533 9 10	
Do Contingencies.....	do	do	...	7,395 19 11	
Miscellaneous Services—					
Maintenance and transmission of destitute persons within and beyond the State—Charitable Relief, &c.	do	do	...	72,809 18 11	
Relief of Unemployed consequent on the Shipping Dispute .....	do	do	...	4,209 12 1	
					145,949 0 9
MINISTER FOR PUBLIC HEALTH AND MOTHERHOOD—					
Public Health—Salaries .....	do	do	...	5,368 14 1	
Do —Contingencies .....	do	do	...	7,454 19 5	
Lunacy—Salaries.....	do	do	...	1,419 18 9	
Do Contingencies .....	do	do	...	13,509 11 1	
Hospitals and other Charitable Services—					
Subsidies—Hospitals and other Benevolent Institutions—					
Aid, on condition that an equal amount be raised by private annual contributions, and also that the Government, through Police Magistrates or other approved Officers, has the right of recommending the admission of Patients .....	do	do	...	44,081 13 6	
					71,834 16 10
No. V.—TREASURER AND SECRETARY FOR FINANCE AND TRADE.					
Navigation—Contingencies .....	do	do	...	1,442 1 9	
Stores Supply Department—Contingencies ...	do	do	...	32,547 13 4	
MISCELLANEOUS SERVICES—					
Interest on Moneys in the temporary possession of the Government .....	do	do	...	102,976 4 5	
Interest on Advances by Bank.....	do	do	...	84,201 16 11	
Adjustment of Salaries of Officers, as approved by the Public Service Board and Departmental Boards; to meet Increments granted under the Public Service Act Regulations, including Minimum Wage to male and female employees in the Service. ....	do	do	...	69,494 5 11	
Commissioner for Railways—To meet Cost of Fares of Sailors and of Members of the A.I.F. and their relatives on their return from Active Service .....	do	do	...	856 17 11	
Royal Commission on Colliers .....	do	do	...	3,220 4 8	
					294,739 4 11
Carried forward .....				£	538,867 19 2



APPENDIX 18—*continued.*CONSOLIDATED REVENUE FUND—*continued.*Payments during 1920-21 Withheld from Certificates of Discharge to the Colonial Treasurer—*continued*

Head of Account.	Why Withheld.	Amount.	Total.
		£ s. d.	£ s. d.
Brought forward .....	.....	.....	538,867 19 2
<b>No. VIII.—SECRETARY FOR LANDS AND MINISTER FOR FORESTS.</b>			
Returned Soldiers' Settlement—Contingencies .....	Expended without Appropriation or Warrant.	.....	3,469 12 4
<b>No. IX.—MINISTER FOR PUBLIC WORKS.</b>			
<b>PUBLIC WORKS AND SERVICES—</b>			
Maintenance—			
Harbours and Rivers .....	do do ...	2,400 7 3	
Dredge Service .....	do do ...	4,300 5 8	
Government Dockyard, Newcastle—Basic wage .....	do do ...	12,484 6 3	
<b>MISCELLANEOUS SERVICES—</b>			
Royal Commission on Railways and Tramways .....	do do ...	5,706 11 6	
			24,891 10 8
<b>No. X.—PUBLIC INSTRUCTION.</b>			
<b>PUBLIC INSTRUCTION—</b>			
Salaries .....	do do ...	149,422 8 0	
Contingencies .....	do do ...	43,777 11 7	
Conservatorium of Music—Contingencies .....	do do ...	8,468 3 2	
<b>Miscellaneous Services—</b>			
Postal and Telegraphic Services for the Departments and Services under the control of the Minister of Public Instruction, and the Public Schools' Amateur Athletic Association, and Teachers' Associations .....	do do ...	1,819 18 8	
			203,488 1 5
<b>No. XI.—DEPARTMENT OF LABOUR AND INDUSTRY.</b>			
<b>Miscellaneous Services—</b>			
New South Wales Board of Trade, Technical Commission of Inquiry, Broken Hill .....	do do ...	.....	6,854 2 3
<b>No. XII.—SECRETARY FOR MINES.</b>			
<b>Miscellaneous Services—</b>			
To defray the Cost of the Royal Commission to inquire into the Coal-mining Industry, and the Coal Trade in New South Wales .....	do do ...	.....	2,850 18 6
<b>No. XIII.—DEPARTMENT OF AGRICULTURE.</b>			
Grain Elevators—Contingencies .....	do do ...	2,884 12 11	
Botanic Gardens—Contingencies .....	do do ...	289 19 11	
Nursery Garden, Campbelltown—Contingencies .....	do do ...	11 1 4	
Garden Palace Grounds and Inner Domain—Contingencies .....	do do ...	99 18 2	
Centennial Park—Contingencies .....	do do ...	172 5 2	
			3,457 17 6
<b>OTHER SERVICES.</b>			
<b>Relief to Unemployed—</b>			
Relief Works—Metropolitan District Relief .....	do do ...	4,948 17 9	
Carriage of Fodder for Starving Stock .....	do do ...	175,154 10 0	
			180,103 7 9
<b>Total .....</b>	.....	£ .....	963,983 9 7



## APPENDIX 18—continued.

## PUBLIC WORKS ACCOUNT EXPENDITURE SUSPENSE ACCOUNT.

Payments during 1920-21 Withheld from Certificates of Discharge to the Colonial Treasurer—continued.

Head of Account.	Why Withheld.	Amount.	Total.
		£ s. d.	£ s. d.
Minister for Public Health and Motherhood— Purchase, Equipment, &c., of "Montrose," Burwood, for a Maternity Hospital.....	Expended without Appropriation or Warrant.	.....	83 2 9
Purchase of "Fernleigh," Ashfield, for use as a Maternity Rest Home .....	do do ..	.....	618 17 1
Infants' Welfare Centre, Woolloomooloo .....	do do ..	.....	6,040 0 0
Treasurer and Secretary for Finance and Trade— Explosives Department— Equipment for Testing Explosives .....	do do ..	.....	148 2 9
New Public Magazine at Newcastle—Additional requirements.....	do do ..	.....	405 9 4
Railways and Tramways— Railways and Tramways .....	do do ..	.....	3,474 3 3
Minister for Public Works— Maroubra Bay Works—Levelling Land, &c.....	do do ..	.....	18,946 19 2
Department of Agriculture— Hawkesbury Agricultural College— Installation of New Boiler .....	do do ..	.....	13 6 6
Minister for Local Government— Works undertaken for Shires and Municipalities under Contract for Repayment—Parramatta Road .....	do do ..	.....	11,665 7 3
Total .....	.....	£	41,995 8 1

## LOANS EXPENDITURE SUSPENSE ACCOUNT.

Sydney Harbour Trust— Works carried out at Glebe Island.....	Expended without Appropriation or Warrant.	.....	90,520 4 7
Railways— Rolling Stock to meet Additional Traffic Requirements, and Equipment of New Lines; Additions to Rail- way Lines, Stations, and Buildings, and for other purposes.....	do do ..	.....	149,667 7 9
Flemington to Belmore, and Wardell-road to Glebe Island, and Rozelle Bay to Darling Island Rail- ways, including the remodelling of Darling Har- bour Lines: .....	do do ..	.....	73,440 15 6
Railway connection to Terminal Wheat Elevator, Glebe Island .....	do do ..	.....	22,035 18 4
Electrification of Railway Lines .....	do do ..	.....	14,617 7 11
Tramways— Additions to Lines, Workshops, Buildings, &c. ....	do do ..	.....	8,113 4 5
Railway Construction— Glenreagh to Dorrigo .....	do do ..	.....	28,285 16 7
Wagga Wagga to Tumbarumba .....	do do ..	.....	6,348 18 5
Dubbo to Werris Creek.....	do do ..	.....	5,024 19 8
Molong to Dubbo .....	do do ..	.....	3,870 6 6
Cooma to Bombala .....	do do ..	.....	41,898 8 8
Gilmore to Batlow .....	do do ..	.....	22,411 16 0
Regent's Park to Enfield Marshalling Yards .....	do do ..	.....	11,689 15 3
Barmedman to Rankin's Springs.....	do do ..	.....	6,759 18 4
Tarana to Oberon .....	do do ..	.....	3,693 1 4
Main Roads— Woodville (Dog-trap) Road .....	do do ..	.....	6,013 11 8
Reconstruction of Main South Coast Road (Prince's Highway) from Cook's River to Tom Ugly's Point .....	do do ..	.....	7,890 14 1
Harbours and Rivers— Coff's Harbour Improvements .....	do do ..	.....	10,429 11 7
Newcastle Harbour Improvements, including Wharf- age, Shipping, Dredging, and other Plant.....	do do ..	.....	13,381 7 5
Port Kembla Harbour Improvements.....	do do ..	.....	7,121 13 10
Sewerage Construction— Metropolitan Sewerage and Stormwater Channels ..	do do ..	.....	14,327 10 1
Metropolitan Board of Water Supply and Sewerage - Sewerage— Construction and Ventilation of Sewers generally ..	do do ..	.....	34,431 11 1
Department of Agriculture— Grain Terminal Elevators—construction of, and for purposes incidental thereto .....	do do ..	.....	31,864 1 6
Water Conservation and Irrigation Commission— For the Construction of Burrinjuck Dam, Murrum- bidgee Canals, and Works generally; Murrum- bidgee Irrigation Area, Purchase of Stock, Assisting Settlers, Payment of Tenant Rights, &c. Shallow Boring—to provide Water Supplies for Settlers .....	do do ..	.....	37,617 8 3
Total .....	.....	£	658,056 16 7

## GENERAL LOAN ACCOUNT.

Receipts Returned .....	Improper Charge .....	£	7,090 13 6
-------------------------	-----------------------	---	------------



## APPENDIX 19.

**Closer Settlement Account.**—The following is a Synopsis, compiled by the Lands Department, showing operations in the aggregate in regard to Estates and Improvement Leases, &c., acquired under Closer Settlement Acts, as at 30th June, 1921 :—

	Area Acquired.	Purchase Money.	Contingent Expenses.	Total Expenditure.	No. of Estates.	No. of Farms.
	Acres.	£	£	£	No.	No.
Closer Settlement Estates acquired under the Act of 1904 .....	746,136	2,717,255	113,001	2,830,256	34	1,682
Estates acquired under the Closer Settlement Acts for Group Soldier Settlement .....	300,609	1,439,115	12,162	1,451,277	24	599
Estates acquired under the Promotion Act of 1910.....	471,104	2,439,230	.....	2,439,230	199	1,149
Estates acquired under the Promotion sections of the Closer Settlement Acts .....	729,384	3,552,472	34	3,552,506	1,056	1,669
<b>Total (Estates) .....</b>	<b>2,247,233</b>	<b>10,148,072</b>	<b>125,197</b>	<b>10,273,269</b>	<b>1,313</b>	<b>5,099</b>
Improvement Leases, &c., acquired under the Closer Settlement Act 74 of 1912 .....	564,675	200,798	4,927	205,725	.....	.....
<b>Total.....</b>	<b>2,811,908</b>	<b>10,348,870</b>	<b>130,124</b>	<b>10,478,994</b>	<b>1,313</b>	<b>5,099</b>

During the year, 560 estates have been acquired, and 939 additional farms have been made available for occupation.

## APPENDIX 20.

### AUDIT—STATE WHEAT BOARD ACCOUNTS. BRIEF OUTLINE BY MR. ROLFE OF METHODS ADOPTED TO DATE.

Section 20, subsection 2, of the Wheat Marketing Act, 1920, prescribes that—"The accounts of all moneys received and paid as aforesaid shall be audited by the Auditor-General."

In compliance with the above provision we were introduced at the Wheat Board on 23rd March, and commenced actual work on 29th idem, almost four months after the Board's operations began.

Literally complying with the Act's mandate we have undertaken a complete audit of receipts and payments.

Studying the organisation of the Board's staff we found in operation an effective internal audit framed to cover the whole of the financial affairs of the Board, and in certain respects where the safeguards could not be improved upon it was submitted and approved that we could rely on the check already instituted. This approval particularly relates to the record of Agent's receipts of wheat and the subsequent removals of the subject wheat, to the actual invoicing, journalisation, and detail posting of sales.

Further, on carefully testing the transactions in regard to millers, oversea sales, and to the disbursement of trust moneys in terms of sections 11, 12, &c., of the Act, it was found that safe checks had been inaugurated which were being efficiently carried out. To undertake a full independent check in these respects would have necessitated the appointment of three extra officers to our staff, hence the recommendation and subsequent appointment, under section 12 of the Audit Act, of the three of the Board's internal audit officers already engaged on the work. Their efforts are periodically subjected to tests in all respects by your officers, and the arrangement is working satisfactorily.

In regard to oversea sales the general position is not satisfactory. Shipments are made on railway weights ex trucks, and on averaged weights ex stacks on wharves. To date the out-turns at ports of discharge have been found to be short to a small percentage on the gross weights despatched, notwithstanding an expected gain in weight. To an extent, this difference is attributed to faulty machinery and modes of unloading at European ports. These differences between weights despatched and weights out-turned will necessitate almost complete adjustments of the related figures in each instance. In such cases certain irrecoverable expenses are incurred, *e.g.*, Insurance, Exchange, &c. So far, no single final adjustment of a shipment has been effected in the State books of account. It appears that the Australian Wheat Board is not prepared to supply the necessary data to each of the separate States, and we will eventually be asked to rely on figures certified by the Federal Auditor-General. To my mind, the acceptance of these figures is far from satisfactory, from the State's point of view, and practically reduces the States to the status of *pro formâ* forwarding agents, without the privilege of having detail adjustments furnished them as they come to hand.



APPENDIX 20—*continued.*

The compilation of financial information in this regard has been faithfully carried out, but with the abovementioned arrangements, it will be understood that they are only proportionately correct and are by no means final. Actual finalisation of results can only be definitely established in regard to export transactions when the pooled realisations are furnished by the Australian Wheat Board.

*Banking Arrangements.*—The Banking agreement (copy already submitted for your information) gives rise to the following question :—

Clause 4 provides for Interest to be paid the participating Banks at the rate of 6 per cent. on the daily total amount remaining unrepaid of the advances made to the State by the Banks.

Clause 10 provides that all proceeds of realisation in London shall be paid to or made available for the Banks in London. The amounts so paid shall be credited to the accounts of the States in the same manner as if the amounts had been received in Australia, £100 being credited in full in Australia for every £100 paid in London.

The Australian Wheat Board has been asked for the detail of realisations in London on account of this State for the purpose of enabling the calculation of interest payable to the banks on their half-yearly claims.

The reply received is to the effect that this information does not concern the State ; that London proceeds are Australian Wheat Board's moneys and are either invested there by the Australian Wheat Board, or are remitted to Australia and distributed to the States in the ratio of their overdrafts.

It will be seen that an investment at less than 6 per cent. involves a direct loss. The various banks have London offices, and it is difficult to see why the agreement is not acted upon in its entirety and the full benefit of set-off at 6 per cent. obtained. Documents (shipping) forwarded to London undrawn against, amount to a very considerable sum and the interest difference is proportionate.

Again, each Bank acts separately. At 30th June overdrafts amounted to £777,995, while the Commonwealth Bank was in credit to the extent of £351,927. The result was that the Pool was paying 6 per cent. for the full overdraft accommodation, but received no contra for its credit balance. Clause 4 may reasonably be interpreted as treating all the banks as *one*, and so the Pool should get the benefit of any credit balance such as is illustrated above.

The Banks usually adjust once a week—the Commonwealth Bank acting as Clearing-house. Settlement of this question depends on an interpretation of the current Banking agreement—the practice of previous Pools notwithstanding.

The amount involved is an appreciable one, and these matters are being actively pursued by the accountant with a view to definite settlement. Files, showing the results achieved, will be submitted to you when action is complete.

Early in our examination of Bank claims on this Pool, a charge of 1s. per cent. exchange on *all* advances paid by the Banks at all offices was queried. Investigation established that the exchange was only payable on advances made at branches other than in the Metropolitan area. Adjustment of claims to date resulted, and the practice was discontinued.

*Millers' Section.*—The progress audit is being conducted carefully along the lines of verifying the quantities shipped and the various prices paid by the miller for his gristings for different destinations. Charges recoverable from millers are claimed reasonably up to date. Allowances for commission and freight, deductions to reduce payments to Sydney parity, and for inferior wheat used, &c., are also up to within a reasonable period ; but final adjustments on all accounts will not be possible until gristing of the season's product is completed, and stocks are cleaned up. Various undercharges, amounting to a fair sum, have been recovered as a result of this check.

*Trust Account—Liens.*—This section has already formed the subject of a special report, which should furnish you with material for comment should you wish it.

*General Expenditure* has been subjected to a searching examination on the lines as prescribed by the Audit Act. A check of the certificates issued to growers by Receiving Agents, with a verification of the amounts of first advance paid to growers on that account has been completed.

Items for rail freight, aggregating over £500,000 ; for Agents' Commissions, £400,000 ; the expenses of Darling Island on account of wages and other wheat-handling expenses, and the various miscellaneous expenses as authorised by the Act or by the Board appointed under the Act, have come under our examination. Especial care is taken as to the authority for the payments, as to their being incurred necessarily in the Pool's furtherance, and particularly as to whether they are recoverable in whole or in part from millers, agents, or shipping firms.

In this latter connection we claim recoveries amounting to a sum considerably in excess of the cost of our audit to the Board, besides causing a tightening up of the system, and consequently precluding the likelihood of future loss.



## APPENDIX 20—continued.

Aside from requesting a more careful system of Stores buying—mainly for Darling Island—of recording stores movements, and of challenging a few items of doubtful expense of the Pool's funds which have been adjusted, the audit of expenditure has, generally speaking, given satisfactory results, indicative of a careful conservation of Pool moneys. According to the 1920-21 Harvest Official Duplicate Receipt Books, the receipts cash has been subjected to a full detail check in all respects. A watch is kept on out-standings when postings are checked to the personal accounts, but in this connection no complaint could be based.

*Local Sales* system has been investigated, and although the check is not very far advanced, the documentary evidence supports the conclusion that a careful and efficient system is in operation. Each parcel is separately graded and frequently check graded, and on this result the minimum price acceptable is based. The first offer communicated at this price or higher is accepted, provided credit is established. Reckoning the dockage levied against the agent, the Board almost invariably receives f.a.q. parity of 9s. per bushel.

*Stevedoring and Wheat Handling at Darling Island.*—The Board is to be congratulated from many viewpoints for engaging to stevedore its own cargoes and to undertake its own handling. A tangible profit has resulted from these operations, besides gaining the benefits of its own supervision of loadings and of qualities received and shipped. To this may also be attributed the Railway Department's success in handling the harvest in the most economical manner.

Our appreciative thanks are due to the management and the staff for courteous treatment and for their readiness at all times to afford any information sought of them relative to our work.

## APPENDIX 21.

## SUPERANNUATION ACCOUNTS.

## State Superannuation Fund.

OPERATIONS during 1919-20 and 1920-21.

[Extract from the report of Mr. Senior Inspector Bisset, dated 7th September, 1921, on the accounts of the State Superannuation Board.]

I have the honor to report the conclusion of a comprehensive test examination of the accounts of the Superannuation Board.

Subsequent to the examination last year, a cash account was submitted for the year ended 30th June, 1920, and it was pointed out that owing to certain stated difficulties it had not, up to that time, been possible to construct a Revenue Account and Balance Sheet.

The task of arriving at the amount of the employer's liability under the Superannuation Act was most laborious, but was eventually completed, and the Revenue Account for the year ended 30th June, 1920, and the Balance Sheet as at that date, were compiled in June last, and attention was accordingly directed to the audit thereof.

The Superannuation Act provides for the payment of employer's contributions, "employer" comprising the Government of New South Wales, and certain specified corporate bodies. Contributions to the fund are payable by employer and employee in equal proportions, except in cases where the employee is allowed to contribute as though he were younger than his real age—this privilege being known as "age-30 concession"—in which event the difference between the employee's contribution and the rate prescribed for his age is to be an additional burden on the employer.

It was the difficulty in arriving at the employer's liability which caused the delay in the submission of the first balance sheet, but in future years the length of time taken will be considerably reduced by means of a simple method of calculation introduced by an officer of the Board's staff, Mr. A. J. Jones. Much time was devoted to the transference of particulars already shown on cards and in registers to the loose-leaf system, which, in my opinion, is a great improvement. Section 90 of the Superannuation Act makes provision for the "equation" of amount due to the Fund by employers in respect of such of their employees . . . . . over 30 years of age at the commencement of the Act. Advantage of this section was taken by most of the employers, and the only question has arisen in connection with interest charged by the Board on unpaid amounts. The employers' contribution for the first year is very heavy, but the annual contribution will fall rapidly each year as the present contributing employees reach the age of 60, at which age contributions by employer and employee cease. It was for the purpose of easing this charge on the employer that Section 90 was framed, and the Board arranges equated payments over a series of years, based, of course, on actuarial calculations, whereby the employer instead of paying diminishing amounts year by year can thus be relieved of the heavy strain and pay a regular annual sum.

APPENDIX 21.



APPENDIX 21—*continued*.

The contributions for which the various employers were liable for the year ended 30th June, 1920, were found to be as follows :—

Employer.	Amount.		
	£	s.	d.
The Colonial Treasurer (for the Crown) ... ..	919,841	14	11
The Board of Water Supply and Sewerage ... ..	51,326	9	10
The Commissioners of the Government Savings Bank ... ..	19,205	3	7
The Hunter District Water Supply and Sewerage Board ... ..	5,110	13	11
The Sydney Harbour Trust Commissioners ... ..	13,879	17	10
The Board of Fire Commissioners ... ..	5,602	14	10
The Commissioner for Water Conservation and Irrigation ... ..	14,551	14	9
The University of Sydney ... ..	197	9	3
The Australian Museum... ..	819	15	9
	<hr/>		
	£1,030,535	14	8
	<hr/>		

The equated amount arrived at under Section 90 is being paid by the employers, but the Board debited them with interest at  $3\frac{1}{2}$  per cent. on the difference between the amount paid and that actually due under the terms of the Act, and exception has been taken thereto by the Treasury (on behalf of the Crown) and the Water Supply and Sewerage Board. The Superannuation Board is supported by the Crown Solicitor's advising on the matter, and has pointed out to the Water Supply and Sewerage Board that it (the Superannuation Board) may refuse to make arrangements for an equation.

The amount which actually accrues in accordance with the prescribed tables of contributions has been taken to account as the income of the Fund. For instance, it was ascertained that the amount of contributions due to the Fund by the Treasury (on behalf of the Crown as an employer) for 1919–20 was £919,841 14s. 11d., but advantage was taken of Section 90, and the estimated amount due equated over a period of twenty years from 1st July, 1919, was £308,000 in respect of employees over 30 years of age. This amount included interest at  $3\frac{1}{2}$  per cent., and was voted on last year's estimates as portion of £348,000. Consequently the Superannuation Board debited the interest on the amount due to the Fund at 30th June, 1920, at  $3\frac{1}{2}$  per cent. on a six months' basis. The scale of contributions under the Act was based on an interest charge of  $3\frac{1}{2}$  per cent., so it would appear that the Board is entitled to charge that rate on unpaid amounts. Any departure from that system would likely lead eventually to a difficult situation, in which the scale would require reconsideration in order to safeguard the Fund.

The Revenue Account for 1919–20 and Balance Sheet as at 30th June, 1920, have been audited, and with a certificate attached are submitted for your information. The Revenue Account does not disclose the profit of the Superannuation Fund, which can only be ascertained by an actuarial investigation, but shows merely the accretion to the accumulated funds, and Section 10 of the Act provides for the appointment of actuaries who will investigate, after 30th June, 1924, the state of the "Fund." The management expenses for the year 1919–20, exclusive of supplies and services by the Government Printing Office and the Stores Supply Department, amounted to £7,624, which gives a percentage of cash contributions from employers and employees of £1 18s. These expenses were borne by the Consolidated Revenue, as laid down in the Act.

The Board's investments were placed in—

- (1) New South Wales Funded Stock.
- (2) Commonwealth Peace and War Loans.
- (3) City Council Debentures.

leaving at 30th June, 1920, an asset of £366,567. During the year 1920–21 an additional amount of £659,847 was invested in Government securities and those of local governing bodies.

The sundry debtors for employers' contributions, totalling £792,712, have been dissected to show the amount due by each employer. The account of the Colonial Treasurer, as an employer of a 11 State Public Servants other than those attached to the corporate bodies, stood as previously shown at £749,841, but the Under-Secretary for Finance and Trade notified the Board that each industrial undertaking would be required to bear its proportion of the contributions.

The accumulated funds at 30th June, 1920, totalled £1,206,457, and if the actual liability of the fund at that date could be ascertained by an actuarial valuation the difference would represent the profit made on the operations. The Act, however, as already stated, provides for a quinquennial valuation, and the true position of the scheme will not be known till 1924.

*Transactions for 1920–21.*—The receipts, payments, banking, postings, &c., were checked to the date of the commencement of the audit, and a cash statement for the year ended 30th June, 1921, is attached. It is anticipated that the figures for the balance statement, as at 30th June, 1921, will be available by December next. The loose-leaf ledgers, to which all information in the form of contributions and supporting data, is being transferred from the registers, will shortly be completed, and in future years the improved system will admit of the construction of a balance-sheet by the end of September.



APPENDIX 21—*continued.*

There has been a marked increase in the operations of the Board as the following figures will show:—

RECEIPTS.					
Contributions.			1920.		1921.
Employers,	£237,841	}	£401,228	£425,205	£664,370
Employees,	163,387			239,165	
Interest on Investments	...		£3,792	...	£37,708

PAYMENTS.					
			1920.		1921.
Refunds	...	...	£3,778	...	£11,748
Pensions	...	...	2,230	...	11,859

The management expenses, exclusive of some services by the Stores Department and Government Printing Office, amounted to—

			1920.		1921.
Salaries...	...	...	£6,255	...	£8,985
Contingencies	...	...	1,369	...	1,575
			£7,624		£10,560

giving respective percentages on contributions of £1 18s., and £1 11s. 9d.

It will be seen that the investments during the year totalled £659,847, and at 30th June, 1921, the securities stood in the books at £1,034,785, increased at date of inspection to £1,092,135.

The interest on Invested Funds realised £37,708 during the year 1920-21, and the expenditure on account of Refunds and Pensions combined for the same period only amounted to £23,607, and for the two years up to 30th June, 1921, the figures are:—

RECEIPTS.					
Interest on Invested Funds	...	...	...	...	£41,500
PAYMENTS.					
Refunds	...	...	...	...	£15,526
Pensions	...	...	...	...	14,089
					£29,615

The Superannuation Act empowers the Board to invest the fund in—

Securities of the Government of New South Wales, Loans to Councils of Shires or Municipalities, or the Municipal Council of Sydney

or any other manner allowed by the rules of Court, &c., and the earnings of the Fund require to be invested to yield a minimum of 3½ per cent. clear of all expenses to ensure its solvency. The face value of securities held at 30th June, 1921, was £1,034,785, and at 27th July, 1921, amounted to £1,092,135, and details of the latter amount are set out hereunder:—

					£
Commonwealth Peace Loan, 6 per cent., 1930	...	...	...	...	280,570
Do War Loan, 5 per cent., 1927	...	...	...	...	39,380
Do do 5 per cent., 1923	...	...	...	...	900
New South Wales Funded Stock, 5¼ per cent., 1924	...	...	...	...	189,000
Do do do 5½ per cent., 1925	...	...	...	...	48,000
Do do do 5½ per cent. 1930	...	...	...	...	311,500
Do do Treasury Bills, 5½ per cent., 1922 (1st June)...	...	...	...	...	28,000
Do do do 5½ per cent., 1922 (1st April)...	...	...	...	...	28,000
Do do Funded Stock, 3 per cent., repayable at Government option...	...	...	...	...	6,260
Do do do 3½ per cent., repayable at Government option...	...	...	...	...	1,325
City Council Debentures, 6 per cent.	...	...	...	...	126,700
Do Deposit Account, 6 per cent. (Interest on daily balances)	...	...	...	...	28,000
Tumut Municipal Council Loan, 6½ per cent.	...	...	...	...	4,500
					1,092,135

The interest derived from these investments, owing to purchases at current market rates, exceeds 6 per cent.







## APPENDIX 21—continued.

## State Superannuation Fund.

## REVENUE ACCOUNT.

From 1st July, 1919, to 30th June, 1920.

	£	s.	d.	£	s.	d.		£	s.	d.	£	s.	d.
Contributions of Employees—							Refund of Contributions—						
Men .....	130,291	1	4				On Resignation, Dismissal, or						
Women—Retire 55 .....	16,049	13	2				Discharge—						
Women—Retire 60 .....	15,844	15	6				Men .....	1,813	17	1			
Men—For Widows' Pensions,							Women .....	1,020	9	10			
(Section 55) .....	194	17	10				Refund of Contributions to						
Men—For Childrens' Pen-							Women on Death prior to						
sions (Section 55) .....	0	5	0	162,380	12	10	Retirement .....	19	15	9			
							Refund of Contributions Paid						
Normal Contributions at age							in excess .....	2,821	4	4			
rates by Employers—Section							Refund of Contributions con-						
16 (1)—							sequent upon Withdrawal						
Men .....	467,224	2	5				of Option .....	718	15	10			
Women—Retire 55 .....	76,906	17	1				Refund of Contributions con-						
Women—Retire 60 .....	52,433	7	4				sequent upon Variation of						
Widows' Pensions (Section							Option .....	23	17	0			
55) .....	194	17	10				Refund of Excess Contribu-						
Children's Pensions (Sec-							tions to Employers .....	63	6	5	6,486	6	3
tion 55) .....	0	5	0										
Subsidy Contributions of Em-							Pensions—						
ployers, Section 17 (2)—							Normal Pensions—						
Men .....	336,330	11	5				Men .....	319	18	9			
Women—Retire 55 .....	60,857	3	11	1,030,535	14	8	Women—Retire 55 .....	114	13	1			
Women—Retire 60 .....	33,588	9	8	1,192,916	7	6	Women—Retire 60 .....	204	8	4			
							Breakdown Pensions—						
Contracts—							Men .....	695	19	10			
Transfers of Gratuities and							Women .....	312	6	5			
Refunds (Civil Service Acts),							Widows' Pensions on Death of						
Section 59 .....	260	3	11	260	3	11	Contributor .....	922	19	8			
							Children's Benefits on Death						
Interest on Investments—							of Contributor .....	268	11	3			
Interest on Securities of Gov-							Orphans' Pensions on Death of						
ernment of New South							Contributor .....	11	2	11			
Wales .....	5,029	2	5				Pensions to Employees on Re-						
Interest on Loans to Councils							trenchment .....	24	1	0			
of Local Governing Bodies							Pensions in respect to Transfer						
Interest on Moneys at Call ...	765	17	0				of Gratuity Rights—Women	15	10	2	2,880	11	5
Interest on Premiums paid	144	11	0										
on Life Assurance Policies							Miscellaneous—						
on behalf of "Employees"							Lump sum Payments to Em-						
Interest on Securities of the							ployees on Retrenchment ...	16	6	4	16	6	4
Government of the Com-													
monwealth .....	2,861	12	6	8,801	8	9	Amount of Funds as at 30th						
							June, 1920 .....				1,206,457	19	3
Miscellaneous—													
Interest on Outstanding Con-													
tributions of Employers ...	13,872	3	1	13,872	3	1							
				£1,215,850	3	3					£1,215,850	3	3



---

# PUBLIC ACCOUNTS

PREPARED BY THE

## TREASURER

FOR THE

FINANCIAL YEAR ENDED 30<sup>TH</sup> JUNE, 1921.

---







# PUBLIC ACCOUNTS.

1920-21.

PREPARED BY THE TREASURER.

## TABLE OF CONTENTS.

	PAGE.
Consolidated Revenue Fund—Account Current (No. 1) ... ..	1
Consolidated Revenue Fund—Detailed Statement of Revenue and Receipts, marked A ...	6
Consolidated Revenue Fund—Repayments to Credit of Votes previous years, marked B...	16
Consolidated Revenue Fund—Detail Statement of Expenditure, marked C ... ..	19
Detail Statement of Other Payments, marked D ... ..	34
Consolidated Revenue Fund—Detail Statement of Payments "Unauthorised in Suspense," marked E ... ..	35
Detail Statement of Payments from Vote Advance to Treasurer, 1920-1921, Consolidated Revenue Account, marked F ... ..	38
Detail Statement of Receipts Returned, marked G ... ..	60
Statement of Unpaid Accounts, Consolidated Revenue Fund, at close of year, marked H ...	61
Statement of Revenue, &c., Consolidated Revenue Fund, which had not reached Treasury at close of year, marked I ... ..	61
Special Deposits Account (No. 2) ... ..	62
Trust Moneys (Insolvent Estates) Deposit Account, marked J ... ..	65
Special Accounts (No. 3)... ..	66
Closer Settlement Account—Account Current (No. 4) .. ..	67
Closer Settlement—Particulars of Ministerial Certificates and Closer Settlement Debentures issued in payment of Estates acquired under Closer Settlement (Amendment) Acts ...	91
Public Works Account—Account Current (No. 5) ... ..	99
Public Works Account—Schedules ... ..	106-113
The General Loan Account—Account Current (No. 6) ... ..	115
Abstract of Expenditure—Services provided for by Loans ... ..	154
General Loan Account—Schedules ... ..	156-163
Public Works Account—Expenditure Suspense Account (No. 7) ... ..	164
Loans Expenditure Suspense Account (No. 8) ... ..	165
Coal Purchase Suspense Account (No. 9) ... ..	167
Seed-wheat and Fodder Expenditure Suspense Account (No. 9) ... ..	167
Railway Store Suspense Account (No. 9) ... ..	167
Advances to Farmers—Expenditure Suspense Account (No. 9) ... ..	167
Advances for Hay—Expenditure Suspense Account (No. 9) ... ..	167
Relief to Necessitous Farmers—Expenditure Suspense Account (No. 9) ... ..	167
Government Printer—Stores Suspense Account (No. 9) ... ..	167
Government Dockyard—Store Advance Account—London Payments Suspense Account (No. 9)	167
Union of South Africa—Purchase of Sheep Account (No. 9) ... ..	167
Miners' Accident Relief (Repeal) Act, No. 46, 1916 (No. 9) ... ..	167
Railways Loan Account (Act No. 4, 1910)—General Account of Receipts and Expenditure to 30th June, 1921, marked K ... ..	169
Railways Loan Account 1913 (Act No. 20, 1913)—General Account of Receipts and Expenditure to 30th June, 1921, marked L ... ..	173
Railways Loan Account, 1915 (Act No. 14, 1915)—General Account of Receipts and Expenditure to 30th June, 1921, marked M ... ..	177
Old Loans and General Loan Account—General Account of Receipts and Expenditure to 30th June, 1921, marked N ... ..	181
Appendix to the Public Debt Statement, marked O ... ..	186
Public Debt of the State on 30th June, 1921—Statement of the particulars of the...	187
Public Debt Statement. Notes ... ..	204
Statement of Due Dates of outstanding Debentures, Funded and Inscribed Stock, and Treasury Bills, on 30th June, 1921 ... ..	207
Distribution and dates of Payment of Interest, Public Debt, 30th June, 1921 ... ..	211
Balance Statement, showing the Ledger Balances on the Public Accounts of New South Wales and the distribution of the same on 30th June, 1921 ... ..	217
Memorandum of Payments made to 30th June, 1921, by the Bank of New South Wales and Commercial Banking Company of Sydney, not yet transferred to the Treasurer's Public Accounts ... ..	222







---

---

No. 1.

---

CASH ACCOUNT.

---

CONSOLIDATED REVENUE FUND.

---

ACCOUNT CURRENT

OF

REVENUE, RECEIPTS, AND EXPENDITURE

FOR THE

YEAR ENDED 30TH JUNE, 1921.

---

---



No.  
CASH  
THE TREASURER IN ACCOUNT WITH  
Account Current of Revenue, Receipts, and

Dr.

REFER- ENCE PAGE.	PARTICULARS.	AMOUNT.	TOTAL.
	<b>GOVERNMENTAL.</b>		
		£ s. d.	£ s. d.
	To REVENUE and RECEIPTS (1st July, 1920, to 30th June, 1921):—		
6	Returns ( <i>per capita</i> ) to the State by the Commonwealth Government .....		2,533,234 0 0
6	Taxation .....	7,388,132 12 8	
7	Land Revenue—		
8	Alienations ... ..	£ 1,188,618 15 8	
	Annual Revenue ... ..	855,432 17 11	
		2,044,051 13 7	
9	Receipts for Services rendered (exclusive of Business Undertakings of the State) ... ..	750,072 17 2	
13	General Miscellaneous Receipts ... ..	902,509 12 8	
		11,084,766 16 1	
	<b>Total ... ..</b>		<b>£13,618,000 16 1</b>
	<b>Total, Governmental ... ..</b>		<b>£13,618,000 16 1</b>

3  
1.  
ACCOUNT.  
THE CONSOLIDATED REVENUE FUND.  
Expenditure in the year ended 30th June, 1921.

Cr.

REFER- ENCE PAGE.	PARTICULARS.	Payments under Parliamentary authority.	Payments, Treasurer's Advance Vote, to be appropriated.	Payments Unauthorised in Suspense.	TOTAL
	<b>GOVERNMENTAL.</b>				
		£ s. d.	£ s. d.	£ s. d.	£ s. d.
	By EXPENDITURE on account of Departments—				
33	Special Appropriations ... ..	981,911 14 3			981,911 14 3
19	Schedules to the Constitution Act ... ..	32,096 11 9	45 16 8		32,142 8 5
19	Executive and Legislative ... ..	35,638 16 2	3,886 10 7		39,525 6 9
20	Premier ... ..	82,115 16 8	11,019 5 4	26,344 16 8	119,479 18 8
21	Colonial Secretary and Minister for Housing ...	1,256,396 17 6	8,196 12 4	145,949 0 9	1,410,542 10 7
23	Minister for Public Health and Motherhood ...	1,132,328 3 0	3,578 18 11	71,834 16 10	1,207,741 18 9
24	Treasurer and Secretary for Finance and Trade	1,036,422 18 11	14,884 8 7	107,561 3 7	1,158,868 11 1
26	Department of the Attorney-General and of Justice ... ..	566,113 19 0	10,109 18 9		576,223 17 9
27	Secretary for Lands and Minister for Forests ...	558,020 10 0	19,459 0 7	3,469 12 4	580,949 2 11
27	Minister for Public Works ... ..	587,736 16 5	2,500 5 9	24,891 10 8	615,128 12 10
29	Public Instruction ... ..	3,495,047 8 5	4,185 14 10	203,488 1 5	3,702,721 4 8
29	Labour and Industry ... ..	90,632 16 8	4,800 5 5	6,854 2 3	102,287 4 4
29	Secretary for Mines ... ..	68,881 5 11	326 17 5	2,850 18 6	72,059 1 10
32	Department of Agriculture ... ..	443,596 12 3	3,728 12 6	3,457 17 6	450,783 2 3
32	Local Government ... ..	384,901 8 1	608 15 0		385,510 3 1
		10,751,841 15 0	87,331 2 8	596,702 0 6	11,435,874 18 2
	By INTEREST—				
32	On Debentures and Funded Stock ... ..	£6,143,426 9 11			
32	On Treasury Bills for Public Works ... ..	458,467 3 7			
23	Moneys in temporary pos- session of the Govern- ment ... ..	280,000 0 0		102,976 4 5	
23	Advances by Banks ... ..	100,000 0 0		84,201 16 11	
		£6,981,893 13 6			1,637,586 0 11
	Less chargeable on Busi- ness Undertakings ...	5,531,485 13 11	1,450,407 19 7		
	<b>Total ... ..</b>	<b>£12,202,249 14 7</b>	<b>87,331 2 8</b>	<b>783,880 1 10</b>	<b>13,073,460 19 1</b>
	By Payment in Reduction of Public Debt—				
32	Repayment to State Debt Commissioners under Act 59 Vic. No. 6, Bogan Scrub Clearing, &c.	2,565 16 10			2,565 16 10
	<b>Total ... ..</b>	<b>£12,204,815 11 5</b>	<b>87,331 2 8</b>	<b>783,880 1 10</b>	<b>13,076,026 15 11</b>
33	By SPECIAL DEPOSITS ACCOUNT—Half-proceeds of Forestry Revenue under Act No. 55, 1916 (Section 13) ... ..				89,548 11 1
33	„ PUBLIC WORKS FUND—Two-thirds of the net proceeds of the Sale of Crown Lands exclusive of interest—less 20 per cent., under Act No. 9, 1906 ... ..				451,561 1 11
34	„ STATE CHILDREN'S RELIEF ACT, No. 61, 1901, 1920-21 ... ..				39,118 17 0
	<b>Total, Governmental ... ..</b>				<b>£13,656,255 5 11</b>



No.  
CASHTHE TREASURER IN ACCOUNT WITH  
Account Current of Revenue, Receipts, and

Dr.

REFER- ENCE PAGE.	PARTICULARS.	AMOUNT.	TOTAL.
	<b>BUSINESS UNDERTAKINGS OF THE STATE.</b>		
	£ s. d.	£ s. d.	£ s. d.
	To RECEIPTS from Business Undertakings of the State—		
	Chief Commissioner for Railways and Tramways—		
14	Railways ... .. 14,517,337 7 2		
14	Tramways ... .. 3,530,051 8 8		
		18,047,388 15 10	
14	Sydney Harbour Trust Commissioners ... .. 797,211 9 8		
14	Metropolitan Board of Water Supply and Sewerage ... .. *1,469,775 14 10		
14	Hunter District Water Supply and Sewerage Board ... .. 148,484 11 10		
		20,462,860 12 2	
	<b>Total, Business Undertakings</b> ... ..	<b>£ 20,462,860 12 2</b>	
	<b>To Combined Receipts—</b>		
13	Governmental ... ..	13,618,000 16 1	
14	Business Undertakings ... ..	20,462,860 12 2	
		<b>£ 34,080,861 8 3</b>	
	<b>OTHER RECEIPTS—</b>		
15	To ADVANCES REPaid ON ACCOUNT OF VOTE, ADVANCE TO TREASURER, 1919-20	39,993 13 11	
15	„ REPAYMENT TO VOTE, ADVANCE TO TREASURER, 1919-20, by Appropriation taken in 1920-21 ... ..	108,515 17 7	
15	„ STATE CHILDREN RELIEF ACT, No. 61, 1901, 1919-20—Adjustment by Appropriation ... ..	50,844 8 7	
15	„ MINERS' ACCIDENT RELIEF (REPEAL) ACT, No. 46, 1916 ... ..	8,340 0 0	
15	„ REPAYMENT OF CONTRIBUTION TO General Sinking Fund, Act No. 11, 1914	350,000 0 0	
15	„ MEAT SUPPLY FOR IMPERIAL USES ACT, No. 6, 1915 ... ..	158,300 0 0	
	<b>Total Other Receipts</b> ... ..	<b>£ 715,994 0 1</b>	
		34,796,855 8 4	
220	„ BALANCE on 30th June, 1921—Carried forward ... ..	2,249,558 0 0	
	<b>Grand Total</b> ... ..	<b>£ 37,046,413 8 4</b>	

\* Includes £3,880 13s. 10d. Botany Leases, not vested in the Board.

The Treasury, New South Wales,  
Sydney, 11th August, 1921.A. LYNCH,  
Acting Comptroller of Accounts.

1.

## ACCOUNT—continued.

## THE CONSOLIDATED REVENUE FUND—continued.

## Expenditure in the year ended 30th June, 1921—continued.

Cr.

REFER- ENCE PAGE.	PARTICULARS.	Payments under Parliamentary authority.	Payments, Treasurer's Advance Vote, to be appropriated.	Payments Unauthorized in suspense.	TOTAL.
	<b>BUSINESS UNDERTAKINGS OF THE STATE.</b>				
	£ s. d.	£ s. d.	£ s. d.	£ s. d.	£ s. d.
	By EXPENDITURE ON BUSINESS UNDERTAKINGS of the State—				
	Chief Commissioner for Railways and Tramways—				
25-32	Railway Working Expenses ... ..	11,096,521 3 5			18,295,085 12 10
	Interest on Loan Capital ... ..	3,812,949 19 7			
25-32	Tramway Working Expenses ... ..	2,963,788 6 4			
	Interest on Loan Capital ... ..	421,826 3 6			
	Sydney Harbour Trust Commissioners—				
23-32	Working Expenses ... ..	223,871 6 9	804 14 11		645,800 10 5
	Interest on Loan Capital ... ..	* 421,124 8 9			
	Metropolitan Board of Water Supply and Sewerage—				
27	Working Expenses ... ..	569,622 11 1	444 11 3		1,384,767 16 2
	Interest on Loan Capital ... ..	814,700 13 10			
	Hunter District Water Supply and Sewerage Board—				
27-32	Working Expenses ... ..	72,564 6 9	3,337 12 2		136,786 7 2
	Interest on Loan Capital ... ..	60,884 8 3			
		£ 20,457,853 8 3	4,586 18 4		20,462,440 6 7
	<b>Total, Business Undertakings</b> ... ..				<b>£ 20,462,440 6 7</b>
	<b>By Combined Payments—</b>				
	Governmental ... ..				13,656,255 5 11
	Business Undertakings ... ..				20,462,440 6 7
					<b>£ 34,118,695 12 6</b>
	<b>OTHER PAYMENTS—</b>				
34	By RELIEF TO UNEMPLOYED—RELIEF WORKS—METROPOLITAN DISTRICT ... ..		4,948 17 9		180,103 7 9
	„ CARRIAGE OF FODDER FOR STARVING STOCK ... ..		175,154 10 0		
34	„ PAYMENTS FROM VOTE, ADVANCE TO TREASURER, 1920-21—To be recovered ... ..				44,060 6 4
33	„ APPROPRIATION in adjustment of VOTE, ADVANCE TO TREASURER, 1919-20 ... ..				108,515 17 7
34	„ STATE CHILDREN'S RELIEF ACT, No. 61, 1901, 1919-20 (Recoup Vote) ... ..				50,755 8 4
33	„ TRANSFER TO PUBLIC WORKS FUND—Amount in aid ... ..				200,000 0 0
34	„ MINERS' ACCIDENT RELIEF (REPEAL) ACT No. 43, 1916 ... ..				31,921 3 2
33	„ CONTRIBUTION TO GENERAL SINKING FUND, ACT No. 19, 1901 ... ..				350,000 0 0
34	„ MEAT SUPPLY FOR IMPERIAL USES ACT, No. 6, 1915 ... ..				158,300 0 0
	<b>Total Other Payments</b> ... ..				<b>£ 1,123,656 3 2</b>
					35,242,351 15 8
...	„ BALANCE on 30th June, 1920—Brought forward ... ..				£ 1,804,061 12 8
	<b>Grand Total</b> ... ..				<b>£ 37,046,413 8 4</b>

\* The interest charged on the Loan Capital is £17,035 15s. 5d. less than the interest liability on the Valuation Capital fixed under the Act.

JOHN T. LANG,  
Treasurer.I HEREBY CERTIFY that the above account represents the actual receipts and expenditure of the Treasurer on account of the Consolidated Revenue Fund during the year ended 30th June, 1921, and is in accordance with the requirements of the Audit Act, 1902, Section 58.  
Given under my hand, this 22nd day of September, 1921.F. A. COGHLAN,  
Auditor-General.



## A.

## CONSOLIDATED REVENUE FUND.

## Detail Statement

OF GROSS AND NET REVENUE AND RECEIPTS IN THE YEAR  
ENDED 30TH JUNE, 1921, ON ACCOUNT OF THE CONSOLIDATED  
REVENUE FUND.

HEAD OF REVENUE.	AMOUNT.	TOTAL.
<b>GOVERNMENTAL.</b>		
	£ s. d.	£ s. d.
RETURNS ( <i>per capita</i> ) TO THE STATE BY THE COMMONWEALTH GOVERNMENT ( <i>see page 2</i> ) ... ..	.....	2,533,234 0 0
<b>TAXATION.</b>		
<b>STAMP AND PROBATE DUTIES—</b>		
Stamp Duties ... ..	£ s. d. 1,432,266 11 5	
Less Refunds ... ..	14,098 13 0	
	1,418,167 18 5	
Probate Duties... ..	733,948 1 8	
Less Refunds ... ..	3,296 9 1	
	730,651 12 7	
LAND TAX ... ..	2,751 13 5	2,148,819 11 0
Less Refunds ... ..	35 1 4	
		2,716 12 1
INCOME TAX ... ..	4,454,856 12 4	
Less Refunds ... ..	55,496 10 1	
		4,399,360 2 3
MOTOR TAX ... ..	123,753 5 1	
Less Refunds ... ..	163 5 6	
		123,589 19 7
<b>BETTING TAXES:—</b>		
Racing Clubs and Associations ... ..	67,122 11 5	
Bookmakers ... ..	41,941 2 6	
	109,063 13 11	
Less Refunds ... ..	152 10 0	
		108,911 3 11
Totalizator Tax ... ..	274,213 11 7	
Less Refunds ... ..	42 6 6	
		274,171 5 1
Racecourses Admission Tax Act, 1920 ... ..	.....	117,819 10 8
<b>LICENSES:—</b>		
To Wholesale Spirit Dealers ... ..	6,071 0 0	
To Auctioneers ... ..	9,480 4 3	
To Retail Fermented and Spirituous Liquors, including Wine, Cider, and Perry ... ..	103,616 4 7	
Billiard and Bagatelle ... ..	7,707 4 10	
Hawkers, Pedlars, and Pawnbrokers ... ..	2,807 6 8	
Tobacco, Cigars, and Cigarettes ... ..	4,241 19 4	
Sunday Trading Refreshment Act, 1916 ... ..	1,652 0 0	
Metropolitan Traffic Act, No. 8, 1900 ... ..	4,685 4 6	
Motor Traffic Act, No. 5, 1909... ..	49,102 14 1	
Gaming and Betting Act, 1906 ... ..	1,302 8 0	
Theatres and Public Halls Act, No. 13, 1908... ..	3,248 3 8	
Explosives Act, 1905 ... ..	1,315 10 0	
Inflammable Liquid Act, 1915 ... ..	2,719 0 0	
Gun Licenses ... ..	13,635 0 0	
All other Licenses ... ..	1,962 4 2	
	213,546 4 1	
Less Refunds ... ..	801 16 0	
		212,744 8 1
TOTAL, TAXATION ( <i>see page 2</i> ) ... ..	£ .....	7,388,132 12 8
Carried forward ... ..	£ .....	9,921,366 12 8



# CONSOLIDATED REVENUE FUND.

STATEMENT OF GROSS AND NET REVENUE AND RECEIPTS—*continued.*

HEAD OF REVENUE.	AMOUNT.	TOTAL.
<b>GOVERNMENTAL—<i>continued.</i></b>	<b>£ s. d.</b>	<b>£ s. d.</b>
Brought forward ... .. £	.....	9,921,366 12 8
<b>LAND REVENUE.</b>		
<b>ALIENATIONS.</b>		
AUCTIONS AND SPECIAL SALES :—		
Auction Sales ... ..	42,856 15 1	
Newcastle Pasturage Reserve Sales ... ..	123 12 0	
Improved Purchases, &c. ... ..	2,480 16 9	
Miscellaneous Purchases ... ..	13,132 17 8	
Conditional Purchases—Deposits and Improvements... ..	33,899 14 7	
Do Instalments ( <i>inclusive of Interest</i> ) ... ..	839,967 7 6	
Do Balances ... ..	269,954 0 1	
	1,202,415 3 8	
Less Refunds ... ..	13,796 8 0	
TOTAL, ALIENATIONS ( <i>see page 2</i> ) ... .. £	.....	1,188,618 15 8
<b>ANNUAL LAND REVENUE.</b>		
INTEREST ( <i>only</i> ) ON LAND CONDITIONALLY PURCHASED ... ..	19,633 16 4	
Less Refunds ... ..	12 16 11	
PASTORAL OCCUPATION :—		19,620 19 5
Conditional Leases ... ..	204,071 13 4	
Annual Leases ... ..	19,802 5 5	
Occupation Licenses ... ..	13,996 3 2	
Homestead Leases ... ..	33 7 2	
Homestead Selections ... ..	27,710 11 0	
Homestead Farms ... ..	19,772 4 2	
Suburban Holdings ... ..	5,067 17 4	
Crown Leases ... ..	32,016 9 11	
Settlement Leases ... ..	53,546 19 1	
Improvement Leases ... ..	23,419 16 5	
Snow, Inferior, and Scrub Leases ... ..	7,284 17 6	
Conditional Purchase Leases ... ..	12,053 14 0	
Leases under the 18th Section of Land Act, 1903 ... ..	4,794 8 1	
	423,570 6 7	
Less Refunds ... ..	9,597 14 6	
Western Lands Division.		413,972 12 1
Western Leases ... ..	143,001 5 5	
Other Receipts ... ..	2,285 3 6	
	145,286 8 11	
Less Refunds ... ..	515 7 1	
MISCELLANEOUS LAND RECEIPTS :—		144,771 1 10
Fees on Preparation and Enrolment of Title-deeds ... ..	6,426 0 11	
Survey Fees ... ..	31,976 14 3	
Rents for Special Objects ... ..	59,806 2 11	
Residential Leases ... ..	1,831 6 5	
Quit Rents ... ..	524 3 7	
Church and School Lands Act, 1897 ... ..	274 0 9	
Returned Soldiers' Special Holdings ... ..	909 16 8	
Town Land Leases ... ..	299 18 0	
Week End Leases ... ..	66 1 2	
All other receipts ... ..	42,874 19 2	
	144,989 3 10	
Less Refunds ... ..	20,549 3 10	
		124,440 0 0
ANNUAL LAND REVENUE carried forward ... .. £	.....	702,804 13 4
ALIENATIONS carried forward ... .. £	.....	1,188,618 15 8
Carried forward... .. £	.....	9,921,366 12 8



# CONSOLIDATED REVENUE FUND.

STATEMENT OF GROSS AND NET REVENUE AND RECEIPTS—continued.

HEAD OF REVENUE.	AMOUNT.	TOTAL.
<b>GOVERNMENTAL—continued.</b>	£ s. d.	£ s. d.
Brought forward...	£ .....	9,921,366 12 8
<b>LAND REVENUE—continued.</b>		
ALIENATIONS brought forward ... ..	£ .....	1,188,618 15 8
ANNUAL LAND REVENUE brought forward ... ..	£ .....	702,804 13 4
<b>MINING OCCUPATION :—</b>		
Mineral Leases ... ..	15,384 18 0	
Leases of Auriferous Lands ... ..	713 5 6	
Gold and Mineral Dredging Leases ... ..	709 19 0	
Miners' Rights ... ..	2,270 11 9	
Business Licenses ... ..	359 5 0	
Royalty on Minerals ... ..	129,448 19 5	
Other receipts (including Survey and Appraisement Fees) ... ..	5,813 7 0	
	154,700 5 8	
Less Refunds ... ..	2,072 1 1	152,623 4 7
TOTAL, ANNUAL LAND REVENUE (see page 2) ... ..	£ .....	855,432 17 11
TOTAL LAND REVENUE (see page 2) ... ..	£ .....	2,044,051 13 7
<b>RECEIPTS FOR SERVICES RENDERED.</b>		
<b>SYDNEY BRANCH OF ROYAL MINT :—</b>		
Mint Receipts ... ..	.....	9,638 11 7
<b>PILOTAGE, HARBOUR DUES, AND FEES :—</b>		
Pilotage ... ..	74,733 5 0	
Harbour and Light Rates ... ..	49,550 14 3	
Harbour Dues ... ..	10,646 16 2	
Navigation Department Fees, &c. ... ..	4,468 4 4	
Harbour and Tonnage Rates (Outports) ... ..	66,618 2 2	
	206,017 1 11	
Less Refunds ... ..	711 8 3	205,305 13 8
AGRICULTURAL COLLEGES AND FARMS ACCOUNT ... ..	9,641 6 8	
Less Refunds ... ..	338 18 2	9,302 8 6
<b>FEES :—</b>		
Public Instruction Department... ..	7,033 1 7	
Registration of Brands Act ... ..	1,847 17 9	
Registrar-General ... ..	163,055 0 4	
District Courts ... ..	3,529 9 10	
Courts of Petty Sessions (including Small Debt Court Fees, &c.) ... ..	34,911 2 9	
Supreme Court—	£ s. d.	
Master in Equity ... ..	4,262 1 9	
Master in Lunacy ... ..	2,318 0 7	
Public Trustee ... ..	20,728 14 2	
Prothonotary and Registrar in Divorce ... ..	16,583 7 3	
Registrar of Probates ... ..	9,413 9 2	
Registrar in Bankruptcy ... ..	4,358 11 8	
	57,664 4 7	
Fees carried forward ... ..	268,040 16 10	
RECEIPTS FOR SERVICES RENDERED carried forward ... ..	£ .....	224,246 13 9
Carried forward ... ..	£ .....	11,965,418 6 3



# CONSOLIDATED REVENUE FUND.

STATEMENT OF GROSS AND NET REVENUE AND RECEIPTS—*continued.*

HEAD OF REVENUE.				AMOUNT.	TOTAL.
<b>GOVERNMENTAL—<i>continued.</i></b>				£ s. d.	£ s. d.
Brought forward ... ..				£ .....	11,965,418 6 3
<b>RECEIPTS FOR SERVICES RENDERED—<i>continued.</i></b>					
Brought forward ... ..				£ .....	224,246 13 9
<b>FEES (<i>continued</i>) :—</b>					
Brought forward ... ..				£ 268,040 16 10	
Sheriff ... ..				2,853 8 7	
Shipping Masters ... ..				6,370 18 3	
Department of Mines ... ..				1,781 16 5	
Public Officers and Examination Fees ... ..				3,139 8 5	
Presenting Private Bills to Parliament ... ..				25 0 0	
For Registration, &c., of Dogs ... ..				19,136 15 1	
Imported Stock Act ... ..				5 6 0	
Cattle Export Act ... ..				47 6 0	
Valuation of Land Act, 1916 ... ..				5,023 19 6	
Local Government Examination Fees ... ..				163 18 9	
Industrial Arbitration Court ... ..				1,165 15 4	
Gas Act ... ..				6,227 14 11	
Inspector of Weights and Measures ... ..				5,175 12 10	
Fair Rents Court ... ..				60 18 6	
Dairy Industry Act, 1915 ... ..				544 13 2	
Other Fees ... ..				463 5 6	
				£ 320,226 14 1	
Less Refunds ... ..				1,457 19 9	318,768 14 4
<b>MISCELLANEOUS SERVICES RENDERED :—</b>					
For the support of Patients in the Mental Hospitals ... ..				61,170 16 6	
Collections by the Government Printer ... ..				15,429 6 4	
Store Rent and Carriage of Explosives ... ..				15,293 15 9	
For Work performed by Prisoners in Gaol ... ..				659 13 10	
Dock Receipts ... ..				283 18 2	
Rent of Public Watering Places, Water Rights Receipts, &c. ... ..				6,278 16 3	
Commission on Imperial Pensions ... ..				3,607 0 0	
Electricity supplied to Government Offices, &c. ... ..				3,175 7 8	
Public Works Department—Cost of supervision of works, surveys, inspection of timber, hire of tools, &c., &c. ... ..				1,406 18 2	
Haulage, &c., at Port Kembla and Wollongong ... ..				26,336 11 4	
For use of Diamond Drills and Water Augers ... ..				586 13 9	
Commonwealth Government—					
Services of Lighthouse Keepers ... ..				113 1 0	
Services of Magistrates, Police, &c., in connection with Old Age and War Pensions Claims ... ..				2,101 8 0	
Subsidy towards Treatment of Venereal Diseases ... ..				2,625 0 0	
For the support of Children in the Industrial Schools, and Maintenance of Patients in Hospitals and Asylums for Infirm, &c. ... ..				29,701 9 11	
Testing Cement, &c. ... ..				2,128 6 0	
Fumigation and Inspection Fees ... ..				8,536 10 6	
Fees for Dipping Stock ... ..				5,403 18 1	
Emergency Grain Silos ... ..				18,080 9 3	
Other Receipts ... ..				4,826 2 3	
				£ 207,745 2 9	
Less Refunds ... ..				687 13 8	207,057 9 1
<b>TOTAL RECEIPTS FOR SERVICES RENDERED (<i>see page 2</i>)...</b>				£ .....	750,072 17 2
Carried forward ... ..				£ .....	12,715,491 3 5



# CONSOLIDATED REVENUE FUND.

STATEMENT OF GROSS AND NET REVENUE AND RECEIPTS—*continued.*

HEAD OF REVENUE.	AMOUNT.	TOTAL.
<b>GOVERNMENTAL—<i>continued.</i></b>	£ s. d.	£ s. d.
Brought forward... .. £	.....	12,715,491 3 5
<b>GENERAL MISCELLANEOUS RECEIPTS.</b>		
RENTS—EXCLUSIVE OF LAND:—		
Wharfage, Tonnage Rates, &c. ( <i>out ports</i> ) ... ..	6,246 18 1	
Government Buildings and Premises ... ..	56,164 9 10	
	62,411 7 11	
Less Refunds ... ..	148 16 10	
		62,262 11 1
FINES AND FORFEITURES:—		
Sheriff ... ..	2,621 16 10	
Courts of Petty Sessions ... ..	40,318 4 3	
Confiscated and Unclaimed Property ... ..	567 10 10	
Industrial Arbitration Court ... ..	910 2 0	
Other Fines and Forfeitures ... ..	885 14 9	
	45,303 8 8	
Less Refunds ... ..	655 14 11	
		44,647 13 9
FORESTRY:—		
Sales, Fees, Rents, &c. ... ..	190,338 2 8	
Rents of Leases, &c. ... ..	5,491 4 10	
	195,829 7 6	
Less Refunds ... ..	649 5 3	
		195,180 2 3
COUNTRY TOWNS WATER SUPPLY WORKS—Interest ... ..	45,308 17 6	
Less Refunds ... ..	145 16 9	
		45,163 0 9
COUNTRY TOWNS SEWERAGE WORKS—Interest ... ..	.....	14,453 18 0
WATER CONSERVATION AND IRRIGATION COMMISSION, ACT No. 73, 1912—Other Miscellaneous Receipts ... ..	2,630 14 10	
Less Refunds... ..	17 19 0	
		2,612 15 10
WATER ACT, 1912:—		
Water Trust—Interest ... ..	625 12 0	
Bore Water Trust—Interest ... ..	5,991 5 2	
Drainage Trust—Interest ... ..	1,907 6 0	
	8,524 3 2	
Less Refunds... ..	29 1 8	
		8,495 1 6
PUBLIC SERVICE SUPERANNUATION ACT, No. 8, 1903 ... ..	9,570 0 7	
Less Refunds ... ..	15 8 8	
		9,554 11 11
DARLING HARBOUR RESUMED AREA ... ..	70,104 18 0	
Less Refunds ... ..	59 13 11	
		70,045 4 1
CENTENARY PARK LAND SALES, Act No. 23, 1904 ... ..	.....	91 19 10
COMMONWEALTH GOVERNMENT—INTEREST ON VALUE OF TRANSFERRED PROPERTIES ... ..	.....	174,630 17 8
UNCLAIMED MONEYS, ACT No. 11, 1917... ..	6,469 12 10	
Less Refunds ... ..	64 19 10	
		6,404 13 0
UNCLASSIFIED RECEIPTS:—		
Sale of Government Property ... ..	16,126 8 10	
Receipts under the Fisheries Act ... ..	11,045 3 4	
Pastures Protection Act—(3 <i>per cent.</i> ) Contributions towards cost of administering ... ..	3,007 0 11	
Costs recovered in various actions ... ..	4,356 14 1	
UNCLASSIFIED RECEIPTS carried forward ... .. £	34,535 7 2	
GENERAL MISCELLANEOUS RECEIPTS carried forward £	.....	633,542 9 8
Carried forward ... .. £	.....	12,715,491 3 5



# CONSOLIDATED REVENUE FUND.

STATEMENT OF GROSS AND NET REVENUE AND RECEIPTS—*continued.*

HEAD OF REVENUE.				AMOUNT.			TOTAL.		
<b>GOVERNMENTAL—<i>continued.</i></b>				£	s.	d.	£	s.	d.
	Brought forward...	...	£	.....			12,715,491	3	5
GENERAL MISCELLANEOUS RECEIPTS brought forward...				£	.....		633,542	9	8
<b>UNCLASSIFIED RECEIPTS—<i>continued.</i></b>									
	Brought forward...	...	£	34,535	7	2			
Hay Irrigation Area—Rents, &c.	...	...	...	2,637	6	11			
Wentworth Irrigation Area—Rents, &c.	...	...	...	2,508	15	11			
David Berry Estate—Rent of Land, &c.	...	...	...	1,349	11	8			
Exchange on Cheques and Remittances	...	...	...	2,772	2	5			
Dental Board Fees under Section 6, Act No. 27, 1909	...	...	...	858	2	0			
King's School Council—Rent, &c., of old Government House	...	...	...	150	0	0			
Conservatorium of Music—Rent, &c.	...	...	...	1,240	13	7			
Accrued Interest on Loan issued in Sydney under Act No. 27, 1919	...	...	...	3,842	5	9			
Fractions of Interest	...	...	...	118	13	0			
Interest on—									
Bank Deposits and other Temporary Investments of Public Moneys	...	...	£ s. d.	5,601	13	9			
Overdue Instalments, Loan of £4,000,000, issued in London under Act No. 27, 1919	...	...	93 10 6						
Overdue Instalments, Loan of £2,500,000, issued in London under Act No. 25, 1918	...	...	32 15 3						
Sale of Wire-netting...	...	...	3,583 13 7						
Sale of Surplus Lands	...	...	2,627 19 1						
Securities, late Wollongong Harbour Trust...	...	...	198 10 10						
Public Schools' Savings Bank accumulated interest, &c., 1919-20	...	...	989 5 1						
Deposit in Government Savings Bank of New South Wales, Goulburn-street Branch—Registrar, Small Debts Court	...	...	7 10 0						
Deposit in Government Savings Bank of New South Wales, Goulburn-street Branch—C.P.S., Central Police Office	...	...	27 15 0						
Advances to Estates, Public Trustee, Sec. 39, Act No. 19, 1913	...	...	341 6 11						
Advances to Officers for purchase of equipment, &c.	...	...	128 13 4						
Advance, to erect Crushing Battery, Nerri-gundah	...	...	2 8 0						
Special Advance to Parkes Municipal Council of £250 for Drainage Works, &c.	...	...	6 6 10						
Cost of Works in connection with Portland Water Supply to June, 1920	...	...	12 11 0						
Cost of Urana Water Supply Works	...	...	19 9 2						
Urana Shire Council—Oakland Pumping Plant	...	...	7 2 2						
Cost of Hurstville Stormwater Channel	...	...	45 19 0						
Randwick Municipal Council—Cost of paving Oxford-street, Randwick	...	...	17 16 10						
Randwick Municipal Council—Removal of Sandbank, &c., Arden-street, Coogee	...	...	27 10 0						
Lismore Municipal Council—Water Supply Works	...	...	8 15 0						
Carried forward	...	...	13,780 11 4						
UNCLASSIFIED RECEIPTS carried forward				£	50,012	18 5			
GENERAL MISCELLANEOUS RECEIPTS carried forward				£	.....		633,542	9	8
Carried forward				£	.....		12,715,491	3	5



# CONSOLIDATED REVENUE FUND.

STATEMENT OF GROSS AND NET REVENUE AND RECEIPTS—*continued.*

HEAD OF REVENUE.		AMOUNT.			TOTAL.		
<b>GOVERNMENTAL—<i>continued.</i></b>		£	s.	d.	£	s.	d.
Brought forward...	...	£	.....		12,715,491	3	5
GENERAL MISCELLANEOUS RECEIPTS brought forward	£	.....			633,542	9	8
<b>UNCLASSIFIED RECEIPTS—<i>continued.</i></b>							
Brought forward...	...	£	50,012	18 5			
Interest on— <i>continued.</i>	£ s. d.						
Brought forward	£ 13,780 11 4						
Orange Municipal Council—Advances under the provisions of Section 11 (3) of the Country Towns Water and Sewerage (Amendment) Act, No. 43, 1905	... 49 17 4						
West Maitland Municipal Council—Bridge over Wallis Creek at Yarrabong...	... 7 11 4						
East Maitland Municipal Council—Bridge over Wallis Creek at Yarrabong...	... 7 11 4						
Advance, A. Hay, Mount Royal Copper Mine—Erection of Mineral Separating Plant	... 200 0 0						
Central Illawarra Municipal Council—Fig Tree Bridge	... 17 14 4						
Yarrowlumla Shire Council—Cost of Construction Deep Creek Bridge	... 4 3 8						
Amaroo Shire Council—Bridge, Doughboy Creek—Sherringham's Crossing	... 40 0 0						
Penrith Municipal Council—Waterworks Loan	... 333 16 8						
Glen Innes Municipal Council—Waterworks Loan	... 1,420 18 1						
Bathurst Municipal Council—Sewerage Connections	... 41 9 1						
Goulburn Municipal Council—Sewerage Connections	... 137 9 11						
Waverley Municipal Council—Drainage, Bronte Park	... 36 8 1						
Advances (£700) to Coonamble Municipal Council for purchase of Coonamble No. 2 Bore	... 52 2 3						
Concord Municipal Council—Reconstruction Concord-road and Leeds-street	... 133 11 10						
Tar Metalling Parramatta-road:—							
Petersham Municipal Council...	... 41 1 9						
Leichhardt Municipal Council...	... 41 1 9						
Reconstruction of Bunnerong-road:—							
Botany Municipal Council	... 47 10 0						
Mascot Municipal Council	... 97 10 5						
Randwick Municipal Council	... 247 12 1						
Value of Land acquired for Establishing Iron and Steel Works, at Newcastle—under Newcastle Iron and Steel Works Act No. 55, 1912	... 69 0 0						
Cost of Construction of Channel, Newcastle—under Newcastle Iron and Steel Works Act No. 55, 1912	... 1,462 15 9						
Great Cobar, Limited—Bonus on Receiver's Certificates	... 4,000 0 0						
Wheat Cultivation—Advances Clearing Lands	... 30 8 4						
Advances to Settlers, Hay Irrigation Area	... 30 14 8						
Advances to Settlers, Wentworth Irrigation Area	... 396 10 2						
Advances to Settlers, Closer Settlement Act	... 6 15 11						
Carried forward	£ 22,734 6 1						
UNCLASSIFIED RECEIPTS carried forward...	£	50,012	18	5			
GENERAL MISCELLANEOUS RECEIPTS carried forward	£	.....			633,542	9	8
Carried forward	£	.....			12,715,491	3	5



# CONSOLIDATED REVENUE FUND.

STATEMENT OF GROSS AND NET REVENUE AND RECEIPTS—*continued.*

HEAD OF REVENUE.			AMOUNT.	TOTAL.
			£ s. d.	£ s. d.
<b>GOVERNMENTAL—<i>continued.</i></b>				
Brought forward...	£	.....		12,715,491 3 5
GENERAL MISCELLANEOUS RECEIPTS brought forward...	£	.....		633,542 9 8
UNCLASSIFIED RECEIPTS— <i>continued.</i>				
Brought forward...	£	50,012 18 5		
Interest on— <i>continued.</i>	£ s. d.			
Brought forward	£22,734 6 1			
Shallow Bores for Settlers ...	664 1 11			
Advances to Indigent Settlers ...	12 4 3			
Advances to Returned Soldiers ...	10,119 11 10			
Advances—Rural Industries Board ...	2,578 14 10			
Investment in Funded Stock on account of Bankruptcy Estates Account ...	320 0 0			
Advance, Trustees National Park ...	238 8 4			
Purchase money—Sale of Walbundrie sheep	205 9 5			
Housing Fund Revenue Account, Section 4, Housing Act, No. 27, 1912, to 30th June, 1920 ...	13,920 19 1			
Capital Value of Properties Vested in State Abattoirs and Meat Works ...	37,806 4 10			
		88,600 0 7		
Industrial Undertakings:—				
Contributions in terms of Section 4, Act 22, 1912 ...	673 19 3			
Interest on Capital, Section 3, Act 22, 1912 ...	10,585 5 11			
Interest on Daily Debit Balances ...	745 19 3			
Fees under 65th Regulation, Pastures Protection Act ...	66 16 6			
Woodlands wheatarea—5 percent dividend on wool clip 1916-17	42 0 5			
Repayments:—				
Value of materials issued by the Government Stores Department ...	1,072 0 7			
Annandale Garbage Destructor—Repayment ...	238 0 0			
Penrith Municipal Council Waterworks Loan—Instalment of Principal ...	109 19 10			
Parkes Municipal Council—Drainage Works—Instalment of Principal ...	8 13 2			
R. W. D. Weaver—Repayment of increase under Parliamentary Allowances Amendment Act, 1920 ...	250 0 0			
Repayment to credit of Votes, previous years ( <i>see p. 18</i> )	90,671 14 9			
Transfers under Section 31 of Audit Act, 1902:—				
Seamen's Wages, 1918-19 ...	620 13 8			
Deposits under Mining Act, 1918-19 ...	106 19 8			
Revenue Suspense Account, 1918-19 ...	1,634 7 4			
Unclaimed Moneys, 1918-19 ...	3,634 2 8			
Compensation for Surface Damage, 1914-15 ...	106 10 6			
Unclaimed Salaries and Wages, 1916-17 and 1917-18...	258 0 10			
Evening Continuation School Fees ( <i>Part balance not required</i> )	600 0 0			
Technical Education Fees Account ( <i>do do</i> )	11,000 0 0			
Prisons Live Stock Account ... ( <i>do do</i> )	750 0 0			
Prisons Bread Account ... ( <i>do do</i> )	3,550 0 0			
Public Works, Suspense Account ( <i>do do</i> )	14 18 6			
Real Property Act—Advertising Account—part balance not required ...	750 0 0			
Conservatorium of Music—Fees Trust Account ...	5,500 0 0			
Emu Plains Prison Farm Account ...	1,200 0 0			
Unclaimed Suitors' Money ...	65 4 10			
Other Unclassified Receipts ...	5,196 16 3			
	£ 278,065 2 11			
Less Refunds ...	9,097 19 11			
		268,967 3 0		
TOTAL, GENERAL MISCELLANEOUS RECEIPTS ( <i>see page 2</i> ) ...	£	902,509 12 8		
Total Net (Governmental) Revenue and Receipts—Consolidated Revenue Fund—Carried forward ...			£13,618,000 16 1	



# **CONSOLIDATED REVENUE FUND.**

STATEMENT OF GROSS AND NET REVENUE AND RECEIPTS—*continued.*

HEAD OF REVENUE.						TOTAL.		
TOTAL NET ( <i>Governmental</i> ) REVENUE AND RECEIPTS—CONSOLIDATED REVENUE FUND—brought forward ... ..						£	s.	d.
						13,618,000	16	1
<b>BUSINESS UNDERTAKINGS OF THE STATE.</b>								
		£	s.	d.		£	s.	d.
Chief Commissioner for Railways and Tramways:—								
Railway Tolls ... ..		£14,782,468	16	10				
Do Miscellaneous ... ..		69,971	11	2				
		£14,852,440	8	0				
Less Refunds ... ..		391,797	4	1				
		£14,460,643	3	11				
Repayments to Credit of Votes previous years ( <i>see page 18</i> )		56,713	3	3				
					14,517,356	7	2	
Tramway Tolls ... ..		£3,467,075	14	1				
Do Miscellaneous ... ..		62,810	8	7				
		£3,529,886	2	8				
Less Refunds ... ..		1,169	5	9				
		£3,528,716	16	11				
Repayments to Credit of Votes previous years ( <i>see page 18</i> )		1,315	11	9				
					3,530,032	8	8	
								*18,047,388 15 10
Sydney Harbour Trust Commissioners:—								
Wharfage and Tonnage Rates, &c. ( <i>Sydney</i> ) ... ..		475,229	11	4				
Rent of Houses, Shops, Wharves, &c. ... ..		260,138	16	9				
Miscellaneous and Bond Charges ... ..		61,629	9	4				
		796,997	17	5				
Less Refunds ... ..		3,068	14	2				
					793,929	3	3	
Repayments to Credit of Votes previous years ( <i>see page 18</i> ) ... ..					3,282	6	5	
								*797,211 9 8
Metropolitan Board of Water Supply and Sewerage:—								
Water Rates, &c. ... ..		£855,704	18	1				
Less Refunds ... ..		1,590	6	1				
					854,114	12	0	
Sewerage Rates, &c. ... ..		£615,282	6	7				
Less Refunds ... ..		13	16	8				
					615,268	9	11	
					1,469,383	1	11	
Repayments to Credit of Votes previous years ( <i>see page 18</i> ) ... ..					392	12	11	
								*1,469,775 14 10
Hunter District Water Supply and Sewerage Board:—								
Water Rates, &c. ... ..		£116,134	4	10				
Less Refunds ... ..		43	6	4				
					116,090	18	6	
Sewerage Rates, &c. ... ..		£32,201	17	5				
Less Refunds ... ..		37	3	4				
					32,164	14	1	
					148,255	12	7	
Repayments to Credit of Votes previous years ( <i>see page 18</i> ) ... ..					228	19	3	
								*148,484 11 10
<b>Net Total—(Business Undertakings of the State) ... ..</b>						£	20,462,860	12 2
<b>Total Net Revenue and Receipts—Consolidated Revenue Fund—</b>								
Carried forward ... ..						£	34,080,861	8 3



# **CONSOLIDATED REVENUE FUND.**

STATEMENT OF GROSS AND NET REVENUE AND RECEIPTS—*continued.*

HEAD OF REVENUE.	TOTAL.		
	£	s.	d.
TOTAL NET REVENUE AND RECEIPTS—CONSOLIDATED REVENUE FUND— brought forward ... ..	£ 34,080,861	8	3
<b>OTHER RECEIPTS.</b>			
ADVANCES REPAID—			
Advance to Treasurer, 1919-1920 ... ..	*39,993	13	11
In adjustment of Vote Advance to Treasurer—			
On account of 1919-1920 ... ..	*108,515	17	7
State Children Relief (Act No. 61, 1901), 1918-19—Adjustment by Appropriation	*50,844	8	7
Miners' Accident Relief (Repeal) Act No. 46, 1916... ..	*8,340	0	0
Repayment of Contribution to General Sinking Fund, Act No. 11, 1914 ... ..	*350,000	0	0
Meat Supply for Imperial Uses Act No. 6, 1915 ... ..	*158,300	0	0
TOTAL ... ..	£ 715,994	0	1
Grand Total ... ..	£ 34,796,855	8	4

\* See page 4.

The Treasury, New South Wales,  
Sydney, 11th August, 1921.

A. LYNCH,  
Acting-Comptroller of Accounts.

JOHN T. LANG,  
Treasurer.



## Statement B.

## CONSOLIDATED REVENUE FUND.

SCHEDULE of REPAYMENTS to CREDIT of VOTES of 1919-20, and Previous Years:—

HEAD OF APPROPRIATION.							AMOUNT.		
GOVERNMENTAL.							£	s.	d.
EXECUTIVE AND LEGISLATIVE.									
Legislative Assembly—Contingencies	...	...	...	...	...	...	2	2	2
PREMIER.									
Premier's—Contingencies	...	...	...	...	...	...	169	8	8
Agent-General—Salaries	...	...	...	...	...	...	13	11	3
Do —Contingencies	...	...	...	...	...	...	66	3	7
Immigration and Tourist Bureau—Salaries	...	...	...	...	...	...	59	14	0
Do —Contingencies	...	...	...	...	...	...	57	13	7
Lyon's Fair, France—Expenses	...	...	...	...	...	...	20	6	4
Motor-cars—Expenses of upkeep, &c.	...	...	...	...	...	...	75	8	2
Expenses in connection with visit of French Mission	...	...	...	...	...	...	67	13	7
Royal Visit—Entertainment Expenses	...	...	...	...	...	...	130	15	6
Unusual Expenditure arising out of the War, &c.	...	...	...	...	...	...	3	19	0
Advances made to Soldiers by Agent-General, London	...	...	...	...	...	...	1	10	0
Sir Edmund Barton—State Funeral—Expenses	...	...	...	...	...	...	305	15	6
Fares—Returned Soldiers, &c.	...	...	...	...	...	...	8,365	7	9
D. R. Hall—Expenses, Appointment as Agent-General	...	...	...	...	...	...	29	5	0
Royal Commission of Inquiry into the Public Service—Expenses	...	...	...	...	...	...	0	0	2
Bush Week—Expenses of Organising	...	...	...	...	...	...	0	1	0
Purchase of Motor Cars	...	...	...	...	...	...	120	0	0
Amelioration Committee—Expenses	...	...	...	...	...	...	30	0	0
COLONIAL SECRETARY AND MINISTER OF PUBLIC HEALTH.									
Master in Lunacy—Contingencies	...	...	...	...	...	...	23	8	1
Auditor-General—Contingencies	...	...	...	...	...	...	2	5	0
Aborigines Protection Board—Salaries	...	...	...	...	...	...	31	10	2
Do do —Contingencies	...	...	...	...	...	...	4	2	5
Lunacy—Salaries	...	...	...	...	...	...	42	4	7
Do —Contingencies	...	...	...	...	...	...	40	6	10
Police—Salaries	...	...	...	...	...	...	729	16	2
Do —Contingencies	...	...	...	...	...	...	366	15	11
Public Health—Salaries	...	...	...	...	...	...	73	16	3
Do —Contingencies	...	...	...	...	...	...	58	17	4
Housing Board—Salaries	...	...	...	...	...	...	4	4	4
Do —Contingencies	...	...	...	...	...	...	33	7	6
Weights and Measures—Contingencies	...	...	...	...	...	...	1	10	6
Government Tourist Bureau—Contingencies	...	...	...	...	...	...	30	0	7
Expenses in connection with Pneumonic Influenza Epidemic	...	...	...	...	...	...	267	1	8
Maintenance of Destitute Persons, &c.	...	...	...	...	...	...	97	2	5
Burial of Destitute Persons	...	...	...	...	...	...	30	9	5
To meet Payments to Railway Commissioners for Transmission of Destitute Persons, &c.	...	...	...	...	...	...	11	11	1
Incidental, Unforeseen, and Petty Expenses, &c.	...	...	...	...	...	...	103	4	9
Distribution of Blankets to the poor	...	...	...	...	...	...	10	12	0
TREASURER AND SECRETARY FOR FINANCE AND TRADE.									
Land and Income Tax—Contingencies	...	...	...	...	...	...	550	19	2
Government Printer—Salaries	...	...	...	...	...	...	9,387	4	4
Do —Contingencies	...	...	...	...	...	...	6,200	4	6
Navigation—Salaries	...	...	...	...	...	...	38	7	6
Do —Contingencies	...	...	...	...	...	...	60	10	2
Do Life Boats, &c.	...	...	...	...	...	...	42	13	7
Stores Supply—Contingencies	...	...	...	...	...	...	8,935	9	10
Resumed Properties—Salaries	...	...	...	...	...	...	7	7	10
Do —Contingencies	...	...	...	...	...	...	334	17	11
Sewerage and Water Rates, &c., Sydney and Country Towns	...	...	...	...	...	...	4,435	5	9
Insurance—Shipping Charges, &c.	...	...	...	...	...	...	4	6	7
Adjustment of Salaries of Officers under Public Service Act Regulations	...	...	...	...	...	...	222	6	2
Commission on Payments in Sydney by Government Banking Institutions	...	...	...	...	...	...	43	15	0
Sydney Harbour Trust—Relief Works	...	...	...	...	...	...	6,837	9	8
Expenses in connection with Brennan's 3rd rail device	...	...	...	...	...	...	2,835	2	6
Carried forward	...	...	...	...	...	...	£	51,417	2 9



SCHEDULE OF REPAYMENTS to Credit of Votes 1919-20, and Previous Years—*continued*.

HEAD OF APPROPRIATION							AMOUNT.		
<b>GOVERNMENTAL—<i>continued</i>.</b>							£	s.	d.
Brought forward ... ..							£	51,117	2 9
DEPARTMENT OF THE ATTORNEY-GENERAL AND OF JUSTICE.									
Attorney-General and Justice—Contingencies ... ..								114	2 4
Registrar-General—Salaries ... ..								1	16 10
Do Contingencies ... ..								26	3 4
Coroners—Contingencies ... ..								2	5 9
Master in Equity—Contingencies ... ..								1	1 6
Judges' Contingencies ... ..								4	0 0
Sheriff—Salaries ... ..								140	0 0
Do Contingencies ... ..								0	2 9
Public Trustee—Salaries ... ..								1	10 9
Public Trustee—Contingencies ... ..								45	10 0
Prisons—Contingencies ... ..								187	18 11
Petty Sessions—Salaries ... ..								495	7 8
Do do Contingencies ... ..								269	11 5
Public Service Board—Salaries ... ..								0	5 6
To meet Legal Expenses ... ..								235	5 2
SECRETARY FOR LANDS.									
Lands—Salaries ... ..								414	10 5
Do Contingencies ... ..								3,450	3 5
Western Land Board—Salaries ... ..								0	5 0
Public Parks, Recreation Reserves, and Cemeteries ... ..								0	18 9
Returned Soldiers' Settlement Branch—Salaries ... ..								61	18 11
Do do do Contingencies ... ..								69	11 7
To meet Cost of postage, &c. ... ..								0	3 3
Oyster Culture—Development of Leases for Returned Soldier Settlers ... ..								123	14 9
Refunds of Deposits made by Returned Soldier Settlers under the Closer Settlement Act ... ..								1,388	19 7
MINISTER FOR PUBLIC WORKS.									
Public Works—Establishment—Salaries ... ..								343	6 6
Do Miscellaneous ... ..								1,448	15 11
Roads ... ..								117	17 3
Bridges ... ..								647	9 11
Harbours and Rivers ... ..								2,170	8 8
Equipment, Travelling Expenses ... ..								510	0 10
Public Buildings ... ..								1,550	13 4
Dredge Service ... ..								6,273	13 2
Rents, Cleaning, &c. ... ..								152	17 1
Sewerage and Storm Water Channels ... ..								110	18 9
Punts, Ferries, and Launches ... ..								129	8 0
Compensation and Gratuities to Officers, Employees, and others, &c., under Workmen's Compensation Act ... ..								77	17 4
Recoup to Industrial undertakings in respect of Special Holidays, &c. ... ..								16	9 9
New Lightship, Port Jackson, to replace "Bramble" ... ..								320	0 0
PUBLIC INSTRUCTION AND LOCAL GOVERNMENT.									
Public Instruction ... ..								2,999	11 5
State Children Relief—Salaries ... ..								0	2 9
Do do Contingencies ... ..								46	0 1
National Art Gallery—Contingencies ... ..								0	1 5
Australian Museum—Contingencies ... ..								0	4 9
Public Library of New South Wales ... ..								16	14 4
Conservatorium of Music—Contingencies ... ..								334	10 0
Industrial School for Girls, Parramatta ... ..								1	13 10
Gosford Farm Home for Boys—Contingencies ... ..								5	5 6
World's Press Congress—Expenses ... ..								21	0 0
Local Government and Main Roads—Contingencies ... ..								182	13 5
LABOUR AND INDUSTRY.									
Labour and Industry—Salaries ... ..								0	2 4
Do Contingencies ... ..								893	17 11
Board of Trade—Technical Commission of Inquiry, Broken Hill ... ..								6,121	2 8
A.N.A. Exhibition, Melbourne—Expenses, representation of N.S.W. ... ..								7	14 8
Minmi Distress Relief ... ..								10	2 0
Carried forward ... ..							£	82,963	3 11



SCHEDULE OF REPAYMENTS to Credit of Votes 1919-20, and Previous Years—*continued.*

HEAD OF APPROPRIATION.										AMOUNT.		
										£	s.	d.
<b>GOVERNMENTAL—<i>continued.</i></b>												
Brought forward	...	...	...	...	...	...	...	...	...	£	82,963	3 11
<b>SECRETARY FOR MINES.</b>												
Mines Department—Salaries	...	...	...	...	...	...	...	...	...		146	9 7
Do Contingencies	...	...	...	...	...	...	...	...	...		1,099	10 8
To Promote Prospecting for Gold and other Minerals, &c.	...	...	...	...	...	...	...	...	...		108	16 8
Crushing Batteries, &c.	...	...	...	...	...	...	...	...	...		53	7 0
<b>DEPARTMENT OF AGRICULTURE.</b>												
Agriculture—Salaries	...	...	...	...	...	...	...	...	...		35	17 1
Do Contingencies	...	...	...	...	...	...	...	...	...		449	5 3
Commercial Agents—Contingencies	...	...	...	...	...	...	...	...	...		600	0 0
Forestry—Salaries	...	...	...	...	...	...	...	...	...		1	3 3
Do Contingencies	...	...	...	...	...	...	...	...	...		67	6 6
Government Domain—(Outer)	...	...	...	...	...	...	...	...	...		96	3 6
Centennial Park—Contingencies	...	...	...	...	...	...	...	...	...		6	13 9
Water Conservation and Irrigation—Salaries	...	...	...	...	...	...	...	...	...		1,516	10 8
Do do Contingencies	...	...	...	...	...	...	...	...	...		1,569	12 11
Wentworth Irrigation Area—Advances to Settlers	...	...	...	...	...	...	...	...	...		922	3 0
Murrumbidgee Irrigation Area—To pay difference between Military and State pay of Officers on Active Service	...	...	...	...	...	...	...	...	...		61	2 7
Hay Irrigation Area—Advances to Settlers	...	...	...	...	...	...	...	...	...		5	4 2
Peel River Flood Prevention—Moiety of Cost	...	...	...	...	...	...	...	...	...		7	15 2
Rural Industry Board—Contingencies	...	...	...	...	...	...	...	...	...		192	6 0
J. Brady—Expenses Visit to U.S.A.	...	...	...	...	...	...	...	...	...		201	0 0
<b>SPECIAL APPROPRIATIONS.</b>												
Interest on Debentures and Funded Stock	...	...	...	...	...	...	...	...	...		200	0 0
Parliamentary Electorates and Elections Act No. 41, 1912	...	...	...	...	...	...	...	...	...		176	9 0
Public Service Superannuation Act No. 8, 1903	...	...	...	...	...	...	...	...	...		191	14 1
Total ( <i>Governmental—see page 13</i> )	...	...	...	...	...	...	...	...	...	£	90,671	14 9
<b>BUSINESS UNDERTAKINGS OF THE STATE.</b>												
Railway Working Expenses	...	...	...	...	...	...	...	...	...		56,713	3 3
Tramway do	...	...	...	...	...	...	...	...	...		1,315	11 9
Sydney Harbour Trust—Contingencies	...	...	...	...	...	...	...	...	...		3,282	6 5
Metropolitan Board of Water Supply and Sewerage—Contingencies	...	...	...	...	...	...	...	...	...		392	12 11
Hunter District Water Supply and Sewerage Board—Contingencies	...	...	...	...	...	...	...	...	...		228	19 3
Total ( <i>Business Undertakings—see page 14</i> )	...	...	...	...	...	...	...	...	...	£	61,932	13 7
<b>Grand Total</b>	...	...	...	...	...	...	...	...	...	£	152,604	8 4

The Treasury, New South Wales,  
Sydney, 11th August, 1921.

A. LYNCH,  
Acting Comptroller of Accounts.

JOHN T. LANG,  
Treasurer.



## C.

## Detail Statement

OF EXPENDITURE, IN THE YEAR ENDED 30TH JUNE, 1921, OUT OF THE CONSOLIDATED REVENUE FUND, as shown in Account Current, pages 3 and 5.

No. of Appropriation.	HEAD OF SERVICE.	ESTABLISHMENTS.		OTHER SERVICES.	TOTAL PAYMENTS.
		Salaries.	Contingencies.		
	<b>SERVICES OF THE YEAR ENDED 30th JUNE, 1920.</b>	£ s. d.	£ s. d.	£ s. d.	£ s. d.
	<b>No. I.—Schedules.</b>				
	THIRD SCHEDULE .....	12,527 4 8	.....	.....	12,527 4 8
	FOURTH SCHEDULE:—				
	Pensions to Judges .....	.....	.....	491 6 1	} 1,627 12 5
	Pensions to Superannuated Officers .....	.....	.....	1,133 6 4	
	Schedule C—Stipends or Allowances—				
	Church of England .....	.....	.....	100 0 0	100 0 0
	TOTAL, SCHEDULES .....	£ 12,527 4 8	.....	1,727 12 5	14,254 17 1
	<b>SUPPLEMENT TO SCHEDULES.</b>				
	THIRD SCHEDULE—Supplement:—				
	Chief Justice .....	1,500 0 0	.....	.....	} 16,672 0 10
	Puisne Judges .....	15,172 0 10	.....	.....	
1	Pensions to Widows of Pilots .....	.....	.....	50 0 0	} 1,169 13 10
2	Military Pensions .....	.....	.....	275 11 11	
3	Other Pensions and Allowances .....	.....	.....	844 1 11	
	TOTAL, SUPPLEMENT TO SCHEDULES .....	£ 16,672 0 10	.....	1,169 13 10	17,841 14 8
	<b>No. II.—Executive and Legislative.</b>				
4	VICE-PRESIDENT OF THE EXECUTIVE COUNCIL AND REPRESENTATIVE OF THE GOVERNMENT IN THE LEGISLATIVE COUNCIL .....	249 18 6	150 0 0	.....	399 18 6
5	LEGISLATIVE COUNCIL .....	4,491 17 7	132 17 2	.....	4,627 14 9
6	LEGISLATIVE ASSEMBLY .....	10,444 12 5	565 9 2	.....	11,000 1 7
7	LEGISLATIVE COUNCIL AND ASSEMBLY .....	5,748 11 9	1,546 15 6	.....	7,295 7 3
8	PARLIAMENTARY LIBRARY .....	2,035 14 4	774 19 1	.....	2,810 13 5
9	PARLIAMENTARY REPORTING STAFF .....	7,584 4 4	252 2 9	.....	7,836 7 1
10	PARLIAMENTARY STANDING COMMITTEE ON PUBLIC WORKS .....	1,386 11 4	272 2 3	.....	1,658 13 7
	TOTAL, EXECUTIVE AND LEGISLATIVE .....	£ 31,944 10 3	3,694 5 11	.....	35,638 16 2
	<b>No. III.—Premier.</b>				
11	PREMIER'S DEPARTMENT .....	8,483 17 2	8,273 8 1	.....	16,757 5 3
12	EXECUTIVE COUNCIL .....	71 2 4	.....	.....	71 2 4
13	AGENT-GENERAL FOR NEW SOUTH WALES .....	8,604 10 8	11,610 0 0	.....	20,214 10 8
14	MISCELLANEOUS SERVICES—				
	Visit of His Royal Highness the Prince of Wales—Cost of illuminations, entertainment, organising expenses, &c. ....	.....	.....	24,179 5 7	} 2,657 4 0
15	Publicity Campaign in America—Expenses of .....	.....	.....	500 16 0	
16	Aerial Transcontinental Flight—Sir Ross Smith and party—Expenses of entertaining, &c.—further sum .....	.....	.....	50 14 8	} 2,657 4 0
17	To meet expenses of Royal Commission to inquire into Sale of Wheat—Second Inquiry—further sum .....	.....	.....	250 0 0	
18	Visit of General Sir William Birdwood—further sum .....	.....	.....	2,986 3 6	} 2,657 4 0
19	Motor Cars—Expenses of upkeep, and Salaries, Allowances, &c., of Drivers other than those who are Members of the Police Force .....	.....	.....	4,540 4 3	
20	Grant in aid of the Widow and Family of the late Sir Henry Parkes .....	.....	.....	150 0 0	
	Carried forward .....	£ 17,159 10 2	19,883 8 1	32,657 4 0	69,700 2 3
	Carried forward .....	£ 61,143 15 9	3,694 5 11	2,897 6 3	67,735 7 11



## DETAIL STATEMENT OF EXPENDITURE, CONSOLIDATED REVENUE FUND—continued.

No. of Appropriation	HEAD OF SERVICE.	ESTABLISHMENTS.		OTHER SERVICES.	TOTAL PAYMENTS.
		Salaries.	Contingencies.		
	<b>SERVICES OF THE YEAR ENDED</b>	£ s. d.	£ s. d.	£ s. d.	£ s. d.
	<b>30th JUNE, 1921—continued.</b>				
	Brought forward .....	£ 61,143 15 9	3,694 5 11	2,£97 6 3	67,735 7 11
	<b>No. III.—Premier—continued.</b>				
	Brought forward .....	£ 17,159 10 2	19,883 8 1	32,657 4 0	69,700 2 3
21	Towards expenses of providing accessories in connection with official entertainments at State Government House .....				
22	Incidental expenses (including rent) of the Australia Day Fund (Amelioration Committee) .....			6 0 0	
23	Metropolitan Board of Water Supply and Sewerage—Recoupment of excess amount involved in payment for consignment of galvanised iron in Sydney instead of London, where delivery was declined owing to confusion with similar consignment for State Timber Yards already accepted .....			200 0 0	
24	Cost of organising and collecting War Trophies for distribution throughout the State, exhibiting the captured German Railway Gun, and investigating the proposal to establish a War Museum in Sydney .....			258 6 10	
25	To meet unusual expenditure arising out of the War in entertaining Soldiers, assisting the Returned Soldiers' Association and Patriotic Associations, in supplying electricity for Soldiers' Kiosk, reduced fares to Sailors, Soldiers, and ex-Soldiers, and employees of Military or Naval Colleges and Small Arms Factory, and in granting concessions generally to returned and wounded Soldiers .....			500 0 0	37,548 7 5
26	To meet expenses of Royal Commission to inquire into Public Service .....			(a) 36,344 16 8	
23	To pay salaries of officers on extended leave prior to retirement .....			239 3 11	
30	Bush Week—Expenses of organising .....	973 17 9			973 17 9
				238 5 11	238 5 11
	<b>TOTAL, PREMIER.....£</b>	<b>18,133 7 11</b>	<b>19,883 8 1</b>	<b>70,443 17 4</b>	<b>108,450 13 4</b>
	<b>No. IV.—Colonial Secretary, Minister for Housing, and Minister for Public Health and Motherhood.</b>				
31	COLONIAL SECRETARY .....	26,581 8 10			26,581 8 10
32	AUDITOR-GENERAL'S DEPARTMENT .....	23,435 1 6	3,737 17 2		27,172 18 8
33	ABORIGINES PROTECTION BOARD .....	1,930 8 1	20,179 0 0		22,109 8 1
34	POLICE .....	(b) 833,818 9 10	(c) 186,935 19 11		1,020,754 9 9
35	BUREAU OF STATISTICS AND REGISTRY OF FRIENDLY SOCIETIES AND TRADE UNIONS .....	12,386 0 0	2,278 8 11		14,664 8 11
36	WEIGHTS AND MEASURES OFFICE .....	4,237 14 6	2,5 0 19 8		6,738 14 2
37	GOVERNMENT TOURIST BUREAU .....	8,205 4 9	2,159 1 9		10,364 6 6
	MISCELLANEOUS SERVICES:—				
33	Animals' Protection Society—Aid, on condition of an equal amount being raised by private contributions .....				
39	Incidental, unforeseen, and petty expenses, freight, insurance, extra clerical assistance, fuel, light, postages, travelling expenses, telephones, hire of boats, &c., of Department, including State Fisheries .....			1 0 0 0	
40	To meet payments to the Chief Commissioner for Railways for Railway Claims for Transmission within and beyond the State of Destitute Persons and others .....			11,721 14 3	14,962 2 2
41	Additional sum for religious attendance on inmates of Asylums and other Government Institutions .....			2,114 11 11	
42	Royal Naval House—Grant for rates and taxes .....			720 0 0	
43	Royal Life-saving Society—Grant .....			205 16 0	
				100 0 0	
	Carried forward .....	£ 910,594 7 6	217,791 7 5	14,962 2 2	1,143,347 17 1
	Carried forward .....	£ 79,277 3 8	23,577 14 0	73,341 3 7	176,196 1 3

(a) Includes payments "Unauthorised in Suspense," shown on page 35, viz., £26,344 16s. 8d.  
 (b) Do do do do do 35, ,, £61,533 9s. 10d.  
 (c) Do do do do do 35, ,, £7,395 19s. 11d.



DETAIL STATEMENT OF EXPENDITURE, CONSOLIDATED REVENUE FUND—continued.

No. of Appropriation.	HEAD OF SERVICE.	ESTABLISHMENTS.		OTHER SERVICES.	TOTAL PAYMENTS.
		Salaries.	Contingencies.		
	SERVICES OF THE YEAR ENDED 30th JUNE, 1921—continued.	£ s. d.	£ s. d.	£ s. d.	£ s. d.
	Brought forward.....£	79,277 3 8	23,577 14 0	73,341 3 7	176,196 1 3
	No. 10.—Colonial Secretary, Minister for Housing, and Minister for Public Health and Motherhood.—continued.				
	Brought forward.....£	910,594 7 6	217,791 7 5	14,962 2 2	1,143,347 17 1
	MISCELLANEOUS SERVICES—continued.				
44	To pay Officers who may be granted extended leave of absence prior to retirement .....	1,873 12 8	.....	.....	1,873 12 8
45	Amount required to provide for subventions to Friendly Societies (Act No. 46, 1912).....	.....	.....	29,593 17 10	250,275 4 9
46	Board of Fire Commissioners—Subsidy (Act No. 9, 1909) .....	.....	.....	69,030 10 0	
47	Allowance to Board of Fire Commissioners for care of Fire Extinguishing Appliances in Government Buildings.....	.....	.....	1,079 11 8	
48	New South Wales Fire Brigade Band—Grant.....	.....	.....	65 0 0	
49	Burial of destitute persons .....	.....	.....	908 10 0	
50	Maintenance, Transmission of destitute persons within and beyond the State, Charitable Relief, &c. ....	.....	.....	(a)147,809 18 11	
51	Christmas Cheer—To provide Christmas cheer for deserving cases of distress .....	.....	.....	1,723 4 3	
52	Expenses in connection with the collection, transport, and distribution of edible fishes to stock permanent waters and acclimatisation of trout.....	.....	.....	64 12 1	
53	To meet difference between military and civil pay, and value of accumulated leave to officers of State Trawling Industry on active service .....	81 0 0	.....	.....	
54	Royal Zoological Society of N.S.W.—Grant .....	.....	.....	50 0 0	81 0 0
55	Special allowance at rate of £50 p.a. in respect of late R. C. Scott, Electoral Registrar, Metropolitan Electorates and Clerk, 1/3/19 to 5/5/20 .....	.....	.....	59 0 0	5,853 13 6
56	Amount payable under Section 14 of Public Service (Amendment) Act, 1919, to widow of the late R. C. Scott, Metropolitan Electoral Registrar and Clerk, being value of extended leave of absence due at date of death (£246 5s.); and grant (£200) .....	.....	.....	446 5 0	
57	Relief to sufferers by floods, hire of boats, &c.....	.....	.....	1,088 16 5	
.....	Relief of unemployed consequent upon the shipping dispute.....	.....	.....	(b)4,209 12 1	
59	MINISTER FOR HOUSING— Housing .....	840 15 11	73 14 4	.....	914 10 3
59	MINISTER FOR PUBLIC HEALTH AND MOTHERHOOD— PUBLIC HEALTH .....	(c)136,050 14 1	(d)191,673 19 5	.....	327,724 13 6
60	LUNACY .....	(e)272,384 18 9	(f)202,150 11 1	.....	474,535 9 10
61	MASTER IN LUNACY .....	9,112 13 7	574 12 11	.....	9,687 6 6
62	DENTAL BOARD .....	273 14 0	376 10 4	.....	650 4 4
63	MEDICAL BOARD .....	165 0 0	36 16 2	.....	201 16 2
64	BOARD OF OFFICIAL VISITORS—MENTAL HOSPITALS .....	800 0 0	6 9 10	.....	806 9 10
65	BABY CLINICS AND BABY HOSPITALS.....	207 16 0	14,008 2 5	.....	14,215 18 5
	ENDOWMENT TO HOSPITALS, &c., AND OTHER CHARITABLE SERVICES:—				
66	Sydney Hospital— Aid, on condition that an equal amount be raised by private annual contributions, and also that the Government, through Police Magistrates or other approved Officers, has the right of recommending the admission of Patients .....	.....	.....	4,750 0 0	50,331 0 0
67	Bed Subsidy .....	.....	.....	23,000 0 0	
68	Grant in aid of annual cost of Regent-street Dispensary... ..	.....	.....	700 0 0	
69	Special Grant for maintenance purposes.....	.....	.....	14,000 0 0	
70	Rent of "Moorecliff" Eye Hospital.....	.....	.....	506 0 0	
71	Royal Prince Alfred Hospital— Aid, on condition that an equal amount be raised by private annual contributions, and also that the Government, through Police Magistrates or other approved Officers, has the right of recommending the admission of Patients .....	.....	.....	2,375 0 0	
	Carried forward.....£	1,332,384 12 6	626,692 3 11	321,422 0 5	2,280,498 16 10
	Carried forward.....£	79,277 3 8	23,577 14 0	73,341 3 7	176,196 1 3

(a) Includes payments "Unauthorised in Suspense," shown on page 35, viz., £72,809 18s. 11d.  
 (b) Do do do do £4,209 12s. 1d.  
 (c) Do do do do £5,368 14s. 1d.  
 (d) Do do do do £7,454 10s. 5d.  
 (e) Do do do do £1,419 18s. 9d.  
 (f) Do do do do £13,509 11s. 1d.



## DETAIL STATEMENT OF EXPENDITURE, CONSOLIDATED REVENUE FUND—continued.

No. of Appropriation.	HEAD OF SERVICE.	ESTABLISHMENTS.		OTHER SERVICES.	TOTAL PAYMENTS.
		Salaries.	Contingencies.		
	<b>SERVICES OF THE YEAR ENDED</b> <b>30th JUNE, 1921—continued.</b>	£ s. d.	£ s. d.	£ s. d.	£ s. d.
	Brought forward .....	79,277 3 8	21,577 14 0	73,341 3 7	176,196 1 3
	<b>No. 10.—Colonial Secretary, Minister for Housing, and Minister for Public Health and Motherhood—continued.</b>				
	Brought forward .....	1,332,384 12 6	626,692 3 11	321,422 0 5	2,280,498 16 10
	<b>ENDOWMENT TO HOSPITALS, &amp;c., AND OTHER CHARITABLE SERVICES—continued.</b>				
	Royal Prince Alfred Hospital—				
72	Bed Subsidy .....			28,000 0 0	}
73	Special Grant for maintenance purposes .....			16,710 0 0	
74	Venerical Clinic—Special Grant for treatment of specific diseases .....			2,000 0 0	
	Carrington Centennial Hospital, Home for Convalescents—				
75	Aid, on condition that an equal amount be raised by private annual contributions, and also that the Government, through Police Magistrates or other approved Officers, has the right of recommending the admission of Patients .....			1,000 0 0	}
76	Bed Subsidy .....			2,375 0 0	
	<b>BENEVOLENT SOCIETY OF NEW SOUTH WALES, SYDNEY—</b>				
77	Aid, on condition of an equal amount being raised by private contributions .....			12,000 0 0	}
78	Towards maintenance Royal Hospital for Women, Renwick Hospital, and Asylum for Women and Children .....			6,477 5 0	
79	Special Grant towards Outdoor Relief .....			4,392 0 0	
	<b>HOSPITALS AND OTHER CHARITABLE SERVICES—</b>				
	<i>Subsidies—Hospitals and other Benevolent Institutions—</i>				
80	Aid, on condition that an equal amount be raised by private annual contributions, and also that the Government, through Police Magistrates or other approved Officers, has the right of recommending the admission of Patients .....			(a) 132,811 13 6	}
81	Broken Hill and District Nursing Association—Aid, on condition that an equal amount be raised by private contributions .....			150 0 0	
82	New South Wales Institution for the Deaf and Dumb and the Blind .....			450 0 0	
83	Infants' Home, Ashfield .....			750 0 0	}
84	Royal Alexandra Hospital for Children .....			8,000 0 0	
85	Sydney Homoeopathic Hospital .....			300 0 0	
86	Sydney Industrial Blind Institution .....			2,600 0 0	}
87	Government subsidy to Hospitals—each hospital's share to be apportioned according to a certain allowance for so many free beds, to be disposed of without regard to religious denomination by the Hospital Management .....			6,000 0 0	
88	Victorian and New South Wales Border Hospitals—Bed Subsidy .....			500 0 0	
89	Royal Society for the Welfare of Mothers and Babies—Subsidy on "Baby Week" collections .....			989 4 10	}
	<i>Special Grants—</i>				
90	Broken Hill Hospital—For general maintenance purposes .....			3,000 0 0	
91	Broken Hill Hospital—Towards maintenance of Children's Ward .....			2,000 0 0	}
92	Day Nursery Association .....			600 0 0	
93	Newcastle and Northumberland Benevolent Society .....			900 0 0	
94	Newcastle Hospital—For maintenance purposes .....			4,500 0 0	}
95	Newcastle Hospital—On account of seafaring and other claims .....			300 0 0	
96	Special Grants to Hospitals, &c. .....			25,740 9 8	
97	Special Grants to Ecclesiastical Orphanages .....			4,086 0 0	}
98	Gondiwindi and Mungindi (Queensland) Border Hospitals—Towards cost of treatment of patients from New South Wales .....			200 0 0	
99	Ambulance and Transport Services .....			10,000 0 0	
100	United Dental Hospital of Sydney—Towards upkeep and maintenance .....			900 0 0	}
101	Bush Nurses—Towards establishment and maintenance of .....			1,250 0 0	
102	Medical Practitioners—Towards subsidising Medical Practitioners in bush settlements .....			1,281 0 11	
103	Throat and Chest Dispensaries—Towards establishment and maintenance of .....			1,100 0 0	}
104	Pharmacy Board of New South Wales—Grant towards administration of the Pharmacy and Poisons Act .....			300 0 0	
	Carried forward .....	1,332,384 12 6	626,692 3 11	610,124 14 4	2,569,201 10 4
	Carried forward .....	79,277 3 8	23,577 14 0	73,341 3 7	176,196 1 3

(a) Includes payments "Unauthorised in Suspense," shown on page 35, viz. £14,081 13s. 6d.



## DETAIL STATEMENT OF EXPENDITURE, CONSOLIDATED REVENUE FUND—continued.

No. of Appropriation	HEAD OF SERVICE.	ESTABLISHMENTS.		OTHER SERVICES.	TOTAL PAYMENTS.
		Salaries.	Contingencies.		
	<b>SERVICES OF THE YEAR ENDED</b>	£ s. d.	£ s. d.	£ s. d.	£ s. d.
	<b>30th JUNE, 1921—continued.</b>				
	Brought forward .....	79,277 3 8	23,577 14 0	73,341 3 7	176,196 1 3
	<b>No. IV—Colonial Secretary, Minister for Housing and Minister for Public Health and Motherhood—continued.</b>				
	Brought forward .....	1,332,384 12 6	626,602 3 11	610,124 14 4	2,569,201 10 9
	<b>HOSPITALS AND OTHER CHARITABLE SERVICES—continued.</b>				
	<i>Other Services—</i>				
105	Towards support of Women and Children in Newcastle and Northumberland Benevolent Society .....			178 7 8	859 3 1
106	Veneral Clinics—Towards establishment and maintenance of .....			420 0 0	
107	Veneral Diseases—Purchase of drugs for use of all Government subsidised Hospitals in New South Wales .....			260 15 5	
	<b>MISCELLANEOUS SERVICES—</b>				
108	To pay officers who may be granted extended leave of absence prior to retirement .....			973 8 7	36,448 4 3
109	Mr. A. Forster, Registrar, Pharmacy Board—Allowance in lieu of Superannuation .....			48 0 0	
110	To provide outfits of infants' clothing in necessitous cases .....			14,749 14 7	
111	To meet claims and expenses incurred by the Commissioner under the Influenza Epidemic Relief Act, No. 45, 1916 .....			20,663 11 1	
112	Special investigation and publicity work in connection with Motherhood Endowment Scheme .....			7 10 0	
	<b>TOTAL, COLONIAL SECRETARY, MINISTER FOR HOUSING AND MINISTER FOR PUBLIC HEALTH AND MOTHERHOOD...</b>	<b>1,332,384 12 6</b>	<b>626,692 3 11</b>	<b>647,432 1 8</b>	<b>2,606,508 18 1</b>
	<b>No. V.—Treasurer and Secretary for Finance and Trade.</b>				
113	<b>TREASURY</b> .....	36,347 9 3	4,130 1 1		40,477 10 4
114	<b>STAMP DUTIES</b> .....	9,764 7 2	842 12 1		10,606 19 3
115	<b>LAND AND INCOME TAX</b> .....	37,251 11 9	4,773 2 3		42,024 14 0
116	<b>GOVERNMENT PRINTER</b> .....	84,568 8 6	114,020 19 2		198,588 7 8
117	<b>EXPLOSIVES</b> .....	11,623 2 10	6,504 10 6		18,127 13 4
118	<b>SHIPPING MASTERS</b> .....	3,825 18 10	165 15 2		3,991 14 0
119	<b>NAVIGATION</b> .....	68,024 18 8	(a) 45,137 1 9		113,172 0 5
120	<b>LIFE-BOATS, &amp;c.</b> .....			1,733 3 9	1,733 3 9
121	<b>RESUMED PROPERTIES</b> .....	9,829 1 7	7,862 11 4		17,691 12 11
122	<b>SYDNEY HARBOUR TRUST</b> .....	74,423 0 10	146,143 5 11		220,571 6 9
123	<b>STORES SUPPLY DEPARTMENT</b> .....	11,593 14 10	(b) 232,054 13 4		243,648 8 2
124	<b>STATE SUPERANNUATION BOARD</b> .....	7,834 11 0	1,574 12 11		9,409 3 11
	<b>MISCELLANEOUS SERVICES:—</b>				
125	Insurance, Shipping Charges, &c., on English Shipments .....			5,041 3 2	4,288 12 5
126	Exchange on Remittances within and beyond the State .....			4,288 12 5	
127	Commission on Payments in England by the Government Financial Agents .....			2,643 19 7	
128	Commission on Payments in Sydney by the Government Banking Institutions .....			2,862 4 11	708,626 5 0
129	Sailors' Home, Sydney—In aid of .....			350 0 0	
130	Sailors' Home, Newcastle—In aid of .....			350 0 0	
131	Railway Department—For conveyance, without charge, of Members of Parliament, Distinguished Visitors, School Children, and others .....			17,500 0 0	108,412 3 7
132	Sewerage and Water Rates, &c., City, Municipal, and Shire Rates, &c., on Government Properties, and Costs in connection with Appeals .....			108,412 3 7	
133	Interest on moneys in the temporary possession of the Government .....			(c) 382,976 4 5	
134	Interest on Advances by Banks .....			(d) 184,201 16 11	
	Carried forward .....	355,096 5 3	563,209 5 6	710,359 8 9	1,628,664 19 6
	Carried forward .....	1,411,661 18 2	620,269 17 11	720,773 5 3	2,782,704 19 4

(a) Includes payments "Unauthorised in Suspense," shown on page 35, viz., £1,442 1 9  
 (b) Do do do do £32,547 13 4  
 (c) Do do do do £102,976 4 5  
 (d) Do do do do 36 £84,201 16 11



## DETAIL STATEMENT OF EXPENDITURE, CONSOLIDATED REVENUE FUND—continued.

No. of Appropriation.	HEAD OF SERVICE.	ESTABLISHMENTS.		OTHER SERVICES.	TOTAL PAYMENTS.
		Salaries.	Contingencies.		
		£ s. d.	£ s. d.	£ s. d.	£ s. d.
	<b>SERVICES OF THE YEAR ENDED</b>				
	<b>30th JUNE, 1921—continued.</b>				
	Brought forward .....	£ 1,411,661 16 2	650,269 17 11	720,773 5 3	2,782,704 19 4
	<b>No. V.—Treasurer and Secretary for Finance and Trade—continued.</b>				
	Brought forward .....	£ 355,096 5 3	563,209 5 6	710,359 8 9	1,628,664 19 6
	<b>MISCELLANEOUS SERVICES—continued.</b>				
135	To meet Unforeseen Expenses—				
	Ministerial Visits and Functions .....			1,434 15 5	3,641 7 0
	Distinguished Visitors—Railway Fares .....			1,772 16 11	
	Distinguished Visitors—Cost of Entertaining .....			105 16 9	
	Bush Book Club—Railway freights, &c. ....			111 11 11	
	Entertainment of Mr. Ellis, Secretary to the Commercial Commissioner in the East, and Mrs. Ellis .....			37 10 8	
	Expenses of Lighting Ormond House for ball tendered to Mr. and Mrs. D. R. Hall .....			10 0 0	
	Australian Journalists' Association Conference—Fares ..			26 8 9	
	Official Reception of Aviators, Lieuts. Parer and McIntosh ..			24 5 0	
	Expenses in connection with the arrival of the Governor General .....			41 5 1	
	Delegates to the Barrier Distress Relief Committee—Fares ..			34 13 0	
	Delegates to Conference between Public Service Board and Professional Officers <i>re</i> Industrial Agreement—Fares ..			5 15 4	39 8 2
	Miscellaneous amounts under £5 .....			39 8 2	
136	Refund of Pilotage, Harbour and Light Rates, and Tonnage Dues, in certain cases .....			150 0 0	150 0 0
137	Adjustment of Salaries of Officers, as approved by the Public Service Board and Departmental Boards; to meet Increments granted under the Public Service Act Regulations, including Minimum Wage to male and female employees in the Service .....	(a) 139,494 5 11			139,494 5 11
138	To meet increases under the Board of Trade declaration of 8th October, 1920 .....	14,118 11 4			14,118 11 4
139	Gratuities to Officers on retirement .....			35,274 4 11	44,154 2 11
140	Gratuities and Provisional Allowances to Members, and Relatives of Members, of Imperial and State Contingents to South Africa, and Naval Contingent to China ..			1,128 1 6	
141	Postage Stamps for the use of Members of the Legislative Assembly .....			2,700 0 0	
142	Cab hire for Members of the Legislative Assembly on the occasion of late sittings of the House when Trams are not running .....			51 16 6	
143	Sydney Branch of the Royal Mint—Further Grant .....			3,000 0 0	
144	Subsidy for Monthly Steamship Service between Sydney, Java Ports, and Singapore .....			2,000 0 0	
145	To pay Officers of the Treasury Department who may be granted extended leave of absence prior to retirement ..	2,270 0 0			2,270 0 0
146	Metropolitan Board of Water Supply and Sewerage—Contribution by the Government equal to one-third of the annual cost of maintaining the Sewerage Works in lieu of payment of Sewerage Rates on Government Institutions within the Municipal Area of Parramatta ..			1,883 7 10	99,237 3 11
147	Norton Griffiths and Co., Compensation in connection with termination or cancellation of portion of agreement .....			60,000 0 0	
148	Refund of Contributions by Railway and Tramway Employees to Railway Superannuation Account .....			40 13 1	
149	To meet the Cost of Granting Leave accumulated during absence on Active Service to Railway Officers and Employees who enlisted subsequent to 19th February, 1917 .....			8,413 7 8	
150	City and Suburban Electric Railway—Repairs to Properties resumed .....			4,822 12 9	
151	Commissioner for Railways—To meet cost of fares of Sailors and Members of the A.I.F. and their relatives, on their return from active service .....			(b) 20,856 17 11	
.....	Expenses of Royal Commission <i>re</i> Colliers "Myola," "Undola," and "Tuggerah" .....			(c) 3,220 4 8	
	<b>TOTAL, TREASURER AND SECRETARY FOR FINANCE AND TRADE .....</b>	<b>£ 510,979 2 6</b>	<b>563,209 5 6</b>	<b>857,545 2 7</b>	<b>1,931,723 10 7</b>
	Carried forward .....	£ 1,922,640 18 8	1,213,479 3 5	1,578,318 7 10	4,714,438 9 11

(a) Includes payments "Unauthorised in Suspense" shown on page 36, viz., £69,494 5 11  
 (b) Do Do Do Do Do £856 17 11.  
 (c) Do Do Do Do Do £3,220 4 8.



DETAIL STATEMENT OF EXPENDITURE, CONSOLIDATED REVENUE FUND—*continued*.

No. of Appropriation.	HEAD OF SERVICE.	ESTABLISHMENTS.		OTHER SERVICES.	TOTAL PAYMENTS.
		Salaries.	Contingencies.		
		£ s. d.	£ s. d.	£ s. d.	£ s. d.
	<b>SERVICES OF THE YEAR ENDED</b>				
	<b>30th JUNE, 1921—continued.</b>				
	Brought forward .....	£ 1,922,610 18 8	1,213,479 3 5	1,578,318 7 10	4,714,438 9 11
	<b>No. VI.—Railways.</b>				
154	RAILWAYS AND TRAMWAYS:—				
	Existing Lines—Railways, Working Expenses .....	1,475,670 17 0	9,616,850 6 5	.....	11,092,521 3 5
	Do Tramways, Working Expenses .....	241,943 7 9	2,719,844 18 7	.....	2,961,788 6 4
	TOTAL, RAILWAYS .....	£ 1,717,614 4 9	12,336,695 5 0		14,054,309 9 9
	<b>No. VII.—Department of The Attorney-General and of Justice.</b>				
155	DEPARTMENT OF THE ATTORNEY-GENERAL AND OF JUSTICE	49,655 19 6	17,091 1 2	.....	66,747 0 8
156	COURT REPORTERS .....	6,192 17 3	4,536 19 0	.....	10,729 16 3
157	THE JUDGES .....	12,893 3 8	5,200 8 8	.....	18,093 12 4
158	PROTHONOTARY AND REGISTRAR IN DIVORCE .....	4,940 15 8	308 19 11	.....	5,249 15 2
159	MASTER IN EQUITY .....	3,575 11 1	241 10 1	.....	3,817 1 2
160	REGISTRAR IN BANKRUPTCY .....	2,909 16 4	498 14 11	.....	3,448 11 3
161	PUBLIC TRUSTEE .....	15,775 17 7	4,850 8 2	.....	20,625 5 9
162	PROBATE OFFICE .....	2,409 9 6	1,674 15 2	.....	4,084 4 8
163	SHERIFF .....	18,561 8 1	18,015 2 9	.....	36,576 10 10
164	DISTRICT COURTS .....	4,625 0 9	1,270 7 6	.....	5,895 8 3
165	FAIR RENTS COURT .....	.....	412 7 5	.....	412 7 5
166	CHIEF INDUSTRIAL MAGISTRATE'S COURT .....	1,319 0 0	94 15 9	.....	1,413 15 9
167	CORONERS .....	1,971 15 6	2,261 17 11	.....	4,233 13 5
168	PETTY SESSIONS .....	93,948 7 0	27,058 2 3	.....	121,006 9 3
169	PRISONS .....	73,837 18 0	40,044 5 5	.....	113,882 3 5
170	REGISTRAR-GENERAL .....	93,401 1 3	12,057 11 8	.....	105,458 12 11
171	PUBLIC SERVICE BOARD .....	15,489 19 5	3,553 2 8	.....	19,043 2 1
	<b>MISCELLANEOUS SERVICES:—</b>				
172	Allowances to Inspectors and Sub-Inspectors under Liquor Amendment Act of 1915 .....	.....	.....	913 13 7	
173	For purchase of samples of liquor by Licensing Inspectors for purpose of analysis .....	.....	.....	54 10 0	
174	For expenses of Inquiries under Royal Commissions Evidence Act, No. 23, 1901, and Inquiries under Crim. s. Act, 1901, sec. 475 .....	.....	.....	1,990 2 8	
175	Refund of fees paid for licenses issued on certificates granted by Magistrates .....	.....	.....	359 8 1	
176	Purchase of Law Books, &c., for Courts of Petty Sessions and Department of the Attorney-General and of Justice .....	.....	.....	1,186 3 0	
177	To pay Officers of the Department of the Attorney-General and of Justice the value of extended leave of absence granted under the Public Service Act .....	.....	.....	5,240 13 6	
178	To provide for the payment to dependent relatives of gratuities equal to the monetary value of accumulated recreation and extended leave due to Officers of the Department of the Attorney-General and of Justice at date of their death .....	.....	.....	1,227 11 7	21,796 4 4
179	To meet the Legal Expenses (with the exception of verdicts in cases against the Crown, and costs in connection therewith) of all Departments of the State in matters placed in the hands of the Crown Solicitor, or authorised by the Attorney-General or Minister of Justice .....	.....	.....	8,741 15 0	
180	Insurances on Law Libraries and Buildings under the control of the Department of the Attorney-General and of Justice .....	.....	.....	1,105 19 0	
181	Maintenance of electric lights, lifts, bells, telephonettes, &c. ....	.....	.....	476 7 11	
182	For Law Revision and Consolidation of Statutes, and additional expenses in connection with drafting of Bills generally .....	.....	.....	500 0 0	
	Carried forward .....	£ 401,458 0 2	139,170 10 5	21,798 4 4	562,424 14 11
	Carried forward .....	£ 3,640,255 3 5	13,550,174 8 5	1,578,318 7 10	18,768,747 19 8



## DETAIL STATEMENT OF EXPENDITURE, CONSOLIDATED REVENUE FUND—continued.

No. of Appropriation.	HEAD OF SERVICE.	ESTABLISHMENTS.		OTHER SERVICES.	TOTAL PAYMENTS.
		Salaries.	Contingencies.		
		£ s. d.	£ s. d.	£ s. d.	£ s. d.
	<b>SERVICES OF THE YEAR ENDED</b> <b>30th JUNE, 1921—continued.</b>				
	Brought forward.....	£ 3,640,255 3 5	13,550,174 8 5	1,578,318 7 10	18,768,747 19 8
	<b>No. VIII.—Department of The Attorney-General and of Justice—continued.</b>				
	Brought forward.....	£ 401,458 0 2	139,170 10 5	21,796 4 4	562,424 14 11
	<b>MISCELLANEOUS SERVICES—continued.</b>				
183	Special Grant approved to be paid to the Animals Protection Society of New South Wales in lieu of fines receivable in connection with prosecutions instituted by it.....			100 0 0	3,689 4 1
184	Amount of gratuity approved to be paid to Cleaner, Corowa Court House, on retirement (£6 10s.).....			6 10 0	
185	To meet expenses of Necessary Commodities Control Commission .....			1,498 13 10	
186	To meet expenses of Licenses Compensation Assessment Board .....			2,084 0 3	
	<b>TOTAL, DEPARTMENT OF THE ATTORNEY-GENERAL AND OF JUSTICE.....</b>	<b>£ 401,458 0 2</b>	<b>139,170 10 5</b>	<b>25,485 8 5</b>	<b>566,113 19 0</b>
	<b>No. VIII.—Secretary for Lands and Minister for Forests.</b>				
187	<b>DEPARTMENT OF LANDS.....</b>	<b>220,379 6 7</b>	<b>160,982 5 11</b>		<b>381,361 12 6</b>
	<b>MISCELLANEOUS SERVICES (DEPARTMENT OF LANDS) :—</b>				
188	Towards the maintenance and improvement of Kuring-gai Chase.....			1,999 2 10	35,147 12 5
189	Towards the maintenance and improvement of Captain Cook's Landing Place, Kurnell .....			650 0 0	
190	Towards the maintenance and improvement of Vaucluse Park.....			500 0 0	
191	Towards the maintenance and improvement of Nielsen Park .....			1,000 0 0	
192	Towards the maintenance and improvement of Rodd Island .....			100 0 0	
193	Towards the maintenance and improvement of Ashton Park .....			250 0 0	
194	Towards the maintenance and improvement of National Park.....			5,200 0 0	
195	Towards the maintenance and improvement of Bunnerong Cemetery.....			171 9 2	
196	Towards the maintenance and improvement of Blue Mountain Group Reserves .....			1,500 0 0	
198	Towards the maintenance and improvement of Parramatta Park .....			250 0 0	
199	Towards the maintenance and improvement of Cemeteries .....			370 1 8	
200	To recoup Loan Vote "Advances to clear lands for wheat crops" (Act No. 31, 1914), in respect of the bankrupt estate of A. L. M. Ferris .....			60 13 0	
201	To Recoup Loan Vote Advances to necessitous settlers (Act No. 56, 1915), in respect of the bankrupt estate of A. L. M. Ferris .....			100 0 0	
202	To meet cost of postage and railway freight stamps; transmission of telegraphic messages; and also for private letter-boxes for the Department.....			4,967 10 6	
204	For payment of Officers who may be granted extended leave of absence prior to retirement .....			5,000 0 0	
205	To meet payment to representatives of deceased Officers of the money value of extended and recreation leave accrued to such Officers, but not taken up to time of decease .....			1,149 0 9	
206	Contribution for Services rendered by the New South Wales Police to the Department.....			963 7 6	
207	Compensation for improvements effected on Improvement, Scrub, and 18th-Section Leases withdrawn for settlement purposes .....			10,478 3 8	
208	To provide for the payment of premiums of insurance of Employees of the Department and Surveyors' Labourers and others under the Workmen's Compensation Act, 1916 .....			438 3 4	
	Carried forward .....	£ 220,379 6 7	160,982 5 11	35,147 12 5	416,509 4 11
	Carried forward.....	£ 4,041,713 3 7	13,639,344 18 10	1,603,803 16 3	19,334,861 18 8



## DETAIL STATEMENT OF EXPENDITURE, CONSOLIDATED REVENUE FUND—continued.

No. of Appropriation.	HEAD OF SERVICE.	ESTABLISHMENTS.		OTHER SERVICES.	TOTAL PAYMENTS.
		Salaries.	Contingencies.		
		£ s. d.	£ s. d.	£ s. d.	£ s. d.
	<b>SERVICES OF THE YEAR ENDED</b> <b>30th JUNE, 1921—continued.</b>				
	Brought forward.....	£ 4,041,713 3 7	13,689,344 18 10	1,603,803 16 3	19,334,861 18 8
	<b>No. VIII.—Secretary for Lands and Minister for Forests—continued.</b>				
	Brought forward.....	£ 220,379 6 7	160,982 5 11	35,147 12 5	416,509 4 11
209	MISCELLANEOUS SERVICES (DEPARTMENT OF LANDS)— <i>contd.</i> For payment of rent undercharged on Homestead Selection 04/31, Gunnedah, owing to an error in District Survey Office .....			58 10 0	58 10 0
210	Western Land Board .....	4,822 17 0	7,957 5 1		11,880 2 1
211	MISCELLANEOUS SERVICES (WESTERN LANDS COMMISSION):— Half cost of maintenance of Dog-proof Fence on South Australian boundary.....			1,195 13 8	1,195 13 8
212	RETURNED SOLDIERS' SETTLEMENT .....	49,600 0 0	(a) 23,469 12 4		73,069 12 4
213	FORESTRY COMMISSION.....	26,500 15 1	31,316 14 1		57,817 9 2
214	MISCELLANEOUS SERVICES (FORESTRY COMMISSION):— To payment of Officers who may be granted extended leave of absence prior to retirement .....	188 1 1			
215	Towards cost of manufactured timber and other timber specimens for Museum of Economic Forestry .....			42 19 0	
217	To provide for the payment of premiums of insurance of Employees of Forestry Commission under Workmen's Compensation Act, 1916 .....			538 15 7	959 10 2
218	To meet claims for royalty on timber required in connection with settlement of repatriated soldiers .....			37 11 6	
219	To meet cost of research on forest products .....			152 3 0	
	<b>TOTAL, SECRETARY FOR LANDS AND MINISTER FOR FORESTS.....</b>	<b>£ 301,490 19 9</b>	<b>222,825 17 5</b>	<b>37,173 5 2</b>	<b>561,490 2 4</b>
	<b>No. IX.—Minister for Public Works.</b>				
220	DEPARTMENT OF PUBLIC WORKS—Establishment .....	105,438 17 0			105,438 17 0
221	PUBLIC WORKS AND SERVICES:— Roads .....			20,542 5 11	20,542 5 11
222	Maintenance:— Bridges .....			39,092 12 3	
223	Punts, Ferries, and Launches .....			40,430 3 4	
224	Public Watering Places, Drainage, and similar services. ....			9,919 11 1	
225	Harbours and Rivers .....			(b) 38,963 17 8	
226	Dredge Service .....			(c) 140,300 5 8	
227	Public Buildings .....			43,966 17 2	
228	Water Supply—Sewerage and Storm-water Channels.....			668 10 6	
229	Miscellaneous .....			19,778 6 9	
230	Compensations and Gratuities to Officers, Employees, and others; for accident pay and payments under the Workmen's Compensation Act; for Loss or Injury to Stock or Materials; for refund of Deposits; for settlement of Claims; payment as "Acts of Grace"; fees for special services, and Contingencies generally .....				400,040 9 0
231	Equipment, Travelling, Transfer, Removal, and other Allowances and Pay for Temporary Services.....			10,630 11 1	
232	Rents, Cleaning, Caretaking, Insurance, and Shipping Charges, Letter-boxes, Postage, Telegrams, Fares, Freights, Stamps, and Departmental Contingencies generally, including minor services for other Departments .....			45,886 19 6	
233	Railway Appeals Board .....	750 0 0	1 1 0	10,402 14 0	751 1 0
234	MISCELLANEOUS SERVICES:— Gratuities to old Railway and Tramway Employees and certain of their Dependents.....			32,522 0 0	32,522 0 0
235	Royal Commission, Railways and Tramways .....			(e) 5,706 11 6	5,706 11 6
236	GOVERNMENT DOCKYARD, NEWCASTLE .....	6,269 9 4	(d) 41,357 13 4		47,627 2 8
237	METROPOLITAN BOARD OF WATER SUPPLY AND SEWERAGE... ..	99,839 5 8	469,783 5 5		569,622 11 1
	HUNTER DISTRICT WATER SUPPLY AND SEWERAGE BOARD... ..	18,929 3 0	53,605 17 0		72,535 0 0
	<b>TOTAL, MINISTER FOR PUBLIC WORKS .....</b>	<b>£ 231,226 15 0</b>	<b>564,747 16 9</b>	<b>458,811 6 5</b>	<b>1,254,785 18 2</b>
	Carried forward.....	£ 4,574,430 18 4	14,476,918 13 0	2,099,788 7 10	21,151,137 19 2

(a) Includes payments "Unauthorised in Suspense" shown on page 36, viz., £3,469 12s. 4d.  
 (b) Do do do do 36, " £2,400 7s. 3d.  
 (c) Do do do do 36, " £4,300 5s. 8d.  
 (d) Do do do do 36, " £12,484 6s. 8d.  
 (e) Do do do do 36, " £6,706 11s. 6d.



## DETAIL STATEMENT OF EXPENDITURE, CONSOLIDATED REVENUE FUND—continued.

No. of Appropriation.	HEAD OF SERVICE.	ESTABLISHMENTS.		OTHER SERVICES.	TOTAL PAYMENTS.
		Salaries.	Contingencies.		
	SERVICES OF THE YEAR ENDED 30th JUNE, 1921—continued.	£ s. d.	£ s. d.	£ s. d.	£ s. d.
	Brought forward.....	£ 4,574,430 18 4	14,476,918 13 0	2,092,788 7 10	21,151,137 19 2
	No. F.—Public Instruction.				
		(a)	(b)		
238	PUBLIC INSTRUCTION .....	2,111,503 8 0	492,427 11 7	.....	3,213,930 19 7
239	STATE CHILDREN RELIEF DEPARTMENT.....	33,959 15 11	311,359 4 1	.....	345,319 0 0
	INDUSTRIAL SCHOOLS:—				
240	Industrial School for Girls, Parramatta .....	2,463 19 10	4,682 1 11	.....	7,152 1 9
241	Gosford Farm Home for Boys .....	3,016 10 1	3,322 9 10	.....	6,338 19 11
242	OBSERVATORY .....	3,837 4 6	1,978 10 0	.....	5,815 14 6
243	AUSTRALIAN MUSEUM.....	12,061 15 5	1,416 7 7	.....	13,508 3 0
244	NATIONAL ART GALLERY .....	2,422 3 2	2,518 6 0	.....	4,970 9 2
245	PUBLIC LIBRARY OF NEW SOUTH WALES .....	11,155 18 3	6,222 19 2	.....	17,378 17 5
246	CONSERVATORIUM OF MUSIC.....	6,380 13 1	(c) 14,986 10 1	.....	21,367 3 2
	GRANTS IN AID OF PUBLIC INSTITUTIONS:—				
	Sydney University—				
247	For Additions, Repairs, and Furniture .....	.....	.....	2,000 0 0	} 6,900 0 0
248	Scientific Apparatus .....	.....	.....	2,500 0 0	
249	Evening Lectures .....	.....	.....	2,000 0 0	
250	"    "    in Education .....	.....	.....	300 0 0	
251	To meet (in part) Loss of Revenue, consequent upon reduction of Students' Fees .....	.....	.....	2,500 0 0	} 36,986 14 4
252	Extension of Existing Departments .....	.....	.....	1,500 0 0	
253	Chairs of Agriculture and Veterinary Science .....	.....	.....	6,000 0 0	
254	Chair of Botany.....	.....	.....	2,000 0 0	
255	Chair of Economics and Commerce .....	.....	.....	3,000 0 0	
256	Scientific Research Scholarships .....	.....	.....	1,000 0 0	
257	Astronomy .....	.....	.....	200 0 0	
258	Retiring Allowances .....	.....	.....	1,800 0 0	
259	Organic and Applied Chemistry .....	.....	.....	2,500 0 0	
260	Chair of Mechanical Engineering .....	.....	.....	500 0 0	
261	To provide for Tutorial Classes and University Extension .....	.....	.....	6,370 0 0	} 36,986 14 4
262	Library—Provision of Books .....	.....	.....	1,000 0 0	
263	To provide for Instruction in Modern Languages, serviceable to the development of commercial relations between Australia and other Countries .....	.....	.....	1,000 0 0	
264	Linnean Society .....	.....	.....	100 0 0	
265	Australian Historical Society .....	.....	.....	250 0 0	
266	Royal Society—Amount in proportion of £1 to every £1 raised by private contributions.....	.....	.....	400 0 0	
267	Special Grant in aid of Kindergarten Classes.....	.....	.....	1,000 0 0	
268	In aid of Educational Institutions, for maintenance purposes, for defraying expenses in connection with the work of the Literary Institute Advisory Council .....	.....	.....	3,682 9 1	
269	To meet claims of Schools of Arts for compensation on account of compulsory closing in connection with Influenza Epidemic .....	.....	.....	112 11 3	
270	In aid of the "Women's Branch of the Royal Society for the Prevention of Cruelty to Animals," to assist in its work in connection with Public Schools .....	.....	.....	50 0 0	} 13,025 17 6
271	Royal Art Society of New South Wales—Special Grant .....	.....	.....	500 0 0	
272	School of Arts—Building Subsidies .....	.....	.....	43 1 1	
273	Workers' Educational Association—Amount in proportion of £1 for £1 on members' subscriptions and donations in money.....	.....	.....	400 0 0	
274	For the Education and Maintenance of a number of Inmates of the New South Wales Institution for the Deaf, Dumb, and Blind, and to meet the travelling expenses of Inmates and Attendants.....	.....	.....	1,078 12 11	
	MISCELLANEOUS SERVICES:—				
275	For Survey of Sites for Schools and Schools of Arts, &c....	.....	.....	205 18 10	
276	Postal and Telegraphic Services for the Departments and Services under the control of the Minister of Public Instruction and the Public Schools' Amateur Athletic Association and Teachers' Associations .....	.....	.....	(d) 12,819 18 8	
	Carried forward.....	£ 2,886,807 8 3	748,974 0 3	56,812 11 10	3,692,594 0 4
	Carried forward .....	£ 4,574,430 18 4	14,476,918 13 0	2,099,788 7 10	21,151,137 19 2

(a) Includes payments "Unauthorised in Suspense," shown on page 37, viz., £149,422 8 0  
 (b) Do do do do 37, " £ 43,777 11 7  
 (c) Do do do do 37, " £ 8,468 3 2  
 (d) Do do do do 37, " £ 1,819 18 8



DETAIL STATEMENT OF EXPENDITURE, CONSOLIDATED REVENUE FUND—*continued*.

No. of Appropriation.	HEAD OF SERVICE.	ESTABLISHMENTS.		OTHER SERVICES.	TOTAL PAYMENTS.
		Salaries.	Contingencies.		
		£ s. d.	£ s. d.	£ s. d.	£ s. d.
	<b>SERVICES OF THE YEAR ENDED</b>				
	<b>30th JUNE, 1921—continued.</b>				
	Brought forward .....	£ 4,574,430 18 4	14,476,918 13 0	2,099,783 7 10	21,151,137 19 2
	<b>No. I.—Public Instruction—continued.</b>				
	Brought forward .....	£ 2,886,807 8 3	748,971 0 3	56,812 11 10	3,692,594 0 4
	<b>MISCELLANEOUS SERVICES—continued.</b>				
277	Bursary Endowment Board—Fees to Members .....			10 10 0	
278	To meet Insurance Premiums for Insurances under the provisions of the Workmen's Compensation Act, 1916, payable to the Treasury Workmen's Compensation Fund .....			1,058 9 2	
279	Grant towards maintenance of Seismic Station at River-view College .....			320 9 7	
280	Special Grant to widow of late William C. Hall, teacher, Public School, Wyalong .....			200 0 0	4,441 9 6
281	Special Grant to Drummoyne Musical Festival Association .....			50 0 0	
282	Towards expenses of World's Press Congress .....			802 0 9	
283	To provide for the payment to dependent relatives of gratuities equal to the monetary value of accumulated recreation and extended leave due to Officers at date of their death .....			2,000 0 0	
284	For payment of Officers who may be granted leave of absence prior to retirement .....	1,500 0 0			1,500 0 0
	<b>TOTAL, PUBLIC INSTRUCTION .....</b>	<b>£ 2,888,307 8 3</b>	<b>748,974 0 3</b>	<b>61,254 1 4</b>	<b>3,698,535 9 10</b>
	<b>No. II.—Department of Labour and Industry.</b>				
286	DEPARTMENT OF LABOUR AND INDUSTRY .....	42,583 6 2	34,754 7 10		77,337 14 0
287	BOARD OF TRADE .....	6,194 5 8	7,103 17 0		13,295 2 8
	<b>MISCELLANEOUS SERVICES:—</b>				
	New South Wales Board of Trade, Technical Commission of Inquiry, Broken Hill .....			(a) 6,854 2 3	6,854 2 3
	<b>TOTAL, DEPARTMENT OF LABOUR AND INDUSTRY . £</b>	<b>48,777 11 10</b>	<b>41,855 4 10</b>	<b>6,854 2 -3</b>	<b>97,486 13 11</b>
	<b>No. III.—Secretary for Mines.</b>				
288	DEPARTMENT OF MINES .....	45,149 0 5	13,795 7 8		58,944 8 1
289	STATE COLLIERY LITHGOW .....	125 18 0	46 6 0		172 4 0
290	GEOLOGICAL SURVEY LABORATORY .....			402 11 10	402 11 10
	<b>MISCELLANEOUS SERVICES:—</b>				
291	Administration of the Act for the Regulation of Coal-mines and Collieries .....			739 11 1	
292	Ambulance Classes .....			30 8 2	
293	To promote Prospecting for Gold and other Minerals, to encourage the opening of New Fields, and the testing of Mineral Deposits and Old Fields. The amounts advanced in aid to prospectors to be refunded to the Consolidated Revenue Fund, if, in the opinion of the Prospecting Board, Minerals are won in payable quantities, or the Mine otherwise prove profitable .....			7,746 2 9	12,213 0 6
295	To defray the cost of the Royal Commission to inquire into the Coal-mining Industry and the Coal Trade in New South Wales .....			(b) 3,536 18 6	
296	For the resumption of about five acres of land at Kandos for the purpose of a mining village .....			163 0 0	
	<b>TOTAL, SECRETARY FOR MINES ... .. £</b>	<b>45,274 18 5</b>	<b>13,841 13 8</b>	<b>12,615 12 4</b>	<b>71,732 4 5</b>
	Carried forward .....	£ 7,556,790 16 10	15,281,589 11 9	2,180,512 3 9	25,018,872 12 4

(a) Includes payments "Unauthorised in Suspense," shown on page 37, viz., £3,854 2s. 3d.

(b) Do do do do 37, ,, £2,960 15s. 6d.



## DETAIL STATEMENT OF EXPENDITURE, CONSOLIDATED REVENUE FUND—continued.

No. of Appropriation.	HEAD OF SERVICE.	ESTABLISHMENTS.		OTHER SERVICES.	TOTAL PAYMENTS.
		Salaries.	Contingencies.		
		£ s. d.	£ s. d.	£ s. d.	£ s. d.
<b>SERVICES OF THE YEAR ENDED</b>					
<b>30th JUNE, 1921—continued.</b>					
	Brought forward.....	£ 7,556,790 16 10	15,281,589 11 9	2,180,512 3 9	25,018,892 12 4
<b>No. XXXX.—Department of Agriculture.</b>					
297	AGRICULTURE .....	57,970 14 3	109,522 8 9		167,493 3 0
298	GRAIN ELEVATORS .....	2,566 19 1	(a) 17,384 12 11		19,951 12 0
299	ANIMAL INDUSTRY .....	63 9 2	396 16 0		460 5 2
300	RURAL INDUSTRIES BOARD .....	5,484 6 6	18,091 14 0		23,576 0 6
301	STOCK, BRANDS, AND PASTURES PROTECTION .....	19,608 5 5	63,586 13 7		83,194 19 0
302	BOTANIC GARDENS .....	5,340 14 0	(b) 13,876 19 11		19,217 13 11
303	NURSERY GARDEN, CAMPBELLTOWN .....	284 0 0	(c) 1,920 1 4		2,204 1 4
304	GARDEN PALACE GROUND AND INNER DOMAIN .....	869 2 8	(d) 5,456 18 2		6,326 0 10
305	GOVERNMENT DOMAIN (OUTER) .....	1,213 10 3	4,916 13 4		6,130 3 7
306	CENTENNIAL PARK .....	2,024 8 5	(e) 8,163 5 2		10,192 13 7
307	COMMERCIAL AGENTS .....	2,024 3 6	3,444 7 9		5,468 11 3
<b>MISCELLANEOUS SERVICES :—</b>					
<i>Agriculture—</i>					
308	To organise and subsidise an Agricultural Bureau and Branches; also Herd Testing Associations .....			701 0 7	1,473 9 2
309	Allowance to Scientific Cadet (former Rhodes Scholar pursuing studies in America) .....			75 0 0	
310	Allowance to Accountant, Rural Industries Board, in lieu of overtime, from 1st February to 31st December, 1920, at £100 per annum (£91 13s. 4d.) .....			91 13 4	
311	Bonus to Security Clerk, Rural Industries Board .....			26 0 0	
312	Allowance to Chief Clerk, Rural Industries Board, from 1st March, 1920, at £156 per annum .....			70 17 1	
313	Allowance to Member of Rural Industries Board, from 5th November, 1919 (£248 6s. 8d.) .....			180 6 3	
314	Allowance to Executive Member, Rural Industries Board, from 10th February, 1920, at £150 per annum .....			2 8 12 8	
315	Bonus to Clerk for work performed in connection with the scheme for the Bulk Handling of Grain .....			60 0 0	
316	Allowance to Organising Secretary to Hawkesbury Agricultural College Egg-Laying Competition .....			49 19 11	
317	Allowance to Chief Messenger for attendance upon the Minister at Parliament House .....			9 19 4	
319	To reimburse certain Pastures Protection Boards part salaries of Inspectors for State Services .....	1,507 7 6			1,507 7 6
320	To meet travelling expenses of Pastures Protection Inspectors when employed on special work for the Department of Agriculture .....			179 0 1	3,314 18 4
322	Investigation into extermination of White Ants, Cattle Tick, and Nodules in Cattle, &c. ....			875 10 4	
324	To meet claims of Pastures Protection Inspectors transferred from one district to another .....			3 8 6	
325	Eradication of Prickly-pear (towards) .....			2,017 6 4	
327	Honorarium to Custodian of the Mosses in Herbarium, Botanic Gardens .....			25 0 0	
328	Honorarium to Custodian of the Algae in Herbarium, Botanic Gardens .....			25 0 0	
329	Monetary value of Recreation Leave accrued at time of death of D. Jamieson, late Orchard Teamster, Yanco Farm, on 12th April, 1920 (£20 9s. 6d.) .....			20 9 6	
330	Monetary value of Recreation Leave accrued at time of death of W. H. Treweek, late Attendant and Cleaner, Agricultural Museum, on 26th July, 1920 (£5 10s. 8d.) .....			5 10 8	
331	Monetary value of Extended and Recreation Leave accrued at time of death of J. O'Keefe, late Messenger and Cleaner, Agricultural Museum, on 11th June, 1919 (£44 2s. 0d.) .....			44 2 0	
332	To provide for a Scholarship in memory of the late W. Farrer .....			100 0 0	
333	To provide for Farrer Scholarship, Hawkesbury Agricultural College .....			17 10 4	951 11 8
334	To provide Grants for the extermination of Flying-foxes .....			2 0 7	
335	To pay Officers of the Department of Agriculture on Extended Leave prior to Retirement .....	951 11 8			951 11 8
	Carried forward .....	£ 99,908 12 5	246,765 10 11	4,788 7 6	351,462 10 10
	Carried forward .....	£ 7,556,790 16 10	15,281,589 11 9	2,180,512 3 9	25,018,892 12 4

(a) Includes payments, " Unauthorised in Suspense," shown on page 37, viz., £2,884 12s. 11d.  
 (b) Do do do do do 37, " £289 19s. 11d.  
 (c) Do do do do do 37, " £11 1s. 4d.  
 (d) Do do do do do 37, " £99 18s. 2d.  
 (e) Do do do do do 37, " £172 5s. 2d.



## DETAIL STATEMENT OF EXPENDITURE, CONSOLIDATED REVENUE FUND—continued.

No. of Appropriation.	HEAD OF SERVICE.	ESTABLISHMENTS.		OTHER SERVICES.	TOTAL PAYMENTS.
		Salaries.	Contingencies.		
		£ s. d.	£ s. d.	£ s. d.	£ s. d.
	<b>SERVICES OF THE YEAR ENDED</b>				
	<b>30th JUNE, 1921—continued.</b>				
	Brought forward .....	£ 7,556,790 16 10	15,281,589 11 9	2,180,512 3 9	25,018,892 12 4
	<b>No. XXXX.—Department of Agriculture—continued.</b>				
	Brought forward .....	£ 99,908 12 5	246,765 10 11	4,788 7 6	351,462 10 10
	<b>MISCELLANEOUS SERVICES—continued.</b>				
	<i>Agriculture—continued.</i>				
337	Advance to the Principal, Hawkesbury Agricultural College, to finance students under urgent and unusual circumstances .....			2 0 0	
338	To meet Premiums of Employees of the Department of Agriculture, payable under the provisions of the Workmen's Compensation Act, 1916. ....			633 17 6	
339	Contribution to the Imperial Bureau of Entomology ...			111 0 0	
340	To meet payment of Interest on Retention Money in connection with Thomas Robinson and Son's contract for supply and delivery of Machinery, &c., for the construction of Emergency Country Grain Silos .....			81 16 3	
341	To recoup Loan Vote, the cost of preparation of Plans and Specifications, &c., in connection with the proposed Emergency Grain Storage at Goulburn (£3,905 5s. 3d.) .....			3,905 5 3	11,705 5 3
342	Amount due to Commonwealth Government on account of Galvanised Iron imported from America in connection with the Emergency Storage of Grain (£4,769 12s. 8d.) .....			4,765 12 6	
343	To meet payment of verdict, interest, and costs in the case of Joseph v. Whitfeld (£2,174 12s. 3d.) .....			2,174 12 3	
344	Allowance to Clerk for extra services as Secretary to the Minister .....			31 1 6	
345	<b>WATER CONSERVATION AND IRRIGATION COMMISSION—</b>				
	Establishment .....	26,658 2 11	30,912 8 7		57,570 11 6
	<b>MISCELLANEOUS SERVICES—</b>				
346	To meet pension payable to Mr. A. Macaulay, late Paymaster, Murrumbidgee Irrigation Areas, under Section 57 of the Superannuation Act, 1916 .....			97 11 0	
347	To meet pension payable to Mr. John Freer, Inspector, under Section 57 of the Superannuation Act, 1916 ...			104 0 0	
348	To meet pension payable to Mr. John Hinds, Officer-in-Charge, Tractor Drain Plant, Artesian Boring, under Section 34 of the Superannuation Act, 1916 .....			104 0 0	
349	To meet pension payable to Adah Baker, widow of the late George Moses Baker, caretaker, Warren Weir, under the Superannuation (Amendment) Act, 1918 (£32 10s.) .....			32 10 0	
350	To pay difference between Military and State pay of Officers and Employees of the Murrumbidgee Irrigation Areas (Industrial Undertaking) on active service .....			6,928 14 11	
351	To meet interest on Loan money expended in sinking Shallow Bores for Settlers to whom no interest is chargeable under the Shallow Boring Regulations ...			664 1 11	20,595 16 3
352	To meet cost of Fencing of Reserves for the preservation of graves on the Mirrool Irrigation Area (Re-vote £160) .....			320 0 0	
353	Superannuation Act, 1916—Contributions by the Water Conservation and Irrigation Commission in terms of Section 16 .....			9,500 0 0	
355	Lachlan River investigation surveys, including Boring, &c., at Wyangala Dam Site .....			1,174 17 1	
356	Macquarie River, further investigation of Campbell's Dam, Burrendong, including boring, &c. ....			1,628 4 8	
358	Towards the construction of a Weir at Condobolin .....			31 16 8	
359	Towards the construction of a Regulator in Bumbuggin Creek, near Condobolin .....			10 0 0	
	Carried forward .....	£ 126,566 15 4	277,677 19 6	37,089 9 0	441,334 3 10
	Carried forward ..	£ 7,556,790 16 10	15,281,589 11 9	2,180,512 3 9	25,018,892 12 4



## DETAIL STATEMENT OF EXPENDITURE, CONSOLIDATED REVENUE FUND—continued.

No. of Appropriation.	HEAD OF SERVICE.	ESTABLISHMENTS.		OTHER SERVICES.	TOTAL PAYMENTS.
		Salaries.	Contingencies.		
	<b>SERVICES OF THE YEAR ENDED</b>	£ s. d.	£ s. d.	£ s. d.	£ s. d.
	<b>30th JUNE, 1921—continued.</b>				
	Brought forward .....	7,556,790 16 10	15,281,589 11 9	2,150,512 3 9	25,018,892 12 4
	<b>No. XXXI.—Department of Agriculture—continued.</b>				
	Brought forward .....	123,566 15 4	277,677 19 6	37,059 9 0	441,334 3 10
	<b>MISCELLANEOUS SERVICES—continued.</b>				
360	Repairs to wash-out, Murray River, opposite Mildura .....			22 4 6	
362	Amount to be voted for credit to the Capital Account of the Murrumbidgee Irrigation Areas, to adjust expenditure by the Water Conservation and Irrigation Commission on Surveys, Investigations, &c., of proposed Railways within the Areas which, when completed, will be administered by the Railway Commissioners (£1,021 5s. 4d.) .....			1,021 5 4	5,720 5 11
363	To meet expenses of Mr. J. Brady, Superintendent, Leeton Canning Factory, during his visit to the United States of America, in connection with Canning Factory Methods, &c. ....			202 14 5	
364	Advances to Settlers, Hay and Wentworth Irrigation Areas .....			2,609 1 8	
365	To provide for Compensation to Settlers, Murrumbidgee Irrigation Areas, under Sec. 23a of the Irrigation (Amendment) Act, 1918 .....			1,865 0 0	
	<b>TOTAL, DEPARTMENT OF AGRICULTURE .....</b>	<b>126,566 15 4</b>	<b>277,677 19 6</b>	<b>42,809 14 11</b>	<b>447,054 9 9</b>
	<b>No. XXX.—Minister for Local Government.</b>				
366	LOCAL GOVERNMENT .....	9,012 10 10	3,427 16 7		12,440 7 5
367	VALUATION BUREAU .....	16,705 18 4	7,148 5 11		23,854 4 3
	<b>MISCELLANEOUS SERVICES:—</b>				
368	Town Planning Advisory Board—Travelling Expenses, surveys, draughting and clerical assistance, printing books of lectures, and contingencies generally .....			649 2 10	
369	War Memorials Advisory Board—Draughting and clerical assistance, travelling expenses, and contingencies generally .....			89 1 2	6,648 4 0
370	Assistance to Shire and Municipal Councils for repair of damage by floods .....			5,000 0 0	
371	Grants to assist Municipalities .....			9 0 0 0	
	<b>ROADS:—</b>				
374	Expenditure for the improvement of Main Roads .....			167,999 18 3	167,999 18 3
	<b>ENDOWMENT:—</b>				
375	Endowment of Shires .....			159,958 14 2	
376	Ferry Recoupment—To recoup Shires and Municipalities for increased cost of working public ferries, due to remission of tolls .....			14,000 0 0	173,958 11 2
	<b>TOTAL, MINISTER FOR LOCAL GOVERNMENT ...£</b>	<b>25,718 9 2</b>	<b>10,576 2 6</b>	<b>348,606 16 5</b>	<b>384,901 8 1</b>
	<b>Special Appropriations.</b>				
	<b>INTEREST ON—</b>				
	Debentures and Funded Stock (Various Acts) .....			6,143,426 9 11	
	Treasury Bills (Various Acts) .....			458,467 3 7	6,601,893 13 6
	<b>REDUCTION OF PUBLIC DEBT:—</b>				
	Repayment to State Debt Commissioners under Act 5 <sup>th</sup> Vic. No. 6, Bogan Scrub Clearing, &c. ....			2,565 16 10	2,565 16 10
	<b>CORPORATIONS:—</b>				
	Sydney Harbour Trust Commissioners, Act No. 34 of 1908 .....	3,300 0 0			
	*Railway Commissioners (Appointment), Acts No. 30 of 1912 and No. 70 of 1916 .....	6,000 0 0			
	Hunter District Water Supply and Sewerage Board Act 55, Vic. No. 27 .....			29 6 9	
	Sydney Corporation Act, Moiety of Salaries of Inspector of Nuisances and Sanitary Inspectors' Act No. 35 of 1902 .....	921 2 4			15,283 6 11
	President, Board of Fire Commissioners of New South Wales, Act No. 9 of 1903 .....	300 0 0			
	Water Conservation and Irrigation Commission, Act No. 22 of 1916 .....	2,184 6 2			
	Forestry Commissioners, Act No. 55 of 1916 .....	2,248 11 8			
	Carried forward .....	15,254 0 2		6,604,488 17 1	6,619,742 17 3
	Carried forward .....	7,709,076 1 4	15,569,843 13 9	2,571,928 15 1	25,850,848 10 2

\* Railways, £4,000; Tramways, £2,000.



## DETAIL STATEMENT OF EXPENDITURE, CONSOLIDATED REVENUE FUND—continued.

No. of Appropriation.	HEAD OF SERVICE.	ESTABLISHMENTS.		OTHER SERVICES.	TOTAL PAYMENTS.
		Salaries.	Contingencies.		
	SERVICES OF THE YEAR ENDED 30th JUNE, 1921—continued.	£ s. d.	£ s. d.	£ s. d.	£ s. d.
	Brought forward.....	7,703,076 1 4	15,569,43 13 9	2,571,928 15 1	25,850,848 10 2
	Special Appropriations—continued.				
	Brought forward .....	15,254 0 2	.....	6,604,488 17 1	6,619,742 17 3
	PENSIONS:—				
	Public Service (Superannuation), Act No. 8 of 1903—				
	Pensions .....	165,843 0 10		178,941 18 3	682,042 5 11
	Refunds .....	12,038 17 5		80,000 0 0	
	Police Regulation (Superannuation), Act No. 28 of 1906 .....			77,280 7 8	
	Superannuation Acts, Nos. 23 of 1916, 41 of 1918, and 20 of 1919 .....			348,000 0 0	
	Crown Contribution to the State Superannuation Fund Acts Nos. 23 of 1916, 44 of 1918 .....			3,000 0 0	
	District Court Judges Act 23 of 1912 .....			1,820 0 0	
	Judges Retirement Acts, Nos. 35 of 1907, 9 of 1918, and 22 of 1919 .....				
	EXECUTIVE AND LEGISLATIVE:—				
	Ministers of the Crown Salaries, Acts Nos. 2 of 1908 and 20 of 1920 .....	19,126 13 4		8 9 10	109,625 7 8
	Expenses Parliamentary Witnesses, Act No. 43 of 1901 .....			56,428 6 3	
	Allowance, Parliamentary Representatives, Acts Nos. 32 of 1902, and 19 and 41 of 1912 and 20 of 1920 .....			2,956 19 0	
	Parliamentary Public Works Committee—Remuneration Acts Nos. 45 of 1912 and 6 of 1916 .....			28,365 14 1	
	Parliamentary Electorates and Elections Act, No. 41 of 1912 .....				
	Salaries—President Legislative Council, &c., Act No. 20 of 1920 .....	2,739 5 2			
	COLONIAL SECRETARY AND MINISTER OF PUBLIC HEALTH:—				
	Endowment, Municipalities, Act No. 56 of 1906 .....			476 3 0	5,470 7 4
	David Berry Hospital, Act No. 53 of 1906 .....			2,994 4 4	
	Royal Society for the Welfare of Mothers and Babies—Endowment Act No. 52 of 1919 .....			2,000 0 0	
	TREASURER AND SECRETARY FOR FINANCE AND TRADE:—				
	Sydney Branch, Royal Mint, Act No. 41 of 1902 .....			15,000 0 0	38,102 5 6
	Inscribed Stock, Management and Expenses, Act No. 79 of 1902 .....			21,102 5 6	
	ATTORNEY-GENERAL AND JUSTICE:—				
	Public Service Board, Acts Nos. 31 of 1902, and 43 of 1919 .....	5,472 7 0			17,472 7 0
	District Courts Judges, Salaries, Act No. 23 of 1912 .....	12,000 0 0			
	LANDS:—				
	Land Appeal Court, President and Members, Act 55 Vic. No. 26 .....	3,996 13 4			7,426 13 4
	Western Land Board, New South Wales, Act No. 70 of 1901 .....	3,500 0 0			
	LABOUR AND INDUSTRY:—				
	Workmen's Compensation (Broken Hill) Act No. 36 of 1920—Government Contribution .....			17,831 14 0	17,831 14 0
	PUBLIC INSTRUCTION:—				
	Endowment, Sydney University, Acts Nos. 22 of 1900, 92 of 1902, 52 of 1912 and 73 of 1916 .....			32,000 0 0	90,916 13 4
	University (Building) Act No. 12, 1919 .....			50,000 0 0	
	Endowment, Australian Museum, Act No. 61 of 1902 .....			1,000 0 0	
	Endowment, Sydney Grammar School, Private Act, 2nd December, 1854 .....			1,500 0 0	
	Endowment, Affiliated Colleges, Act No. 22 of 1900 .....			1,916 13 4	
	Endowment, Women's College, Act No. 71 of 1902 .....			500 0 0	
	Endowment, Public Library, Act No. 54 of 1899 .....			2,000 0 0	2,000 0 0
	Endowment, National Art Gallery, Act No. 51 of 1899 .....			2,000 0 0	
	LOCAL GOVERNMENT:—				
	Valuation of Land Act—Valuer General Act, No. 2 of 1916 .....	1,000 0 0			1,000 0 0
	MINES:—				
	State Coal Mines, Act 70 of 1912 .....	1,000 0 0			1,000 0 0
	TOTAL, SPECIAL APPROPRIATIONS .....	64,083 19 0		7,531,611 12 4	7,595,700 11 4
	TOTAL PAYMENTS CHARGEABLE TO REVENUE, 1920-1921 .....	£ 7,773,165 0 4	15,569,843 13 9	10,103,540 7 5	33,446,549 1 6
.....	In Adjustment of Vote, Advance to Treasurer, 1919-20 .....			£ 108,515 17 7	
.....	Public Works Fund—Two-thirds of the Net Proceeds of the Sale of Crown Lands—exclusive of Interest—less 20 per cent., under Act No. 9 of 1906 .....			£ 451,561 1 11	
153	Public Works Fund—Amount in aid .....			£ 200,000 0 0	
.....	Special Deposits Account—Part half-proceeds of Forestry Revenue under Act No. 55 of 1916 (Section 13) .....			£ 89,518 11 1	
.....	Contribution to General Sinking Fund, Act No. 19 of 1904 .....			£ 350,000 0 0	

The Treasury, New South Wales,  
Sydney, 11th August, 1921.

A. LYNCH,  
Acting Comptroller of Accounts.

JOHN T. LANG,  
Treasurer.



## D.

## Detail Statement of Other Payments.

**ABSTRACT** of OTHER PAYMENTS or ADVANCES from the CONSOLIDATED REVENUE FUND during the Financial Year ended 30th June, 1921, included in Account Current, pages 3 and 5.

No of Appropriation.	HEAD OF EXPENDITURE.	Amount.	Total.
152	Advance to Treasurer, 1920-1921—	£ s. d.	£ s. d.
	Net Total payments... ..	135,978 7 4	
	Less to be voted ... ..	* 91,918 1 0	
	Total to be recovered ... ..	£ .....	44,060 6 4
...	State Children Relief Act No. 61, 1901, 1920-21 ... ..	.....	39,118 17 0
285	Do do (Recoup to Consolidated Revenue Account, 1919-20) ... ..	.....	50,755 8 4
...	Miners' Accident Relief (Repeal) Act, No. 46, 1916 ... ..	.....	31,921 3 2
...	Meat Supply for Imperial Uses Act, No. 6, 1915 ... ..	.....	158,300 0 0
PAYMENTS UNAUTHORISED IN SUSPENSE.			
<i>(In anticipation of Consolidated Revenue Fund Votes.)</i>			
OTHER SERVICES.			
...	Relief to Unemployed— Relief Works—Metropolitan District ... ..	4,948 17 9	
...	Carriage of Fodder for Starving Stock... ..	175,154 10 0	† 180,103 7 9
	TOTAL OTHER PAYMENTS ... ..	£ .....	504,259 2 7

\* See page 60.

† See page 37.

The Treasury, New South Wales,  
Sydney, 11th August, 1921.

A. LYNCH,  
Acting Comptroller of Accounts.

JOHN T. LANG,  
Treasurer.



## Statement E.

DETAIL STATEMENT of PAYMENTS "Unauthorised in Suspense" during the Financial Year ended 30th June, 1921, included in Account Current, pages 3 and 5.

HEAD OF EXPENDITURE.	Amount.	Total.
	£ s. d.	£ s. d.
No. III.—PREMIER		
MISCELLANEOUS SERVICES—		
To meet unusual expenditure arising out of the War, in entertaining Soldiers, assisting the Returned Soldiers' Association and Patriotic Associations, in supplying electricity for Soldiers' Kiosk, reduced fares to Sailors, Soldiers, and ex-Soldiers, and employees of Military or Naval Colleges and Small Arms Factory, and in granting concessions generally to returned and wounded Soldiers ... ..	.....	a 26,344 16 8
No. IV.—COLONIAL SECRETARY, MINISTER FOR HOUSING, AND MINISTER FOR PUBLIC HEALTH AND MOTHERHOOD.		
COLONIAL SECRETARY—		
Police—Salaries ... ..	b 61,533 9 10	
Do Contingencies... ..	c 7,395 19 11	
Miscellaneous Services—		
Maintenance and transmission of destitute persons within and beyond the State.Charitable Relief, &c. ... ..	d 72,809 18 11	
Relief of Unemployed consequent upon the Shipping Dispute ... ..	e 4,209 12 1	
		145,949 0 9
MINISTER FOR PUBLIC HEALTH AND MOTHERHOOD—		
Public Health—Salaries ... ..	f 5,368 14 1	
Do Contingencies ... ..	g 7,454 19 5	
Lunacy—Salaries ... ..	h 1,419 18 9	
Do Contingencies ... ..	i 13,509 11 1	
Hospitals and other Charitable Services—		
Subsidies—Hospitals and other Benevolent Institutions—		
Aid, on condition that an equal amount be raised by private annual contributions, and also that the Government, through Police Magistrates or other approved Officers, has the right of recommending the admission of Patients ... ..	j 44,081 13 6	
		71,834 16 10
No. V.—TREASURER AND SECRETARY FOR FINANCE AND TRADE.		
Navigation—Contingencies ... ..	k 1,442 1 9	
Stores Supply Department—Contingencies ... ..	l 32,547 13 4	
MISCELLANEOUS SERVICES—		
Interest on Moneys in the temporary possession of the Government ... ..	m 102,976 4 5	
Carried forward ... ..	£ 136,965 19 6	244,128 14 3

(a) Included in amount of £36,344 16s. 8d., shown on page 20  
 (b) " " £33,818 9s. 10d. " " 20.  
 (c) " " £186,935 19s. 11d. " " 20.  
 (d) " " £147,809 18s. 11d. " " 21.  
 (e) " " £4,209 12s. 1d. " " 21.  
 (f) " " £136,050 14s. 1d. " " 21.  
 (g) " " £191,673 19s. 5d. " " 21.  
 (h) " " £272,384 18s. 9d. " " 21.  
 (i) " " £202,150 11s. 1d. " " 21.  
 (j) " " £139,811 13s. 6d. " " 22.  
 (k) " " £45,137 1s. 9d. " " 23.  
 (l) " " £232,054 13s. 4d. " " 23.  
 (m) " " £382,976 4s. 5d. " " 23.



## CONSOLIDATED REVENUE FUND.

DETAIL STATEMENT of PAYMENTS "Unauthorised in Suspense" during the Financial Year ended 30th June, 1921—*continued*.

HEAD OF EXPENDITURE.						Amount.			Total.		
						£	s.	d.	£	s.	d.
Brought forward ... ..						£	136,965	19 6	244,128	14 3	
No. V.—TREASURER AND SECRETARY FOR FINANCE AND TRADE— <i>continued</i> .											
MISCELLANEOUS SERVICES— <i>continued</i> .											
Interest on Advances by Banks ... ..						(a)	84,201	16 11			
Adjustment of Salaries of Officers, as approved by the Public Service Board and Departmental Boards; to meet Increments granted under the Public Service Act Regulations, including Minimum Wage to male and female employees in the Service...						(b)	69,494	5 11			
Commissioners for Railways—To meet Cost of Fares of Sailors and Members of the A.I.F. and their relatives—on their return from Active Service ... ..						(c)	856	17 11			
Expenses of Royal Commission <i>re</i> Colliers "Myola," "Undola," and "Tuggerah" ... ..						(d)	3,220	4 8			
									294,739	4 11	
No. VIII.—SECRETARY FOR LANDS AND MINISTER FOR FORESTS.											
Returned Soldiers' Settlement—Contingencies ... ..									(e)	3,469	12 4
No. IX.—MINISTER FOR PUBLIC WORKS.											
Public Works and Services—											
Maintenance—											
Harbours and Rivers ... ..						(f)	2,400	7 3			
Dredge Service ... ..						(g)	4,300	5 8			
Government Dockyard, Newcastle—Basic Wage ... ..						(h)	12,484	6 3			
Miscellaneous Services—											
Royal Commission on Railways and Tramways ... ..						(i)	5,706	11 6			
									24,891	10 8	
Carried forward ... ..						£			567,229	2 2	

(a) Included in amount of £184,201 16s. 11d. shown on page 23.

(b) " " £139,494 5s. 11d. " " 24.

(c) " " £20,856 17s. 11d. " " 24.

(d) " " £3,220 4s. 8d. " " 24.

(e) " " £23,469 12s. 4d. " " 27.

(f) Included in amount of £38,933 17s. 8d. shown on page 27.

(g) " " £140,300 5s. 8d. " " 27.

(h) " " £41,357 13s. 4d. " " 27.

(i) " " £5,706 11s. 6d. " " 27.



## CONSOLIDATED REVENUE FUND.

DETAIL STATEMENT of PAYMENTS "Unauthorised in Suspense" during the Financial Year ended 30th June, 1921—*continued*.

HEAD OF EXPENDITURE.	Amount.	Total.
	£ s. d.	£ s. d.
Brought forward ... ..	£ .....	567,229 2 2
No. X.—PUBLIC INSTRUCTION.		
Public Instruction—		
Salaries ... ..	(a) 149,422 8 0	
Contingencies ... ..	(b) 43,777 11 7	
Conservatorium of Music—Contingencies ... ..	(c) 8,468 3 2	
Miscellaneous Services—		
Postal and Telegraphic Services for the Departments and Services under the control of the Minister of Public Instruction, and the Public Schools' Amateur Athletic Association, and Teachers' Associations ... ..	(d) 1,819 18 8	
		203,488 1 5
No. XI.—DEPARTMENT OF LABOUR AND INDUSTRY.		
Miscellaneous Services—		
New South Wales Board of Trade, Technical Commission of Inquiry, Broken Hill ... ..	.....	(e) 6,854 2 3
No. XII.—SECRETARY FOR MINES.		
Miscellaneous Services—		
To defray the Cost of the Royal Commission to inquire into the Coal-mining Industry, and the Coal Trade in New South Wales ... ..	.....	(f) 2,850 18 6
No. XIII.—DEPARTMENT OF AGRICULTURE.		
Grain Elevators—Contingencies ... ..	(g) 2,884 12 11	
Botanic Gardens—Contingencies ... ..	(h) 289 19 11	
Nursery Garden, Campbelltown—Contingencies ... ..	(i) 11 1 4	
Garden Palace Grounds and Inner Domain—Contingencies ... ..	(j) 99 18 2	
Centennial Park—Contingencies ... ..	(k) 172 5 2	
		3,457 17 6
OTHER SERVICES.		
Relief to Unemployed—		
Relief Works—Metropolitan District Relief ... ..	4,948 17 9	
Carriage of Fodder for Starving Stock ... ..	175,154 10 0	
		*180,103 7 9
TOTAL ... ..	£ .....	963,983 9 7

\* See page 24.

(a) Included in amount of £2,811,503 8s. 0d. shown on page 28.

(b) " " £402,427 11s. 7d. " " 28.

(c) " " £14,986 10s. 1d. " " 28.

(d) " " £12,819 18s. 8d. " " 28.

(e) " " £6,854 2s. 3d. " " 29.

(f) " " £3,536 18s. 6d. " " 29.

(g) Included in amount of £17,384 12s. 11d., shown on page 30.

(h) " " £13,876 19s. 11d. " " 30.

(i) " " £1,920 1s. 4d. " " 30.

(j) " " £5,456 18s. 2d. " " 30.

(k) " " £8,168 5s. 2d. " " 30.

The Treasury, New South Wales,  
Sydney, 11th August, 1921.

A. LYNCH,  
Acting Comptroller of Accounts.

JOHN T. LANG,  
Treasurer.



## STATEMENT F.

## CONSOLIDATED REVENUE FUND.

STATEMENT OF PAYMENTS made during the Year ended 30th June, 1921,  
from the Vote "Advance to Treasurer," 1920-21, Consolidated Revenue Fund,  
on Account of Services of the Year 1920-21.

HEAD OF SERVICE.	To BE VOTED.	
	AMOUNT.	TOTAL.
	£ s. d.	£ s. d.
No. I.—SCHEDULES TO THE CONSTITUTION ACT.		
SUPPLEMENT TO SCHEDULES.		
<i>Military Pensions—</i>		
Colonel Warner Wright Spalding, C.M.G.—Pension at rate of £275 per annum for the months of May and June, 1920 ...	.....	45 16 8
TOTAL SCHEDULES ... .. £	.....	45 16 8
No. II.—EXECUTIVE AND LEGISLATIVE.		
VICE-PRESIDENT OF THE EXECUTIVE COUNCIL AND REPRESENTATIVE OF THE GOVERNMENT IN THE LEGISLATIVE COUNCIL.		
<i>Salaries—</i>		
Secretary to the Representative of the Government in the Legis- lative Council—Marginal increase under Board of Trade's declaration in respect of the living wage, from 27th April, 1920, to 30th June, 1921 ... ..	.....	67 0 10
LEGISLATIVE COUNCIL.		
<i>Salaries—</i>		
Increases to salaries of officers receiving £525 per annum and upwards, granted owing to the increased cost of living ...	65 2 7	
Marginal increases under Board of Trade's declaration of 8th October, 1920 ... ..	117 19 11	183 2 6
<i>Contingencies—</i>		
Expenses of Select Committee on Agriculture ... ..	.....	431 5 6
LEGISLATIVE ASSEMBLY.		
<i>Salaries—</i>		
Serjeant-at-Arms and Clerk of Select Committees—Difference between £570 and £600 per annum from 1st November, 1918, to 30th April, 1919 ... ..	15 0 0	
Second Clerk Assistant—Difference between—		
£475 and £510 per annum from 1st Novem- £ s. d. ber, 1918, to 30th June, 1919 ... .. 23 6 8		
£510 and £540 per annum from 1st Novem- ber, 1919, to 30th June, 1920 ... .. 20 0 0		
£540 and £570 per annum from 1st Novem- ber, 1920, to 30th June, 1921 ... .. 19 18 7		
	63 5 3	
First Clerk and Clerk of Records—Difference between—		
£450 and £475 per annum from 1st Novem- £ s. d. ber, 1918, to 30th June, 1919 ... .. 16 13 4		
£475 and £500 per annum from 1st Novem- ber, 1919, to 30th June, 1920 ... .. 16 13 4		
	33 6 8	
Carried forward ... .. £	111 11 11	681 8 10
Carried forward ... .. £	.....	45 16 8



## CONSOLIDATED REVENUE FUND.

STATEMENT OF PAYMENTS from the Vote "Advance to Treasurer," 1920-21, on Account of Services of the Year 1920-1921—*continued*.

HEAD OF SERVICE.	TO BE VOTED.	
	AMOUNT.	TOTAL.
	£ s. d.	£ s. d.
Brought forward ... ..	.....	45 16 8
No. II.—EXECUTIVE AND LEGISLATIVE— <i>continued</i> .		
Brought forward ... ..	.....	681 8 10
LEGISLATIVE ASSEMBLY— <i>continued</i> .		
<i>Salaries</i> — <i>continued</i> .		
Brought forward ... .. £	111 11 11	
Clerk in charge of Printed Papers—Difference between—		
£350 and £375 per annum, from 1st November, 1918, to 30th June, 1919... .. £ s. d.		
1918, to 30th June, 1919... ..	16 13 4	
£375 and £400 per annum, from 1st November, 1919, to 30th June, 1920... ..	16 13 4	
	33 6 8	
Clerks—Difference between—		
£300 and £325 per annum, from 1st November, 1919, to 30th June, 1920 ... ..	16 13 4	
£225 and £250 per annum, from 1st November, 1918, to 30th June, 1919 ... .. £ s. d.		
1918, to 30th June, 1919 ... ..	16 13 4	
£250 and £275 per annum, from 1st November, 1919, to 30th June, 1920 ... ..	16 13 4	
	33 6 8	
Amanuensis at £220 per annum, for period 14th to 30th June, 1920 ... ..	10 7 9	
Increases to salaries of officers receiving £525 per annum and upwards, granted owing to the increased cost of living ...	94 0 0	
Marginal increases under Board of Trade's declaration of 8th October, 1920 ... ..	385 11 7	
<i>Contingencies</i> —		684 17 11
Select Committee—Decline in Metalliferous Industry—Expenses ... ..	.....	255 0 0
LEGISLATIVE COUNCIL AND ASSEMBLY.		
<i>Salaries</i> —		
Marginal increases under Board of Trade's declaration of 8th October, 1920 ... ..	.....	400 3 9
<i>Contingencies</i> —		
Allowance to widow of late Mr. Jacob Lang, formerly House Servant, Parliament House ... ..	233 3 8	
"The Landing"—Purchase of reproduction of painting for Parliament House ... ..	8 12 6	
		241 16 2
PARLIAMENTARY LIBRARY.		
<i>Salaries</i> —		
Librarian—Difference between £600 and £700 per annum from 1st July, 1920, to 30th June, 1921 ... ..	100 0 0	
First Assistant—Difference between £469 and £525 per annum, from 1st July, 1920, to 30th June, 1921 ... ..	56 0 0	
Second Assistant—Difference between £444 and £500 per annum, from 1st July, 1920, to 30th June, 1921 ... ..	56 0 0	
Increases to salaries of officers receiving £525 per annum and upwards, granted owing to the increased cost of living ...	33 0 0	
Marginal increases under Board of Trade's declaration of 8th October, 1920 ... ..	59 10 3	
		304 10 3
Carried forward ... .. £	.....	2,567 16 11
Carried forward ... .. £	.....	45 16 8



## CONSOLIDATED REVENUE FUND.

STATEMENT OF PAYMENTS from the Vote "Advance to Treasurer," 1920-21, on Account of Services of the Year 1920-21—*continued*.

HEAD OF SERVICE.	TO BE VOTED.	
	AMOUNT.	TOTAL.
	£ s. d.	£ s. d.
Brought forward ... .. £	.....	45 16 8
No. II.—EXECUTIVE AND LEGISLATIVE— <i>continued</i> .		
Brought forward ... .. £	.....	2,567 16 11
PARLIAMENTARY REPORTING STAFF.		
<i>Salaries—</i>		
Principal Shorthand-writer—Difference between £770 and £850 per annum, from 1st July, 1920, to 30th June, 1921 ...	76 16 9	
Second Shorthand-writer—Difference between £600 and £725 per annum, from 1st July, 1920, to 30th June, 1921 ...	125 0 0	
5 Shorthand-writers—Difference, in each case, between £525 and £624 per annum, from 1st July, 1920, to 30th June, 1921 ..	495 0 0	
1 Shorthand-writer—Difference between £525 and £612 per annum, from 1st July, 1920, to 30th June, 1921 ...	87 0 0	
1 Shorthand-writer—Difference between £512 and £592 per annum, from 10th November, 1920, to 30th June, 1921 ...	50 19 8	
Assistant Shorthand-writer—Difference between £434 and £468 per annum, from 1st July, 1920, to 30th June, 1921 ... .. £ s. d.	34 0 0	
Assistant Shorthand-writer—Difference between £434 and £468 per annum, from 1st July to 9th November, 1920 ... ..	12 5 11	
Assistant Shorthand-writer—Difference between £434 and £468 per annum, from 10th November, 1920, to 30th June, 1921 ... ..	21 13 5	
	67 19 4	
Shorthand-writer and Typist—Difference between £329 and £361 per annum, from 1st July to 9th November, 1920 ...	11 4 8	
Increases to Salaries of officers receiving £525 and upwards, granted owing to the increased cost of living ... ..	163 16 0	
Marginal increases under Board of Trade's declaration of 8th October, 1920 ... ..	73 14 9	
		1,151 11 2
PARLIAMENTARY STANDING COMMITTEE ON PUBLIC WORKS.		
<i>Salaries—</i>		
Secretary—Difference between £700 and £733 per annum from 1st July, 1920, to 30th June, 1921 ... ..	33 0 0	
Marginal increases under Board of Trade's declaration of 8th October, 1920 ... ..	36 12 6	
		69 12 6
<i>Contingencies—</i>		
Mr. S. R. M'Gowen, Clerk—Monetary value of leave of absence due prior to retirement ... ..	.....	97 10 0
TOTAL, EXECUTIVE AND LEGISLATIVE ... .. £	.....	3,886 10 7
Carried forward ... .. £	.....	3,932 7 3



## CONSOLIDATED REVENUE FUND.

STATEMENT OF PAYMENTS from the Vote "Advance to Treasurer," 1920-21, on account of Services of the Year 1920-21—*continued*.

HEAD OF SERVICE.	TO BE VOTED.	
	AMOUNT.	TOTAL.
	£ s. d.	£ s. d.
Brought forward ... ..	£ .....	3,932 7 3
No. III.—PREMIER.		
PREMIER'S DEPARTMENT.		
<i>Salaries—</i>		
Chief Clerk, half difference between £658 and £934 per annum whilst acting as Secretary and Permanent Head ... ..	68 3 11	
Clerk, half difference between £474 and £658 per annum whilst acting as Chief Clerk ... ..	40 16 9	
Clerk, half difference between £415 and £525 per annum whilst acting as First Clerk ... ..	22 1 2	
Chief Messenger, at £252 per annum, from 1st July, 1920, to 30th June, 1921 ... ..	252 0 0	
Publicity Officer—Difference between £600 and £625 per annum from 1st February, 1921, to 30th June, 1921... ..	10 4 0	
Editor of Publications and Superintendent of Advertising at £700 per annum, from 24th January, 1921, to 30th June, 1921 ... ..	301 17 11	
Clerk, at £343 per annum, from 1st July, 1920, to 30th June, 1921 ... ..	343 0 0	
Draftsman (on loan from Lands Department), at £294 per annum, from 1st July, 1920, to 14th November, 1920 ... ..	110 12 5	
Research Officer, at £139 per annum, from 1st February, 1921, to 30th June, 1921 ... ..	179 13 9	
		1,328 9 11
<i>Contingencies—</i>		
Mr. C. H. Hay—Allowance equivalent to contributions by other States to the cost of Premier's Conference Secretariat ... ..	93 18 6	
Research Officer—Expenses of visiting Burrunjuck and Broken Hill for purpose of becoming acquainted with resources of State ... ..	37 11 0	
		131 9 6
AGENT-GENERAL.		
<i>Salaries—</i>		
Amount required to supplement Salary Vote, 1920-21 ... ..	.....	330 0 0
<i>Contingencies—</i>		
Contingencies generally—Further sum ... ..	1,245 11 2	
Mr. D. R. Hall—Expenses in connection with his return to Sydney :—		
Passage money ... ..	£ s. d. 539 0 0	
Expenses ... ..	71 11 4	
	610 11 4	
Mrs. Rayment, widow of late Mr. E. Rayment, formerly Superintendent Immigration Department, New South Wales and Victoria, London—Refund of Federal and State Income Taxes collected ... ..	7 10 10	
		1,863 13 4
Carried forward ... ..	£ .....	3,653 12 9
Carried forward ... ..	£ .....	3,932 7 3



## CONSOLIDATED REVENUE FUND.

STATEMENT OF PAYMENTS from the Vote "Advance to Treasurer," 1920-21, on Account of Services of the Year 1920-21—continued.

HEAD OF SERVICE.	TO BE VOTED.	
	AMOUNT.	TOTAL.
	£ s. d.	£ s. d.
Brought forward ... .. £	.....	3,932 7 3
No. III.—PREMIER—continued.		
Brought forward ... .. £	.....	3,653 12 9
MISCELLANEOUS SERVICES.		
Premiers' Conference—Expenses ... ..	355 15 4	
Vice-Regal Visits—Expenses ... ..	21 0 0	
Victorian Parliamentary Party—Expenses of Visit ... ..	102 17 0	
Visit of Davis Cup Tennis Team—Railway Fares ... ..	16 16 7	
British and New Zealand Rifle Teams—Expenses of Visit ... ..	214 8 9	
American Boys—Expenses of Visit ... ..	192 6 1	
Mr. G. Boss—Fee, at the rate of £30 per month, from 1st July, 1920, increased to £36 per month from 10th January, 1921, in addition to travelling expenses, for special work in connection with Premier's Department. (Fee, £362 12s. 8d.; Expenses, £1 10s. 0d.) ... ..	364 2 8	
Murray River Levee Banks—Expenses incurred by Conference of Interstate Engineers ... ..	259 10 5	
Cost of Passes for Members of the New South Wales Legislature over Commonwealth Railways ... ..	233 10 0	
Cost of Organising and Collecting War Trophies for distribution throughout the State, exhibiting the captured Railway Gun, and investigating the proposal to establish a War Museum in Sydney—Further sum ... ..	1,111 4 2	
Bronze Medallions of Messrs. Lloyd George and Asquith, for Art Gallery ... ..	105 0 0	
Captain Cook's Landing—Construction of Platform, and necessary decorations at the Trustee's Cottage, Kurnell, in connection with the 150th Anniversary ... ..	14 15 5	
Finnish Exhibition—Expenses ... ..	9 5 0	
Aerial Transport Service—Expenses ... ..	37 13 6	
Olympic Games, Antwerp, 1920—Grant towards Expenses of the Athletic Team representing Australasia ... ..	200 0 0	
Madame Gousset, a resident of New Caledonia, stranded in Sydney—Cost of passage to Noumea ... ..	17 0 0	
Repatriation of Mr. David Saunders and family—Half cost of passage to England ... ..	46 5 0	
Repatriation of Mrs. Edith Maud Egerton to Bombay, India ... ..	60 0 0	
Voluntary Workers' Association—Cost of Repairs to Trucks loaned by Railway Department ... ..	13 13 4	
National Rifle Association—Rail Concessions to Competitors ... ..	238 19 7	
Australia Day Fund (Amelioration Committee)—Expenses in connection with—further sum ... ..	273 9 10	
Carried forward ... .. £	3,887 12 8	3,653 12 9
Carried forward ... .. £	.....	3,932 7 3



## CONSOLIDATED REVENUE FUND.

STATEMENT OF PAYMENTS from the Vote "Advance to Treasurer," 1920-21, on account of  
Services of the Year 1920-21—continued.

HEAD OF SERVICE.	TO BE VOTED.	
	AMOUNT.	TOTAL.
	£ s. d.	£ s. d.
Brought forward ... .. £	.....	3,932 7 3
No. III.—PREMIER—continued.		
Brought forward ... .. £	.....	3,653 12 9
MISCELLANEOUS SERVICES—continued.		
Brought forward ... .. £	3,887 12 8	
Premier's Official Visit to England—Expenses ... ..	2,454 9 2	
Visit of His Royal Highness the Prince of Wales—Bonuses for services rendered, viz. :—	£ s. d.	
Mr. C. H. Hay, Secretary, Premier's Department...	75 0 0	
Mr. R. J. A. Travers, Draftsman, Department of Lands ... ..	40 0 0	
Mr. O. J. Purdue, Supervising Architect, Department of Public Works...	40 0 0	
Mr. J. W. Niesigh, Temporary Organiser, World's Press Congress ... ..	40 0 0	
Mr. E. H. Stoney, Confidential Clerk to the Premier	15 0 0	
Mr. C. W. O. Tye, Assistant Accountant, Department of Public Works ... ..	10 0 0	
Mr. S. Smith, (junr.), Chief Clerk, Stock Branch, Department of Agriculture ... ..	10 0 0	
Mr. E. R. Davis, Accountant ... ..	20 0 0	
Sergeant Roberts, Police Department ... ..	10 0 0	
Mr. P. O'Neill, Chief Messenger, Premier's Department ... ..	5 0 0	
Mr. J. S. Cormack, Government Tourist Bureau ...	30 0 0	
Mr. H. C. Budge, Official Secretary to the Governor	30 0 0	
Mr. E. Berry, Clerk, Government House ... ..	10 0 0	
Mr. H. Strachan, Caretaker and Carpenter, Government House ... ..	20 0 0	
Mr. J. W. Turner, Chief Butler, Government House	10 0 0	
	365 0 0	
Mr. S. N. Stevens, Public Works Department—Bonus for checking vouchers for Fodder for Starving Stock and Wheat for Gristing during late drought ... ..	15 0 0	
Relief to stranded Australians in London (not recoverable) ...	7 19 6	
Victory Celebrations Regatta—Repairs to Gangway, Flagship ...	8 17 8	
Country Press Association—Rail Fares for Delegates to Annual Conference ... ..	149 16 9	
Royal Commission of Inquiry into Salaries of Ministers and Members of Legislative Assembly—Expenses...	27 13 1	
Royal Commission of Inquiry into certain allegations by Mr. J. J. Talbot against Hon. J. Dooley, Hon. T. D. Mutch, and Mr. C. Johnston, M's.L.A., in connection with the Georgeson Wheat Contract ... ..	50 1 0	
Matthews' Break of Gauge Invention—Expenses of Practical Test	167 0 7	
Third Rail Device—Expenses of Visit of Mr. H. C. Hoyle to Melbourne ... ..	9 10 0	
To meet Expenses of Royal Commission to inquire into Sale of Wheat—Second Inquiry—further sum ... ..	212 6 0	
Langley's Sawmills—Expenses in connection with proposed purchase	10 6 2	
	7,365 12 7	
TOTAL, PREMIER ... .. £	.....	11,019 5 4
Carried forward ... .. £	.....	14,951 12 7



## CONSOLIDATED REVENUE FUND.

STATEMENT OF PAYMENTS from the Vote "Advance to Treasurer," 1920-21, on Account of Services of the Year, 1920-21—continued.

HEAD OF SERVICE.	TO BE VOTED.	
	AMOUNT.	TOTAL.
	£ s. d.	£ s. d.
Brought forward ... .. £	.....	14,951 12 7
<b>No. IV.—COLONIAL SECRETARY AND MINISTER FOR HOUSING.</b>		
<b>COLONIAL SECRETARY.</b>		
<i>Salaries—</i>		
Clerk, Electoral Office, at £260 per annum from 7th April, 1921, to 30th June, 1921 ... ..	.....	63 7 9
<b>AUDITOR-GENERAL'S DEPARTMENT.</b>		
<i>Salaries—</i>		
Auditor-General—Increase from £1,000 to £1,250 per annum from 1st July, 1920, to 30th June, 1921 ... ..	250 0 0	
Clerk, Revenue Branch, at £265 per annum from 10th February to 30th June, 1921 ... ..	101 18 6	
Examiner—Half difference between £324 and £396, whilst performing higher duties, 1st July, 1920, to 9th February, 1921.	24 18 0	
<i>Contingencies—</i>		376 16 6
Overtime to Officers in connection with preparation of Auditor-General's Report, &c. ... ..	.....	178 19 11
<b>ABORIGINES PROTECTION BOARD.</b>		
<i>Contingencies—</i>		
Contingencies generally—Further sum ... ..	.....	410 16 3
<b>BUREAU OF STATISTICS AND REGISTRAR OF FRIENDLY SOCIETIES AND TRADE UNIONS.</b>		
Allowance to Mr. J. J. Rynn, Clerk, at £32 10s. per annum, whilst performing higher duties from 26th November, 1920, to 31st March, 1921 ... ..	.....	11 5 0
<b>MISCELLANEOUS SERVICES.</b>		
Broken Hill Unemployed—Cost of Railway Passes to enable miners to obtain employment in other centres ... ..	712 13 0	
Royal Naval House—Interest on Municipal Rates ... ..	2 6 8	
Allowances to Widows and Dependents of Officers of Colonial Secretary's Department of a sum equivalent to the monetary value of leave of absence accumulated at time of death ... ..	203 19 1	
Mr. J. J. Murphy, deceased, formerly Clerk Auditor-General's Department—Payment to Legal Representatives of difference between State and Military Pay for period 13th October, 1917 to 30th June, 1919 ... ..	241 12 7	
Towards destruction of Cormorants ... ..	35 16 0	
Expenses of funeral of late Constable F. W. Mitchell, shot by armed offender at Moss Vale ... ..	22 10 0	
2nd-class Constable G. J. Willis—Refund of expenses incurred in defending himself against a charge of manslaughter in connection with the shooting of R. A. Staples ... ..	27 10 0	
Mr. D. G. Stead, manager State Trawling Industry—Monetary value of leave of absence accrued at date of transfer ... ..	248 4 5	
Messrs. Richard Wildridge and Coy.—Amount paid in respect of cancellation of contract for supply of Refrigerating Machinery for State Trawling Industry ... ..	5,000 0 0	
Mr. J. E. Begg—Refund of Registration Fee £1, and Tax £4, on motor car which was not used during period of registration owing to illness of owner ... ..	5 0 0	
Weights and Measures Department—To replace moneys drawn from Treasury to pay salaries and stolen from safe ... ..	26 14 5	
Erection of Temporary Booth for use of Benevolent Society of New South Wales ... ..	80 0 0	
		6,606 6 2
Carried forward ... .. £	.....	7,647 11 7
Carried forward ... .. £	.....	14,951 12 7



## CONSOLIDATED REVENUE FUND.

STATEMENT OF PAYMENTS from the Vote "Advance to Treasurer," 1920-21, on Account of Services of the Year 1920-21—*continued*.

HEAD OF SERVICE.	TO BE VOTED.	
	AMOUNT.	TOTAL.
	£ s. d.	£ s. d.
Brought forward ... .. £	.....	14,951 12 7
No. IV.—COLONIAL SECRETARY AND MINISTER FOR HOUSING— <i>continued</i> .		
Brought forward ... .. £	.....	7,647 11 7
HOUSING.		
Contingencies—		
Motor Car for Minister for Housing ... ..	.....	549 0 9
MINISTER OF PUBLIC HEALTH AND MOTHERHOOD.		
MEDICAL BOARD:—		
Salaries—	£ s. d.	
Assistant Secretary at £26 per annum from 1st March to 30th June, 1920 ... ..	8 13 4	
and at £52 per annum from 1st July, 1920, to 30th June, 1921 ... ..	52 0 0	
	60 13 4	60 13 4
ENDOWMENT TO HOSPITALS, &c., AND OTHER CHARITABLE SERVICES:—		
Royal Prince Alfred Hospital—Special grant ... ..	.....	2,000 0 0
HOSPITALS AND OTHER CHARITABLE SERVICES:—		
Subsidies—Hospitals and Other Benevolent Institutions—		
Victorian and New South Wales Border Hospitals—Bed Subsidy—further sum ... ..	.....	267 5 11
Other Services—		
Allowance to Widows and Dependents of Officers of the Department of Public Health and Motherhood of a sum equivalent to the monetary value of leave of absence due at time of death ...	519 5 2	
Mental Hospitals—Payment to members of staff in lieu of Anzac Day, 26th April, 1920 ... ..	582 19 7	
Mr. Thomas Brown, Patient, Coast Hospital—Compensation for value of clothing lost when Hospital was broken into ...	10 0 0	
Brown <i>versus</i> Kench—Compensation in connection with motor-car and motor-cycle collision ... ..	30 0 0	
Influenza Epidemic Relief Act, 1919—Bonus to Mr. H. L. Tilley for clerical assistance rendered to the Commissioner ...	25 0 0	
Mr. John Carmichael—Refund of charges for maintenance whilst a patient in Mental Hospital, Morisset ... ..	33 14 11	
Hobart Science Conference—Grant to Pharmacy Board ... ..	50 0 0	
		1,250 19 8
TOTAL, COLONIAL SECRETARY, MINISTER FOR HOUSING, AND MINISTER FOR PUBLIC HEALTH AND MOTHERHOOD ... .. £	.....	11,775 11 3
Carried forward ... .. £	.....	26,727 3 10



# CONSOLIDATED REVENUE FUND.

STATEMENT OF PAYMENTS from the Vote "Advance to Treasurer," 1920-21, on Account of Services of the Year 1920-21—continued.

HEAD OF SERVICE.	TO BE VOTED.	
	AMOUNT.	TOTAL.
	£ s. d.	£ s. d.
Brought forward ... ..	£ .....	26,727 3 10
<b>No. V.—TREASURER AND SECRETARY FOR FINANCE AND TRADE.</b>		
<b>TREASURY.</b>		
<i>Salaries—</i>		
Comptroller of Accounts—Difference between £925 and £1,120 per annum whilst acting as Under Secretary for Finance and Trade	73 18 7	
Assistant Comptroller of Accounts—Half difference between £683 and £925 per annum whilst acting as Comptroller of Accounts	27 5 2	
Examiner—Half difference between £597 and £683 per annum whilst acting as Assistant Comptroller of Accounts...	9 13 3	
Clerk—Half difference between £465 and £597 per annum whilst acting as Examiner ... ..	14 17 9	
Clerk—Half difference between £375 and £537 per annum whilst acting in higher capacity ... ..	6 17 10	
Clerk—Half difference between £385 and £425 per annum whilst acting in higher capacity ... ..	3 11 5	
		136 4 0
<i>Contingencies—</i>		
Overtime allowance in connection with calculation of Conditional Purchase Balances ... ..	229 0 9	
Bonuses for Extra Services in connection with issue of Local Loan of £2,000,000—		
Mr. C. E. F. Robberds, Registrar of Stock... £ s. d.	100 0 0	
Mr. J. G. Lee, Clerk, Funded Stock Office 50 0 0		
	150 0 0	
		379 0 9
<b>STAMP DUTIES—</b>		
<i>Salaries—</i>		
Clerk—Difference between £201 and £247 per annum from 16th December, 1920, to 30th June, 1921 ... ..	24 16 5	
Clerk at £234 per annum, from 21st October, 1920, to 30th June, 1921 ... ..	162 3 9	
Clerk at £321 per annum, from 7th February to 30th June, 1921	123 9 3	
Clerk at £294 per annum, from 21st February to 30th June, 1921	104 3 7	
Clerk at £247 per annum, from 7th May to 30th June, 1921 ...	36 12 10	
Junior Clerk at £123 10s. per annum, from 4th March to 30th June, 1921 ... ..	38 0 0	
Junior Clerk at £143 per annum, from 6th May to 30th June, 1921 ... ..	21 12 2	
Junior Clerk at £104 per annum, from 28th February to 24th May, 1921 ... ..	24 11 4	
Junior Clerk at £1 12s. 6d. per week from 9th May to 30th June, 1921 ... ..	12 9 2	
Attendant at £222 per annum, from 19th May to 30th June, 1921	25 12 3	
Attendant at £1 13s. 1d. per week, from 11th May to 30th June, 1921 ... ..	12 2 7	
Stamper at £4 5s. per week, from 6th May to 30th June, 1921...	34 0 0	
Clerk at 16s. 2d. per diem, from 11th May to 30th June, 1921..	35 11 4	
		655 4 8
<b>LAND AND INCOME TAX.</b>		
<i>Salaries—</i>		
2 Clerks at £300 per annum, from 10th March, 1921, to 23rd March, 1921 ... ..	12 10 2	
2 Clerks at £273 per annum, from 24th March, 1921, to 30th June, 1921 ... ..	157 11 4	
1 Clerk at £265 per annum, from 10th March, 1921, to 4th May, 1921 ... ..	40 15 0	
1 Clerk at £273 per annum, from 5th May, 1921, to 30th June, 1921 ... ..	42 0 0	
2 Clerks at £253 per annum, from 10th March, 1921, to 4th May, 1921 ... ..	77 16 8	
Carried forward ... ..	£ 330 13 2	1,170 9 5
Carried forward ... ..	£ .....	26,727 3 10



# CONSOLIDATED REVENUE FUND.

STATEMENT OF PAYMENTS from the Vote "Advance to Treasurer," 1920-21, on Account of Services of the Year 1920-21—continued.

HEAD OF SERVICE.	TO BE VOTED.	
	AMOUNT.	TOTAL.
	£ s. d.	£ s. d.
Brought forward ... .. £	.....	26,727 3 10
No. V.—TREASURER AND SECRETARY FOR FINANCE AND TRADE—continued.		
Brought forward... .. £	.....	1,170 9 5
LAND AND INCOME TAX—continued.		
Brought forward... .. £	330 13 2	
Salaries—continued.		
2 Clerks at £260 per annum, from 5th May, 1921, to 30th June, 1921 .....	80 0 0	
1 Clerk at £285 per annum, from 7th April, 1921, to 30th June, 1921 .....	65 14 11	
2 Clerks at £273 per annum, from 7th April, 1921, to 30th June, 1921 .....	126 0 0	
2 Clerks at £268 per annum, from 7th April, 1921, to 4th May, 1921 .....	41 4 0	
2 Clerks at £273 per annum, from 5th May, 1921, to 30th June, 1921 .....	84 0 0	
1 Clerk at £260 per annum, from 5th May, 1921, to 30th June, 1921 .....	40 0 0	
1 Clerk at £253 per annum, from 2nd June, 1921, to 30th June, 1921 .....	17 18 6	
1 Junior Clerk at £60 per annum, from 16th December, 1920, to 30th June, 1921 .....	32 7 0	
2 Clerks—Difference between £268 and £300 per annum, from 1st January, 1921, to 9th March, 1921 .....	12 10 2	
1 Clerk—Difference between £268 and £273 per annum, from 1st November, 1920, to 6th April, 1921 .....	2 5 0	
2 Clerks—Difference between £268 and £273 per annum, from 1st November, 1920, to 4th May, 1921 .....	5 6 0	
1 Clerk—Difference between £253 and £260 per annum, from 1st November, 1920, to 4th May, 1921 .....	3 10 6	
		841 9 3
GOVERNMENT PRINTER.		
Salaries—		
1 Clerk at £80 per annum, from 23rd September, 1920, to 30th June, 1921 .....	23 12 0	
2 Clerks at £90 per annum, from 23rd September, 1920, to 30th June, 1921 .....	54 5 4	
2 Clerks at £96 per annum, from 23rd September, 1920, to 30th June, 1921 .....	57 9 4	
1 Clerk at £105 per annum, from 23rd September, 1920, to 30th June, 1921 .....	31 14 8	
1 Clerk at £110 per annum, from 23rd September, 1920, to 30th June, 1921 .....	33 4 0	
4 Clerks at £84 10s. per annum, from 10th February, 1921, to 30th June, 1921 .....	125 6 8	
1 Clerk at £260 per annum, from 1st November, 1920, to 30th June, 1921 .....	23 2 4	
1 Clerk at £273 per annum, from 1st November, 1920, to 30th June, 1921 .....	24 19 2	
1 Junior Clerk, increase from £80 to £123 10s. per annum, from 1st November, 1920, to 20th January, 1921 .....	11 7 0	
1 Junior Clerk, increase from £90 to £117 per annum, from 1st November, 1920, to 12th January, 1921 .....	5 8 2	
1 Junior Clerk, increase from £90 to £123 10s. per annum, from 1st November, 1920, to 12th January, 1921 .....	6 14 3	
1 Junior Clerk, increase from £96 to £117 per annum, from 1st November, 1920, to 12th January, 1921 .....	4 3 11	
Carried forward ... .. £	401 6 10	2,011 18 8
Carried forward ... .. £	.....	26,727 3 10



## CONSOLIDATED REVENUE FUND.

STATEMENT OF PAYMENTS from the Vote "Advance to Treasurer," 1920-21, on Account of Services of the Year 1920-21—*continued*.

HEAD OF SERVICE.	TO BE VOTED.	
	AMOUNT.	TOTAL.
	£ s. d.	£ s. d.
Brought forward ... .. £	.....	26,727 3 10
No. V.—TREASURER AND SECRETARY FOR FINANCE AND TRADE— <i>continued</i> .		
Brought forward ... .. £	.....	2,011 18 8
GOVERNMENT PRINTER— <i>continued</i> .		
Brought forward ... .. £	401 6 10	
Salaries— <i>continued</i> .		
1 Junior Clerk, increase from £96 to £123 10s. per annum, from 1st November, 1920, to 12th January, 1921 ... ..	5 9 11	
1 Junior Clerk, increase from £105 to £123 10s. per annum, from 1st November, 1920, to 12th January, 1921 ... ..	3 13 10	
1 Junior Clerk, increase from £110 to £143 per annum, from 1st November, 1920, to 12th January, 1921 ... ..	6 12 1	
1 Junior Clerk, increase from £143 to £169 per annum, from 13th January, 1921, to 9th February, 1921 ... ..	2 0 0	
1 Junior Clerk, increase from £123 10s. to £143 per annum, from 13th January, 1921 to 9th February, 1921 ... ..	1 10 0	
1 Junior Clerk, increase from £84 10s. to £104 per annum, from 9th March, 1921, to 30th June, 1921 ... ..	6 1 0	
1 Junior Clerk, increase from £110 to £143 per annum, from 15th June, 1920, to 31st October, 1920 ... ..	12 11 10	
1 Junior Clerk, increase from £123 10s. to £143 per annum, from 1st December, 1920, to 12th January, 1921 ... ..	2 6 0	
1 Junior Clerk, increase from £143 to £158 15s. per annum, from 8th October, 1920 to 31st October, 1920, and £143 to £169 per annum, from 1st November, 1920, to 12th January, 1921 }	6 4 11	
1 Junior Clerk, increase from £90 to £117 per annum, from 13th January, 1921, to 30th June, 1921 ... ..	53 4 11	
1 Junior Clerk, increase from £90 to £123 10s. per annum, from 13th January, 1921, to 30th June, 1921 ... ..	56 5 8	
1 Junior Clerk, increase from £96 to £117 per annum, from 13th January, 1921 to 30th June, 1921 ... ..	52 8 6	
1 Junior Clerk, increase from £96 to £123 10s. per annum, from 13th January, 1921, to 30th June, 1921 ... ..	56 3 7	
1 Junior Clerk, increase from £105 to £123 10s. per annum, from 13th January, 1921, to 9th February, 1921 ... ..	9 7 0	
1 Junior Clerk, increase from £110 to £143 per annum, from 13th January, 1921, to 9th February, 1921 ... ..	10 14 7	
1 Junior Clerk, increase from £123 10s. to £143 per annum, from 10th February, 1921, to 30th June, 1921 ... ..	54 1 11	
1 Junior Clerk, increase from £143 to £169 per annum, from 10th February, 1921, to 30th June, 1921 ... ..	63 17 7	
		804 0 2
Contingencies—		
To recoup Railway Commissioners value of Muslin stolen from Government Printing Office Store ... ..	72 13 1	
Reimbursement of cost of Camera stolen from Government Printing Office ... ..	8 0 0	
		80 13 1
NAVIGATION DEPARTMENT.		
Salaries—		
Officer-in-charge Lake Macquarie—Difference between £218 12s. and £234 4s. per annum from 24th April to 30th June, 1921	2 8 0	
Junior Clerk, Newcastle, at £156 per annum, from 14th January to 30th June, 1921 ... ..	51 18 6	
Increases to Pilots receiving salaries in excess of £525 per annum granted owing to the increased cost of living ...	124 10 11	
Carried forward ... .. £	178 17 5	2,896 11 11
Carried forward ... .. £	.....	26,727 3 10



## CONSOLIDATED REVENUE FUND.

STATEMENT OF PAYMENTS from the Vote "Advance to Treasurer," 1920-21, on Account of Services of the Year 1920-21—continued.

HEAD OF SERVICE.	TO BE VOTED.	
	AMOUNT.	TOTAL.
	£ s. d.	£ s. d.
Brought forward ... .. £	.....	26,727 3 10
<b>No. V.—TREASURER AND SECRETARY FOR FINANCE AND TRADE—continued.</b>		
Brought forward ... .. £	.....	2,896 11 11
<b>NAVIGATION DEPARTMENT—continued.</b>		
Brought forward ... .. £	178 17 5	
<i>Salaries—continued.</i>		
Increases to Pilots under the Board of Trade's declaration of 8th October, 1920 ... ..	476 12 0	
Salaries of temporary 1st Class Pilots, Sydney and Newcastle... ..	381 13 8	
<i>Harbour and Tonnage Rates Act—</i>		
Senior Clerk at £400 per annum, from 13th January to 30th June, 1921 ... ..	184 12 4	
Clerk in Charge, Newcastle, at £325 per annum, from 6th December, 1920, to 30th June, 1921... ..	135 14 3	
Clerk at £300 per annum, from 10th February to 30th June, 1921 ... ..	115 7 3	
Clerk at £286 per annum, from 31st January to 30th June, 1921 ... ..	117 17 5	
Junior Clerk at £123 10s. per annum, from 31st January to 30th June, 1921... ..	50 17 8	
Junior Clerk at £91 per annum, from 30th January to 20th February, 1921, and £117 per annum from 21st February to 30th June, 1921 ... ..	46 19 3	
Junior Clerk at £104 per annum, from 13th April to 30th June, 1921 ... ..	22 5 8	
Junior Clerk at 22s. 6d. per week, from 6th April to 30th June, 1921 ... ..	13 13 9	
	687 7 7	
<b>RESUMED PROPERTIES.</b>		1,724 10 8
<i>Salaries—</i>		
Acting Accountant at £515 per annum, from 17th November, to 30th June, 1921 ... ..	304 11 1	
Senior Accounts Clerk at £212 per annum, from 10th January, to 30th June, 1921 ... ..	147 8 7	
Clerk at £4 17s. per week, from 31st January to 30th June, 1921 ... ..	105 1 8	
Shorthand and Typiste at £90 per annum, from 31st January, to 30th June, 1921 ... ..	37 1 9	
<i>Contingencies—</i>		594 3 1
Mrs. Bessie Dooley—Compensation, as an act of grace, for damage to crockery caused by falling of ceiling at 46 Kent Street ... ..	.....	10 0 0
<b>SYDNEY HARBOUR TRUST.</b>		
<i>Salaries—</i>		
Increases to Salaries of Officers receiving £525 per annum and upwards granted owing to the increased cost of living ... ..	253 0 0	
Marginal Increases under Board of Trade's declaration of 8th October, 1920 ... ..	102 12 7	
<i>Contingencies—</i>		355 12 7
Mr. E. W. Austin, Assistant Secretary, passage money London to Sydney ... ..	150 0 0	
Allowances to Widows and Dependents of Officers of a sum equivalent to the monetary value of extended leave of absence accumulated at time of death ... ..	299 2 4	
	449 2 4	
Carried forward ... .. £	.....	6,030 0 7
Carried forward ... .. £	.....	26,727 3 10



## CONSOLIDATED REVENUE FUND.

STATEMENT OF PAYMENTS from the Vote "Advance to Treasurer," 1920-21, on account of Services of the Year 1920-21—continued.

HEAD OF SERVICE.	TO BE VOTED.	
	AMOUNT.	TOTAL.
	£ s. d.	£ s. d.
Brought forward ... .. £	.....	26,727 3 10
<b>No. V.—TREASURER AND SECRETARY FOR FINANCE AND TRADE—continued.</b>		
Brought forward ... .. £	.....	6,030 0 7
<b>STORES SUPPLY DEPARTMENT.</b>		
<i>Salaries—</i>		
1 Junior Clerk at £60 per annum from 1st July, increased to £75 from 4th July, 1920, to 30th June, 1921 ... ..	74 17 6	
1 Junior Clerk at £110 10s. per annum from 13th May to 30th June, 1921 ... ..	14 11 5	
1 Inspector at £274 per annum from 7th April to 30th June, 1921 ... ..	63 5 0	
1 Storeman, difference between £201 and £240 10s. per annum from 7th April to 30th June, 1921 ... ..	9 2 4	
		161 16 3
<b>STATE SUPERANNUATION BOARD.</b>		
<i>Contingencies—</i>		
Purchase of Loose Leaf Binders to enclose service cards ... ..	.....	201 7 6
<b>MISCELLANEOUS SERVICES.</b>		
Bonus for supplying information whereby the State Income Tax Revenue was considerably benefited ... ..	200 0 0	
Bonus to Mr. A. W. Davis, acting as Secretary to the Royal Commission on Loss of Colliers... ..	30 0 0	
Royal Life-saving Society—Cost of printing ... ..	30 0 0	
Supervision of Boat Contract ( <i>Expenses not recoverable</i> ) ... ..	44 11 6	
To recoup Railway Commissioners value of water supplied to starving stock in drought-stricken areas ... ..	88 15 1	
Motor Hire for Members of the Legislative Council on the occasion of late sittings, when trams are not running ... ..	78 10 0	
Expenses of Preliminary Inquiry into complaints against Officers of the Shipping Masters Office by Seamen's Representatives... ..	292 18 11	
Mr. G. F. Cullen, Clerk, Examiner's Branch—Bonus for compilation of table for computation of salaries payable fortnightly ... ..	15 0 0	
Interest on advances by Commonwealth Government for Coast Hospital and Broughton Hall Buildings— £ s. d.		
Department of Works and Railways... £2,799 18 10		
Department of Defence ... .. 1,020 5 3		
	3,820 4 1	
Stamp Duty on Powers of Attorney and other documents for Returned Soldiers, and on transfers of properties for Homes for Returned Soldiers ... ..	133 0 0	
Remission of stamp duty on transfer of property by Mrs. Hugh Dixon to the Royal Society for the Welfare of Mothers and Babies ... ..	40 0 0	
Remission of interest on probate duty paid in the estate of Grace James (deceased)... ..	116 10 1	
To pay final instalment on Conditional Purchase 74/1123, Cootamundra, in the name of the Bank of Australasia, erroneously credited to Conditional Purchase 72/1472 ... ..	2 0 0	
Tramway fares of Veterans at the Veterans' Home, La Perouse, visiting the city ... ..	25 12 5	
Fifield District—Cost of Cartage of Water to Residents ... ..	42 18 0	
Carried forward ... .. £	4,960 0 1	6,393 4 4
Carried forward ... .. £	.....	26,727 3 10



## CONSOLIDATED REVENUE FUND.

STATEMENT OF PAYMENTS from the Vote "Advance to Treasurer," 1920-21, on Account of Services of the Year 1920-21—*continued*.

HEAD OF SERVICE.	TO BE VOTED.	
	AMOUNT.	TOTAL.
	£ s. d.	£ s. d.
Brought forward ... .. £	.....	26,727 3 10
<b>No. V.—TREASURER AND SECRETARY FOR FINANCE AND TRADE—<i>continued</i>.</b>		
Brought forward ... .. £	.....	6,393 4 4
<b>MISCELLANEOUS SERVICES—<i>continued</i>.</b>		
Brought forward ... .. £	4,960 0 1	
Allowances to widows and dependents of Officers of the Treasury Department of a sum equivalent to the monetary value of extended leave of absence accumulated at time of death ...	1,921 1 0	
To pay officers of the Treasury Department granted extended leave of absence prior to retirement—further sum ... ..	341 15 4	
Refund of Pilotage, Harbour and Light Rates and Tonnage Dues, in certain cases—further sum ... ..	43 5 8	
Remuneration in connection with publicity matter for insertion in newspapers <i>re</i> Local Loan ... ..	250 1 6	
Paper Manufacture—Expenses of Experiments in connection therewith ... ..	477 15 5	
Rebate of Mint charges in connection with storage of gold at Royal Mint, Sydney ... ..	5 12 6	
Refund of Totalizator Dividends ... ..	17 12 9	
Totalizator Act 1916—To adjust deductions from Dividends in anticipation of Tax under Federal Income Tax of 1919, subsequently distributed by Racing Clubs to Hospitals ... ..	1,088 18 11	
David Berry Hospital Act, 1906—Cost of contour survey of land at Ball's Head ... ..	100 6 0	
Refund of Pilot License Fees ... ..	5 0 0	
Mr J. Ashdown (Navigation Department) Bonus for service in connection with taking tug "Alexandra" to Clarence River...	6 0 0	
Mr. F. J. Herlihy, Accountant and Sub-Manager, State Trawling Industry—Monetary value of leave of absence accrued at date of transfer to position ... ..	78 10 0	
		9,295 19 2
<b>TOTAL, TREASURER AND SECRETARY FOR FINANCE AND TRADE ... .. £</b>	.....	15,689 3 6
<b>No. VII.—DEPARTMENT OF THE ATTORNEY-GENERAL AND OF JUSTICE.</b>		
<b>MINISTERIAL OFFICE.</b>		
<i>Salaries—</i>		
Typist at £163 per annum from 10th March to 30th June, 1921... ..	50 2 6	
Shorthand-writer and Typist at £143 per annum from 10th March to 30th June, 1921 ... ..	44 0 0	
		94 2 6
<b>THE JUDGES.</b>		
<i>Salaries—</i>		
Salaries of Acting Judges of the Supreme Court and District Courts—further sum ... ..	.....	988 4 3
<b>SHERIFF.</b>		
Allowance at rate of £60 per annum to Mr. H. H. S. Chippindall whilst acting as Deputy Sheriff from 1st July to 11th December, 1920 ... ..	.....	27 0 8
<b>DISTRICT COURTS.</b>		
Clerk—Half-difference between £398 and £515 per annum, whilst acting as Chief Clerk from 18th November, 1920, to 12th February, 1921, and from 16th April to 30th June, 1921 ... ..	.....	26 4 0
Carried forward ... .. £	.....	1,135 11 5
Carried forward ... .. £	.....	42,416 7 4



## CONSOLIDATED REVENUE FUND.

STATEMENT OF PAYMENTS from the Vote "Advance to Treasurer," 1920-21, on Account of Services of the Year 1920-21—*continued*.

HEAD OF SERVICE.	TO BE VOTED.	
	AMOUNT.	TOTAL.
	£ s. d.	£ s. d.
Brought forward ... .. £	.....	42,416 7 4
<b>No. VII.—DEPARTMENT OF THE ATTORNEY-GENERAL AND OF JUSTICE—<i>continued</i>.</b>		
Brought forward ... .. £	.....	1,135 11 5
<b>REGISTRAR-GENERAL.</b>		
<i>Salaries—</i>		
<i>Junior Clerks—</i>		
1 at £84 10s. per annum, from 10th February to 30th June, 1921	25 0 8	
3 at £91 per annum each, from 10th February to 30th June, 1921	91 6 2	
1 at £71 10s. per annum, from 10th February to 2nd March, 1921, and at £91 per annum, from 3rd March to 30th June, 1921	37 0 9	
1 at £91 per annum, from 10th February to 30th June, 1921	37 18 5	
1 at £97 10s. per annum, from 11th May to 30th June, 1921	13 7 9	
1 at £1 3s. per week from 10th February to 10th April, 1921, and at £71 10s. per annum, from 11th April to 30th June, 1921	25 9 10	
1 at £1 12s. 6d. per week, from 16th May to 8th June, 1921, and at £84 10s. per annum, from 9th to 30th June, 1921 ...	10 11 3	
1 at £1 3s. per week, from 10th February to 30th June, 1921	23 3 10	
		263 18 8
<b>PUBLIC SERVICE BOARD.</b>		
<i>Salaries—</i>		
Clerical Relieving Staff ... ..	.....	69 4 6
<b>MISCELLANEOUS SERVICES.</b>		
Mr. W. Black, Crown Solicitor's Office—Bonus for extra duties in connection with the Closer Settlement Conveyancing Work	150 0 0	
Necessary Commodities Control Commission—Expenses ... ..	2,209 14 5	
Necessary Commodities Control Commission—Bonus to Mr. C. F. C. Evers, Chief Gas Examiner, for work performed in connection with request for permission to increase price of gas ... ..	15 0 0	
Necessary Commodities Control Commission—Bonus to Mr. A. J. Kent, for services as Investigating Accountant ... ..	105 0 0	
Mr. O. A. Willans, Registrar, District Court, Parkes—Refund as act of grace, being half judgment and costs in connection with issue of writ of execution ... ..	26 11 6	
Profiteering Prevention Act, 1920—Administrative Expenses ...	3,043 17 6	
Liquor Amendment Act, No. 42, 1919—Licenses Reduction Board (Section 8)—Administrative Expenses ... ..	2,130 18 7	
Mr. G. W. D. Porteous, Clerk, Crown Solicitor's Office—Bonus for extra services as Secretary to the Compensation Assessment Board ... ..	30 0 0	
Refund of estreated recognizances ... ..	38 17 0	
For Law Revision and Consolidation of Statutes, and additional expenses in connection with drafting of Bills generally—further sum ... ..	222 10 0	
Fox v. Adrian—Verdict and Costs in connection with action by Dr. George Fox, Balmain, against his imprisonment for disobeying an order to wear a mask during Influenza Epidemic. Verdict, £150; Taxed costs, £83 2s. 2d. ... ..	233 2 2	
Mr. F. R. E. Mauldon, Draftsman, Registrar General's Department—Difference between Y.M.C.A. pay and State pay for period, 4th November, 1918, to 10th August, 1919 ... ..	42 2 6	
To pay Widow of late Mr. W. A. Thomson, formerly Accountant, Department of Attorney-General and Justice, gratuity in respect of work performed outside of ordinary duties ...	150 0 0	
Mr. F. R. Wood—Bonus to cover extra work and expenses whilst acting as Clerk of Petty Sessions, Blayney ... ..	15 0 0	
To recoup Mr. A. R. Cooper—Value of Confiscated Sugar distributed to Charitable Institutions ... ..	228 10 6	
		8,641 4 2
<b>TOTAL, DEPARTMENT OF THE ATTORNEY-GENERAL AND OF JUSTICE...</b> ... .. £	.....	10,109 18 9
Carried forward ... .. £	.....	52,526 6 1



## CONSOLIDATED REVENUE FUND.

STATEMENT OF PAYMENTS from the Vote "Advance to Treasurer," 1920-21, on Account of Services of the Year 1920-21—continued.

HEAD OF SERVICE.	TO BE VOTED.	
	AMOUNT.	TOTAL.
	£ s. d.	£ s. d.
Brought forward ... .. £	.....	52,526 6 1
No. VIII.—SECRETARY FOR LANDS AND MINISTER FOR FORESTS.		
DEPARTMENT OF LANDS.		
<i>Salaries—</i>		
C.P. Inspector, Orange, at £365 per annum, from 22nd March to 30th June, 1921 ... ..	86 4 9	
C.P. Inspector, Wagga, at £365 per annum, from 9th March to 30th June, 1921 ... ..	112 6 0	
First Draftsman, Deeds Branch—Half difference between £394 and £469 per annum whilst acting in higher position from 27th August, 1920, to 9th February, 1921 ... ..	11 8 8	
First Clerk, Land Board Office, Orange—Half difference between £339 per annum and £469 per annum whilst acting in higher position from 28th May to 5th October, 1920 ... ..	10 6 1	
		220 5 6
<i>Contingencies—</i>		
Allowances at £31 5s. per annum for extra services whilst engaged performing higher duties—		
Mr. J. G. Stevens, Clerk, Miscellaneous £ s. d.		
Lease Branch ... .. 31 4 11		
Mr. J. L. Wiseman, Clerk, Miscellaneous		
Lease Branch ... .. 31 4 11		
		62 9 10
Allowance to Mr. J. Herlihy, Officer-in-charge, Closer Settlement Branch—At rate of £100 per annum, from 1st January, 1919, to 8th October, 1920, and at £85 per annum, from 9th October to 31st December, 1920 ... ..	197 0 11	
		259 10 9
MISCELLANEOUS SERVICES ( <i>Department of Lands</i> ).		
Gulgambone Water Supply—Cost of supplying Householders with Water ... ..	39 0 0	
Murrumburrah Turf Club Trustees—To pay interest on £3,500, purchase price of new Racecourse ... ..	124 1 6	
Mr. E. P. Fleming, Officer-in-charge of Bills and Regulations—Bonus for attendance at Parliament House ... ..	50 0 0	
National Park Trust—Part cost of printing Guide ... ..	170 11 0	
Legal Expenses in connection with Penrith Resumptions for Soldiers' Settlements ... ..	248 10 6	
Legal Expenses in connection with appraisements of Capital Value—Homestead Farms, Dunedoo Central ... ..	46 18 0	
C.P. Inspector, Mr. J. F. Finn—Gratuity for services rendered in District Survey Office, Tamworth, in connection with appraisement cases ... ..	20 0 0	
Government Savings Bank of New South Wales—To recoup loss incurred during 1919-1920 in connection with inspection of Closer Settlement Farms by Valuers of Bank over and above fees allowed by Minister for Lands ... ..	1,651 12 9	
Government Savings Bank of New South Wales—To recoup loss of time by Bank Valuers employed on Advisory Board work ... ..	61 10 6	
To pay Officers of the Lands Department who may be granted extended leave of absence prior to retirement—Further sum	1,633 15 2	
		4,045 19 5
Carried forward ... .. £	.....	4,525 15 8
Carried forward ... .. £	.....	52,526 6 1



## CONSOLIDATED REVENUE FUND.

STATEMENT OF PAYMENTS from the Vote "Advance to Treasurer," 1920-21, on Account of Services of the Year 1920-21—*continued.*

HEAD OF SERVICE.	TO BE VOTED.	
	AMOUNT.	TOTAL.
	£ s. d.	£ s. d.
Brought forward ... .. £	.....	52,526 6 1
No. VIII.—SECRETARY FOR LANDS AND MINISTER FOR FORESTS— <i>continued.</i>		
Brought forward ... .. £	.....	4,525 15 8
RETURNED SOLDIERS' SETTLEMENT BRANCH.		
<i>Salaries—</i>		
Director—Increase from £600 to £800 per annum for period 1st July, 1919, to 12th March, 1920 ... ..	139 15 8	
Clerk at £365 per annum, from 14th January to 30th June, 1921 ... ..	168 0 0	
" £273 " " 27th " 30th " 1921 ... ..	115 18 7	
" £222 " " 13th " 30th " 1921 ... ..	102 15 9	
Extra Clerical and other assistance—further sum ... ..	5,256 2 9	
		5,792 12 9
<i>Contingencies—</i>		
Allowance whilst acting as Director—		
Mr. E. P. Fleming, at £231 per annum, from 9th June, to 11th October, 1920 ... ..	79 9 5	
Mr. A. A. Watson, at £200 per annum, from 11th October, 1920, to 9th February, 1921 ... ..	67 0 6	
and at £179 per annum from 10th February to 30th June, 1921... ..	56 13 11	
	123 14 5	
Allowances whilst performing higher duties, to—		
Mr. H. H. Guest, Acting Chief Clerk, at £25 per annum, from 1st July to 10th October, 1920 ... ..	6 19 10	
and at £50 per annum, from 11th October, 1920, to 30th June, 1921 ... ..	46 5 6	
	53 5 4	
Mr. L. A. McInnes, Acting Senior Clerk, at £25 per annum, from 11th October, 1920, to 30th June, 1921 ... ..	17 19 7	
MISCELLANEOUS SERVICES ( <i>Returned Soldiers' Settlement Branch</i> ).		
Expenses of Royal Commission to inquire into Soldiers' Settlements ... ..	7,368 1 7	
To adjust liability of Settler J. W. Sproule, Oban Soldiers' Settlement, for fruit trees lost owing to drought ... ..	16 13 0	
To adjust liability of Settler W. H. Hearnden, Oban Soldiers' Settlement, for lucerne seed lost owing to drought ... ..	10 15 0	
		7,669 18 4
FORESTRY COMMISSION.		
<i>Salaries—</i>		
1 Forest Guard at £244 per annum, from 18th November, 1920, to 30th June, 1921 ... ..	150 2 8	
2 Forest Guards at £244 per annum each, from 16th December, 1920, to 30th June, 1921 ... ..	262 14 8	
		412 17 4
MISCELLANEOUS SERVICES ( <i>Forestry Commission</i> ).		
Mr. A. Helms—Expenses of visit to America and Europe ... ..	813 16 10	
Empire Timber Exhibition, London, 1920—Expenses of Representation ... ..	253 19 8	
		1,067 16 6
TOTAL, SECRETARY FOR LANDS AND MINISTER FOR FORESTS £	.....	19,459 0 7
Carried forward ... .. £	.....	71,985 6 8



## CONSOLIDATED REVENUE FUND.

STATEMENT OF PAYMENTS from the Vote "Advance to Treasurer," 1920-21, on Account of Services of the Year 1920-21—*continued*.

HEAD OF SERVICE.	TO BE VOTED.	
	AMOUNT.	TOTAL.
Brought forward ... .. £	£ s. d. .....	£ s. d. 71,985 6 8
No. IX.—MINISTER FOR PUBLIC WORKS.		
ESTABLISHMENT —		
<i>Salaries—</i>		
1 Draftsman at £465 per annum, from 2nd to 30th June, 1921	35 16 2	
1 Do £415 do do 2nd to 30th June, 1921	32 0 1	
1 Do £271 do do 2nd to 30th June, 1921	20 18 2	
2 Supervising Engineers at £415 per annum, from 2nd to 30th June, 1921 ... ..	63 19 2	
1 Supervising Engineer at £440 per annum, from 2nd to 30th June, 1921 ... ..	33 18 2	
1 Field Assistant at £364 per annum, from 2nd to 30th June, 1921 ... ..	28 0 0	
2 Tracers at £198 15s. per annum, from 2nd to 30th June, 1921 ... ..	30 13 0	
1 Helio. Assistant at £255 per annum, from 2nd to 30th June, 1921 ... ..	19 12 6	
1 Helio. Assistant at £222 per annum, from 2nd to 30th June, 1921 ... ..	17 2 2	
1 Clerk at £315 per annum, from 2nd to 30th June, 1921 ...	24 6 2	
1 Do £273 do do 2nd to 30th June, 1921 ...	21 0 0	
1 Do £260 do do 2nd to 30th June, 1921 ...	20 0 0	
£	347 5 7	
Less Amount chargeable to Loans ... ..	85 18 8	
£	261 6 11	
1 Architectural Draftsman at £300 per annum from 15th May to 1st June, 1921 ... ..	14 16 8	
1 Clerk at £260 per annum, from 15th May to 1st June, 1921	12 17 2	
		289 0 9
MISCELLANEOUS—		
Mr. J. Davis, Inspecting Engineer, London—Fees and other expenses in connection with reporting on London orders and other services ... ..	261 5 8	
Cost of permanent sockets for flagpoles, Macquarie-street and Martin Place ... ..	106 16 0	
Allowance to Mr. F. W. Jones whilst acting as Secretary to the Royal Commission of Inquiry into Railways and Tramways, from 5th October, 1920, to 30th June, 1921	55 7 5	
Swamp Drainage Trusts—Expenses of Inquiries <i>re</i> Tuckean, Newrybar, Mooball, and Crabbe's Creek Trusts ...	416 14 5	
		840 3 6
GOVERNMENT DOCKYARD, NEWCASTLE—		
<i>Salaries—</i>		
General Manager, at £1,250 per annum, from 1st July to 11th December, 1920 ... ..	576 18 0	
Do at £1,500 per annum, from 12th December, 1920, to 30th June, 1921 ... ..	794 3 6	
		1,371 1 6
METROPOLITAN BOARD OF WATER SUPPLY AND SEWERAGE—		
<i>Salaries—</i>		
Resident Engineer, Pott's Hill—Difference between £450 and £525, from 1st July, 1920, to 30th June, 1921...	75 0 0	
Increases to Salaries of Officers receiving £525 and upwards, owing to increased cost of living ... ..	369 11 3	
		444 11 3
Carried forward ... .. £	.....	2,944 17 0
Carried forward ... .. £	.....	71,985 6 8



## CONSOLIDATED REVENUE FUND.

STATEMENT OF PAYMENTS from the Vote "Advance to Treasurer," 1920-21, on Account of Services of the Year 1920-21—*continued*.

HEAD OF SERVICE.	TO BE VOTED.	
	AMOUNT.	TOTAL.
	£ s. d.	£ s. d.
Brought forward ... ..	£ .....	71,985 6 8
No. IX. MINISTER FOR PUBLIC WORKS— <i>continued</i> .		
Brought forward ... ..	£ .....	2,944 17 0
HUNTER DISTRICT WATER SUPPLY AND SEWERAGE BOARD.		
<i>Salaries—</i>		
Increases to Salaries of Officers receiving £525 per annum and upwards, owing to increased cost of living ... ..	89 16 11	
Marginal Increases under Board of Trade Declaration of 8th October, 1920 ... ..	568 15 10	
		1,058 12 9
<i>Contingencies—</i>		
Contingencies generally—further sum ... ..	.....	2,278 19 5
TOTAL, MINISTER FOR PUBLIC WORKS ... ..	£ .....	6,282 9 2
No. X.—PUBLIC INSTRUCTION.		
STATE CHILDREN RELIEF DEPARTMENT.		
<i>Salaries—</i>		
Inspector 3rd Class—Increase from £156 to £182 per annum from 1st October, 1920, to 6th April, 1921 ... ..	13 8 7	
Do at £182 per annum from 7th April to 30th June, 1921 ...	42 0 0	
		55 8 7
AUSTRALIAN MUSEUM.		
<i>Salaries—</i>		
Marginal Increases under Board of Trade's declaration of 8th October, 1920 ... ..	.....	395 14 4
Pension at rate of £104 per annum to Mr. Robert Grant, late employee, from 1st July, 1917, to 30th June, 1921 ... ..	416 0 0	
Pension at rate of £104 per annum to Mr. B. S. Lucas, late artificer, from 1st December, 1920, to 30th June, 1921... ..	70 0 0	
		486 0 0
PUBLIC LIBRARY OF NEW SOUTH WALES.		
<i>Salaries—</i>		
Library Assistant—Difference between £244 and £286 per annum from 4th April to 30th June, 1921 ... ..	.....	10 0 8
MISCELLANEOUS SERVICES—		
Allowances to Widows and Dependents of Officers of the Education Department of monetary value of extended leave due at time of death ... ..	1,697 2 10	
Flinders Statue for Mitchell Library—Cost of ... ..	1,000 0 0	
David Hadlow, School Pupil, Upper Gundaroo Public School—Claim and costs for injury by fall of building in school area ... ..	350 0 0	
H.M.S. "Renown"—Expenses of Visit of School Children ... ..	87 0 0	
Flying Officer C. K. C. Dagg, E.A.F.—Cost of Passage London to Sydney ... ..	96 0 0	
Hurlstone Agricultural High School—Refund to Head Master of public moneys stolen ... ..	6 0 0	
Kogarah Cookery School—To recoup cash stolen from safe ... ..	2 8 5	
		3,238 11 3
TOTAL, PUBLIC INSTRUCTION ... ..	£ .....	4,185 14 10
Carried forward ... ..	£ .....	82,453 10 8



## CONSOLIDATED REVENUE FUND.

STATEMENT OF PAYMENTS from the Vote "Advance to Treasurer," 1920-21, on Account of Services of the Year 1920-21—continued.

HEAD OF SERVICE.	TO BE VOTED.	
	AMOUNT.	TOTAL.
	£ s. d.	£ s. d.
Brought forward ... .. £	.....	82,453 10 8
 No. XI.—LABOUR AND INDUSTRY.		
LABOUR AND INDUSTRY.		
Immigration and Labour Exchanges Branch—		
Salaries—		
Director, State Labour Exchanges, at £600 per annum, for months of April, May, and June, 1920 ... ..	.....	150 0 0
Contingencies—		
Allowance at rate of £150 per annum each, from 1st July to 4th November, 1920, for performing higher duties—		
Mr. Chas. J. Bellemore, Chief Clerk, Labour Exchanges Section ... ..	£ s. d. 51 13 4	
Mr. A. S. Davies, Chief Clerk, Immigration Section ... ..	51 13 4	
	103 6 8	
Towards promoting Immigration and Advertising the State—further sum ... ..	2,000 0 0	
		2,103 6 8
MISCELLANEOUS SERVICES.		
Compensation to Miners for mining tools lost during 1917 Strike...	44 12 4	
A.N.A. Exhibition, Melbourne—Expenses representation of New South Wales ... ..	20 5 5	
Purchase of Motor-car for Ministerial use ... ..	943 15 5	
Broken Hill Miners' Dispute—Expenses of Conference ... ..	384 18 6	
Expenses of Royal Commission of Inquiry into Hours in Industry	1,045 17 10	
Miss D. Beeby—Bonus for acting as Secretary to Royal Commission of Inquiry into Hours in Industry ... ..	20 0 0	
Mr. D. F. Sawkins—Labour and Industry Department—Bonus for services rendered in connection with Royal Commission of Inquiry into Hours in Industry ... ..	10 0 0	
Oversea Settlement Committee, London—Visit of Delegation to New South Wales—Railway Fares ... ..	77 9 3	
		2,546 18 9
TOTAL, LABOUR AND INDUSTRY ... .. £	.....	4,800 5 5
 No. XII.—DEPARTMENT OF MINES.		
MINES.		
Miscellaneous Services—		
Rescue Apparatus—Purchase of ... ..	301 17 5	
Bonuses on account of services in connection with Inquiry into Mount Kembla Colliery Electrical Coal-cutting Machines to—		
	£ s. d.	
Mr. S. F. Griggs, Premier's Department ... ..	10 0 0	
Mr. J. G. Murphy, Mines Department ... ..	15 0 0	
	25 0 0	
		326 17 5
TOTAL, DEPARTMENT OF MINES... .. £	.....	326 17 5
Carried forward ... .. £	.....	87,580 13 6



## CONSOLIDATED REVENUE FUND.

STATEMENT OF PAYMENTS from the Vote "Advance to Treasurer," 1920-21, on Account of Services of the Year 1920-21—continued.

HEAD OF SERVICE.	TO BE VOTED.	
	AMOUNT.	TOTAL.
	£ s. d.	£ s. d.
Brought forward ... ..	£ .....	87,580 13 6
No. XIII.—DEPARTMENT OF AGRICULTURE.		
AGRICULTURE.		
Salaries—		
Clerk at £315 per annum, from 5th May to 30th June, 1921 ...	48 9 3	
Junior Clerk at £123 10s. per annum, from 13th January to 30th June, 1921 ... ..	57 0 1	
Architectural Cadet at £143 per annum, from 13th January to 30th June, 1921 ... ..	66 0 7	
Shorthand-writer and Typiste at £158 15s. per annum, from 7th April, to 30th June, 1921 ... ..	36 13 0	
Stock Assistant, Yanco Experiment Farm, at £265 per annum, from 2nd to 30th June, 1921 ... ..	20 8 2	
		228 11 1
GRAIN ELEVATORS.		
Salaries—		
Engineer's Clerk at £260 per annum, from 2nd to 30th June, 1920 .....		19 9 3
RURAL INDUSTRIES BOARD.		
Salaries—		
Clerk at £273 per annum, from 1st July, 1920, to 1st June, 1921, and at £300 per annum from 2nd to 30th June, 1921...	275 2 8	
Clerk at £290 per annum, from 1st January to 30th June, 1921...	135 5 10	
		410 8 6
Contingencies—		
Allowance at £100 per annum to Accountant, in lieu of overtime, for period 1st January to 31st March, 1921 ... ..		24 14 3
STOCK AND BRANDS.		
Salaries—		
Temporary Acting Inspector of Stock at £300 per annum, from 7th May to 30th June, 1921 ... ..		148 6 11
MISCELLANEOUS SERVICES.		
Allowance to Scientific Cadet (former Rhodes Scholar)—Pursuing Studies in America ... ..	10 14 3	
Country Silos—Payment on account of Cartage in connection Concrete Steel Company ... ..	195 15 9	
De Lauret & Co. v. Whitfeld—To cover Counsel's fees and other expenses for loss sustained through Wheat Board preventing Sale of Wheat ... ..	460 4 4	
Mr. L. Judd, Assistant Inspector of Agriculture—Allowance at rate of £100 per annum whilst attached to Rural Industries Board from 3rd May to 31st October, 1920 ... ..	68 1 0	
Cost of Freight on Sugar carried at Starving Stock Rates for Starving Bees ... ..	15 17 1	
Mr. H. Ackerman, formerly Carter, Centennial Park—Monetary value of sick and other leave due ... ..	13 10 0	
To provide for Five Additional Anzac Memorial Bursaries at Hawkesbury Agricultural College ... ..	1 10 0	
		765 12 5
Carried forward ... ..	£ .....	1,597 2 5
Carried forward ... ..	£ .....	87,580 13 6



## CONSOLIDATED REVENUE FUND.

STATEMENT OF PAYMENTS from the Vote "Advance to Treasurer," 1920-21, on Account of Services for the Year 1920-21—*continued*.

HEAD OF SERVICE.	TO BE VOTED.	
	AMOUNT.	TOTAL.
	£ s. d.	£ s. d.
Brought forward ... ..	£ .....	87,580 13 6
No. XIII.—DEPARTMENT OF AGRICULTURE— <i>continued</i> .		
Brought forward ... ..	£ .....	1,597 2 5
WATER CONSERVATION AND IRRIGATION COMMISSION.		
<i>Miscellaneous Services—</i>		
Mr. W. N. Sendall, Commissioner—Monetary value of extended leave due at date of retirement—payment for period 20th April to 30th June, 1921 ... ..	248 5 1	
Mr. G. B. Newman, Field Assistant, Narrabri—Monetary value of leave of absence due prior to termination of services ... ..	88 9 5	
Purchase of Motor-car for use of Official Trustee—Bore Water Trusts ... ..	595 0 0	
Mr. A. C. M. Lockhart—Monetary value of two weeks' leave, granted whilst acting as Deputy Resident Commissioner ... ..	26 18 5	
Honorariums for Special Services in connection with Burrinjuck Arbitration Claim and Spillways Report—		
Mr. J. J. G. Bradfield, Chief Engineer for Metropolitan Railway Construction... £52 10 0		
Mr. E. M. de Burgh, Chief Engineer for Water Supply and Sewerage ... .. 52 10 0		
	105 0 0	
Mrs. R. Confoy—Compensation for injuries sustained by her two children and damage to property caused by bolting of horse-team at Whitton... ..	160 0 0	
Murrumbidgee Irrigation Areas—Value of Tenant Rights, Farm No. 6, Mirrool ... ..	182 9 0	
Cost of Bores Sunk in Drought-Stricken areas—		
Ariah Park Bore ... .. £216 5 8		
Emerald Hill Bore ... .. 159 2 6		
Fifield Temporary Common Bore ... .. 350 0 0		
	725 8 2	
		2,131 10 1
TOTAL, DEPARTMENT OF AGRICULTURE ... ..	£ .....	3,728 12 6
XIV.—LOCAL GOVERNMENT.		
VALUATION BUREAU.		
<i>Salaries—</i>		
1 Valuer, Riverina District, at £450 per annum from 2nd March, 1921, to 30th June, 1921 ... ..	148 7 0	
Junior Clerks—		
1 at £60 per annum from 5th May to 30th June, 1921 ... ..	9 4 4	
1 at £70 " " 22nd March to 30th June, 1921... ..	21 10 8	
1 at £91 " " 16th May to 30th June, 1921 ... ..	11 5 0	
1 at £1 15s. per week from 22nd March to 30th June, 1921	25 7 6	
1 at £1 12s. 6d. " " 5th May to 30th June, 1921 ... ..	13 5 5	
		228 19 11
MISCELLANEOUS SERVICES.		
Surf Bathing Association—Cost of Printing Handbook ... ..	50 0 0	
Ferry Recoupment—To recoup Shires and Municipalities for increase of working Public Ferries due to the Remission of Tolls—further sum ... ..	329 15 1	
		379 15 1
TOTAL, LOCAL GOVERNMENT ... ..	£ .....	608 15 0
GRAND TOTAL ... ..	£ .....	*91,918 1 0

\* See page 34.

The Treasury, New South Wales,  
Sydney, 11th August 1921.

JOHN T. LANG,  
Treasurer.



## G.

## Detail Statement of Receipts Returned.

ABSTRACT of REFUNDS of EXCESS RECEIPTS from the CONSOLIDATED REVENUE FUND during the Financial Year ended 30th June, 1921.

(See pages 6 to 14.)

HEAD OF RECEIPT.	Amount.	Total.
	£ s. d.	£ s. d.
<b>GOVERNMENTAL.</b>		
<b>Taxation—</b>		
Stamp Duties ... ..	14,098 13 0	
Probate and Death Duties ... ..	3,296 9 1	17,395 2 1
Income Tax ... ..	55,496 10 1	
Motor Vehicle Tax ... ..	163 5 6	
<b>Betting Taxes—</b>		
Bookmakers... ..	152 10 0	
Totalisator ... ..	42 6 6	
Licenses ... ..	801 16 0	
Land Tax ... ..	35 1 4	56,691 9 5
<b>Land Revenue—</b>		
Alienation ... ..	13,796 8 0	
<b>Annual Land Revenue—</b>		
Interest on Land conditionally purchased ... ..	12 16 11	
Pastoral Occupation ... ..	9,597 14 6	
Western Lands Division ... ..	515 7 1	
Miscellaneous Land Receipts ... ..	20,549 3 10	
Mining Occupation... ..	2,072 1 1	46,543 11 5
<b>Receipts for Services rendered—</b>		
Pilotage, Harbour and Light Rates and Fees ... ..	711 8 3	
Agricultural Colleges and Farms Account ... ..	338 18 2	
Fees ... ..	1,457 19 9	
Miscellaneous Services Rendered ... ..	687 13 8	3,195 19 10
<b>General Miscellaneous Receipts—</b>		
Rents (exclusive of Land) ... ..	148 16 10	
Fines and Forfeitures... ..	655 14 11	
Forestry ... ..	649 5 3	
Country Town Water Supply Works—Interest ... ..	145 16 9	
Water Conservation and Irrigation Commission ... ..	17 19 0	
Public Service Superannuation Act ... ..	15 8 8	
Darling Harbour Reserved Area ... ..	59 13 11	
Unclaimed Moneys Act No. 11, 1907 ... ..	64 19 10	
Unclassified Receipts ... ..	9,097 19 11	
Water Act ... ..	29 1 8	10,884 16 9
<b>Total Governmental</b> ... ..	£ .....	134,710 19 6
<b>BUSINESS UNDERTAKINGS OF THE STATE.</b>		
<b>Chief Commissioner for Railways and Tramways—</b>		
Railways ... ..	£391,797 4 1	
Tramways ... ..	1,169 5 9	392,966 9 10
Sydney Harbour Trust Commissioners ... ..	3,068 14 2	
<b>Metropolitan Board of Water Supply and Sewerage—</b>		
Water Rates ... ..	£1,590 6 1	
Sewerage Rates ... ..	13 16 8	1,604 2 9
<b>Hunter District Water Supply and Sewerage Board—</b>		
Water Rates ... ..	£43 6 4	
Sewerage Rates ... ..	37 3 4	80 9 8
<b>Total Business Undertakings</b> ... ..	£ .....	397,719 16 5
<b>Total Refunds of Excess Receipts</b> ... ..	£ .....	532,430 15 11



# CONSOLIDATED REVENUE FUND.

## Statement H.

SECTION 32, SUBSECTION 3, OF AUDIT ACT, 1902.

STATEMENT of unpaid Accounts rendered during the year 1920-21, which, at the close of the year, were lying in the Treasury and the various Departments of the Service.

DEPARTMENT.						TOTAL CLAIMS TO 30TH JUNE, 1921.	
						£ s. d.	£ s. d.
<b>GOVERNMENTAL.</b>							
Premier	...	...	...	...	...	1,181 11 3	
Colonial Secretary and Minister for Housing	...	...	...	...	...	13,639 3 9	
Minister for Public Health and Motherhood	...	...	...	...	...	15,429 17 11	
Treasurer and Secretary for Finance and Trade	...	...	...	...	...	74,083 17 8	
Department of the Attorney-General and of Justice	...	...	...	...	...	1,113 3 7	
Secretary for Lands and Minister for Forests	...	...	...	...	...	3,050 1 11	
Minister for Public Works	...	...	...	...	...	7,939 18 6	
Public Instruction	...	...	...	...	...	28,360 6 4	
Department of Labour and Industry	...	...	...	...	...	659 16 0	
Secretary for Mines	...	...	...	...	...	316 7 0	
Department of Agriculture	...	...	...	...	...	2,761 6 11	
							148,535 10 10
<b>BUSINESS UNDERTAKINGS OF THE STATE.</b>							
Chief Commissioner for Railways and Tramways	...	...	...	...	...	12,433 14 11	
Sydney Harbour Trust Commissioners	...	...	...	...	...	2,376 0 0	
Metropolitan Board of Water Supply and Sewerage	...	...	...	...	...	891 17 0	
Hunter District Water Supply and Sewerage Board	...	...	...	...	...	848 5 6	
							16,549 17 5
Total	...	...	...	...	...	£ .....	165,085 8 3

## Statement I.

SECTION 32, SUBSECTION 3, OF AUDIT ACT, 1902.

STATEMENT of all Revenue and Receipts payable by law to the Consolidated Revenue Fund on or before the 30th day of June, 1921, which had not reached the Treasury at the close of the year.

COLLECTING OFFICER.						AMOUNT ON 30TH JUNE, 1921.	
						£ s. d.	£ s. d.
<b>GOVERNMENTAL.</b>							
In Suspense Account at Treasury	...	...	...	...	...	679 14 6	
Commissioners of Taxation	...	...	...	...	...	296,264 19 4	
Estimated Arrears of Land Revenue	...	...	...	...	...	155,400 0 0	
Clerks of Petty Sessions, Crown Land Agents, and Mining Registrars, &c.	...	...	...	...	...	44,115 11 5	
Country Towns Water Supply Works—Outstanding Interest	...	...	...	...	...	31,276 0 10	
Do do Sewerage do do do do	...	...	...	...	...	7,514 12 9	
Water and Drainage Trusts Accounts, &c.—Outstanding Interest, &c.	...	...	...	...	...	5,305 12 7	
Municipal Councils—Interest due on Works	...	...	...	...	...	45 6 0	
							540,601 17 5
<b>BUSINESS UNDERTAKINGS OF THE STATE.</b>							
Chief Commissioner for Railways and Tramways	...	...	...	...	...	99,020 1 9	
Sydney Harbour Trust Commissioners	...	...	...	...	...	4,330 0 0	
Metropolitan Board of Water Supply and Sewerage	...	...	...	...	...	12,333 12 6	
Hunter District Water Supply and Sewerage Board	...	...	...	...	...	473 17 6	
							116,157 11 9
Total	...	...	...	...	...	£ .....	656,759 9 2
Total, per Statement I							£ 656,759 9 2
Total, per Statement H							£ 165,085 8 3
Receipts in excess of Expenditure not brought to Account on 30th June, 1921							£ 491,674 0 11



# No. 2. SPECIAL DEPOSITS ACCOUNT.

STATEMENT of DEPOSITS and RE-ISSUES in the Year ended 30th June, 1921.

ACCOUNTS.	CREDIT BALANCES ON 30TH JUNE, 1920.	DEPOSITS IN THE YEAR ENDED 30TH JUNE, 1921.	TOTAL.	RE-ISSUES IN THE YEAR ENDED 30TH JUNE, 1921.	CREDIT BALANCES ON 30TH JUNE, 1921.
	£ s. d.	£ s. d.	£ s. d.	£ s. d.	£ s. d.
Blockholders' Loan Fund (Act No. 69 of 1901) ...	2,000 7 7	.....	2,000 7 7	.....	2,000 7 7
Crown Leases Security Deposit Account ...	1,245 0 0	.....	1,245 0 0	.....	1,245 0 0
Elder's Trustee and Executor Co., Ltd. (Private Act, 24th December, 1920) ...	.....	20,000 0 0	20,000 0 0	.....	20,000 0 0
Fixed Deposits Account ...	565,100 14 10	240,000 0 0	805,100 14 10	805,100 0 0	0 14 10
Government Savings Bank of New South Wales Deposit Account ...	2,897,514 1 7	250,000 0 0	3,147,514 1 7	14 1 7	3,147,500 0 0
Government Savings Bank of New South Wales Advances Deposit Account ...	650,000 0 0	.....	650,000 0 0	150,000 0 0	500,000 0 0
Housing Fund (Act No. 7 of 1912)—					
Capital Account ...	41,914 1 5	355,658 15 11	397,572 17 4	384,356 5 3	13,216 12 1
Revenue Account ...	16,226 0 5	39,152 5 8	55,378 6 1	18,238 12 11	37,139 13 2
Municipal Council of Sydney—					
Moore-street Improvement Loan Sinking Fund ...	428 0 5	14 15 4	442 15 9	.....	442 15 9
Public Markets Loan Sinking Fund ...	1,024 11 7	25 12 4	1,050 3 11	.....	1,050 3 11
1901 City Loan Sinking Fund ...	1,722 8 10	22 8 6	1,744 17 4	.....	1,744 17 4
1903 Streets Loan Sinking Fund ...	2,014 5 9	12 10 0	2,026 15 9	.....	2,026 15 9
1905 Streets Loan Sinking Fund ...	829 13 5	20 6 4	849 19 9	.....	849 19 9
1910 Streets Loan Sinking Fund ...	1,122 4 11	8 1 10	1,130 6 9	.....	1,130 6 9
1912 Streets Loan Sinking Fund ...	1,195 18 0	10 0 2	1,205 18 2	.....	1,205 18 2
1919 Streets Loan Sinking Fund ...	.....	1 0 0	1 0 0	.....	1 0 0
Electric Light Loan Sinking Fund ...	6,653 12 9	36 12 6	6,690 5 3	.....	6,690 5 3
Realization of Stock Sinking Fund ...	1,183 10 11	36 13 9	1,220 4 8	.....	1,220 4 8
Resumptions Sinking Fund ...	7,587 12 6	48 15 9	7,636 8 3	.....	7,636 8 3
Resumptions Sinking Fund (Buildings) ...	708 12 0	10 2 0	718 14 0	.....	718 14 0
Camperdown Ward Loan Sinking Fund ...	388 10 1	23 0 9	411 10 10	.....	411 10 10
Municipal Markets Loan Sinking Fund ...	2,316 18 7	22 11 3	2,339 9 10	.....	2,339 9 10
" " Queen Victoria Building Loan Sinking Fund ...	23 10 3	0 12 7	24 2 10	.....	24 2 10
Public Service Assurance Account ...	1,313 12 8	19 4 11	1,332 17 7	799 15 8	533 1 11
Public Trustee—Unclaimed Balances of Intestate Estates Account ...	50,457 4 10	10,054 12 10	60,511 17 8	863 4 9	59,648 12 11
Treasury Guarantee Fund ...	23,821 12 4	2,262 10 2	26,084 2 6	972 2 0	25,112 0 6
Treasury Fire Insurance Fund ...	165,057 19 11	115,603 10 8	280,661 10 7	92,626 16 3	188,034 14 4
Treasury Workmen's Compensation Fund ...	36,723 17 1	43,739 14 4	80,463 11 5	25,046 7 11	55,417 3 6
The Union Trustee Company of Australia, Limited ( <i>Private Act</i> ) ...	20,000 0 0	.....	20,000 0 0	.....	20,000 0 0
Water and Drainage Loan Redemption Fund (Act No. 44 of 1912) ...	64,987 13 5	8,102 12 8	73,090 6 1	.....	73,090 6 1
State Debt Commissioners' Deposit Account ...	117,213 18 10	375,369 0 5	492,582 19 3	350,020 0 5	142,562 18 10
Carried forward ...	£ 4,680,775 14 11	1,460,255 10 8	6,141,031 5 7	1,828,037 6 9	4,312,993 18 10



## SPECIAL DEPOSITS ACCOUNT—continued.

ACCOUNTS.	CREDIT BALANCES ON 30TH JUNE, 1920.	DEPOSITS IN THE YEAR ENDED 30TH JUNE, 1921.	TOTAL.	RE-ISSUES IN THE YEAR ENDED 30TH JUNE, 1921.	CREDIT BALANCES ON 30TH JUNE, 1921.
	£ s. d.	£ s. d.	£ s. d.	£ s. d.	£ s. d.
Brought forward ... ..	£ 4,680,775 14 11	1,460,255 10 8	6,141,031 5 7	1,828,037 6 9	4,312,993 18 10
State Debt Commissioners' Trust Accounts (Act No. 19 of 1904)—					
Municipal Council of Sydney Sinking Fund (Act 50 Vic. No. 13)...	138,590 8 11	7,640 2 10	146,230 11 9	.....	146,230 11 9
Testamentary and Trust Fund (Perpetual and Permanent Trustee Companies Acts)	1,282 7 3	28 8 3	1,310 15 6	.....	1,310 15 6
Bankruptcy Suits Fund (Act No. 25 of 1898) ... ..	3,150 0 5	425 9 8	3,575 10 1	968 4 8	2,607 5 5
Bankruptcy Unclaimed Dividend Fund (Act No. 25 of 1898) ... ..	5,427 18 6	997 7 10	6,425 6 4	473 17 8	5,951 8 8
Seamen's Wages ... ..	1,432 17 9	623 0 1	2,055 17 10	808 11 10	1,247 6 0
Trust Moneys (Act No. 25 of 1898) (see page 65) ... ..	5,134 10 11	1,669 6 5	6,803 17 4	1,578 5 1	5,225 12 3
Unclaimed Moneys ... ..	8,053 12 3	3,284 6 2	11,337 18 5	4,994 8 3	6,343 10 2
Centenary Park Land Sales Account (Act No. 23 of 1904) ... ..	91 19 10	.....	91 19 10	91 19 10	.....
Commonwealth Government Advances to State re Settlement of Returned Soldiers ...	1,996,731 2 3	4,268,403 19 8	6,265,135 1 11	8,151 13 1	6,256,983 8 10
Commonwealth Government Advances under Wheat Storage Act, 1917 ... ..	750,000 0 0	250,000 0 0	1,000,000 0 0	750,000 0 0	250,000 0 0
Commonwealth Territory Trust Account ... ..	510 8 6	943 5 7	1,453 14 1	1,002 8 4	451 5 9
Forestry Act No. 55 of 1916 (Section 13) ... ..	40,972 13 11	98,836 17 5	139,809 11 4	110,214 14 4	29,594 17 0
Government Dockyard and Newcastle Workshops Store Advance Account ... ..	35,277 0 4	631,969 8 11	667,246 9 3	664,605 18 2	2,640 11 1
Government Railways Superannuation Account (Act No. 30 of 1912) ... ..	45,303 17 6	150,375 19 8	195,679 17 2	159,864 19 2	35,814 18 0
Hunter District Water Supply and Sewerage Board—					
Store Advance Account ... ..	4,771 6 9	49,986 1 11	54,757 8 8	52,623 0 5	2,134 8 3
Deferred Payments Account... ..	5,203 16 11	13,553 8 10	18,757 5 9	11,741 9 0	7,015 16 9
Imported Fodder Sales Account ... ..	2,971 14 7	.....	2,971 14 7	.....	2,971 14 7
Imperial Pensions Account... ..	.....	104,178 4 7	104,178 4 7	104,178 4 7	.....
Income Tax Suspense Account ... ..	11 0 0	.....	11 0 0	6 10 0	4 10 0
Industrial Undertakings (Act No. 22 of 1912)—					
State Brickworks—					
Homebush Working Account ... ..	27,205 17 9	126,118 10 6	153,324 8 3	132,312 2 3	21,012 6 0
Homebush Reserve Account ... ..	29,182 18 0	1,426 4 10	30,609 2 10	5,507 16 8	25,101 6 2
Botany Working Account ... ..	44 3 0	.....	44 3 0	.....	44 3 0
Craven and Gloucester Sawmills and Hewn Timber Supply Works ... ..	1,549 16 6	56,642 18 7	58,192 15 1	58,023 18 5	168 16 8
State Limeworks Working Account... ..	477 8 0	.....	477 8 0	.....	477 8 0
State Metal Quarries Working Account ... ..	9,983 1 3	195,315 8 3	205,298 9 6	198,031 11 8	7,266 17 10
State Metal Quarries Reserve Account ... ..	15 14 11	17,414 3 1	17,429 18 0	17,373 1 5	56 16 7
State Timber Yards and Building Workshops at Uhr's Point ... ..	23,522 1 6	432,499 4 8	456,021 6 2	449,553 9 0	6,467 17 2
State Power Station, Uhr's Point ... ..	6,538 8 6	6,498 1 8	13,036 10 2	4,436 18 1	8,599 12 1
State Monier Pipe and Reinforced Concrete Works ... ..	57 16 10	86,568 19 11	86,626 16 9	81,993 14 3	4,633 2 6
State Monier Pipe and Reinforced Concrete Works Reserve Account ... ..	13,090 0 0	613 8 9	13,703 8 9	11,652 10 10	2,050 17 11
State Clothing Factory Working Account ... ..	653 11 2	39,378 8 9	40,031 19 11	39,412 6 11	619 13 0
State Drug Dépôt ... ..	1,795 11 4	29,431 11 3	31,227 2 7	30,551 19 10	675 2 9
Carried forward ... ..	£ 7,839,809 0 3	8,035,077 18 9	15,874,886 19 0	4,728,191 0 6	11,146,695 18 6



No. 2—continued.  
SPECIAL DEPOSITS ACCOUNT—continued.

ACCOUNTS.	CREDIT BALANCES ON 30TH JUNE, 1920.	DEPOSITS IN THE YEAR ENDED 30TH JUNE, 1921.	TOTAL.	RE-ISSUES IN THE YEAR ENDED 30TH JUNE, 1921.	CREDIT BALANCES ON 30TH JUNE, 1921.
	£ s. d.	£ s. d.	£ s. d.	£ s. d.	£ s. d.
Brought forward ... ..	£ 7,839,809 0 3	8,035,077 18 9	15,874,886 19 0	4,728,191 0 6	11,146,695 18 6
Industrial Undertakings (Act No. 22 of 1912)—continued—					
State Quarry at Maroubra ... ..	5,620 19 2	12,864 4 10	18,485 4 0	18,485 4 0	* .....
"    "    Reserve Account ... ..	2,060 0 0	96 16 1	2,156 16 1	2,156 16 1	* .....
Rozelle Joinery Works Account ... ..	4,378 3 10	.....	4,378 3 10	.....	4,378 3 10
Building Construction Branch Working Account ... ..	53,571 18 5	158,146 12 1	211,718 10 6	186,348 4 10	25,370 5 8
"    "    Reserve Account ... ..	5,284 12 2	2,407 17 10	7,692 10 0	.....	7,692 10 0
State Bakery Working Account ... ..	347 13 11	36,175 17 10	36,523 11 9	35,101 11 10	1,421 19 11
"    "    Reserve Account ... ..	5 15 3	2,073 9 2	2,079 4 5	1,653 2 7	426 1 10
State Motor Garage Working Account ... ..	4,170 9 0	28,193 14 10	32,364 3 10	28,420 0 10	3,944 3 0
State Trawlers Working Account ... ..	2,750 9 3	119,627 2 5	122,377 11 8	117,302 10 2	5,075 1 6
Murrumbidgee Irrigation Areas Working Account ... ..	4,323 12 10	360,938 0 6	365,261 13 4	359,532 8 1	5,729 5 3
Broken Hill Water Supply Administration Act No. 43, 1916 ... ..	204,395 7 7	56,468 19 11	260,864 7 6	41,455 11 7	219,408 15 11
Junee Water Supply Account (Act No. 59, 1915) ... ..	8,182 1 9	12,618 14 2	20,800 15 11	11,156 3 2	9,644 12 9
"    "    Renewal Account ... ..	413 4 1	12 8 4	425 12 5	.....	425 12 5
Metropolitan Board of Water Supply and Sewerage—					
Store Advance Account ... ..	3,041 8 7	87,476 5 5	90,517 14 0	83,280 7 5	7,237 6 7
Trust Account ... ..	4,431 1 11	5,987 3 2	10,418 5 1	7,141 3 10	3,277 1 3
Sewerage Contractors' Advance Account ... ..	759 10 10	10,900 4 5	11,659 15 3	11,493 9 0	166 6 3
Norton Griffiths & Co.—Store Advance Account ... ..	17,130 4 5	2,872 13 1	20,002 17 6	20,002 17 6	.....
Police Superannuation and Reward Fund (Act No. 28 of 1906) ... ..	2,402 0 5	135,160 18 11	137,562 19 4	136,597 3 0	965 16 4
Poundage ... ..	170 16 4	22 1 9	192 18 1	6 16 6	186 1 7
Public Works Department—					
Public Works and Railway Construction Stores Advance Account ... ..	162,784 1 7	93,381 7 9	256,165 9 4	188,282 9 5	67,882 19 11
Services for other Branches and Departments ... ..	4,361 16 6	3,299 4 8	7,661 1 2	6,225 1 0	1,436 0 2
Railway Store Advance Account ... ..	62,666 1 6	5,156,141 18 6	5,218,808 0 0	5,216,925 13 0	1,882 7 0
Resumed Properties—Store Advance Account ... ..	.....	5,126 2 5	5,126 2 5	4,631 17 7	494 4 10
Revenue Suspense Account ... ..	22,128 11 3	756,861 17 8	778,990 8 11	763,145 11 0	15,844 17 11
State Superannuation Board Account ... ..	15,392 5 5	372,584 11 1	387,976 16 6	357,253 15 11	30,723 0 7
Sydney Harbour Trust Store Advance Account ... ..	947 17 6	182,852 13 9	183,800 11 3	173,236 19 1	10,563 12 2
The Compensation Fund (Liquor Amendment Act No. 42 of 1919) ... ..	65,163 12 0	221,490 18 8	286,654 10 8	41,998 16 7	244,655 14 1
The Falkiner Scholarship Fund ... ..	217 4 9	125 0 0	342 4 9	76 16 3	265 8 6
The "Sobraon" Fund ... ..	10,000 0 0	.....	10,000 0 0	.....	10,000 0 0
Unclaimed Salaries and Wages Account ... ..	13,204 7 4	4,112 13 11	17,317 1 3	8,257 9 5	9,059 11 10
Wire Netting—Working Capital Account ... ..	.....	54,301 19 2	54,301 19 2	50,436 4 6	3,865 14 8
Sundry Deposits Account ... ..	714,636 1 7	1,624,707 1 9	2,339,343 3 4	1,644,409 19 5	694,933 3 11
TOTALS ... ..	£ 9,234,750 9 5	17,542,106 12 10	26,776,857 2 3	14,243,205 4 1	12,533,651 18 2

The Treasury, New South Wales,  
Sydney, 11th August, 1921.

\* Amalgamated with Building Construction Branch.

† See page 218.

A. LYNCH,  
Acting Comptroller of Accounts.

JOHN T. LANG,  
Treasurer.

I HEREBY CERTIFY that the above statement represents the actual deposits with, and re-issues by, the Treasurer, during the year ended 30th June, 1921, on behalf of the Accounts mentioned therein.

Given under my hand, this 22nd day of September, 1921.

F. A. COGHLAN,  
Auditor-General.



# Statement J.

## TRUST MONEYS (INSOLVENT ESTATES) DEPOSIT ACCOUNT.

STATEMENT of TRUST MONEYS (Insolvent Estates) deposited in the TREASURY, and of the RE-ISSUES in the Year ended 30th June, 1921.

OFFICER DEPOSITING.	CREDIT BALANCE ON 30TH JUNE, 1920.	DEPOSITS IN THE YEAR ENDED 30TH JUNE, 1921.	TOTAL	RE-ISSUES IN THE YEAR ENDED 30TH JUNE, 1921.	CREDIT BALANCE ON 30TH JUNE, 1921.
Official Assignee in Insolvency—	£ s. d.	£ s. d.	£ s. d.	£ s. d.	£ s. d.
W. H. Palmer ... ..	5,134 10 11	1,669 6 5	6,803 17 4	1,578 5 1	5,225 12 3
TOTALS (see page 63, ... ..)	5,134 10 11	1,669 6 5	6,803 17 4	1,578 5 1	5,225 12 3

The Treasury, New South Wales,  
Sydney, 11th August, 1921.

A. LYNCH,  
Acting Comptroller of Accounts.

JOHN T. LANG,  
Treasurer.



No. 3.

## SPECIAL ACCOUNTS.

STATEMENT of RECEIPTS and PAYMENTS in the Year ended 30th June, 1921.

ACCOUNTS.								CREDIT BALANCES ON 30TH JUNE, 1920.	RECEIPTS IN THE YEAR ENDED 30TH JUNE, 1921.	TOTAL.	PAYMENTS IN THE YEAR ENDED 30TH JUNE, 1921.	CREDIT BALANCES ON 30TH JUNE, 1921.
								£ s. d.	£ s. d.	£ s. d.	£ s. d.	£ s. d.
Colonial Treasurer's—												
Master in Equity Account	...	...	...	...	...	...	...	131,327 12 4	172,306 13 0	303,634 5 4	186,455 13 11	117,178 11 5
Master in Lunacy Account	...	...	...	...	...	...	...	14,790 11 1	208,309 19 10	223,100 10 11	207,787 12 8	15,312 18 3
Public Trustee Account	...	...	...	...	...	...	...	445,470 11 1	647,784 12 9	1,093,255 3 10	685,855 6 10	407,399 17 0
Prothonotary Account	...	...	...	...	...	...	...	2,934 6 6	29,743 19 10	32,678 6 4	26,167 7 1	6,510 19 3
Registrar of Probates Account	...	...	...	...	...	...	...	19,247 8 2	846 2 6	20,093 10 8	2,291 13 10	17,801 16 10
TOTAL ...								£ 613,770 9 2	1,058,991 7 11	1,672,761 17 1	1,108,557 14 4	*564,204 2 9

\* See page 218.

The Treasury, New South Wales,  
Sydney, 11th August, 1921.A. LYNCH,  
Acting Comptroller of Accounts.JOHN T. LANG,  
Treasurer.



---

No. 4.

---

THE CLOSER SETTLEMENT ACCOUNT.

---

ACCOUNT CURRENT

OF

RECEIPTS AND EXPENDITURE

IN THE

YEAR ENDED 30TH JUNE, 1921.

---



## CLOSER SETTLE

Dr. ACCOUNT CURRENT of RECEIPTS and

PARTICULARS OF RECEIPTS.	AMOUNT.	TOTAL.
	£ s. d.	£ s. d.
To Receipts:—		
Repayment to credit of the undermentioned Vote—Previous years—		
For the acquisition of Land for the purposes of Closer Settlement, and Contingent Expenses in connection therewith ... ..	.....	105 2 9
Receipts under Closer Settlement Acts—		
On Account of various Estates acquired for Closer Settlement purposes...	319,795 13 1	
Less Receipts Returned ... ..	7,532 14 0	312,262 19 1
On Account of Improvement Leases, &c., resumed under the Closer Settlement Act No. 74, 1912 ... ..	9,386 10 9	
Less Receipts Returned ... ..	47 9 8	9,339 1 1
Carried forward ... ..	£ .....	321,707 2 11

## MENT ACCOUNT.

EXPENDITURE in the Year ended 30th June, 1921.

Cr.

PARTICULARS OF EXPENDITURE.	PURCHASE MONEY.	CONTINGENT EXPENSES.	TOTAL.
	£ s. d.	£ s. d.	£ s. d.
By Payments:—			
For the acquisition of Land for the purposes of Closer Settlement, and Contingent Expenses in connection therewith, on account of the undermentioned Estates:—			
Airlie Estate (No. 2) ... ..	1,016 6 3	.....	.....
Afton Estate ... ..	13,972 7 0	.....	.....
Anderson's Farm (No. 6) ... ..	2 13 3	.....	.....
Auburn Park Farm ... ..	18 7 3	.....	.....
Allan's Farm ... ..	28 2 1	.....	.....
Andrews' Farm (No. 3) ... ..	2,673 2 6	.....	.....
Anderton's Farm ... ..	312 11 7	.....	.....
Arthur's Farm ... ..	1,733 2 11	.....	.....
Adamson's Estate ... ..	5,043 13 9	.....	.....
Allum's Farm ... ..	1,600 0 0	.....	.....
Alexander's Farm (No. 3) ... ..	1,538 5 7	.....	.....
Balfour's Farm (No. 4) ... ..	3,002 4 3	.....	.....
Best's Farm (No. 5) ... ..	1,097 10 4	.....	.....
Bellhaven Estate ... ..	8,985 15 6	.....	.....
Bective Estate ... ..	.....	1,924 1 6	.....
Bynya Estate (No. 3) ... ..	136 18 2	.....	.....
Burgess' Farm ... ..	874 0 0	.....	.....
Bradshaw's Farm ... ..	1,536 7 3	.....	.....
Bluet's Farm ... ..	2,234 1 9	.....	.....
Brown's Farm (No. 6) ... ..	348 4 4	.....	.....
Buckley's Estate (No. 3) ... ..	6,767 13 0	.....	.....
Beazley's Farm ... ..	1,869 5 3	.....	.....
Blackburn's Estate (No. 2) ... ..	36 12 4	.....	.....
Baird's Farm ... ..	2,050 18 8	.....	.....
Balowrie Estate ... ..	8,168 15 7	.....	.....
Biddle's Estate (No. 2) ... ..	1,747 7 9	.....	.....
Bodycote's Farm ... ..	7 9 9	.....	.....
Burrows' Farm ... ..	3,381 18 0	.....	.....
Boorabil Estate ... ..	.....	196 0 0	.....
Bell's Farm (No. 3) ... ..	4 6 6	.....	.....
Brown's Farm (No. 5) ... ..	379 4 1	.....	.....
Boronga Estate ... ..	6,640 12 10	.....	.....
Balfour's Farm ... ..	2,900 19 8	.....	.....
Bryant's Estate (No. 3) ... ..	1,795 17 4	.....	.....
Balgowrie Farm ... ..	3,500 0 0	.....	.....
Brookes' Farm ... ..	482 3 7	.....	.....
Bennett's Estate (No. 5) ... ..	4,335 5 1	.....	.....
" " (No. 3) ... ..	1,210 0 0	.....	.....
Banda Estate ... ..	6,469 18 3	.....	.....
Bender's Farm ... ..	3,176 11 4	.....	.....
Bailey's Farm (No. 3) ... ..	1,519 4 7	.....	.....
Bowman's Farm ... ..	9 1 8	.....	.....
Brook's Estate (No. 3) ... ..	20,294 7 8	.....	.....
Bucknall's Farm ... ..	3,200 0 0	.....	.....
Bennett's Estate (No. 2) ... ..	3,410 12 6	.....	.....
Barrett's Farm ... ..	2,734 3 5	.....	.....
Black's Farm (No. 2) ... ..	1,635 16 4	.....	.....
Banner's Farm ... ..	934 14 7	.....	.....
Bertram's Farm ... ..	3,347 10 6	.....	.....
Bridge's Farm ... ..	1,595 11 5	.....	.....
Butler's Farm ... ..	3,045 3 11	.....	.....
Ballina Estate ... ..	6,511 10 11	.....	.....
Bellona Estate ... ..	13,749 16 3	.....	.....
Bucknall's Farm (No. 2) ... ..	3,578 2 0	.....	.....
Bowler's Farm (No. 2) ... ..	3,289 14 8	.....	.....
Bowman's Farm (No. 2) ... ..	2,401 10 0	.....	.....
Brown's Estate (No. 4) ... ..	5,543 8 0	.....	.....
Bungambil Park Estate (No. 2) ... ..	23,857 13 3	.....	.....
Bonnyrigg Estate ... ..	6,775 10 6	.....	.....
Carried Forward ... ..	£ 208,512 4 11	2,120 1 6	.....



CLOSER SETTLE  
ACCOUNT CURRENT of RECEIPTS and

Dr.

PARTICULARS OF RECEIPTS.	AMOUNT.	TOTAL.
To Receipts — <i>continued.</i>	£ s. d.	£ s. d.
Brought forward ... ..	£ .....	321,707 2 11
Carried forward ... ..	£ .....	321,707 2 11

MENT ACCOUNT.—*continued.*EXPENDITURE in the year ended 30th June, 1921—*continued.*

Cr.

PARTICULARS OF EXPENDITURE.	PURCHASE MONEY.	CONTINGENT EXPENSES.	TOTAL.
By Payments— <i>continued.</i>	£ s. d.	£ s. d.	£ s. d.
Brought Forward ... ..	£ 208,512 4 11	2,120 1 6	
Barnes' Estate (No. 2) ... ..	9,444 9 2		
Brown's Valley Estate ... ..	10,500 0 0		
Baxter's Farm ... ..	1,492 10 0		
Butcher's Farm (No. 2) ... ..	1,967 7 4		
Bygalore Estate ... ..		260 9 9	
Barnett's Estate ... ..	4,882 13 0		
Boorandi Estate ... ..	6,132 14 10		
Brookland's Estate ... ..	47 5 6		
Bongalong Estate ... ..	51,190 17 9		
Bridges' Farm (No. 2) ... ..	301 1 5		
Balfour's Farm (No. 2) ... ..	3,061 4 3		
Barter's Estate ... ..	3,447 0 8		
Baker's Estate (No. 10) ... ..	2,132 10 5		
Baird's Farm (No. 2) ... ..	1,941 4 1		
Brindley Park Estate ... ..	6,945 6 0		
Brindley Park Estate (No. 2) ... ..	7,466 0 0		
Baskerville's Farm ... ..	1,999 13 5		
Booth's Farm (No. 3) ... ..	1,800 0 0		
Bashforth's Farm ... ..	1,500 0 0		
Boorman's Farm ... ..	2,534 11 11		
Burley's Farm ... ..	2,647 15 4		
Bowler's Estate ... ..	5,884 6 4		
Ballard's Estate ... ..	1,509 14 8		
Bucknell's Farm ... ..	1,520 9 0		
Bertram's Farm (No. 3) ... ..	129 3 9		
Cotmore's Estate ... ..	5,250 0 0		
Chaseling's Farm ... ..	895 0 0		
Carson's Farm ... ..	2,810 14 0		
Capio Estate ... ..	36 17 9		
Commerford's Farm (No. 6) ... ..	1,206 1 3		
Carrara Estate ... ..	6,511 15 0		
Charles' Farm ... ..	229 18 5		
Corilla Estate ... ..	3,032 6 8		
Cox's Estate (No. 6) ... ..	2,141 13 8		
Coulton's Farm ... ..	2,956 5 0		
Clarke's Farm (No. 2) ... ..	18 18 4		
Colley's Farm ... ..	1,020 6 10		
Chacewater Estate ... ..	7,643 12 5		
Campbell's Farm (No. 8) ... ..	8 4 0		
Comrie's Farm ... ..	2,445 18 2		
Chalker's Farm (No. 2) ... ..	3,018 11 10		
Cox's Farm (No. 3) ... ..	2,036 19 8		
Colly Blue Farm ... ..	3,100 0 0		
Costelloe's Farm ... ..	2,930 10 8		
Charlton's Estate ... ..	6,557 7 5		
Conway's Farm ... ..	2,822 18 5		
Clarke's Farm (No. 6) ... ..	1,237 10 0		
Cordwell's Farm ... ..	2,290 4 8		
Clydesdale Estate ... ..	12,135 5 3		
Caro's Farm ... ..	1,916 2 10		
Costelloe's Farm (No. 2) ... ..	16 16 10		
Carter's Farm (No. 4) ... ..	3,711 17 2		
Cameron's Farm ... ..	1,675 15 4		
Cruice's Estate ... ..	4,925 1 6		
Costelloe's Farm ... ..	3,043 16 0		
Carlton's Farm ... ..	2,880 0 0		
Cheney's Farm ... ..	1,919 8 9		
Cupitt's Estate ... ..	4,111 5 5		
Cadwell's Farm ... ..	450 0 0		
Carumbi Estate ... ..		12 7 6	
Camp's Farm ... ..	831 9 3		
Cameron's Farm (No. 4) ... ..	3,393 3 9		
Carried forward ... ..	£ 439,702 0 0	2,392 18 9	



## CLOSER SETTLE

Dr.

ACCOUNT CURRENT of RECEIPTS and

PARTICULARS OF RECEIPTS.							AMOUNT.			TOTAL.		
							£	s.	d.	£	s.	d.
To Receipts —continued.												
	Brought forward	...	..	...	£	.....				321,707	2	11



## CLOSER SETTLE

Dr.

ACCOUNT CURRENT of RECEIPTS and

PARTICULARS OF RECEIPTS.	AMOUNT.	TOTAL.
	£ s. d.	£ s. d.
To Receipts —continued.		
Brought forward ... ..	£ ... ..	321,707 2 11
Carried forward ... ..	£ ... ..	321,707 2 11

## MENT ACCOUNT—continued.

EXPENDITURE in the year ended 30th June, 1921—continued.

Cr.

PARTICULARS OF EXPENDITURE.	PURCHASE MONEY.	CONTINGENT EXPENSES.	TOTAL.
	£ s. d.	£ s. d.	£ s. d.
By Payments—continued.			
Brought Forward ... ..	£ 611,959 0 1	3,385 9 6	
Exeter House Estate ... ..	3,550 15 3		
Earea's Estate ... ..	41 0 0		
East Lynne Estate ... ..	5,299 14 0		
Elliott's Farm (No. 8) ... ..	2,879 3 7		
Edwards' Farm (No. 7) ... ..	1,000 0 0		
Enright's Farm ... ..	2,025 4 2		
Eagle's Farm ... ..	1,258 7 0	10 18 0	
Eady's Farm (No. 2) ... ..	1,868 0 0		
Evans' Farm (No. 3) ... ..	1,429 13 9		
Eichman's Farm (No. 2) ... ..	1,625 10 1		
Eagles Farm (No. 2) ... ..	1,089 13 6		
Errowanbang Estate ... ..		6 12 0	
Fetherstone's Farm ... ..	2,702 10 0		
French's Estate ... ..	6,514 17 1		
Franklin's Farm ... ..	2,309 10 7		
Fuller's Farm ... ..	2,549 6 8		
Frank's Estate ... ..	1,010 16 11		
Fitzell's Estate ... ..	31 9 1		
Fleming's Farm ... ..	25 15 3		
Furnace Estate ... ..	8,068 14 1		
Flowery Dell Estate ... ..	60 18 6		
Firman's Farm ... ..	2,699 4 9		
Ferguson's Farm ... ..	3,041 11 10		
Francis' Farm ... ..	264 18 9		
Fealey's Farm ... ..	1,796 3 10		
Fisher's Estate (No. 2) ... ..	4,018 10 2		
Fagan's Estate ... ..	1,813 1 10		
Fisher's Farm (No. 3) ... ..	2,997 10 9		
Foot's Farm (No. 2) ... ..	640 0 0		
Furnell's Farm ... ..	3,500 0 0		
Griffin's Estate (No. 2) ... ..	1,400 0 0		
Greenbrook Estate ... ..	9,179 7 0		
Glover's Farm ... ..	2,298 6 7		
Grady's Farm (No. 2) ... ..	2,741 2 6		
Graham's Farm (No. 3) ... ..	1,400 0 0		
Gallagher's Farm ... ..	583 8 9		
Garlick's Farm (No. 2) ... ..	1,085 11 4		
Goleby's Farm ... ..	402 13 3		
Gordon's Farm (No. 5) ... ..	2,550 0 0		
Gardner's Farm ... ..	2,664 14 7		
Gerogery West Estate (No. 2) ... ..	18,416 16 2		
Gibbs' Farm ... ..	2,992 8 9		
Greeves' Estate ... ..	7,028 8 7		
Gillenbah Estate ... ..	9,229 10 10		
Gardner's Farm (No. 2) ... ..	2,832 3 9		
Gess' Farm ... ..	1,955 1 11		
Grant's Farm ... ..	3,031 0 6		
Grady's Estate ... ..	3,500 0 0		
Glasson's Estate ... ..	6,310 5 0		
Glenburnie Farm ... ..	9 1 6		
Gallagher's Farm (No. 3) ... ..	2,500 0 0		
Garrett's Farm (No. 2) ... ..	2,437 14 8		
Garling's Farm ... ..	2,640 13 6		
Gardner's Farm (No. 3) ... ..	2,040 18 7		
Glendon Estate ... ..	5,869 0 3		
Glenby Estate ... ..	9,497 11 6		
Goodwin's Farm ... ..	647 11 10		
Gordon's Estate (No. 4) ... ..	5,807 5 0		
Geary's Farm ... ..	1,471 1 9		
Grimmett's Farm ... ..	8 6 4		
Gambarra Estate ... ..	36,384 12 5		
Guthrie's Farm ... ..	3,022 17 8		
Gobbagombalin Estate ... ..	10 0 0		
Gorman's Hill West Estate ... ..		0 6 8	
Carried forward ... ..	£ 830,018 16 0	3,403 6 2	



## CLOSER SETTLE

ACCOUNT CURRENT of RECEIPTS and

Dr.

PARTICULARS OF RECEIPTS.					AMOUNT.	TOTAL.
					£ s. d.	£ s. d.
To Receipts—continued.						
Brought forward	...	...	...	£	.....	321,707 2 11
Carried forward					£	321,707 2 11

## MENT ACCOUNT—continued.

EXPENDITURE in the year ended 30th June, 1921—continued.

Cr.

PARTICULARS OF EXPENDITURE.					PURCHASE MONEY.	CONTINGENT EXPENSES.	TOTAL.
					£ s. d.	£ s. d.	£ s. d.
By Payments—continued.							
Brought forward	...	...	£		830,018 16 0	3,403 6 2	
Graham's Farm (No. 5)	...	...	...		1,203 0 1	.....	
Graham's Farm (No. 10)	...	...	...		2,349 0 0	.....	
Golden Hill's Estate (No. 2)	...	...	...		17,592 4 0	.....	
Glen Lee Estate	...	...	...		161 8 6	.....	
Gillett's Farm (No. 2)	...	...	...		2,354 10 0	.....	
Gilham's Estate	...	...	...		3,313 10 0	.....	
Gillies' Farm	...	...	...		2,928 2 6	.....	
Granger's Farm	...	...	...		2,131 10 0	.....	
Glen Alvon Estate	...	...	...		14,919 11 4	.....	
Gibson's Farm	...	...	...		1,083 0 4	.....	
Harvey's Estate (No. 3)	...	...	...		6,848 10 8	.....	
Heffernan's Farm (No. 2)	...	...	...		2,895 19 6	.....	
Hinde's Estate	...	...	...		6,373 8 1	.....	
Haygarth's Farm	...	...	...		1,500 0 0	.....	
Hain's Farm	...	...	...		2,845 8 9	.....	
Hargraves' Farm	...	...	...		351 17 1	.....	
Howe's Estate	...	...	...		4,119 11 7	.....	
Hayfold Estate (No. 2)	...	...	...		9,376 10 11	.....	
Hodges' Farm	...	...	...		3,084 17 6	.....	
Hurley's Farm (No. 2)	...	...	...		20 7 3	.....	
Henderson's Farm	...	...	...		640 0 0	.....	
Heinecke's Farm	...	...	...		5 18 3	.....	
Hannel's Farm	...	...	...		126 14 9	.....	
Harding's Estate	...	...	...		509 11 1	.....	
Howard's Farm (No. 2)	...	...	...		10 19 1	.....	
Hawthorne Estate	...	...	...		3,918 7 6	.....	
Harris' Farm (No. 5)	...	...	...		2,114 16 4	.....	
Hanlon's Farm	...	...	...		1,261 0 2	.....	
Holmes' Estate (No. 3)	...	...	...		6,844 7 6	.....	
Henderson's Farm (No. 4)	...	...	...		2,155 12 11	.....	
Henderson's Farm (No. 5)	...	...	...		250 0 0	.....	
Hanckel's Farm	...	...	...		2,698 3 6	.....	
Harparary Estate	...	...	...		9,115 8 9	.....	
Hazeldean Estate	...	...	...		7,717 14 11	.....	
Harrison's Farm (No. 4)	...	...	...		1,625 0 0	.....	
Hart's Estate (No. 2)	...	...	...		4,136 15 4	.....	
Hanson's Estate	...	...	...		5,412 17 7	.....	
Hackett's Farm	...	...	...		2,334 18 0	.....	
Henry's Farm (No. 3)	...	...	...		3 13 11	.....	
Herbert's Farm	...	...	...		8 3 2	.....	
Hawkins' Farm (No. 3)	...	...	...		2,500 0 0	.....	
Hagelthorn's Farm	...	...	...		1,577 10 11	.....	
Hewitt's Farm	...	...	...		1,470 0 0	.....	
Hunt's Farm	...	...	...		2,130 4 6	.....	
Hinvest's Farm	...	...	...		2,557 17 3	.....	
Hatter's Farm	...	...	...		1,750 0 0	.....	
Hart's Estate	...	...	...		3,177 16 11	.....	
Hinchey's Farm	...	...	...		2,173 2 9	.....	
Hay's Farm	...	...	...		2,979 8 9	.....	
Hoskisson's Farm	...	...	...		1,895 3 2	.....	
Huie's Farm	...	...	...		1,747 7 11	.....	
Harrison's Estate (No. 3)	...	...	...		4,854 2 0	.....	
Hogan's Estate (No. 4)	...	...	...		4,972 15 0	.....	
Hamilton's Farm (No. 2)	...	...	...		2,848 10 11	.....	
Harris' Estate (No. 10)	...	...	...		5,161 1 11	.....	
Holmes' Farm (No. 2)	...	...	...		2,659 10 0	.....	
Harden's Farm	...	...	...		2,443 0 0	.....	
Hogan's Farm (No. 3)	...	...	...		2,592 14 0	.....	
Howard's Farm (No. 3)	...	...	...		2,928 0 0	.....	
Hitchen's Farm (No. 3)	...	...	...		2,790 18 0	.....	
Harris' Farm (No. 6)	...	...	...		920 12 8	.....	
Hughes' Farm (No. 3)	...	...	...		1,800 0 0	.....	
Island Estate, The	...	...	...		17,887 17 6	.....	
Ismay's Farm	...	...	...		23 4 9	.....	
Carried forward					£ 1,042,202 5 9	3,403 6 2	.....



## CLOSER SETTLE

Dr. ACCOUNT CURRENT of RECEIPTS and

PARTICULARS OF RECEIPTS.	AMOUNT.	TOTAL.
	£ s. d.	£ s. d.
To Receipts—continued.		
Brought forward ... .. £	321,707 2 11	
Carried forward ... .. £	321,707 2 11	

## MENT ACCOUNT—continued.

EXPENDITURE in the year ended 30th June, 1921—continued.


Cr.

PARTICULARS OF EXPENDITURE.	PURCHASE MONEY.	CONTINGENT EXPENSES.	TOTAL.
	£ s. d.	£ s. d.	£ s. d.
By Payments—continued.			
Brought Forward ... .. £	1,042,202 5 9	3,403 6 2	
Irwin's Estate ... ..	4,345 5 0		
Inglewood Estate ... ..	6,540 19 4		
Isaac's Farm ... ..	1,546 15 4		
Ingleside Estate ... ..	3,686 1 10		
Ingall's Farm ... ..	2,896 17 11		
Inchgower Estate (No. 2) ... ..	122 1 4		
Johnson's Farm (No. 6) ... ..	1,573 18 0		
Jackschon's Farm ... ..	1,304 10 7		
Jung's Estate ... ..	4,496 12 6		
Jones' Farm (No. 6) ... ..	2,541 17 6		
Jackson's Farm (No. 2) ... ..	722 15 0		
Jarvis' Farm (No. 2) ... ..	1,092 0 0		
Jennings' Farm ... ..	3,385 10 6		
Jones' Farm (No. 11) ... ..	2,250 18 7		
Johnston's Farm ... ..	125 4 5		
Johnson's Farm (No. 7) ... ..	707 8 0		
Job's Farm ... ..	2,531 11 0		
Jarrett's Farm ... ..	1,530 17 1		
Jack's Farm ... ..	2,320 9 4		
Judd's Farm (No. 2) ... ..	808 9 5		
Jackson's Farm (No. 4) ... ..	2,670 18 9		
Kelynack's Farm ... ..	2,217 1 6		
Kirkconnell Farm ... ..	1,797 13 3		
Kirkconnell Farm (No. 2) ... ..	789 14 7		
Keyte's Farm ... ..	5 12 6		
Kennedy's Farm (No. 3) ... ..	11 2 10		
Kopi Estate ... ..	11,046 11 8		
Kirkwood's Farm ... ..	3,550 14 11		
Kinross Estate ... ..	5,227 4 2		
Kenrick's Farm ... ..	29 18 3		
Kingston's Farm ... ..	3,160 0 0		
Kinross Estate (Farm H) ... ..	2,249 3 2		
Keronga Estate ... ..	12,103 5 10		
Keough's Farm ... ..	10 7 9		
Kelly's Farm (No. 7) ... ..	557 10 6		
Kirby's Farm ... ..	2,117 13 11		
Kay's Estate (No. 2) ... ..	4,009 14 0		
Kelly's Estate (No. 9) ... ..	11,944 14 5		
Kanaley's Farm ... ..	1,812 11 3		
King's Farm (No. 4) ... ..	1,740 0 0		
Luhmann's Farm ... ..	13 4 8		
Laird's Farm ... ..	180 0 0		
Larkin's Farm (No. 3) ... ..	749 19 1		
Lucas' Estate (No. 2) ... ..	6,484 13 8		
Lynch's Estate (No. 2) ... ..	4,175 0 3		
Lackersteen's Farm (No. 2) ... ..	1,412 3 1		
Lyons' Farm (No. 5) ... ..	2,496 5 0		
Lyons' Farm (No. 2) ... ..	2,849 11 0		
Leader's Farm ... ..	1,550 0 0		
Lackersteen's Farm ... ..	3,030 14 9		
Lillydale Estate ... ..	4,821 11 11		
Lyons' Farm (No. 3) ... ..	2,500 0 0		
Leahy's Farm ... ..	3,108 6 0		
Lang's Farm (No. 2) ... ..	1,535 13 2		
Lansley's Farm ... ..	975 4 11		
Liebeck's Farm ... ..	1,836 0 0		
Lennox Estate ... ..	3,542 6 0		
Lithgow's Farm ... ..	1,378 13 11		
Larcombe's Farm ... ..	1,525 0 0		
Lenore Estate ... ..	140 4 5		
Lacmalac Estate ... ..	25,043 5 0		
Lauritzen's Estate ... ..	6,013 4 5		
Lincoln's Farm ... ..	2,830 2 8		
Carried forward ... .. £	1,231,975 5 7	3,403 6 2	



Dr.

ACCOUNT CURRENT of RECEIPTS and

PARTICULARS OF RECEIPTS.					AMOUNT.			TOTAL.		
					£	s.	d.	£	s.	d.
To Receipts—continued.										
	Brought forward	...	...	...	£	.....		321,707	2	11
										
	Carried forward	...	...	...	£	.....		321,707	2	11

MENT ACCOUNT—continued.

EXPENDITURE in the year ended 30th June, 1921—continued.

Cr.

PARTICULARS OF EXPENDITURE.					PURCHASE MONEY.			CONTINGENT EXPENSES.			TOTAL.					
By Payments—continued.						£	s.	d.		£	s.	d.		£	s.	d.
Brought forward					£	1,231,975	5	7		3,403	6	2				
Lamb's Farm	...	...	...	...		35	3	4								
Ledger's Estate	...	...	...	...		5,949	11	3								
Ledger's Farm (No. 2)	...	...	...	...		2,752	7	2								
Leongatha Estate	...	...	...	...		4,551	5	0								
Lennon's Estate (No. 2)	...	...	...	...		5,291	12	7								
Lonergan's Estate	...	...	...	...		3,429	5	6								
Lane's Farm	...	...	...	...		2,897	0	0								
Lamerand's Estate	...	...	...	...		9,459	2	3								
Lawrence's Estate	...	...	...	...		7,454	0	2								
Lowe's Estate (No. 2)	...	...	...	...		8,491	0	6								
Moyes' Farm	...	...	...	...		1,023	12	6								
Morgan's Farm (No. 2)	...	...	...	...		782	0	0								
Manus Estate	...	...	...	...		23	15	3								
Morton's Farm (No. 6)	...	...	...	...		10	2	5								
Mills' Farm (No. 2)	...	...	...	...		1,507	4	3								
Moncrieff's Farm	...	...	...	...		1,508	13	10								
Morris' Farm (No. 6)	...	...	...	...		804	6	9								
Moorabinda Estate	...	...	...	...		4,750	0	0								
Magrath's Farm	...	...	...	...		1,700	5	0								
Moulds' Farm	...	...	...	...		44	9	6								
Maher's Estate (No. 2)	...	...	...	...		1,488	6	2								
Macleod's Farm	...	...	...	...		8	17	2								
Morrow's Estate	...	...	...	...		2,357	10	0								
Morgalong Farm (No. 2)	...	...	...	...		15	5	8								
Morton's Farm (No. 3)	...	...	...	...		6	0	4								
Mangelsdorf's Farm	...	...	...	...		878	7	4								
Miller's Estate	...	...	...	...		6,484	1	9								
Montgomery's Farm	...	...	...	...		1,884	0	0								
Murrumbong Farm (No. 2)	...	...	...	...		2,750	0	0								
Macauley's Farm	...	...	...	...		1,550	0	0								
Maroo Estate	...	...	...	...		6,527	17	4								
Morgan's Farm (No. 3)	...	...	...	...		400	0	0								
Markwell's Farm	...	...	...	...		1,697	17	6								
Matthews' Farm	...	...	...	...		1,334	12	0								
Morris' Farm (No. 5)	...	...	...	...		706	16	4								
Morelina Estate (No. 2)	...	...	...	...		11,291	10	8								
Maunder's Farm (No. 2)	...	...	...	...		1,816	1	11								
Mend's Estate (No. 3)	...	...	...	...		4,204	2	5								
Moss Vale Estate	...	...	...	...		6,987	10	0								
May's Estate (No. 3)	...	...	...	...		4,570	7	6								
Morris' Farm (No. 4)	...	...	...	...		1	4	3								
Mayo's Farm	...	...	...	...		1,029	1	1								
Moran's Estate (No. 3)	...	...	...	...		3,279	17	8								
Mitchellhill's Farm	...	...	...	...		3,268	4	6								
Muscio's Farm	...	...	...	...		1,548	14	0								
Mort's Farm	...	...	...	...		2,800	0	0								
Mount Mitchell Estate	...	...	...	...		5,893	17	7								
Moses' Farm	...	...	...	...		1,180	7	0								
Martin's Farm (No. 3)	...	...	...	...		3,102	4	11								
Mooney's Estate	...	...	...	...		4,289	6	6								
Maher's Estate	...	...	...	...		4,854	14	1								
Marsh's Farm	...	...	...	...		740	0	0								
Mount Erin Estate	...	...	...	...		14,912	10	0								
Macfarlane's Farm (No. 3)	...	...	...	...		2,503	0	9								
Mitchell's Farm (No. 6)	...	...	...	...		2,393	9	2								
Moore's Farm (No. 6)	...	...	...	...		2,496	1	11								
Mimosa Estate	...	...	...	...						10	0	6				
Mackay's Farm (No. 3)	...	...	...	...		2,791	1	10								
McMillan's Farm	...	...	...	...		2,019	7	6								
McChee's Estate	...	...	...	...		4,911	16	7								
McIlwraith's Farm	...	...	...	...		855	0	7								
McMahon's Farm	...	...	...	...		950	8	11								
McCarthy's Farm	...	...	...	...		1,658	11	3								
Macleod's Farm (No. 3)	...	...	...	...		1,351	19	11								
Carried forward					£	1,420,230	6	11		3,413	6	8				



## CLOSER SETTLE

ACCOUNT CURRENT of RECEIPTS and

Dr.

PARTICULARS OF RECEIPTS.	AMOUNT.	TOTAL.
To Receipts— <i>continued.</i>		
Brought forward ... .. £	£ s. d.	£ s. d.
		321,707 2 11
Carried forward ... .. £		321,707 2 11

MENT ACCOUNT—*continued.*EXPENDITURE in the year ended 30th June, 1921—*continued.*

Cr.

PARTICULARS OF EXPENDITURE.	PURCHASE MONEY.	CONTINGENT EXPENSES.	TOTAL.
By Payment.— <i>continued.</i>	£ s. d.	£ s. d.	£ s. d.
Brought forward ... .. £	1,420,230 6 11	3,413 6 8	
McBurney's Farm ... ..	15 15 3		
McInnes' Farm (No. 4) ... ..	2,735 12 4		
McKee's Estate ... ..	3,156 18 4		
McKellar's Farm ... ..	762 17 0		
McRorie's Farm ... ..	2,462 19 1		
McDonald's Farm (No. 7) ... ..	460 0 0		
McPhan's Estate ... ..	4,842 5 10		
McCann's Farm ... ..	2,764 10 3		
McConnell's Farm ... ..	1 7 0		
McKerrow's Estate ... ..	5,087 8 6		
McNamara's Estate (No. 4) ... ..	6,082 13 5		
McAneney's Farm ... ..	3,487 0 0		
McMahon's Farm (No. 3) ... ..	2,976 14 0		
McIlrath's Estate ... ..	4,258 16 11		
McKeown's Estate ... ..	13,472 18 6		
McPherson's Farm (No. 2) ... ..	1,500 0 0		
McIlwain's Farm ... ..	1,806 0 0		
McCawley's Estate (No. 2) ... ..	5,930 17 6		
McLeod's Farm ... ..	2,963 10 5		
McRae's Farm (No. 3) ... ..	17 19 2		
Newland's Estate ... ..	4,495 1 8		
New Myton Estate ... ..	26 16 4		
Newman's Farm ... ..	2,045 18 6		
Napper's Estate ... ..	4,184 5 0		
Nichol's Farm ... ..	340 18 6		
Neotsfield Estate ... ..	4,126 4 1		
Newbank Estate ... ..	19,430 11 0		
Noonan's Farm ... ..	2,417 14 3		
North-west Oma Estate (No. 2) ... ..	16,304 4 6		
Northey's Farm ... ..	1,013 18 7		
Nelson's Farm (No. 3) ... ..	2,531 2 6		
Orr's Farm ... ..	2,100 0 0		
O'Brien's Farm (No. 2) ... ..	750 0 0		
O'Rourke's Farm ... ..	3,396 13 4		
Oates's Estate ... ..	5,926 5 7		
Osborne's Estate ... ..	4,345 10 1		
Oakdale Estate ... ..	5,971 15 7		
O'Dwyer's Estate ... ..	6,637 8 8		
Pulletop Estate ... ..	74 5 0		
Porter's Estate (No. 2) ... ..	4,398 14 2		
Plunkett's Farm ... ..	275 0 0		
Pearse's Farm ... ..	2,244 11 5		
Potts Hill Farm ... ..	1,060 2 4		
Perfremont's Estate ... ..	3,955 7 9		
Pine Wood Farm ... ..	1,514 1 1		
Piper's Farm (No. 2) ... ..	5 8 0		
Phelps' Farm ... ..	3,275 11 6		
Peck's Farm ... ..	2,745 10 0		
Poole's Farm ... ..	7 18 0		
Parker's Farm (No. 4) ... ..	1,529 1 4		
Perdriau's Farm ... ..	2,947 0 0		
Pike's Farm ... ..	1,209 0 0		
Pass' Farm ... ..	1,020 0 0		
Pine Vale Farm (No. 2) ... ..	3,076 1 3		
Parker's Farm (No. 3) ... ..	2,777 6 9		
Parker's Estate (No. 6) ... ..	3,300 0 0		
Parker's Farm (No. 8) ... ..	2,750 0 0		
Piney Park Estate ... ..	10,854 12 11		
Potts' Farm ... ..	1,800 0 0		
Pearce's Farm (No. 8) ... ..	2,307 19 1		
Porton's Estate ... ..	7,144 0 6		
Quade's Estate ... ..	111 8 8		
Quinn's Estate ... ..	5,237 13 6		
Rolfe's Farm ... ..	1,269 15 9		
Carried forward ... .. £	1,637,954 7 7	3,413 6 8	



## CLOSER SETTLE

Dr. ACCOUNT CURRENT of RECEIPTS and

PARTICULARS OF RECEIPTS			AMOUNT.	TOTAL.
			£ s. d.	£ s. d.
To Receipts—continued.				
Brought forward	...	...	£ .....	321,707 2 11
Carried forward			£ .....	321,707 2 11

## MENT ACCOUNT.

EXPENDITURE in the Year ended 30th June, 1921.—continued.

Cr.

PARTICULARS OF EXPENDITURE.			PURCHASE MONEY.	CONTINGENT EXPENSES.	TOTAL.
			£ s. d.	£ s. d.	£ s. d.
By Payments—continued.					
Brought forward	...	...	£ 1,637,954 7 7	3,413 6 8	
Rock's Farm	...	...	308 2 11		
Rowe's Farm	...	...	2 2 3		
Rohrich's Farm	...	...	25 16 10		
Rayner's Farm	...	...	2,672 3 4		
Reeve's Farm	...	...	3 12 3		
Ruprecht's Farm	...	...	14 3 1		
Rixon's Farm (No. 3)	...	...	1,795 12 6		
Reid's Farm (No. 4)	...	...	184 4 5		
Ryan's Farm (No. 10)	...	...	3,504 6 3		
Reutama Farm	...	...	64 10 9		
Ruwald's Farm	...	...	7 2 9		
Rosewood Estate	...	...	4,868 12 1		
Ray's Farm	...	...	657 7 5		
Rosendahl's Farm	...	...	1,749 11 2		
Rockley Farm	...	...	2,948 17 6		
Rodger's Farm (No. 3)	...	...	1,336 4 5		
Rowe's Farm (No. 4)	...	...	1,760 0 0		
Richardson's Farm (No. 6)	...	...	1,421 1 1		
Ritchie's Farm	...	...	1,716 10 4		
Rose's Farm (No. 2)	...	...	2,526 3 6		
Rankine's Farm	...	...	1,005 18 4		
Rogers' Farm (No. 3)	...	...	3,306 14 4		
Ryan's Farm (No. 7)	...	...	2,256 14 5		
Russell's Farm (No. 3)	...	...	1,882 8 11		
Rudder's Farm	...	...	1,291 9 1		
Ravensworth's Estate (No. 2)	...	...	2,901 7 9		
Rodger's Farm (No. 4)	...	...	21 1 0		
Reid's Farm (No. 10)	...	...	758 11 11		
Richards' Farm (No. 2)	...	...	1,761 3 1		
Roach's Farm	...	...	1,271 14 0		
Robertson's Farm (No. 4)	...	...	1,430 14 10		
Rayner's Farm (No. 2)	...	...	3,301 5 9		
Ryan's Farm (No. 6)	...	...	2,476 16 6		
Ratcliff's Farm	...	...	2,802 9 5		
Ritchie's Farm (No. 2.)	...	...	2,393 18 10		
Stevenson's Farm	...	...	2,789 5 2		
San Remo Estate (Farm A)	...	...	1,056 5 4		
Snape's Farm	...	...	7 7 10		
Snow's Farm (No. 2)	...	...	2,211 0 0		
Standen's Farm	...	...	2,064 0 0		
Smith's Farm (No. 4)	...	...	12 3 5		
Stanford's Farm (No. 3)	...	...	1,110 8 10		
Sheumack's Farm	...	...	2,982 10 8		
Stanford's Estate	...	...	5,514 1 10		
Shield's Farm	...	...	1,214 7 0		
Summervale Estate	...	...	6,340 9 3		
Sutton's Estate	...	...	18,545 1 2		
Schmidt's Farm	...	...	2,063 10 0		
Smith's Estate (No. 10)	...	...	4,512 10 0		
Sweeting's Farm	...	...	18 16 5		
Squires' Estate	...	...	29 8 0		
Smith's Farm (No. 7)	...	...	3,292 3 10		
Stacy's Farm	...	...	27 17 0		
Strout's Farm	...	...	4 18 1		
See's Estate	...	...	7,000 0 0		
Styles' Farm	...	...	40 3 7		
Scheuner's Farm	...	...	1,573 8 5		
Springdale Estate	...	...	8,799 16 6		
Stening's Farm	...	...	2,753 6 4		
Stitt's Estate	...	...	6,136 12 1		
Scott's Farm (No. 7)	...	...	1,996 14 4		
Sullivan's Estate (No. 4)	...	...	4,945 6 11		
Smith's Farm (No. 5)	...	...	2,432 16 10		
Smith's Farm (No. 14)	...	...	2,888 17 6		
Shea's Farm (No. 3)	...	...	1,521 0 0		
Carried forward	...	...	£ 1,788,267 6 11	3,413 6 8	



## CLOSER SETTLE

Dr.

ACCOUNT CURRENT of RECEIPTS and

PARTICULARS OF RECEIPTS.	AMOUNT.	TOTAL.
To Receipts—continued.	£ s. d.	£ s. d.
Brought forward ... ..	£ .....	321,707 2 11
Carried forward ... ..	£ .....	321,707 2 11

## MENT ACCOUNT—continued.

EXPENDITURE in the year ended 30th June, 1921—continued.

Cr.

PARTICULARS OF EXPENDITURE.	PURCHASE MONEY.	CONTINGENT EXPENSES.	TOTAL.
By Payments—continued.	£ s. d.	£ s. d.	£ s. d.
Brought forward ... ..	£ 1,788,267 6 11	3,413 6 8	
Shea's Farm (No. 2) ... ..	2,173 15 0		
Sudholz's Estate ... ..	5,473 5 6		
Saunders Farm (No. 2) ... ..	2,137 0 5		
Stock's Estate ... ..	4,472 5 5		
Stenz's Farm ... ..	2,368 11 1		
Scaldwell's Farm ... ..	322 18 4		
Schaefer's Farm ... ..	2,222 18 10		
Silverstream Estate ... ..	4,824 11 7		
Syme's Estate ... ..	16,505 0 1		
Stair's Estate ... ..	5,646 2 6		
Salmon's Farm (No. 2) ... ..	3,407 13 3		
Simpkin's Farm ... ..	1,576 0 0		
Schneider's "Uri" Estate ... ..	12,745 1 9		
Semmler's Farm ... ..	1,992 9 1		
Swan's Estate (No. 4) ... ..	4,312 16 7		
Sutton's Farm (No. 2) ... ..	63 3 5		
Shoesmith's Farm ... ..	1,200 0 0		
Scott's Farm (No. 3) ... ..	1,759 5 2		
Swain's Farm (No. 2) ... ..	814 15 10		
Shannon's Farm ... ..	1,324 11 6		
Shearwood's Farm ... ..	832 19 2		
Simpson's Farm (No. 3) ... ..	1,032 3 6		
Sullivan's Farm (No. 5) ... ..	2,365 0 0		
Scholes' Estate ... ..	3,133 3 9		
Toohey's Farm ... ..	2,584 13 9		
Thomas' Farm (No. 4) ... ..	500 0 0		
Trethowan's Farm ... ..	19 8 3		
Tarrabandra Estate ... ..	230 0 0		
Thomas' Farm (No. 5) ... ..	1,512 11 6		
Tapp's Farm ... ..	3,000 0 0		
Turner's Farm (No. 2) ... ..	2,175 19 1		
Thorley's Farm ... ..	1,264 18 8		
Ten Mile Estate ... ..	14,158 18 6		
Troy's Estate ... ..	3,693 14 7		
Tara Estate ... ..	4,180 2 10		
Thompson's Estate (No. 3) ... ..	3,513 17 6		
Taylor's Farm (No. 7) ... ..	388 2 11		
Tarcutta Estate ... ..	130 0 0		
Taylor's Farm (No. 5) ... ..	3,073 10 0		
Thomson's Estate ... ..	8,665 1 0		
Tarrabandra Estate ... ..		1,400 0 0	
Taylor's Farm (No. 4) ... ..	2,628 4 2		
Tome's Farm ... ..	2,211 16 8		
Town View Estate ... ..	60 9 9		
Ungarie South Estate ... ..		0 6 8	
Vance's Farm ... ..	1,436 8 2		
Venn's Farm ... ..	2 7 7		
Wombine Farm ... ..	62 4 1		
Wright's Farm (No. 3) ... ..	1,250 0 0		
Wheaton's Farm ... ..	7 17 4		
Wiseman's Estate (No. 2) ... ..	7,143 2 10		
Waine's Farm ... ..	1,561 3 9		
Werrina Estate ... ..	5,344 11 10		
Willis' Estate (No. 2) ... ..	4,300 7 7		
Wooroowoolgen Estate (No. 4) ... ..	3,872 14 1		
Wotton's Estate ... ..	77 4 0		
Williams' Estate (No. 2) ... ..	1,649 11 1		
Wycott Estate ... ..	67 11 3		
Wambo Farm ... ..	760 0 0		
White's Farm (No. 7) ... ..	4 3 8		
White's Farm (No. 8) ... ..	1,528 13 9		
Wickham's Farm ... ..	1,632 7 0		
Whitby's Farm ... ..	1,364 6 5		
Wilson's Farm (No. 7) ... ..	1,186 17 3		
Carried forward ... ..	£ 1,958,215 19 6	4,813 13 4	



Dr.

## ACCOUNT CURRENT of RECEIPTS and

PARTICULARS OF RECEIPTS.								AMOUNT.			TOTAL.					
								£	s.	d.	£	s.	d.			
To Receipts—continued.																
	Brought forward	...	...	...	...	£	.....				321,707	2	11			
Transfer from General Loan Account of portions of amounts voted to provide for the acquisition of Land and Contingent Expenses for the purposes of Closer Settlement :—								£	s.	d.						
	Loan Act 27, 1919	...	...	...	...	...	758,000	0	0							
	„ 27, 1920	...	...	...	...	...	2,000,000	0	0							
											2,758,000	0	0			
	Fees under the Real Property Act	...	...	...	...	...					17,006	10	4			
	Total	...	...	...	...	...					£3,096,713	13	3			
„	Balance on 30th June, 1920, brought forward	...	...	...	...	...					84,281	11	5			
	TOTAL	...	...	...	...	...					£3,180,995	4	8			

The Treasury, New South Wales,  
Sydney, 11th August, 1921.

A. LYNCH,  
Acting Comptroller of Accounts.

## MENT ACCOUNT—continued.

EXPENDITURE in the year ended 30th June, 1921—*continued.*

Cr.

PARTICULARS OF EXPENDITURE.				PURCHASE MONEY.			CONTINGENT EXPENSES.			TOTAL.					
By Payments— <i>continued.</i>					£	s.	d.		£	s.	d.		£	s.	d.
Brought forward				£	1,958,215	19	6		4,813	13	4				
Windeyer's Farm (No. 2)					700	0	0								
Wandanong Estate (Farm A)					3,580	11	1								
Whitney's Farm...					2,521	11	7								
Walker's Farm (No. 3)					2,018	12	6								
Warrowrie Estate					10,436	2	10								
Wassell's Farm					1,427	8	10								
Weir's Estate (No. 2)					4,835	2	6								
Wattle Hill Farm					1,419	0	0								
Warrana Estate...					7,988	2	6								
Writer's Farm					1,534	16	1								
West's Farm					406	2	3								
Walbundrie Estate									15	0	0				
Webb's Farm (No. 3)					3,605	16	7								
Widgery Estate...					9,632	3	9								
Wild's Farm					3,251	19	8								
Waite's Farm (No. 2)					3,230	0	0								
Willson's Farm					203	17	11								
Weiss' Farm					613	9	3								
Winter's Estate					3,249	10	0								
Webb's Estate (No. 5)					6,456	6	3								
Wheeley Lea's Farm					2,109	2	7								
Whitechurch's Farm					3,074	2	11								
Yeo's Estate					11,790	4	3								
Young's Farm (No. 3)						6	11 5								
Yarragin Estate					12,270	18	5								
Yannawah Estate									18	15	0				
Zimmerli's Farm...					3,089	8	8								
Zaia's Farm (No. 2)					21	5	4								
					2,057,688	6	8		4,847	8	4				
Various Estates—Under Section 17 of the Closer Settlement (Amendment) Act, No. 48, 1918									494	17	4				
				£	2,057,688	6	8		5,342	5	8		2,063,030	12	4
Recoup (under section 7, subsection 2, of Public Works and Closer Settlement Act No. 9, 1906) to the Consolidated Revenue Fund of Interest charged on Loans raised													172,037	4	1
Interest on Purchase Money, Closer Settlement Estates, acquired under section 3, Closer Settlement (Amendment) Act, No. 7, 1914													427	8	6
Interest on Debentures issued under Closer Settlement (Amendment) Act, No. 53, 1916, and Closer Settlement (Amendment) Act, No. 48, 1918													184,293	19	2
Repayment of Ministerial Certificate issued under Section 3 of Act No. 7, 1914													800	0	0
Redemption of Closer Settlement Debentures issued under Section 17 of Act No. 48, 1918													178,500	0	0
Under Real Property Act													184	16	9
Total													£	2,599,274	0 10
„ Balance on 30th June, 1921, carried forward														*581,721	3 10
TOTAL													£	3,180,995	4 8

\* See page 218.

JOHN T. LANG,  
Treasurer.

I HEREBY CERTIFY that the above Account represents the actual receipts and expenditure of the Treasurer on account of Closer Settlement Account during the year ended 30th June, 1921, and is in accordance with the requirements of the Audit Act, 1902, section 58.

Given under my hand, this 22nd day of September, 1921.

F. A. COGHLAN,  
Auditor-General.







---

## CLOSER SETTLEMENT.

### PARTICULARS OF MINISTERIAL CERTIFICATES AND CLOSER SETTLEMENT DEBENTURES.

STATEMENT showing Estates acquired under Closer Settlement Acts, the cost of which has been arranged by issue of Ministerial Certificates, or by payment in Closer Settlement Debentures.

---



## CLOSER

## PARTICULARS OF MINISTERIAL CERTIFICATES

STATEMENT showing Estates acquired under Closer Settlement Acts, the Cost of which has been arranged or by payment in Closer Settlement Debentures under Section 5 (3a) of the Closer Settlement

Estate acquired.	Compensation Money.				
	Amount.	Terms of Settlement.			
		Ministerial Certificates.	Closer Settlement Debentures.	Cash.	Total.
	£ s. d.	£	£	£ s. d.	£ s. d.
Eulabil.....	6,448 12 3	6,400	.....	48 12 3	6,448 12 3
Emu Park.....	6,463 6 4	5,600	.....	863 6 4	6,463 6 4
Tarcutta.....	78,751 16 1	.....	77,100	1,651 16 1	78,751 16 1
Carumbi.....	87,085 4 4	.....	83,300	3,785 4 4	87,085 4 4
Oban.....	72,682 10 0	.....	72,600	82 10 0	72,682 10 0
Collaroy.....	49,472 18 0	.....	49,400	72 18 0	49,472 18 0
Ooma.....	117,435 0 5	.....	114,700	2,735 0 5	117,435 0 5
Harvey Park.....	54,793 0 0	.....	45,100	9,693 0 0	54,793 0 0
Pinnacle.....	37,714 12 6	.....	37,700	14 12 6	37,714 12 6
Baerami.....	68,306 13 9	.....	67,800	506 13 9	68,306 13 9
Manus.....	59,877 7 0	.....	59,700	177 7 0	59,877 7 0
Tuppall.....	96,617 4 11	.....	96,600	17 4 11	96,617 4 11
Barellan.....	18,022 3 9	(c)	18,000	22 3 9	18,022 3 9
Farlane.....	4,863 5 0	.....	4,100	763 5 0	4,863 5 0
Rosehill.....	7,298 17 7	.....	7,200	98 17 7	7,298 17 7
Yarran Park.....	8,484 0 0	.....	7,000	1,484 0 0	8,484 0 0
Garoolgan.....	5,651 5 0	.....	4,600	1,051 5 0	5,651 5 0
Dingo Dell.....	10,031 10 6	.....	8,400	1,631 10 6	10,031 10 6
The Curragh.....	14,227 0 0	.....	13,300	927 0 0	14,227 0 0
Ardlethan.....	14,330 9 5	.....	13,000	1,330 9 5	14,330 9 5
Carried forward .....	£ 818,556 16 10	12,000	779,600	26,956 16 10	818,556 16 10

## SETTLEMENT.

## AND CLOSER SETTLEMENT DEBENTURES.

by issue of Ministerial Certificates under Section 3 of the Closer Settlement (Amendment) Act, No. 7, 1914, (Amendment) Act, No. 53, 1916, and Section 17 of the Closer Settlement (Amendment) Act, No. 48, 1918.

Particulars of Ministerial Certificates and Closer Settlement Debentures.						
Face Value.	Currency.	Date of Maturity.	Paid off.	Outstanding as at 30th June, 1921.	Rate of Interest per Annum.	Annual Interest Payable.
	£ s. d.		£ s. d.	£ s. d.		£ s. d.
6,400	35 years	(a)	914 5 9	5,485 14 3	4 per cent.	219 8 6
5,600	35 "	(b)	800 0 0	4,800	4 "	192 0 0
77,100	10 "	28 December, 1926	.....	77,100	4½ "	3,469 10 0
83,300	10 "	31 December, 1926	.....	83,300	4½ "	3,748 10 0
72,600	10 "	9 February, 1927	.....	72,600	4½ "	3,267 0 0
49,400	10 "	19 March, 1927	.....	49,400	4½ "	2,223 0 0
114,700	10 "	28 March, 1927	.....	114,700	4½ "	5,161 10 0
45,100	10 "	16 April, 1927	.....	45,100	4½ "	2,029 10 0
37,700	10 "	17 April, 1927	.....	37,700	4½ "	1,696 10 0
67,800	10 "	20 June, 1927	.....	67,800	4½ "	3,051 0 0
59,700	10 "	29 June, 1927	.....	59,700	4½ "	2,686 10 0
96,600	10 "	29 June, 1927	.....	96,600	4½ "	4,347 0 0
18,000	5 "	1 January, 1920	2,500 0 0	.....	.....	.....
	10 "	1 January, 1925	.....	2,500	.....	100 0 0
	15 "	1 January, 1930	.....	2,600	.....	104 0 0
	20 "	1 January, 1935	.....	2,600	4 "	104 0 0
	25 "	1 January, 1940	.....	2,600	.....	104 0 0
	30 "	1 January, 1945	.....	2,600	.....	104 0 0
	35 "	1 January, 1950	.....	2,600	.....	104 0 0
4,100	5 "	13 September, 1922	.....	600	.....	27 0 0
	10 "	13 September, 1927	.....	600	.....	27 0 0
	15 "	13 September, 1932	.....	600	.....	27 0 0
	20 "	13 September, 1937	.....	600	4½ "	27 0 0
	25 "	13 September, 1942	.....	600	.....	27 0 0
	30 "	13 September, 1947	.....	600	.....	27 0 0
	35 "	13 September, 1952	.....	500	.....	22 10 0
7,200	5 "	17 September, 1922	.....	1,200	.....	54 0 0
	10 "	17 September, 1927	.....	1,000	.....	45 0 0
	15 "	17 September, 1932	.....	1,000	.....	45 0 0
	20 "	17 September, 1937	.....	1,000	4½ "	45 0 0
	25 "	17 September, 1942	.....	1,000	.....	45 0 0
	30 "	17 September, 1947	.....	1,000	.....	45 0 0
	35 "	17 September, 1952	.....	1,000	.....	45 0 0
7,000	5 "	31 October, 1922	.....	1,000	.....	45 0 0
	10 "	31 October, 1927	.....	1,000	.....	45 0 0
	15 "	31 October, 1932	.....	1,000	.....	45 0 0
	20 "	31 October, 1937	.....	1,000	4½ "	45 0 0
	25 "	31 October, 1942	.....	1,000	.....	45 0 0
	30 "	31 October, 1947	.....	1,000	.....	45 0 0
	35 "	31 October, 1952	.....	1,000	.....	45 0 0
4,600	5 "	14 December, 1922	.....	700	.....	31 10 0
	10 "	14 December, 1927	.....	700	.....	31 10 0
	15 "	14 December, 1932	.....	700	.....	31 10 0
	20 "	14 December, 1937	.....	700	4½ "	31 10 0
	25 "	14 December, 1942	.....	600	.....	27 0 0
	30 "	14 December, 1947	.....	600	.....	27 0 0
	35 "	14 December, 1952	.....	600	.....	27 0 0
8,400	5 "	27 March, 1923	.....	1,200	.....	54 0 0
	10 "	27 March, 1928	.....	1,200	.....	54 0 0
	15 "	27 March, 1933	.....	1,200	.....	54 0 0
	20 "	27 March, 1938	.....	1,200	4½ "	54 0 0
	25 "	27 March, 1943	.....	1,200	.....	54 0 0
	30 "	27 March, 1948	.....	1,200	.....	54 0 0
	35 "	27 March, 1953	.....	1,200	.....	54 0 0
13,300	5 "	2 April, 1923	.....	1,900	.....	85 10 0
	10 "	2 April, 1928	.....	1,900	.....	85 10 0
	15 "	2 April, 1933	.....	1,900	.....	85 10 0
	20 "	2 April, 1938	.....	1,900	4½ "	85 10 0
	25 "	2 April, 1943	.....	1,900	.....	85 10 0
	30 "	2 April, 1948	.....	1,900	.....	85 10 0
	35 "	2 April, 1953	.....	1,900	.....	85 10 0
13,000	5 "	28 June, 1923	.....	1,900	.....	85 10 0
	10 "	28 June, 1928	.....	1,900	.....	85 10 0
	15 "	28 June, 1933	.....	1,900	.....	85 10 0
	20 "	28 June, 1938	.....	1,900	4½ "	85 10 0
	25 "	28 June, 1943	.....	1,800	.....	81 0 0
	30 "	28 June, 1948	.....	1,800	.....	81 0 0
	35 "	28 June, 1953	.....	1,800	.....	81 0 0
791,600	.....	.....	4,214 5 9	787,385 14 3	.....	35,303 8 6



## CLOSER

## PARTICULARS OF MINISTERIAL CERTIFICATES

STATEMENT showing Estates acquired under Closer Settlement Acts, the cost of which has been arranged or by payment in Closer Settlement Debentures under Section 5 (3a) of the Closer Settlement (Amendment)

Estate.	Compensation Money				
	Amount.	Terms of Settlement.			
		Ministerial Certificates.	Closer Settlement Debentures.	Cash.	Total.
<i>Brought forward</i> .....	£ s. d. 818,556 16 10	£ 12,000	£ 779,600	£ s. d. 26,956 16 10	£ s. d. 818,556 16 10
Magnay .....	6,501 3 7		6,300	201 3 7	6,501 3 7
Grawlin .....	28,752 12 9		28,300	452 12 9	28,752 12 9
Bimbeen .....	6,400 10 0		5,200	1,200 10 0	6,400 10 0
Cullingral .....	24,074 17 0		23,900	174 17 0	24,074 17 0
Tooles Creek (£75,098 12 4) and Walsh's Farm (£4,393 14 3)	79,492 6 7		79,350	142 6 7	79,492 6 7
Bective .....	130,124 5 8		128,500	1,624 5 8	130,124 5 8
Yannawah .....	29,799 0 0		29,700	99 0 0	29,799 0 0
Yarrandale .....	60,800 0 0		52,200	8,600 0 0	60,800 0 0
Inchgower .....	7,096 13 9		6,600	496 13 9	7,096 13 9
Inchgower (No. 2) .....	11,122 1 4		11,000	122 1 4	11,122 1 4
Colinroobie .....	5,908 10 8		5,800	108 10 8	5,908 10 8
Greenwood .....	8,020 5 11		6,700	1,320 5 11	8,020 5 11
Cooyal .....	44,266 11 8		42,800	1,466 11 8	44,266 11 8
Moorakynne .....	11,643 7 9		11,600	43 7 9	11,643 7 9
Tarrabandra .....	87,587 5 9		87,200	387 5 9	87,587 5 9
Kyalite .....	7,210 0 0		5,800	1,410 0 0	7,210 0 0
South Balladoran .....	10,111 13 6		8,500	1,611 13 6	10,111 13 6
Dirnaseer .....	84,890 9 2		84,100	790 9 2	84,890 9 2
Walbundrie .....	87,927 3 2		87,900	27 3 2	87,927 3 2
Rockcliff .....	3,850 0 0		3,600	250 0 0	3,850 0 0
<i>Carried forward</i> .....	£ 1,554,135 15 1	12,000	1,494,650	47,485 15 1	1,554,135 15 1

## SETTLEMENT.

## AND CLOSER SETTLEMENT DEBENTURES.

by issue of Ministerial Certificates under Section 3 of the Closer Settlement (Amendment) Act No. 7, 1914, Act No. 53, 1916, and Section 17 of the Closer Settlement (Amendment) Act No. 48, 1918—continued.

Particulars of Ministerial Certificates and Closer Settlement Debentures.						
Face Value.	Currency.	Date of Maturity.	Paid off.	Outstanding as at 30th June, 1921.	Rate of Interest per annum.	Annual Interest Payable.
£ 791,600			£ s. d. 4,214 5 9	£ s. d. 787,385 14 3		£ s. d. 35,303 8 6
6,300	5 years	20 August, 1923		900	4½ per cent.	40 10 0
	10 "	20 August, 1928		900		40 10 0
	15 "	20 August, 1933		900		40 10 0
	20 "	20 August, 1938		900		40 10 0
	25 "	20 August, 1943	(l)	900		40 10 0
	30 "	20 August, 1948		900		40 10 0
	35 "	20 August, 1953		900		40 10 0
28,300	10 "	1 June, 1928		28,300	4½ "	1,273 10 0
5,200	5 "	30 October, 1923		800	4½ "	36 0 0
	10 "	30 October, 1928		800		36 0 0
	15 "	30 October, 1933		800		36 0 0
	20 "	30 October, 1938		700		31 10 0
	25 "	30 October, 1943	(j)	700		31 10 0
	30 "	30 October, 1948		700		31 10 0
	35 "	30 October, 1953		700		31 10 0
23,900	10 "	29 June, 1927		23,900	4½ "	1,075 10 0
79,350	10 "	29 June, 1927		79,350	4½ "	3,570 15 0
128,500	10 "	29 June, 1927		128,500	4½ "	5,782 10 0
29,700	10 "	31 January, 1929		29,700	4½ "	1,336 10 0
52,200	10 "	1 January, 1929		52,200	4½ "	2,349 0 0
6,600	5 "	24 February, 1924		1,000	4½ "	45 0 0
	10 "	24 February, 1929		1,000		45 0 0
	15 "	24 February, 1934		1,000		45 0 0
	20 "	24 February, 1939		900		40 10 0
	25 "	24 February, 1944	(m)	900		40 10 0
	30 "	24 February, 1949		900		40 10 0
	35 "	24 February, 1954		900		40 10 0
11,000	10 "	22 October, 1930		11,000	4½ "	495 0 0
5,800	5 "	1 March, 1924		1,000	4½ "	45 0 0
	10 "	1 March, 1929		800		36 0 0
	15 "	1 March, 1934		800		36 0 0
	20 "	1 March, 1939		800		36 0 0
	25 "	1 March, 1944	(n)	800		36 0 0
	30 "	1 March, 1949		800		36 0 0
	35 "	1 March, 1954		800		36 0 0
6,700	10 "	24 March, 1929		6,700	4½ "	301 10 0
42,800	10 "	1 April, 1928		42,800	4½ "	1,926 0 0
11,600	10 "	1 January, 1929		11,600	4½ "	522 0 0
87,200	10 "	1 January, 1929		87,200	4½ "	3,924 0 0
5,800	10 "	12 June, 1929		5,800	4½ "	261 0 0
8,500	10 "	31 March, 1929		8,500	4½ "	382 10 0
84,100	10 "	1 April, 1929		84,100	4½ "	3,784 10 0
87,900	10 years	1 March, 1929		87,900	4½ "	3,955 10 0
3,600	5 "	14 August, 1924		600	4½ "	27 0 0
	10 "	14 August, 1929		500		22 10 0
	15 "	14 August, 1934		500		22 10 0
	20 "	14 August, 1939		500		22 10 0
	25 "	14 August, 1944	(o)	500		22 10 0
	30 "	14 August, 1949		500		22 10 0
	35 "	14 August, 1954		500		22 10 0
1,506,650			4,214 5 9	1,502,435 14 3		67,480 13 6



The Treasury, New South Wales  
Sydney, 11th August, 1921.







---

No. 5.

---

THE PUBLIC WORKS ACCOUNT.

---

ACCOUNT CURRENT

OF

RECEIPTS AND EXPENDITURE

IN THE

YEAR ENDED 30TH JUNE, 1921.



No.

**PUBLIC WORKS**  
ACCOUNT CURRENT of RECEIPTS and

Dr.

PARTICULARS OF RECEIPTS.	AMOUNT.	TOTAL.
To Repayments to Credit of undermentioned Votes, previous years:—	£ s. d.	£ s. d.
Colonial Secretary—		
Miscellaneous—		
Purchase of "Cranbrook"—Residence for State Governor ... ..		3,954 6 8
Minister for Public Health and Motherhood—		
Hospitals—		
Metropolitan, Suburban, and Country Hospitals—Grants under the provisions of Public Works and Closer Settlement Funds Act, 1906 ... ..	68 13 1	
Coast Hospital—Preparing Site for Erection of Pavilions and other Buildings, and formation of roads ... ..	427 6 1	
		495 19 2
Sydney Harbour Trust—		
Renewals and Replacement of Wharfs, Jetties, and Plant, and Buildings under Reconstruction Scheme ... ..		20 2 5
Carried forward ... ..	£ .. ..	4,470 8 3

5.

**ACCOUNT.**

EXPENDITURE in the Year ended 30th June, 1921

Cr.

PARTICULARS OF EXPENDITURE.	AMOUNT.	TOTAL.
By Payments on account of the undermentioned Services, viz.:—	£ s. d.	£ s. d.
Colonial Secretary—		
Fisheries Branch—		
Fish Hatcheries, Sheds—Erection, Renewals, &c., and Launches ... ..		1,284 2 6
Minister for Public Health and Motherhood—		
Hospitals—		
Metropolitan, Suburban, and Country Hospitals—Grants under the provisions of Public Works and Closer Settlement Funds Act, 1906 ... ..	75,145 19 7	
Parramatta Hospital ... ..	1,294 14 1	
Coast Hospital—Preparing Site for Erection of Pavilions and other Buildings and formation of roads ... ..	7,416 19 10	
Infants' Welfare Centre, Woolloomooloo ... ..	6,534 2 3	
Venereal Clinics ... ..	3,010 6 6	
Baby Clinics, Broken Hill ... ..	893 10 11	
		94,295 13 2
Lunacy—Purchase of Launch for use of Mental Hospitals... ..		500 0 0
Treasurer and Secretary for Finance and Trade—		
Government Printer—		
Purchase of Extra Machinery and Renewal of Plant ... ..	2,915 5 6	
Plant and Equipment for Manufacture of Paper ... ..	1,173 10 4	
Explosives—		
New Land Magazine at Newcastle—Improvement, &c.—further sum ... ..	481 9 4	
Autograph Time Recorders, Public Magazines at Sydney ... ..	92 2 0	
New Steam Tug for service of the Public Magazine at Newcastle ... ..	1,192 6 7	
Minor Works—Existing Storage Accommodation at Public Magazines at Sydney, Improvements and Renewals ... ..	167 17 6	
Resumed Properties—		
Renewal of Properties in Observatory Hill Resumed Area, &c. ... ..	3,110 12 1	
To provide for Purchase of Stores and Materials, the cost of which cannot properly be charged to appropriations of Parliament until actually issued for use—the amount to be carried to Special Deposits Account—(Resumed Properties—Stores Advance Account) ... ..	2,000 0 0	
		5,110 12 1
Sydney Harbour Trust—		
Renewals and Replacement of Wharfs, Jetties, and Plant, and Buildings under Reconstruction Scheme ... ..		20,108 3 6
Miscellaneous—		
Recoup of Payments charged to Public Works Account Expenditure Suspense Account, 1919–20—		
Minister for Public Health—		
Purchase, Equipment, &c., of "Montrose," Burwood, for a Maternity Hospital ... ..	5,351 8 8	
Purchase of "Fernleigh," Ashfield, for use as a Maternity Rest Home ... ..	5,316 2 7	
Treasurer and Secretary for Finance and Trade—		
Explosives Department—		
Equipment for Testing Explosives ... ..	12 0 5	
Railways and Tramways—		
Railways and Tramways ... ..	2,959 7 8	
Minister for Public Works—		
Metropolitan Board of Water Supply and Sewerage—		
Renewals of Water Mains, Sewers, &c. ... ..	6,217 14 8	
Public Instruction—		
Purchase of "Bidura," Glebe Point, as a depôt, State Children Relief Department ... ..	4,125 0 0	
Agriculture—		
Hawkesbury Agricultural College—		
Installation of New Boilers ... ..	1,207 4 3	
Minister for Local Government—		
Provision of Punt over Cook's River, Approaches, &c.; Grants to Councils, for Improvements to Lord's-road and for Construction of New Main Road to connect Botany-road (Botany) with Bay-road (Rockdale)—further sum ... ..	2,572 10 7	
		27,761 8 10
Carried forward ... ..	£ .. ..	155,082 11 4



## PUBLIC WORKS

Dr.

ACCOUNT CURRENT of RECEIPTS and

PARTICULARS OF RECEIPTS.	AMOUNT.	TOTAL.
To Repayments to Credit of undermentioned Votes, previous years :—	£ s. d.	£ s. d.
Brought forward .. .. .	£ .....	4,470 8 3
Railways and Tramways—		
Railways and Tramways .. .. .	.....	1,927 10 9
Secretary for Lands—		
Miscellaneous—		
Forest Vale Share-farming Area—For preparation of Farms on Area ..	46 19 7	
Towards the Purchase, Acquisition, or Resumption of Sites for Public Parks, Resumption of Foreshores, and for other Public Purposes, and expenses in connection therewith .. .. .	550 13 2	
Compensation in connection with the resumption of Land for Roads under the Public Roads Act, 1902 .. .. .	31 0 0	
		628 12 9
Minister for Forests—		
Forestry Commission—		
Industrial Undertaking—		
Purchase of Machinery, erection of Buildings, Log Trucks, State Sawmills, Craven and Gloucester, Industrial Undertakings, and expenses in connection therewith, including Land Resumptions... ..	5,451 19 4	
Miscellaneous Services—		
To provide for Employment of Returned Soldiers on Forestry work, including accommodation and equipment .. .. .	2,831 17 10	
		8,283 17 2
Minister for Public Works—		
For Construction of Works generally—Works, Buildings, and Services —		
Water Supplies .. .. .	167 11 2	
Bridges (as per Schedule, <i>see page 108</i> ) .. .. .	103 0 8	
		270 11 10
Works and Services—		
Bridges (as per Schedule, <i>see page 108</i> ) .. .. .	422 4 4	
Punts, Ferries, and Launches .. .. .	10 3 4	
Public Buildings (as per Schedule, <i>see page 110</i> ) .. .. .	89 8 0	
Public Watering Places and Drainage .. .. .	4 8 10	
Harbours and Rivers—Dredge Service in connection with Permanent Improvements of Harbours and Rivers (as per Schedule, <i>see page 112</i> )...	598 6 4	
Water Supplies .. .. .	126 14 5	
Works undertaken for Shires and Municipalities under Contract, for repayment .. .. .	394 0 2	
Grant under Section 5 of Public Works Fund Act to Shires and Municipalities	302 5 5	
		1,947 10 10
Hunter District Water Supply and Sewerage Board—		
Renewals of Water Mains and Sewers .. .. .	.....	19 17 11
Carried forward .. .. .	£ .....	17,548 9 6

## ACCOUNT.

EXPENDITURE in the Year ended 30th June, 1921—*continued.*

Cr.

PARTICULARS OF EXPENDITURE.	AMOUNT.	TOTAL.
By Payments on account of the undermentioned Services, viz. :—	£ s. d.	£ s. d.
Brought forward .. .. .	£ .....	155,082 11 4
Railways and Tramways—		
Railways and Tramways .. .. .	.....	3,400 9 0
Secretary for Lands—		
Miscellaneous—		
Forest Vale Share-farming Area—For preparation of Farms on Area ..	495 2 8	
Towards the purchase, acquisition, or resumption of Sites for Public Parks, resumption of Foreshores, and for other Public Purposes, and expenses in connection therewith .. .. .	12,325 11 5	
Compensation in connection with the resumption of Land for Roads, under the Public Roads Act, 1902 .. .. .	53 10 10	
For construction of Roads, Water Conservation, and otherwise improving Lands for Settlement .. .. .	40 1 8	
For clearing, fencing, and improving the Northern Suburbs Cemetery ..	28 16 2	
Nielsen and Vacluse Parks—Improvements .. .. .	3,000 0 0	
Ashton Park—Installation of Septic Tank .. .. .	750 0 0	
		16,693 2 9
Returned Soldiers' Settlements—		
Forest Vale Share-farming Area—For preparation of Farms on the Area ..	.....	1,124 0 8
Minister for Forests—		
Forestry Commission—		
Industrial Undertaking—		
Purchase of Machinery, erection of Buildings, Log Trucks, State Sawmills, Craven and Gloucester, Industrial Undertakings, and expenses in connection therewith, including Land Resumptions .. .. .	5,312 8 4	
Miscellaneous Services—		
To provide for Employment of Returned Soldiers on Forestry Work, including accommodation and equipment .. .. .	5,360 14 11	
To meet Expenditure in connection with Afforestation and Works incidental thereto .. .. .	5,000 0 0	
To recoup Prisons Department for supervision of Prison Camp, Tuncurry, in connection with Afforestation .. .. .	972 16 7	
To meet expenditure in connection with Afforestation and Re-afforestation, Resumptions, Survey, and Improvements of Land for Forestry purposes...	250 0 0	
		16,895 19 10
Minister for Public Works—		
Works and Services—		
Roads—(as per Schedule, <i>see page 107</i> ) .. .. .	1,354 0 3	
Bridges—(as per Schedule, <i>see page 109</i> ) .. .. .	27,675 13 10	
Punts, Ferries, and Launches .. .. .	2,031 17 10	
Matraville Roads and other Works .. .. .	34,390 7 7	
Public Buildings—(as per Schedule, <i>see page 111</i> ) .. .. .	61,739 19 0	
Public Watering Places and Drainage .. .. .	1,660 2 1	
Harbours and Rivers—Dredge Service in connection with Permanent Improvements of Harbours and Rivers—(as per Schedule, <i>see page 113</i> )	11,194 18 4	
Water Supplies .. .. .	542 12 0	
		140,589 10 11
Recoup to Loan Vote—Works, Buildings, and Services in terms of appropriation under Loan Act No. 57, of 1912 .. .. .	.....	19,500 0 0
Expenditure on Main Roads of the State under a Board constituted for the purpose .. .. .	.....	587 1 7
Metropolitan Board of Water Supply and Sewerage—		
Renewals of Water Mains, Sewers, Plant, Buildings, &c., for Renewal Works generally; also recoup to Loan Votes for Machinery and Plant worn out or dismantled .. .. .	.....	11,996 15 0
Hunter District Water Supply and Sewerage Board—		
Renewal of Water Mains and Sewers .. .. .	.....	220 16 9
Carried forward .. .. .	£ .....	366,090 7 10



## PUBLIC WORKS

Dr.

## ACCOUNT CURRENT of RECEIPTS and

PARTICULARS OF RECEIPTS.	AMOUNT.	TOTAL.
	£ s. d.	£ s. d.
To Repayments to Credit of undermentioned Votes, previous years:—		
Brought forward ... ..	£ .....	17,548 9 6
Public Instruction— Miscellaneous— School Buildings, Teachers' Residences, Sites, Trade Schools, Technical Education, Teachers' Training College, and other Buildings, Erections, Additions, Im- provements, Equipment, Renewals, and Materials ... ..	.....	1,090 12 11
Minister for Local Government— Miscellaneous—		
Works undertaken for Shires and Municipalities under contract for repayment ...	1,710 0 2	
Provision of Punt over Cook's River, Approaches, &c., Grants to Councils for Improvements to Lord's-road, and for Construction of New Main Road to connect Botany-road (Botany) with Bay-road (Rockdale)—further sum ...	90 12 4	
Bunnerong-road—Reconstruction between Gardiner's-road and Anzac-parade ...	28 2 9	1,828 15 3
Total Repayments to Credit of Votes ( <i>Previous Years</i> ) ... ..	£ .....	20,467 17 8
To RECEIPTS:—		
Transfer from Consolidated Revenue Fund, being two-thirds net proceeds of Sale of Crown Lands, exclusive of interest, less 20 per cent., under section 4, Act No. 9, 1906 ... ..	451,561 1 11	
Transfer from Consolidated Revenue Fund—Amount in aid ... ..	200,000 0 0	
Proceeds of Sale of Land, under section 4 of Public Instruction Act of 1880 ...	1,265 2 6	652,826 4 5
Total ... ..	£ .....	673,294 2 1
To Balance on 30th June, 1920, brought forward ... ..	£ .....	350,401 0 0
TOTAL ... ..	£ .....	1,023,695 2 1

The Treasury New South Wales,  
Sydney, 11 August, 1921.

A. LYNCH,  
Acting Comptroller of Accounts.

## ACCOUNT.

EXPENDITURE in the Year ended 30th June, 1921—continued.

Cr.

PARTICULARS OF EXPENDITURE.	AMOUNT.	TOTAL.
	£ s. d.	£ s. d.
By Payments on account of the undermentioned Services, viz.:—		
Brought forward ... ..	£ .....	366,090 7 10
Public Instruction— Miscellaneous— School Buildings, Teachers' Residences, Sites, Trade Schools, Technical Education, Teachers' Training College, and other Buildings, Erections, Additions, Improvements, Equipment, Renewals, and Materials ... ..	.....	251,734 5 8
Recoup to Loan Vote—School Buildings, Teachers' Residences, and other Buildings, &c., in terms of appropriation under Loan Act No. 57, 1912 ... ..	.....	25,000 0 0
Department of Agriculture— Miscellaneous— Hawkesbury Agricultural College— Electrical Power Station—Extension ... ..	878 8 11	
Re-wiring Electric Installation—further sum ... ..	3,864 10 11	4,742 19 10
Minister for Local Government— Miscellaneous— Grants to Shires and Municipalities— To assist Shires and Municipalities ... ..	5,095 5 8	
Works undertaken for Shires and Municipalities under contract for repayment ...	500 0 0	
Grants to Councils for reconstruction of Parramatta-road ... ..	28,500 0 0	
Works undertaken for Shires and Municipalities under contract for repayment— Parramatta-road ... ..	27,781 19 2	
Provision of Punt over Cook's River approaches, &c.; Grants to Councils for Improvements to Lord's-road and for Construction of New Main Road to connect Botany-road (Botany) with Bay-road (Rockdale)— further sum ... ..	5,083 1 1	
Purchase and Installation of a Road-material Testing Plant—further sum ...	291 10 0	
Bunnerong-road—Reconstruction between Gardiner's-road and Anzac-parade ...	8,249 10 2	
Improvement of Great Southern road between Liverpool and Campbelltown ...	16,544 9 7	92,045 15 8
Total Payments on account of Services ... ..	£ .....	739,613 9 0
By Balance on 30th June, 1921, carried forward ... ..	£ .....	* 284,081 13 1
TOTAL ... ..	£ .....	1,023,695 2 1

\* See page 218.

JOHN T. LANG,  
Treasurer.

I HEREBY CERTIFY that the above account represents the actual receipts and expenditure of the Treasurer on account of the Public Works Account during the year ended 30th June, 1921, and is in accordance with the requirement of the Audit Act, 1902, section 58.

Given under my hand, this 22nd day of September, 1921.

F. A. COGHLAN,  
Auditor-General.



## Public Works Account.

## ROADS—SCHEDULE.

DETAIL Statement of Repayments on account of previous years (supplied by  
Department of Public Works) during the year ended 30th June, 1921.

HEAD OF SERVICE.	AMOUNT.
	<div>£      s.      d.</div> <div>Nil.</div>
<div>£</div>	<div>.....</div>



## Public Works Account.

## ROADS—SCHEDULE.

DETAIL Statement of Expenditure (supplied by the Department of Public Works) during the Year ended 30th June, 1921.

HEAD OF SERVICE.								EXPENDITURE.		
								£	s.	d.
Tourist Roads, Carruthers Drive...	...	...	...	...	...	...	...	98	17	6
Elith, via Jenolan Caves, to Hampton ...	...	...	...	...	...	...	...	300	0	0
Opening Roads to newly-constructed Railways and Tramways	...	...	...	...	...	...	...	10	9	0
Jindabyne to Mount Kosciusko ...	...	...	...	...	...	...	...	944	13	9
TOTAL										
								£	*1,354	0 3

\* See page 103.



## Public Works Account.

## BRIDGES—SCHEDULE.

DETAIL Statement of Repayments on account of previous years (supplied by the Department of Public Works) during the year ended 30th June, 1921.

HEAD OF SERVICE.										AMOUNT.		
Works Buildings and Services—										£	s.	d.
Woronora Bridge—Road of approach ... ..										*103	0	8
										£	s.	d.
George's River ... ..										248	18	8
Towamba River at New Buildings ... ..										7	13	4
Towamba River—Towamba ... ..										23	19	0
Barwon River—Euminbah ... ..										8	11	7
Kiah River ... ..										119	19	6
Namoi River at Tarriaro ... ..										13	2	3
										*422	4	4
												</



## Public Works Account.

## BRIDGES—SCHEDULE.

DETAIL Statement of Expenditure (supplied by the Department of Public Works) during the year ended 30th June, 1921.

HEAD OF SERVICE.										EXPENDITURE.		
										£	s.	d.
Hunter River, at Denman—towards	...	...	...	...	...	...	...	...	...	49	3	11
Minindie Creek	...	...	...	...	...	...	...	...	...	27	9	11
Barrington River, at Gloucester—towards	...	...	...	...	...	...	...	...	...	814	3	6
Gwydir River, at Boolooroo—towards	...	...	...	...	...	...	...	...	...	1,209	14	8
Namoi River, at Tarriaro—towards	...	...	...	...	...	...	...	...	...	3,678	2	0
Barwon River, at Euminbah	...	...	...	...	...	...	...	...	...	1,374	3	1
Murrumbidgee River, at Narrandera	...	...	...	...	...	...	...	...	...	1,440	3	0
Parramatta River, at Rhodes	...	...	...	...	...	...	...	...	...	347	8	6
Rankin's Bridge, Macquarie River—towards	...	...	...	...	...	...	...	...	...	807	2	11
Thorne's Bridge, Mulwaree Ponds—towards	...	...	...	...	...	...	...	...	...	496	9	6
Brogo River, near Brogo—towards	...	...	...	...	...	...	...	...	...	2,942	14	1
Culgoa River, at Brenda...	...	...	...	...	...	...	...	...	...	53	14	1
Cuffe's Creek Road, Bourke to Barrington	...	...	...	...	...	...	...	...	...	22	19	1
Lachlan River, at Murrin	...	...	...	...	...	...	...	...	...	2	1	0
Lachlan River, at Hillston	...	...	...	...	...	...	...	...	...	237	8	6
Hawkesbury River, at Windsor	...	...	...	...	...	...	...	...	...	1,145	3	9
Kiah River Bridge	...	...	...	...	...	...	...	...	...	2,072	8	5
Towamba River, at New Buildings	...	...	...	...	...	...	...	...	...	4,304	5	6
Towamba River, at Towamba	...	...	...	...	...	...	...	...	...	3,266	0	3
Pamamaroo Creek...	...	...	...	...	...	...	...	...	...	18	10	9
Six Mile Creek	...	...	...	...	...	...	...	...	...	0	5	10
Hunter River, at Ash Island	...	...	...	...	...	...	...	...	...	2,654	11	4
Minor Works and other Bridges—												
Merrimajeel Creek	...	...	...	...	...	...	...	...	...	2	18	5
George's River	...	...	...	...	...	...	...	...	...	699	10	1
Upper Manilla	...	...	...	...	...	...	...	...	...	9	1	9
TOTAL	...	...	...	...	...	...	...	...	...	£	*27,675	13 10



## Public Works Account.

## PUBLIC BUILDINGS—SCHEDULE.

DETAIL Statement of Repayments on account of previous years (supplied by the Department of Public Works) during the year ended 30th June, 1921.

HEAD OF SERVICE.										AMOUNT.		
										£	s	d.
Hospitals—Coast...	...	..	...	...	...	...	...	...	...	79	18	0
Government Asylum—Newington	...		...	...	...	...	...	...	...	5	0	0
State Clothing Factory	...	...	...	...	...	...	...	...	...	4	10	0
TOTAL												
										£	*89	8 0



## Public Works Account.

## PUBLIC BUILDINGS—SCHEDULE.

DETAIL Statement of Expenditure (supplied by the Department of Public Works) during the year ended 30th June, 1921.

HEAD OF SERVICE										AMOUNT.		
										£	s.	d.
Taronga Park—Zoological Gardens	...	...	...	...	...	...	...	...	...	143	3	10
Waterfall Hospital	...	...	...	...	...	...	...	...	...	575	1	0
Mental Hospitals	...	...	...	...	...	...	...	...	...	2,201	17	2
Government Asylums	...	...	...	...	...	...	...	...	...	8,408	8	7
Police Buildings	...	...	...	...	...	...	...	...	...	29,853	13	3
Court Houses	...	...	...	...	...	...	...	...	...	1,855	3	8
Hospitals	...	...	...	...	...	...	...	...	...	8,571	3	5
Gaols and Penitentiary	...	...	...	...	...	...	...	...	...	1,700	3	9
Parliamentary Buildings	...	...	...	...	...	...	...	...	...	2,563	2	3
Lands Offices—Goulburn	...	...	...	...	...	...	...	...	...	231	0	0
Greycliffe Hospital	...	...	...	...	...	...	...	...	...	430	15	9
New Morgue—Newcastle	...	...	...	...	...	...	...	...	...	224	3	6
Public Library	...	...	...	...	...	...	...	...	...	2	14	5
Stamp Duties Office	...	...	...	...	...	...	...	...	...	1,883	5	8
Public Buildings generally—												
Government Printing Office	...	...	...	...	...	...	...	...	...	200	0	0
Broughton Hall	...	...	...	...	...	...	...	...	...	2,530	7	9
Bureau of Statistics	...	...	...	...	...	...	...	...	...	165	15	0
Chief Secretary and Public Works Department	...	...	...	...	...	...	...	...	...	200	0	0
TOTAL										£	61,739	19 0







DETAIL Statement of Expenditure (supplied by the Department of Public Works)  
during the year ended 30th June, 1921.

\* See page 103.







---

No. 6.

---

THE GENERAL LOAN ACCOUNT.

---

ACCOUNT CURRENT

or

RECEIPTS AND EXPENDITURE

IN THE YEAR ENDED 30TH JUNE, 1921.

---



## THE GENERAL

## ACCOUNT CURRENT of RECEIPTS and

Dr.

PARTICULARS OF RECEIPTS.	AMOUNT.	TOTAL.
To Repayments to Credit of the undermentioned Votes, previous years, viz. :—	£ s. d.	£ s. d.
ACT 36, VICTORIA, No. 17.		
Railways—		
Towards the Construction of a Line from Goulburn to Wagga Wagga ... ..		515 13 2
ACT No. 36, 1905.		
Secretary for Lands—		
Loans to Pastures Protection Boards under Act 111, 1902, for the purchase of Wire-netting or other material and plant for the destruction of rabbits ... ..		7,530 19 7
ACT No. 19, 1907.		
Lands—		
For the Purchase of Wire-netting or other material and plant for the destruction of rabbits, under section 30 of Act 111 of 1902—Further sum ... ..		3,164 0 3
ACT No. 16, 1909.		
Sewerage Construction—		
Long Bay Ocean Outfall—towards ... ..		33 6 8
ACT No. 25, 1911.		
Water Conservation—		
For the Construction of Works under the Barren Jack Dam and Murrumbidgee Canals Construction Act, 1906 ... ..	3,140 0 0	
Murrumbidgee Irrigation Area—for the acquisition and Disposal of Lands for Settlement Purposes ... ..	1,328 13 7	
		4,468 13 7
ACT No. 13, 1912.		
Tramway Construction—		
Tramways generally ... ..		251 0 0
ACT No. 44, 1912.		
Water Act Works ... ..		455 6 11
ACT No. 57, 1912.		
Harbours and Rivers ( <i>per Schedule, see page 156</i> ). ... ..		544 10 0
ACT No. 31, 1914.		
Miscellaneous—		
State Power Supply, Survey, Lands, &c.—towards ... ..	47 6 6	
Works undertaken for Shires and Municipalities under contract for repayment ... ..	2,719 5 1	
		2,766 11 7
Hunter District Board of Water Supply and Sewerage—		
Water Supply—		
Amplification—towards ... ..		11 10 0
ACT No. 56, 1915.		
Tramways—		
Additions to Lines, Workshops, Buildings, and Power House, Duplication of Lines, and for other purposes ... ..		590 18 7
Secretary for Lands—Miscellaneous—		
For the Purchase of Wire-netting or other Material and Plant for the destruction of Rabbits, under Section 30 of Act 111 of 1902, as amended by Section 16 of Act 20 of 1906—further sum ... ..		1,016 8 2
Carried forward ... ..	£	21,348 18 6

## LOAN ACCOUNT.

## EXPENDITURE in the Year ended 30th June, 1921.

Cr.

PARTICULARS OF EXPENDITURE.	AMOUNT.	TOTAL.
By Payments on account of the undermentioned Services, viz. :—	£ s. d.	£ s. d.
ACT 36 VICTORIA, No. 17.		
Railways—		
Towards the Construction of a Line from Goulburn to Wagga Wagga ... ..		1 0 0
ACT No. 14, 1903.		
Miscellaneous—		
For the purpose of the Darling Harbour Wharves Resumption Act, 1900—further sum ... ..		118 10 3
ACT No. 36, 1905.		
Secretary for Lands—		
Loan to Pastures Protection Boards under Act 111, 1902, for the purchase of Wire-netting or other material and plant for the destruction of rabbits ... ..		3,717 6 1
ACT No. 19, 1907.		
Lands—		
For the Purchase of Wire-netting and other material and plant for the destruction of rabbits, under section 30 of Act 111 of 1902—further sum ... ..		790 3 7
ACT No. 16, 1909.		
Sewerage Construction—		
Long Bay Ocean Outfall—towards ... ..		22 10 0
ACT No. 25, 1911.		
Water Conservation—		
For the Construction of Works under the Barren Jack Dam and Murrumbidgee Canals Construction Act, 1906 ... ..	3,140 0 0	
Murrumbidgee Irrigation Area—for the Acquisition and Disposal of Lands for Settlement Purposes ... ..	1,210 15 1	
		4,350 15 1
ACT No. 13, 1912.		
Tramway Construction—		
Tramways generally ... ..		201 0 0
ACT No. 44, 1912.		
Water Act Works ... ..		0 2 8
ACT No. 57, 1912.		
Harbours and Rivers ( <i>per schedule, see page 157</i> ) ... ..		544 0 11
ACT No. 31, 1914.		
Water Conservation and Irrigation Commission—		
Lands Resumption and Compensation—Burrinjuck Storage Reservoir and Murrumbidgee Irrigation Areas ... ..		358 11 7
Public Buildings—		
New Store Depot at Leichhardt—further sum ... ..		434 12 3
Miscellaneous—		
State Power Supply, Survey, Lands, &c.—towards ... ..	1,854 1 10	
Works undertaken for Shires and Municipalities under contract for repayment ... ..	150 0 0	
		2,004 1 10
Hunter District Board of Water Supply and Sewerage—		
Water Supply—		
Amplification—towards ... ..		413 5 1
Agriculture—		
For the promotion of Agriculture, Agricultural Colleges, and Experiment and Demonstration Farms ... ..		60 18 0
ACT No. 56, 1915.		
Tramways—		
Additions to Lines, Workshops, Buildings, and Power House, Duplication of Lines, and for other purposes ... ..		3 19 0
Secretary for Lands—Miscellaneous—		
For the Purchase of Wire-netting or other Material and Plant for the destruction of Rabbits, under Section 30 of Act 111 of 1902, as amended by Section 16 of Act 20 of 1906—further sum ... ..		168 11 7
Carried forward ... ..	£	13,189 7 11



## GENERAL LOAN ACCOUNT CURRENT of RECEIPTS and

Dr.

PARTICULARS OF RECEIPTS.	AMOUNT.	TOTAL.
	£ s. d.	£ s. d.
To Repayments to Credit of the undermentioned Votes, previous years— <i>continued</i> .		
Brought forward ... .. £		21,348 18 6
ACT No. 56, 1915— <i>continued</i> .		
Railway Construction—		
North Coast Railway—further sum ... ..	5 15 4	
Dunedoo to Coonabarabran—further sum ... ..	3,368 0 0	
Wagga Wagga to Tumbarumba—further sum ... ..	1,668 17 9	
Sydenham to Botany—further sum ... ..	7 11 4	
		5,050 4 5
Metropolitan Railway Construction—		
City Electric Railway and Bridge-yard Machinery—further sum .....		9 4 0
Water Supplies—		
Hunter District Water Supply—Amplification ... ..		156 8 5
Harbours and Rivers—		
Tweed River Improvements—further sum ... ..		16 8 0
Miscellaneous—		
Advance to meet General Expenses, Commission, and other charges payable under the agreement with Messrs. Norton Griffiths & Co. in connection with the carrying out of Public Works, to be hereafter adjusted by transfer of payments to the specific Public Works to which the amounts are properly chargeable ... ..		65 0 0
Water Conservation and Irrigation Commission—		
For the construction of Burrinjuck Dam, Murrumbidgee Canals, Purchase of Stock, Assisting Settlers, Payment of Tenant-rights, &c. ... ..	200 0 0	
Shallow boring—To provide Water Supplies for Settlers ... ..	137 5 7	
		337 5 7
ACT No. 73, 1916.		
Tramways—		
Towards additional Rolling-stock to meet extension of traffic and equipment of New Lines ... ..		1,056 0 0
Railway Construction—		
Dunedoo to Coonabarabran—further sum ... ..	121 0 4	
Tullamore to Tottenham—further sum ... ..	3,336 0 0	
Barellan to Mirrool—further sum ... ..	699 2 3	
Glenreagh to Dorriggo—further sum ... ..	3,415 0 0	
Cooma to Bombala—further sum ... ..	1,779 18 5	
Sydenham to Botany—further sum ... ..	44 16 6	
		9,395 17 6
Metropolitan Railway Construction—		
City and Suburban Electric Railways—further sum ... ..	33,941 16 2	
City and Suburban Railways—Land resumptions and costs ... ..	2,592 12 3	
		36,534 8 5
Water Supplies—		
Improvements to Sydney Water Supply—further sum ... ..		297 10 0
Carried forward ... .. £		74,267 4 10

EXPENDITURE in the Year ended 30th June, 1921—*continued*.

Cr.

PARTICULARS OF EXPENDITURE.	AMOUNT.	TOTAL.
	£ s. d.	£ s. d.
By Payments on account of the undermentioned Services— <i>continued</i> .		
Brought forward ... .. £		13,189 7 11
ACT No. 56, 1915— <i>continued</i> .		
Railway Construction—		
North Coast Railway—further sum ... ..	5 15 4	
Dunedoo to Coonabarabran—further sum ... ..	5 6 0	
Wagga Wagga to Tumbarumba—further sum ... ..	1,668 17 9	
Sydenham to Botany—further sum ... ..	8 8 4	
		1,688 7 5
Metropolitan Railway Construction—		
City Electric Railway and Bridge-yard Machinery—further sum .....	155 12 9	
Eastern Suburbs Electric Railway—further sum ... ..	503 2 11	
Western Suburbs Electric Railway—further sum ... ..	90 19 6	
		749 15 2
Water Supplies—		
Hunter District Water Supply—Amplification ... ..		156 8 5
Sewerage Construction—		
Long Bay Ocean Outfall—further sum ... ..		10 0 0
Harbours and Rivers—		
Tweed River Improvements—further sum ... ..		16 8 0
Bridges—		
Sydney Harbour Bridge ... ..		1,070 6 7
Miscellaneous—		
Advance to meet General Expenses, Commission, and other charges payable under the agreement with Messrs. Norton Griffiths & Co. in connection with the carrying out of Public Works, to be hereafter adjusted by transfer of payments to the specific Public Works to which the amounts are properly chargeable ... ..		2,949 4 3
Agriculture—		
For the promotion of Agriculture, Agricultural Colleges, and Experiment and Demonstration Farms ... ..		651 11 6
Water Conservation and Irrigation Commission—		
For the construction of Burrinjuck Dam, Murrumbidgee Canals, Purchase of Stock, Assisting Settlers, Payment of Tenant-rights, &c. ... ..	128 8 0	
Shallow boring—To provide Water Supplies for Settlers ... ..	47 18 0	
		176 6 0
ACT No. 73, 1916.		
Industrial Undertaking—		
State Trawlers—towards construction of Trawlers, Wooden Fish-carrying Vessel, Establishment of Depôts, Motor Vehicles, Wharf accommodation, Plant ... ..		700 11 4
Tramways—		
Towards additional Rolling Stock to meet extension of traffic and equipment of New Lines ... ..		35,452 8 5
Railway Construction—		
Dunedoo to Coonabarabran—further sum ... ..	1,034 12 2	
Tullamore to Tottenham—further sum ... ..	92 6 3	
Barellan to Mirrool—further sum ... ..	526 14 1	
Glenreagh to Dorriggo—further sum ... ..	4,214 17 1	
Cooma to Bombala—further sum ... ..	1,767 6 8	
Sydenham to Botany—further sum ... ..	37 8 0	
		7,673 4 3
Metropolitan Railway Construction—		
City and Suburban Electric Railways—further sum ... ..	155,685 2 10	
City and Suburban Railways—Land resumptions and costs ... ..	45 3 10	
		155,730 6 8
Water Supplies—		
Improvements Sydney Water Supply—further sum ... ..		297 10 0
Harbours and Rivers—		
Nambucca River Improvements—further sum ... ..		2 13 9
Carried forward ... .. £		220,514 9 8



Dr.

## GENERAL LOAN ACCOUNT CURRENT of RECEIPTS and

PARTICULARS OF RECEIPTS.	AMOUNT.	TOTAL.
	£ s. d.	£ s. d.
To Repayments to Credit of the undermentioned Votes, previous years— <i>continued</i> .		
Brought forward ... .. £		74,267 4 10
ACT No. 73, 1916— <i>continued</i> .		
Industrial Undertakings—		
State Timber Yards and Building Workshops—further sum ...	1,003 3 9	
State Metal Quarries—further sum ... ..	312 10 4	
		1,315 14 1
Water Conservation and Irrigation Commission—		
Shallow boring—To provide Water Supplies for Settlers ... ..		1,937 6 8
ACT No. 7, 1917.		
Industrial Undertaking—		
State Trawlers—towards construction of Trawlers, Wooden Fish-carrying Vessel, Establishment of Depôts, Motor Vehicles, Wharf accommodation, Plant ... ..		20 10 0
Railway Construction—		
Muswellbrook to Merriwa—further sum ... ..	2,601 8 1	
Wyalong to Cudgellico—further sum ... ..	193 1 8	
Sydenham to Botany—further sum ... ..	11 12 5	
		2,806 2 2
Secretary for Lands—Miscellaneous—		
Forest Vale Estate—Preparation, &c., of Farms for Share farmers ... ..	115 13 8	
For the purpose of Prickly-pear Eradication on Crown Lands and expenses incidental thereto ... ..	113 13 6	
		229 7 2
Harbours and Rivers—		
Newcastle Harbour Improvements, including Wharfage, Shipping, Dredging, and other plant—further sum ... ..		72 18 9
Water Supplies—		
Improvements, Sydney Water Supply—further sum ... ..	1 0 0	
Hunter District Water Supply—Amplification, further sum ...	40 3 1	
		41 3 1
Metropolitan Meat Industry Board—		
New Public Abattoir and other Works at Homebush Point—Meat Distributing Depôt, Pig and Calf Market, Sale Yards, Meat Export and other Works and Buildings, including Land Resumption and Costs ... ..		778 15 8
Carried forward ... .. £		81,469 2 5

Cr.

EXPENDITURE in the Year ended 30th June, 1921—*continued*.

PARTICULARS OF EXPENDITURE.	AMOUNT.	TOTAL.
	£ s. d.	£ s. d.
By Payments on account of the undermentioned Services— <i>continued</i> .		
Brought forward ... .. £		220,514 9 8
ACT No. 73, 1916— <i>continued</i> .		
Industrial Undertakings—		
State Timber Yards and Building Workshops—further sum ...	545 4 1	
State Metal Quarries—further sum ... ..	113 11 7	
		658 15 8
Department of Agriculture—Miscellaneous—		
Grain Elevators—Construction, and for purposes incidental thereto ... ..		1,715 2 4
Water Conservation and Irrigation Commission—		
For the construction of Burrinjuck Dam, Murrumbidgee Canals, and Works generally; Murrumbidgee Irrigation Areas, Purchase of Stock, Assisting Settlers, Payment of Tenant-rights, &c. ... ..	1,768 15 6	
Shallow boring—To provide Water Supplies for Settlers ...	181 6 3	
To provide assistance in development of farms of settlers of the Murrumbidgee Irrigation Areas who enlist for Military Service ... ..	10 0 0	
		1,960 1 9
ACT No. 7, 1917.		
Industrial Undertaking—		
State Trawlers—towards construction of Trawlers, Wooden Fish-carrying Vessel, Establishment of Depôts, Motor Vehicles, Wharf accommodation, Plant ... ..		232 2 1
Railway Construction—		
Muswellbrook to Merriwa—further sum ... ..	387 3 9	
Wyalong to Cudgellico—further sum ... ..	4,153 17 3	
Sydenham to Botany—further sum ... ..	270 8 2	
		4,811 9 2
Secretary for Lands—Miscellaneous—		
Construction of roads <i>re</i> lands to be made available for Returned Soldiers ... ..	2,122 11 1	
Forest Vale Estate—Preparation, &c., of Farms for Share farmers ... ..	720 10 10	
For the purpose of Prickly-pear Eradication on Crown Lands and expenses incidental thereto ... ..	1,900 7 10	
		4,743 9 9
Harbours and Rivers—		
Newcastle Harbour Improvements, including Wharfage, Shipping, Dredging, and other plant—further sum ...	5,282 0 10	
Cook's River Improvements—further sum ... ..	32 5 9	
		5,314 6 7
Water Supplies—		
Improvements Sydney Water Supply—further sum ... ..	1 0 0	
Hunter District Water Supply—Amplification, further sum ...	40 3 1	
		41 3 1
Bridges—		
Bridges generally ... ..		1,105 9 8
Metropolitan Meat Industry Board—		
New Public Abattoir and other Works at Homebush Point—Meat Distributing Depôt, Pig and Calf Market, Sale Yards, Meat Export and other Works and Buildings, including Land Resumption and Costs ... ..		11,979 13 5
Carried forward ... .. £		253,076 3 2



Dr.

## GENERAL LOAN ACCOUNT CURRENT of RECEIPTS and

PARTICULARS OF RECEIPTS.	AMOUNT.	TOTAL.
	£ s. d.	£ s. d.
To Repayments to Credit of the undermentioned Votes, previous years— <i>continued</i> .		
Brought forward ... ..	£ ... ..	81,469 2 5
ACT No. 7, 1917— <i>continued</i> .		
Hunter District Water Supply and Sewerage Board— Water Supply— Extension of Reticulation; Improvements and other Works; and Amplification—further sum ... ..	... ..	4 0 0
Water Conservation and Irrigation Commission—		
Shallow boring—To provide Water Supplies for Settlers ... ..	... ..	2,052 8 8
ACT No. 25, 1918.		
Industrial Undertaking— State Trawlers—towards construction of Trawlers, Wooden Fish-carrying Vessel, Establishment of Depôts, Motor Vehicles, Wharf accommodation, Plant ... ..	... ..	140 4 3
Railways— Duplication of Lines ... ..	... ..	4,818 14 9
Railway Construction— North Coast Railway—further sum ... ..	6,704 6 7	
Wagga Wagga to Tumbarumba—further sum ... ..	6,275 1 11	
Forbes to Stockinbingal—further sum ... ..	3,728 9 0	
Glenreagh to Dorriggo—further sum ... ..	7 9 11	
Condobolin to Broken Hill, including Matakana to Mount Hope—further sum ... ..	3,764 3 1	
Cobar to C.S.A. Mines—further sum ... ..	33 2 5	
Tottenham to the Mines ... ..	0 6 2	
City and Suburban Railways and Railways generally—Land Resumptions and Costs ... ..	1,008 19 4	
		21,521 18 5
Secretary for Lands—Miscellaneous— Erection of Depôts connected with the Animal Industry of the State, and expenses incidental thereto ... ..	... ..	1 5 6
Harbours and Rivers— Newcastle Harbour Improvements, including Wharfage, Shipping, Dredging, and other plant—further sum ... ..	5,736 16 0	
Port Kembla Harbour Improvements—further sum ... ..	22 1 10	
Wagonga River Improvements—towards ... ..	500 2 1	
		6,258 19 11
Water Supplies— Country Towns Water Supplies—further sum ... ..	6 8 11	
Hunter District Water Supply—Amplification—further sum ... ..	112 3 9	
		118 12 8
Carried forward ... ..	£ ... ..	116,380 6 7

EXPENDITURE in the Year ended 30th June, 1921—*continued*.

Cr.

PARTICULARS OF EXPENDITURE.	AMOUNT.	TOTAL.
	£ s. d.	£ s. d.
By Payments on account of the undermentioned Services— <i>continued</i> .		
Brought forward ... ..	£ ... ..	253,076 3 2
ACT No. 7, 1917— <i>continued</i> .		
Miscellaneous— Government Dockyard, Newcastle—Establishment ... ..	11 16 0	
Water Act— Swamp Drainage Works generally ... ..	6 9 0	
		18 5 0
Hunter District Water Supply and Sewerage Board— Water Supply— Extension of Reticulation; Improvements and other Works; and Amplification—further sum ... ..	... ..	2,150 8 10
Water Conservation and Irrigation Commission— To enable the Water Conservation and Irrigation Commission to make advances to Settlers of the Murrumbidgee Irriga- tion Areas for development purposes and to provide for deferred rents and water rates—to be subsequently repaid Shallow boring—To provide Water Supplies for Settlers ... ..	173 17 10 40 9 1	
		214 6 11
ACT No. 25, 1918— Industrial Undertaking— State Trawlers—towards construction of Trawlers, Wooden Fish-carrying Vessel, Establishment of Depôts, Motor Vehicles, Wharf accommodation, Plant ... ..	... ..	1,235 7 1
Railways— Duplication of Lines ... ..	... ..	18 2 0
Railway Construction— North Coast Railway—further sum ... ..	6,706 6 1	
Wagga Wagga to Tumbarumba—further sum ... ..	6,955 0 1	
Forbes to Stockinbingal—further sum ... ..	2,182 4 11	
Glenreagh to Dorriggo—further sum ... ..	2,092 19 9	
Dubbo to Werris Creek—further sum ... ..	0 4 0	
Condobolin to Broken Hill, including Matakana to Mount Hope—further sum ... ..	6,690 15 7	
Cobar to C.S.A. Mines—further sum ... ..	26 3 8	
Tottenham to the Mines ... ..	54 14 2	
City and Suburban Railways and Railways generally—Land Resumptions and Costs ... ..	12,388 13 0	
		37,097 1 3
Secretary for Lands—Miscellaneous— Erection of Depôts connected with the Animal Industry of the State, and expenses incidental thereto ... ..	... ..	84 11 1
Harbours and Rivers— Newcastle Harbour Improvements, including Wharfage, Shipping, Dredging, and other plant—further sum ... ..	20,758 1 8	
Port Kembla Harbour Improvements—further sum ... ..	184 11 4	
Tweed River Improvements—further sum ... ..	4 16 1	
Wagonga River Improvements—towards ... ..	63 0 9	
		21,010 9 10
Water Supplies— Country Towns Water Supplies—further sum ... ..	10 18 11	
Hunter District Water Supply—Amplification—further sum ... ..	112 3 9	
		123 2 8
Carried forward ... ..	£ ... ..	315,027 17 10



Dr.

## GENERAL LOAN ACCOUNT CURRENT of RECEIPTS and

PARTICULARS OF RECEIPTS.	AMOUNT.	TOTAL.
	£ s. d.	£ s. d.
To Repayments to credit of the undermentioned Votes, previous years— <i>continued</i> .		
Brought forward ... .. £ .....		116,380 6 7
ACT No. 25, 1918— <i>continued</i> .		
Sewerage Construction—		
Metropolitan Sewerage and Stormwater Channels—further sum	284 12 0	
Country Towns Sewerage and Stormwater Channels—further sum ... ..	299 7 5	583 19 5
Public Buildings—		
Treasury Buildings—Additions—further sum ... ..	5,000 0 0	
Caves Houses and Tourist Resorts generally—further sum ...	136 9 6	5,136 9 6
Metropolitan Board of Water Supply and Sewerage—		
Sewerage—		
Construction and Ventilation of Sewers generally—further sum .....		2 13 8
Hunter District Water Supply and Sewerage Board—		
Sewerage—		
Extension and Reticulation Improvements and other Works—further sum ... ..		0 2 7
Department of Agriculture—Miscellaneous—		
Grain Elevators—Emergency Country Grain Silos—towards Construction of, &c. ....	3,916 2 0	
Advances to Farmers for fallowing land ... ..	796 10 5	4,712 12 5
Water Conservation and Irrigation Commission—		
For the construction of Burrinjuck Dam, Murrumbidgee Canals, and Works generally; Murrumbidgee Irrigation Areas, Purchase of Stock, Assisting Settlers, Payment of Tenant-rights, &c. ....	38,054 5 4	
Shallow boring—To provide Water Supplies for Settlers ...	3,131 1 11	41,185 7 3
ACT No. 27, 1919.		
Resumed Properties Branch—		
Improvement of Observatory Hill Resumed Area and Erection of Shops, Dwellings, &c. ....		30 0 0
Sydney Harbour Trust—		
Towards construction of Works generally, and for the improvement of the Port ... ..		4,480 16 6
Carried forward ... .. £ .....		172,512 7 11

Or.

EXPENDITURE in the Year ended 30th June, 1921—*continued*.

PARTICULARS OF EXPENDITURE.	AMOUNT.	TOTAL.
	£ s. d.	£ s. d.
By Payments on account of the undermentioned Services— <i>continued</i> .		
Brought forward ... .. £ .....		315,027 17 10
ACT No. 25, 1918— <i>continued</i> .		
Sewerage Construction—		
Metropolitan Sewerage and Stormwater Channels—further sum	284 12 0	
Country Towns Sewerage and Stormwater Channels—further sum ... ..	0 18 6	285 10 6
Bridges—		
Bridges generally ... ..		6,612 3 2
Public Buildings—		
Treasury Buildings—Additions—further sum ... ..	5,038 15 0	
Caves Houses and Tourist Resorts generally—further sum ...	136 9 6	5,175 4 6
Industrial Undertaking—		
State Motor Garage Establishment—further sum ... ..		92 2 9
Miscellaneous—		
Government Dockyard, Newcastle—Establishment—further sum	2,388 3 7	
Water Act—		
Swamp Drainage Works generally ... ..	172 19 6	2,561 3 1
Metropolitan Board of Water Supply and Sewerage—		
Sewerage—		
Construction and Ventilation of Sewers generally—further sum .....		3,875 14 10
Hunter District Water Supply and Sewerage Board—		
Sewerage—		
Extension and Reticulation Improvements and other Works—further sum ... ..		71 4 10
Department of Agriculture—Miscellaneous—		
For the promotion of Agriculture, Agricultural Colleges, Experiment and Demonstration, &c., Farms—further sum	1,941 2 5	
Grain Elevators—Emergency Country Grain Silos—towards Construction of, &c. ....	87,105 17 4	
Advances to Farmers for fallowing land ... ..	4,954 1 8	94,001 1 5
Water Conservation and Irrigation Commission—		
For the construction of Burrinjuck Dam, Murrumbidgee Canals, and Works generally; Murrumbidgee Irrigation Areas, Purchase of Stock, Assisting Settlers, Payment of Tenant-rights, &c. ....	5,386 12 0	
Shallow boring—To provide Water Supplies for Settlers ...	4 11 10	5,391 3 10
ACT No. 27, 1919.		
Industrial Undertaking—		
State Trawlers—Towards construction of Trawlers, Wooden Fish-carrying Vessel, Establishment of Depôts, Motor Vehicles, Wharf accommodation, Plant ... ..		7,678 17 8
Resumed Properties Branch—		
Improvement of Observatory Hill Resumed Area and Erection of Shops, Dwellings, &c. ....		4,105 14 9
Industrial Undertakings—		
State Clothing Factory—Purchase of Machinery, Plant, &c. ...	175 0 0	
State Drug Depôt—Purchase of Plant, &c. ... ..	33 19 5	208 19 5
Sydney Harbour Trust—		
Towards construction of Works generally, and for the improvement of the Port ... ..		6,015 7 8
Carried forward ... .. £ .....		451,102 6 3



Dr.

## GENERAL LOAN ACCOUNT CURRENT of RECEIPTS and

PARTICULARS OF RECEIPTS.	AMOUNT.	TOTAL.
	£ s. d.	£ s. d.
To Repayments to Credit of the undermentioned Votes, previous years— <i>continued</i> .		
Brought forward ... ..	£ .....	172,512 7 11
ACT No. 27, 1919— <i>continued</i> .		
Railways—		
Rolling-stock, to meet additional traffic requirements, and equipment of New Lines; additions to Railway Lines, Stations, and Buildings, and for other purposes; and towards equipment of Refreshment Rooms ... ..	635 7 0	
Duplication of Lines ... ..	16 19 8	
Flemington to Belmore, and Wardell-road to Glebe Island, and Roselle Bay to Darling Island Railways, including the remodelling of Darling Island Lines ... ..	87 18 0	
		740 4 8
Railway Construction—		
North Coast Railway—further sum ... ..	5,929 17 8	
Glenreagh to Dorrigo—further sum ... ..	33 3 8	
Dubbo to Werris Creek—further sum ... ..	3,663 10 6	
Henty to Billabong—further sum ... ..	7,712 14 6	
Craboon to Coolah—further sum ... ..	7,332 10 10	
Molong to Dubbo—further sum ... ..	62 13 3	
Cooma to Bombala—further sum ... ..	408 11 4	
Sydenham to Botany—further sum ... ..	94 4 1	
Canowindra to Eugowra—further sum ... ..	262 9 4	
Westmead to Castle Hill ... ..	3 4 1	
Coonabarabran to Burren Junction—further sum ... ..	666 11 5	
Barmesman to Rankin's Springs—further sum ... ..	84 19 5	
Griffith to Hillston—further sum ... ..	237 1 6	
Yanco to Griffith ... ..	315 17 11	
		26,807 9 6
Tramway Construction—		
Tramways generally—further sum ... ..	.....	1,172 5 0
Secretary for Lands—		
Returned Soldiers' Settlement—		
Returned Soldiers Settlement Act, No. 21, 1916—as amended by Act 24, 1917—Advances to assist Settlers, and to meet other expenses incurred under the provisions of the Act... ..	15,093 6 10	
Acquisition or Resumption of Lands suitable for small holdings for Returned Soldiers ... ..	95 17 9	
For the subdivision and improvement of Crown or acquired Lands, to be leased or otherwise disposed of to Returned Soldiers, and for other expenses in connection therewith, including the Purchase of Implements, Stock, &c. ... ..	28,711 7 5	
		43,900 12 0
Miscellaneous—		
Advances to assist Necessitous Farmers ... ..	9,523 13 0	
For Purchase of Rabbit proof Wire-netting, under Pastures Protection Act, No. 35, 1912—further sum ... ..	1,406 3 11	
		10,929 16 11
Carried forward ... ..	£ .....	256,062 16 0

EXPENDITURE in the Year ended 30th June, 1921—*continued*.

Cr.

PARTICULARS OF EXPENDITURE.	AMOUNT.	TOTAL.
	£ s. d.	£ s. d.
By Payments on account of the undermentioned Services— <i>continued</i> .		
Brought forward ... ..	£ .....	451,102 6 3
ACT No. 27, 1919— <i>continued</i> .		
Railways—		
Rolling-stock, to meet additional traffic requirements, and equipment of New Lines; additions to Railway Lines, Stations, and Buildings, and for other purposes; and towards equipment of Refreshment Rooms ... ..	234,112 2 1	
Duplication of Lines ... ..	6 2 2	
Flemington to Belmore, and Wardell-road to Glebe Island, and Roselle Bay to Darling Island Railways, including the remodelling of Darling Harbour Lines ... ..	26,076 16 9	
		260,195 1 0
Tramways—		
Additions to Lines, Workshops, Buildings, Rolling Stock, &c. ....	.....	16,118 5 9
Railway Construction—		
North Coast Railway—further sum ... ..	6,356 14 0	
Glenreagh to Dorrigo—further sum ... ..	33,133 8 8	
Dubbo to Werris Creek—further sum ... ..	12,337 6 10	
Condobolin to Broken Hill, including Broken Hill to Merindie and Trida to Merindie Extension—further sum ... ..	28,733 19 6	
Henty to Billabong—further sum ... ..	4,402 12 6	
Craboon to Coolah—further sum ... ..	7,185 12 7	
Molong to Dubbo—further sum ... ..	31,230 9 6	
Cooma to Bombala—further sum ... ..	309 10 10	
Sydenham to Botany—further sum ... ..	3,449 3 4	
Canowindra to Eugowra—further sum ... ..	19,442 2 3	
Westmead to Castle Hill ... ..	6,773 14 4	
Coonabarabran to Burren Junction—further sum ... ..	56,650 5 9	
Barmesman to Rankin's Springs—further sum ... ..	43,874 19 11	
Griffith to Hillston—further sum ... ..	65,316 14 8	
Yanco to Griffith ... ..	31,751 5 11	
		350,948 0 7
Tramway Construction—		
Tramways generally—further sum ... ..	.....	34,948 19 0
Secretary for Lands—		
Returned Soldiers' Settlement—		
Returned Soldiers Settlement Act, No. 21, 1916—as amended by Act 24, 1917—Advances to assist Settlers, and to meet other expenses incurred under the provisions of the Act... ..	977,128 2 0	
Acquisition or Resumption of Lands suitable for small holdings for Returned Soldiers ... ..	177,959 3 6	
For the subdivision and improvement of Crown or acquired Lands to be leased or otherwise disposed of to Returned Soldiers, and for other expenses in connection therewith, including the Purchase of Implements, Stock, &c. ... ..	344,842 17 10	
		1,499,930 3 4
Closer Settlement—		
To provide for the Acquisition of Land for purposes of Closer Settlement and Contingent Expenses, the whole amount to be carried to the Closer Settlement Account and expended in accordance with the provisions of section 7 (1), of Act No. 9, 1906 ... ..	.....	758,000 0 0
Miscellaneous—		
Destruction of Prickly Pear on infested lands along the authorised Railway from Baradine to Wangan Creek ... ..	9,159 17 10	
Advances to assist Necessitous Farmers ... ..	49,654 6 3	
For Purchase of Rabbit-proof Wire-netting, under Pastures Protection Act, No. 35, 1912—further sum ... ..	9 9 9	
		58,823 13 10
Carried forward ... ..	£ .....	3,430,066 9 9



Dr.

## GENERAL LOAN ACCOUNT CURRENT of RECEIPTS and

PARTICULARS OF RECEIPTS.	AMOUNT.	TOTAL.
	£ s. d.	£ s. d.
To Repayments to Credit of the undermentioned Votes, previous years— <i>continued</i> .		
Brought forward ... ..	£ .....	256,062 16 0
ACT No. 27, 1919— <i>continued</i> .		
Harbours and Rivers—		
Newcastle Harbour Improvements, including Wharfage, Shipping, Dredging and other plant—further sum ...	37 0 11	
Port Kembla Harbour Improvements—further sum ...	5,491 12 0	
Coff's Harbour Improvements, Jetty Extension, &c.—further sum ...	48 10 10	
Clarence River—Improvements ...	3,263 5 9	
Manning River Improvements—further sum ...	315 1 8	
		9,155 11 2
Water Supplies—		
Country Towns Water Supplies—further sum ...	407 15 10	
Improvements, Sydney Water Supply—further sum ...	726 2 6	
Hunter District Water Supply—Amplification—further sum ...	1,943 1 7	
		3,076 19 11
Sewerage Construction—		
Metropolitan Sewerage and Stormwater Channels—further sum ...	269 4 11	
Country Towns Sewerage and Stormwater Channels—further sum ...	1,088 9 4	
		1,357 14 3
Bridges—		
Bridges generally ...	.....	280 18 3
Industrial Undertakings—		
State Timber Yards and Building Workshops, Uhr's Point—Improvements ...	.....	886 3 6
Minister for Public Works—Miscellaneous :—		
Government Dockyard, Newcastle—Establishment—further sum ...	24 13 6	
River Murray Commission—		
Part Cost of Works to be carried out under the Act—further sum ...	2 10 9	
		27 4 3
Carried forward ... ..	£ .....	270,847 7 4

EXPENDITURE in the Year ended 30th June, 1921—*continued*.

Cr.

PARTICULARS OF EXPENDITURE.	AMOUNT.	TOTAL.
	£ s. d.	£ s. d.
By Payments on account of the undermentioned Services— <i>continued</i> .		
Brought forward ... ..	£ .....	3,430,066 9 9
ACT No. 27, 1919— <i>continued</i> .		
Harbours and Rivers—		
Newcastle Harbour Improvements, including Wharfage, Shipping, Dredging, and other plant—further sum ...	24,037 0 11	
Port Kembla Harbour Improvements—further sum ...	20,060 6 2	
Coff's Harbour Improvements, Jetty Extension, &c.—further sum ...	640 10 2	
Clarence River—Improvements ...	14,346 11 9	
Manning River Improvements—further sum ...	67 2 11	
Wagonga River Improvements—towards ...	5 11 7	
New Dredging Plant ...	20,000 0 0	
Cape Hawke Harbour Improvements—Training Wall ...	2,221 11 4	
		81,378 14 10
Water Supplies—		
Country Towns Water Supplies—further sum ...	82,598 1 10	
Improvements Sydney Water Supply—further sum ...	58,392 1 7	
Hunter District Water Supply—Amplification—further sum ...	179,400 8 10	
		320,390 12 3
Sewerage Construction—		
Metropolitan Sewerage and Stormwater Channels—further sum ...	30,425 11 6	
Country Towns Sewerage and Stormwater Channels—further sum ...	29,674 8 3	
Newcastle Sewerage—further sum ...	5 17 0	
		60,105 16 9
Bridges—		
Bridges generally ...	.....	6,331 12 4
Water and Drainage—		
Drainage Works generally ...	.....	159 17 1
Public Buildings—		
Central Railway Station—Completion of Railway Offices—towards—further sum ...	28,116 8 0	
Caves Houses and Tourist Resorts ...	1,884 15 4	
		30,001 3 4
Industrial Undertakings—		
State Timber Yards and Building Workshops, Uhr's Point—Improvements ...	467 16 1	
State Power Station—Extra Plant and Machinery ...	10 10 0	
		478 6 1
Metropolitan Meat Industry Board—		
Public Abattoirs and other Works at Homebush, &c. ...	.....	160,000 0 0
Minister for Public Works—Miscellaneous :—		
Government Dockyard, Newcastle—Establishment—further sum ...	3,825 17 9	
River Murray Commission—		
Part Cost of Works to be carried out under the Act—further sum ...	52,231 5 4	
Municipality of Wollongong—Electric Lighting ...	1,721 15 0	
Electric Transmission to serve Mittagong, Bowral, Moss Vale, &c. ...	394 6 0	
Hydro Electric Schemes ...	2,223 3 11	
Long Cove Canal—Extension of Concrete Storm-water Channel	17,949 3 2	
		78,345 11 2
Carried forward ... ..	£ .....	4,167,258 3 7



Dr.

## GENERAL LOAN ACCOUNT CURRENT of RECEIPTS and

PARTICULARS OF RECEIPTS.	AMOUNT.	TOTAL.
	£ s. d.	£ s. d.
To Repayments to Credit of the undermentioned Votes, previous years— <i>continued</i> .		
Brought forward ... .. £		270,817 7 4
Act No. 27, 1919— <i>continued</i> .		
Metropolitan Board of Water Supply and Sewerage—		
Water Supply—		
General Reticulation, Improvements, &c., including Sydney Water Supply Amplification—further sum ... ..	298 14 8	
Sewerage—		
Construction and Ventilation of Sewers generally—further sum	1,448 19 2	1,747 13 10
Hunter District Water Supply and Sewerage Board—		
Water Supply—		
Extension of Reticulation, Improvements, and other Works ...	615 7 7	
Sewerage—		
Extension and Reticulation, Improvements and other Works—further sum ... ..	6 15 5	622 3 0
Water Conservation and Irrigation Commission—		
For the construction of Burrinjuck Dam, Murrumbidgee Canals, and Works generally; Murrumbidgee Irrigation Areas, Purchase of Stock, Assisting Settlers, Payment of Tenant-rights, &c. ... ..	1,758 7 9	
Shallow boring—To provide Water Supplies for Settlers ...	6,091 10 5	
To provide for the Settlement of Discharged Soldiers on Irrigation Farms and to assist them in the development thereof ... ..	477 15 7	
Works under Water Act, No. 44, 1912... ..	233 11 1	8,561 4 10
Carried forward ... .. £		281,778 9 0

EXPENDITURE in the Year ended 30th June, 1921—*continued*.

Cr.

PARTICULARS OF EXPENDITURE.	AMOUNT.	TOTAL.
	£ s. d.	£ s. d.
By Payments on account of the undermentioned Services— <i>continued</i> .		
Brought forward ... .. £		4,167,258 3 7
Act No. 27, 1919— <i>continued</i> .		
Metropolitan Board of Water Supply and Sewerage—		
Water Supply—		
General Reticulation, Improvements, &c., including Sydney Water Supply, Amplification—further sum ... ..	2,107 3 1	
Sewerage—		
Construction and Ventilation of Sewers generally—further sum	35,874 7 2	37,981 10 3
Hunter District Water Supply and Sewerage Board—		
Water Supply—		
Extension of Reticulation; Improvements, and other Works...	12,871 13 11	
Sewerage—		
Extension and Reticulation; Improvements and other Works—further sum ... ..	623 4 0	
Stormwater Drainage ... ..	679 9 8	14,174 7 7
Department of Agriculture—Miscellaneous—		
Grain Terminal Elevators—Construction of and for purposes incidental thereto—further sum ... ..	111 1 11	
Grain Elevators (Country)—Towards Construction of permanent Working Houses ... ..	52,577 10 5	
Veterinary Station, Glenfield—Improvements, &c. ... ..	2,992 13 4	55,681 5- 8
Water Conservation and Irrigation Commission—		
For the construction of Burrinjuck Dam, Murrumbidgee Canals, and Works generally, Murrumbidgee Irrigation Areas, Purchase of Stock, Assisting Settlers, Payment of Tenant-rights, &c. ... ..	83,226 10 11	
Shallow boring—To provide Water Supplies for Settlers ...	1,109 13 11	
For the Erection of Canning and other Factories, and Installation of Plant in connection therewith, Murrumbidgee Irrigation Areas ... ..	4,879 9 0	
To provide for the Settlement of Discharged Soldiers on Irrigation Farms, and to assist them in the development thereof ... ..	159,407 1 11	
To enable the Water Conservation and Irrigation Commission to make Advances to settlers on the Murrumbidgee Irrigation Areas for development purposes and to provide for deferred rents and water rates—to be subsequently repaid ...	1,566 1 10	
Works under Water Act, No. 44, 1912... ..	3,586 1 6	253,774 19 1
New Housing Scheme ... ..		117,283 19 7
Carried forward ... .. £		4,646,154 5 9



Dr.

## GENERAL LOAN ACCOUNT CURRENT of RECEIPTS and

PARTICULARS OF RECEIPTS.	AMOUNT.	TOTAL.
	£ s. d.	£ s. d.
Brought forward ... ..	£ .....	281,778 9 0
Carried forward ... ..	£ .....	281,778 9 0

## EXPENDITURE in the Year ended 30th June, 1921—continued.

Cr.

PARTICULARS OF EXPENDITURE.	AMOUNT.	TOTAL.
	£ s. d.	£ s. d.
By Payments on account of the undermentioned Services—continued.		
Brought forward ... ..	£ .....	4,646,154 5 9
Act No. 27, 1920.		
Minister for Housing—		
For the Purchase or Resumption of Land for Erection of Buildings, Construction of Works, Advances for Dwelling Houses, and for other Costs and Expenses under the Housing Act, 1912, and the Housing (Extension) Act, 1919—the amount to be carried to the Housing Fund constituted under Act, No. 7, 1912 ... ..	.....	185,000 0 0
Resumed Properties Branch—		
Improvement of Observatory Hill Resumed Area—Erection of Office, Shops, Dwellings, &c. ... ..	.....	13,421 19 6
Sydney Harbour Trust—		
Towards construction of Works generally, and for the improvement of the Port ... ..	.....	439,102 6 9
Railways—		
Rolling-stock, to meet additional traffic requirements, and equipment of New Lines; additions to Railway Lines, Stations, and Buildings, and for other purposes; and towards equipment of Refreshment Rooms ... ..	990,332 5 6	
Duplication of Lines ... ..	449,573 13 11	
Flemington to Belmore, and Wardell-road to Glebe Island, and Rozelle Bay to Darling Island Railways, including the remodelling of Darling Harbour Lines ... ..	243,974 6 9	
Electrification of Railway Lines ... ..	86,000 0 0	
State Colliery, Lithgow—Development Work ... ..	29,169 19 0	
		1,799,050 5 2
Tramways—		
Additions to Lines, Workshops, Buildings, Rolling Stock, &c... ..	.....	235,000 0 0
Railway Construction—		
North Coast Railway—further sum ... ..	180,352 12 1	
Glenreagh to Dorrigo—further sum ... ..	48,412 8 5	
Dubbo to Werris Creek—further sum ... ..	101,093 17 9	
Henty to Billabong—further sum ... ..	20,500 0 0	
Craboon to Coolah—further sum ... ..	6,000 0 0	
Molong to Dubbo—further sum... ..	80,922 19 11	
Cooma to Bombala—further sum ... ..	136,885 7 10	
Canowindra to Eugowra—further sum ... ..	58,817 18 1	
Westmead to Castle Hill—further sum ... ..	6,982 7 10	
Wagga Wagga to Tumbarumba—further sum ... ..	62,153 0 6	
Regent's Park to Cabramatta ... ..	121,545 12 2	
Coonabarabran to Burren Junction—further sum ... ..	113,363 5 10	
Barmedman to Rankin's Springs—further sum... ..	37,347 4 10	
Yanco to Griffith—further sum ... ..	49,968 12 8	
Gilmore to Batlow ... ..	56,091 5 8	
		1,080,436 13 7
Tramway Construction—		
Tramways generally—further sum ... ..	.....	9,459 5 5
Railways and Tramways—		
Purchase of Railway and Tramway Stores and Materials, which cannot properly be charged to appropriations of Parliament until actually issued for use—the amount to be carried to Special Deposits Account (Railway Store Advance Account)—further sum ... ..	.....	00,900 0 0
Returned Soldiers' Settlement—		
Advances to Returned Soldier Settlers in the Western Division of the State... ..	.....	912 5 2
Carried forward ... ..	£ .....	8,608,537 1 4



PARTICULARS OF RECEIPTS.						AMOUNT.	TOTAL.
Brought forward	...	...	...	...	£	£ s. d. .....	£ s. d. 281,778 9 0
<div style="position: absolute; top: 0; right: 0;">£</div> <div style="position: absolute; bottom: 0; left: 0;">£</div>							
Carried forward	...	...	...	...	£	.....	281,778 9 0

Cr.

PARTICULARS OF EXPENDITURE.	AMOUNT.	TOTAL.
	£ s. d.	£ s. d.
By Payments on account of the undermentioned Services— <i>continued</i> .		
Brought forward ... .. £	.....	8,608,537 1 4
ACT No. 27, 1920— <i>continued</i> .		
Closer Settlement—		
To provide for the Acquisition of Land for purposes of Closer Settlement and Contingent Expenses, the whole amount to be carried to the Closer Settlement Account and expended in accordance with the provisions of section 7 (1) of Act No. 9, 1906 ... ..	.....	2,000,000 0 0
Secretary for Lands—Miscellaneous—		
To provide for a Working Capital for Purchase of Wire Netting, Material, &c., in terms of Section 30 of the Pastures Protection Act No. 35, 1912—the amount to be carried to Special Deposits Account (Wire Netting Working Capital Account) ... ..	.....	50,000 0 0
Forestry Commission—		
Industrial Undertaking—		
Craven and Gloucester Saw Mills and Hewn Timber Supply Works—Purchase of Locomotive, Plant, Machinery, erection of Buildings and Workmen's Cottages, and expenses in connection therewith ... ..	.....	6,800 9 3
Harbours and Rivers—		
Port Kembla Harbour Improvements—further sum ... ..	27,599 14 8	
Coff's Harbour Improvements, Jetty Extension, &c.—further sum ... ..	16,480 7 7	
Manning River Improvements—further sum ... ..	4,604 1 7	
Wagonga River Improvements—towards ... ..	552 17 0	
		49,237 0 10
Water Supplies—		
Country Towns Water Supplies—further sum... ..	46,897 6 7	
Improvements Sydney Water Supply—further sum ... ..	139,283 16 10	
Hunter District Water Supply—Amplification—further sum... ..	185,642 17 6	
		371,824 0 11
Sewerage Construction—		
Metropolitan Sewerage and Stormwater Channels—further sum	35,688 5 0	
Newcastle Sewerage—further sum ... ..	36,311 3 11	
		71,999 8 11
Minister for Public Works—Miscellaneous—		
Government Dockyard, Newcastle—Establishment—further sum ... ..	33,562 19 4	
Government Dockyard, Newcastle—		
To provide a Working Account, and for the purchase of Stores and Materials, which cannot properly be charged to appropriations of Parliament until actually issued for use—the amount to be carried to Special Deposits Account (Government Dockyard and Newcastle Workshops Store Advance Account), and to be used conjointly with that Account as a Working and Store Account—further sum...	50,000 0 0	
River Murray Commission—		
Part Cost of Works to be carried out under the Act—further sum... ..	60,491 4 6	
		144,054 3 10
Metropolitan Board of Water Supply and Sewerage—		
Water Supply—		
General Reticulation, Improvements, &c., including Sydney Water Supply, Amplification—further sum ... ..	677,139 1 3	
Sewerage—		
Construction and Ventilation of Sewers generally—further sum	120,748 9 1	
		797,887 10 4
Carried forward ... .. £	.....	12,100,339 15 5



GENERAL LOAN ACCOUNT CURRENT of RECEIPTS and

PARTICULARS OF EXPENDITURE.	AMOUNT.	TOTAL.
	£ s. d.	£ s. d.
By Payments on account of the undermentioned Services— <i>continued</i> .		
Brought forward ... .. £	.....	12,100,339 15 5
ACT No. 27, 1920— <i>continued</i> .		
Hunter District Water Supply and Sewerage Board—		
Water Supply—		
Extension of Reticulation, Improvements, and other Works ...	27,018 10 9	
Sewerage—		
Extension and Reticulation, Improvements, and other Works		
—further sum ... ..	8,373 8 4	
Miscellaneous—		
Purchase of Stores and Materials, the cost of which cannot properly be charged to appropriations of Parliament until actually issued for use—the amount to be carried to Special Deposits Account (Hunter District Water Supply and Sewerage Board Store Advance Account)—further sum ...	2,000 0 0	37,391 19 1
Animal Industry—		
Erection of Depôts and other Buildings and Improvements ...	.....	399 17 2
Department of Agriculture—Miscellaneous—		
For the purpose of recouping amounts charged to Expenditure Suspense Accounts in connection with Relief to Necessitous Farmers and Graziers, and for providing further funds for same purpose, and also for assistance in the construction of private Silos ... ..	1,619,944 1 6	
Grain Terminal Elevators—Construction of and for purposes incidental thereto—further sum ... ..	677,962 15 8	
Veterinary Station, Glenfield—Improvements, &c.—further sum ... ..	1,598 1 9	2,299,504 18 11
Water Conservation and Irrigation Commission—		
For the construction of Burrinjuck Dam, Murrumbidgee Canals, and Works generally, Murrumbidgee Irrigation Areas, Purchase of Stock, Assisting Settlers, Payment of Tenant-rights, &c. ... ..	28,999 14 0	
Shallow boring—To provide Water Supplies for Settlers ...	37,971 16 9	
For the Erection of Canning and other Factories and Installations of Plant in connection therewith, Murrumbidgee Irrigation Areas—further sum ... ..	9,000 0 0	
Returned Soldiers' Settlement—To provide for Settlement of Discharged Soldiers on Irrigation Farms and to assist them in the development thereof ... ..	680,173 8 2	
To enable the Water Conservation and Irrigation Commission to make Advances to Settlers on the Murrumbidgee Irrigation Areas for development purposes, and to provide for deferred rents and water rates—to be subsequently repaid ... ..	44,212 16 6	
Works under Water Act No. 44, 1912 ... ..	1,543 17 5	
Extension of Wentworth Irrigation Area, including additional Pumping Plant... ..	7,963 6 8	809,864 19 6
Carried forward... .. £	.....	15,247,501 10 1



Dr.

## GENERAL LOAN ACCOUNT CURRENT of RECEIPTS and

PARTICULARS OF RECEIPTS.	AMOUNT.	TOTAL.
	£ s. d.	£ s. d.
Brought forward ... .. £	.....	281,778 9 0
Ca ried forward ... .. £	.....	281,778 9 0

## EXPENDITURE in the Year ended 30th June, 1921—continued.

Cr.

PARTICULARS OF EXPENDITURE.	AMOUNT.	TOTAL.
	£ s. d.	£ s. d.
By Payments on account of the undermentioned Services—continued.		
Brought forward ... .. £	.....	15,247,501 10 1
SUPPLY ACT No. 1, 1920.		
In Anticipation of Loan Votes—		
Railway Construction—		
Regent's Park to Enfield Yards ... ..	.....	7,971 9 4
Total, Public Works and Services ... ..	£15,255,472 19 5	
Repayment of Loans—		
Debentures issued under Acts Nos. 60, 1900, and 62, 1901, due 1st March, 1915 ( <i>in London</i> ) ... ..	200 0 0	
Debentures issued under Acts Nos. 51, 1912, and 30, 1914, due 1st March, 1920 ( <i>in London</i> ) ... ..	14,600 0 0	
Debentures issued under Act No. 57, 1912, due during the months of July and August, 1920 ( <i>in Sydney</i> ) ... ..	90,000 0 0	
Debentures issued under Act No. 31, 1914, due 10th February, 1921 ( <i>in Sydney</i> ) ... ..	335,000 0 0	
Redemption of Inscribed Stock—		
Inscribed Stock issued under Acts No. 62, 1901; 36, 1905; 22, 1908; 16, 1909; and 43, 1910, due 10th August, 1919 ( <i>in Sydney</i> ) ... ..	2,620 0 0	
Repayment of Treasury Bills—		
Treasury Bills issued under Act No. 43, 1910, due during the months of July, August, September, and October, 1920 ( <i>in Sydney</i> ) ... ..	27,700 0 0	
Treasury Bills issued under Acts No. 5, 1914, and 31, 1914, due during the months of July, August, September, October, and November, 1921 ( <i>in Sydney</i> ) ... ..	34,600 0 0	
Treasury Bills issued under Act No. 31, 1914, due during the months of April, June, July, and September, 1920 ( <i>in Sydney</i> ) ... ..	86,400 0 0	
Treasury Bills issued under Act No. 56, 1915, due during the months of June and July, 1920, and February, 1921 ( <i>in Sydney</i> ) ... ..	404,700 0 0	
		995,820 0 0
Loans Receipts Returned—		
Stock issued in London—		
Stamp Duty on Transfers—		
Under Acts Nos. 51, 1912, and 30, 1914 (1922-32 Stock) ... ..	£ 3,360 17 6	
Under Acts Nos. 51, 1912, and 30, 1914 (1925-35 Stock) ... ..	59 17 6	
Under Acts Nos. 73, 1916, and 7, 1917 (1924-34 Stock) ... ..	923 2 6	
	4,343 17 6	
Other Charges—		
Under Acts Nos. 51, 1912, and 30, 1914 (1925-35 Stock) ... ..	1,561 3 2	
Under Acts Nos. 73, 1916, and 7, 1917 (1924-34 Stock) ... ..	1,185 12 10	
	2,746 16 0	
		7,090 13 6
Carried forward ... .. £	.....	16,258,383 12 11



Dr.

## GENERAL LOAN ACCOUNT CURRENT of RECEIPTS and

PARTICULARS OF RECEIPTS.	AMOUNT.	TOTAL.
To Repayments to Credit of Votes, previous years, upon which there has been no expenditure during the year, viz :—	£ s. d.	£ s. d.
Brought forward ... ..	£ .....	281,778 9 0
ACT 31 VICTORIA No. 11. Railway Works, extension to Bathurst and Goulburn...	.....	848 15 0
ACT 40 VICTORIA No. 12. Harbours and Rivers— Wharf and Shipping Appliances, Newcastle ... ..	.....	650 0 0
ACT 44 VICTORIA No. 28. Railways— Sydney to Wollongong and Kiama ... ..	.....	5,501 13 6
ACT 48 VICTORIA No. 26. Railway Branch— Grafton to the Tweed River, via Casino, Lismore, and the Brunswick, 165 miles ... ..	23 0 0	
Alterations, additions, and improvements, at Stations, increased siding accommodation, and other purposes ... ..	100 0 0	123 0 0
ACT 52 VICTORIA No. 17. Railways— North Shore Railway, from Junction to near Crow's Nest ... ..	662 0 0	
Homebush to Waratah—Amount required to cover cost of constructing nine Iron Bridges and eight Tunnels for a double line ... ..	131 10 5	793 10 5
ACT 53 VICTORIA No. 23. Railways— Towards the Duplication of the double line from Eveleigh to Homebush ... ..	897 16 2	
Additions, alterations, and improvements to Roads, Stations, and Buildings, and for other purposes, including purchase of land required for extending works ... ..	50 0 0	947 16 2
ACT 54 VICTORIA No. 33. Railways— Additions, Alterations, and Improvements to Roads, Stations, and Buildings, and for other purposes, including purchase of land required for extending works ... ..	.....	52 12 1
Railway Construction Branch— Towards the construction of a line of railway from Marrickville to Burwood Road ... ..	.....	3,555 4 0
Purchase of Railway Stores—To provide for the purchase of Stores for Railway Construction Services, the value to be replaced as the cost of specific consumption is ascertained; the whole amount to be carried to a Trust Fund and to be reissued from time to time as the said Store Vote is credited from the Votes for the specific services on account of which the stores are respectively issued ... ..	.....	100,000 0 0
Harbours and Rivers Branch— Newcastle Harbour Improvements—further sum ... ..	390 7 6	
Lake Macquarie Harbour Works—further sum ... ..	60 0 0	450 7 6
Sewerage Branch— Completion of Western Suburbs Sewerage Scheme (Schedule B. of Act 54 Vic. No. 17) ... ..	.....	47 13 0
Water Conservation and Irrigation—For Surveys, Gauging of Rivers, and construction of various Works in connection with Water Conservation, and distribution for Agricultural, Pastoral, and Mining Industries, and for domestic use, and for the Resumption of Land in connection therewith... ..	.....	51 19 9
Carried forward ... ..	£ .....	394,801 0 5

## EXPENDITURE in the Year ended 30th June, 1921—continued.

Cr.

PARTICULARS OF EXPENDITURE.	TOTAL.
Brought forward ... ..	£ 16,258,383 12 11
Carried forward ... ..	£ 16,258,383 12 11



Dr.

## GENERAL LOAN ACCOUNT CURRENT of RECEIPTS and

PARTICULARS OF RECEIPTS.	AMOUNT.	TOTAL.
To Repayments to Credit of Votes, previous years, upon which there has been no expenditure during the year— <i>continued</i> .	£ s. d.	£ s. d.
Brought forward .. .. . £	.....	394,801 0 5
ACT 55 VICTORIA No. 35.		
Railways—		
Additions, Alterations, and Improvements to Roads, Stations, and Buildings, and for other purposes, including purchase of land required for extending Works; also for providing Safety Appliances .. .. .	.....	52 0 0
Railway Construction Branch—		
Lismore to the Tweed Railway—further sum .. .. .	.....	92 0 0
Harbours and Rivers Branch—		
Cook's River and Shea's Creek, Reclamation and Dredging—further sum, including cost of resumption of land, &c. ....	.....	132 0 0
ACT 56 VICTORIA No. 24.		
Railway Construction Branch—		
Construction and Extension of Tramways—further sum .. .. .	.....	745 3 0
ACT 57 VICTORIA No. 17.		
Harbours and Rivers Branch—		
Trial Bay Harbour Works—further sum .. .. .	.....	600 0 0
ACT 59 VICTORIA No. 6.		
Harbours and Rivers Branch—		
Richmond River Improvements—further sum .. .. .	.....	243 0 0
ACT No. 43, 1897.		
Harbours and Rivers—		
Richmond River Improvements—further sum .. .. .	.....	896 9 9
ACT No. 36, 1898.		
Railways—		
Additions to Railway Lines, Stations, Buildings, Workshops for Rolling Stock, and for other purposes, including Safety Appliances .. .. .	.....	215 19 5
ACT No. 42, 1899.		
Harbours and Rivers (including Land Resumptions and Costs)—		
Manning River Improvements .. .. .	20 0 0	
New Steam Launch for Lunacy Department .. .. .	500 0 0	
ACT No. 10, 1900.		
Darling Harbour Resumptions .. .. .	.....	520 0 0
ACT No. 60, 1900.		
Railways—		
Additions to Railway Lines, Stations, Buildings, Workshops, and for other purposes .. .. .	.....	10 0 0
Water Conservation and Artesian Boring, Public Watering Places, and Services incidental thereto .. .. .	.....	11 12 0
ACT No. 62, 1901.		
Harbours and Rivers—		
Clarence River Improvements—further sum .. .. .	6 4 6	
Port Kembla Harbour Works, including Land—further sum...	846 11 7	
	.....	852 16 1
ACT No. 108, 1902.		
Prisons—Trial Bay—Harbour Improvements—further sum .. .. .	.....	13 5 0
Harbours and Rivers—		
Camden Haven Improvements .. .. .	.....	1,043 0 8
ACT No. 31, 1904.		
Harbours and Rivers—		
Newcastle Wharfage and Shipping Appliances—further sum...	.....	1,700 0 0
Carried forward .. .. . £	.....	403,675 13 11

EXPENDITURE in the Year ended 30th June, 1921—*continued*.

Cr

PARTICULARS OF EXPENDITURE.	TOTAL.
Brought forward .. .. .	£ s. d. £16,258,383 12 11
Carried forward .. .. .	£16,258,383 12 11



Dr.

## GENERAL LOAN ACCOUNT CURRENT of RECEIPTS and

PARTICULARS OF RECEIPTS.	AMOUNT.	TOTAL.
To Repayments to Credit of Votes, previous years, upon which there has been no expenditure during the year— <i>continued</i> .	£ s. d.	£ s. d.
Brought forward ... .. £	.....	403,675 13 11
Act No. 36, 1905.		
Harbours and Rivers— Port Kembla Harbour Improvements, including Land Resumption—further sum ... ..	.....	34 19 6
Act No. 22, 1908.		
Railways— Additions to Railway Lines and Buildings, and for other purposes, including Duplication of Lines ... ..	.....	4,599 11 6
Act No. 16, 1909.		
Sydney Harbour Trust— Towards construction of Works generally, and for the improvement of the Port—further sum ... ..	.....	187 0
Tramways— Additions to Lines, Workshops, and Buildings, Duplication of Lines, and for other purposes ... ..	.....	300 12 0
Act No. 43, 1910.		
Railways— Towards Construction of Flemington to Belmore, and Wardell-road to Glebe Island, and Darling Island Railways ... ..	.....	2,792 5 8
Tramway Construction— Tramways generally ... ..	.....	95 0 0
Metropolitan Board of Water Supply and Sewerage— Water Supply— General Reticulation, Improvements, Land, Buildings, Canal Works, &c., and for other purposes—further sum ... ..	.....	505 11 10
Act No. 25, 1911.		
Miscellaneous— State Brickworks, Homebush Bay—to provide means of delivery Kiama (No. 2) State Metal Quarry—establishment ... ..	10,235 10 0 91 15 0	10,327 5 0
Metropolitan Board of Water Supply and Sewerage— Water Supply— General Reticulation, Improvements, Land, Buildings, Canal Works, &c., and for other purposes—further sum ... ..	547 0 9	
Sewerage— Construction and Ventilation of Sewers generally; Land, Buildings, &c., and for other purposes—further sum ... ..	10 4 11	557 5 8
Hunter River District Water Supply and Sewerage Board— Water Supply— Extension of Reticulation—further sum ... ..	.....	5 4 6
Carried forward ... .. £	.....	423,080 9 7

EXPENDITURE in the Year ended 30th June, 1921—*continued*.

Cr.

PARTICULARS OF EXPENDITURE.	TOTAL.
	£ s. d.
Brought forward ... ..	£ 16,258,383 12 11
Carried forward ... ..	£ 16,258 383 12 11



Dr.

## GENERAL LOAN ACCOUNT CURRENT of RECEIPTS and

PARTICULARS OF RECEIPTS.	AMOUNT.	TOTAL.
	£ s. d.	£ s. d.
To Repayments to Credit of Votes, previous years, upon which there has been no expenditure during the year— <i>continued</i> .		
Brought forward ... ..	£ .....	423,080 9 7
ACT No 57, 1912.		
Railways—		
Towards construction of Flemington to Belmore, and Wardell-road to Glebe Island and Darling Island Railways—further sum ... ..	.....	1,158 13 6
Water Conservation, Irrigation, Water Supply, Sewerage, and Drainage—( <i>per Schedule, see page 158</i> ) ... ..	.....	193 14 10
Miscellaneous—		
Industrial Undertakings ( <i>per Schedule, see page 160</i> ) ... ..	.....	10,438 14 1
Works, Buildings, and Services ( <i>to be recouped by payment from Public Works Fund over a period of ten years</i> ); for detailed statement see page 162 ... ..	.....	22,693 13 0
Public Instruction—		
School Buildings, Teachers' Residences, and other Buildings, School and Residence Sites, Additions, &c.—Special Vote—( <i>to be recouped by payment from Public Works Fund over a period of ten years</i> ) ... ..	.....	25,000 0 0
ACT No. 5, 1914.		
Railways—		
Additions to Railway Stations, Lines, and Buildings, and for other purposes ... ..	.....	5,200 0 0
Tramways—		
Additions to Lines, Workshops, and Buildings, Duplication of Lines, and for other purposes ... ..	.....	285 8 0
Harbours and Rivers—		
Newcastle Harbour Improvements, including Dredging and other plant—further sum ... ..	.....	11 17 1
Industrial Undertakings—		
State Quarry, Maroubra, Establishment—further sum ... ..	.....	5,000 0 0
ACT No, 31, 1914.		
Fisheries—		
Towards purchase of Trawlers, &c. ... ..	.....	5 0 0
Railways—		
Rozelle Bay to Darling Island Railway... ..	.....	641 13 6
Secretary for Lands—Miscellaneous—		
Advances to Settlers on Lands held under Leasehold Tenures under the Crown Lands Acts to enable them to clear Lands for Wheat Crops ... ..	.....	1,197 10 3
Railway Construction—		
Land Resumptions for authorised railways—further sum ... ..	.....	25 0 0
Sewerage Construction—		
Long Bay Ocean Outfall—further sum ... ..	.....	65 0 0
Water Supplies—		
Country Towns Water Supplies—further sum ... ..	.....	335 11 4
Carried forward... ..	£ .....	495,332 5 2

EXPENDITURE in the Year ended 30th June, 1921—*continued*.

Cr.

PARTICULARS OF EXPENDITURE.	TOTAL.
	£ s. d.
Brought forward ... ..	£ 16,258,383 12 11
Carried forward ... ..	£ 16,258,383 12 11



Dr.

## GENERAL LOAN ACCOUNT CURRENT of RECEIPTS and

PARTICULARS OF RECEIPTS.	AMOUNT.	TOTAL.
To Repayments to Credit of Votes, previous years, upon which there has been no expenditure during the year— <i>continued</i> .	£ s. d.	£ s. d.
Brought forward ... ..	£ .....	495,332 5 2
Act No. 31, 1914— <i>continued</i> .		
Harbours and Rivers—		
Newcastle Harbour Improvements and Wharfage, including		
Dredging and other plant—further sum ... ..	400 0 0	
Coff's Harbour Improvements—further sum ... ..	14 5 11	
Cook's River Improvements—towards ... ..	1,609 11 0	
		2,023 16 11
Industrial Undertakings—		
State Metal Quarries—further sum ... ..	315 0 0	
New Workshops and Timber Dépôt—further sum ... ..	750 0 0	
State Quarry, Maroubra, Establishment—further sum ... ..	5,454 8 5	
		6,519 8 5
Metropolitan Board of Water Supply and Sewerage—		
Water Supply—		
General Reticulation, Improvements, &c., including Sydney		
Water Supply, Amplification—further sum ... ..	.....	25 0 0
Act No. 56, 1915.		
State Trawlers—		
Towards construction of Trawlers, Establishment of Depôts,		
Motor Vehicles, Wharf accommodation ... ..	.....	40 13 4
Railways—		
Towards construction of Flemington to Belmore, and Wardell-		
road to Glebe Island and Darling Island Railways—further		
sum ... ..	68 15 0	
Rozelle Bay to Darling Island Railway... ..	115 16 11	
		184 11 11
Secretary for Lands—Miscellaneous—		
Advances to Settlers to assist them in tiding over temporary		
financial difficulties consequent upon the drought, or in		
other special circumstances ... ..	.....	996 18 9
Harbours and Rivers—		
Newcastle Harbour Improvements and Wharfage, including		
Dredging and other plant—further sum ... ..	62 15 1	
Port Kembla Improvements, Wharfage, and Shipping		
Appliances—further sum ... ..	1,300 0 0	
		1,362 15 1
Meat Industry and Abattoir Board—		
New Public Abattoir and other Works at Homebush Point,		
Meat Distributing Dépôt, Pig and Calf Market, Sale		
Yards, Meat Export and other Works and Buildings,		
including Land Resumption and Costs ... ..	.....	10 19 4
Miscellaneous—		
Purchase of Stores and Materials, which cannot properly be		
charged to appropriations of Parliament until actually		
issued for use—the amount to be carried to Special		
Deposits Account (Norton, Griffiths & Co., Store Advance		
Account) ... ..	.....	20,000 0 0
Metropolitan Board of Water Supply and Sewerage—		
Water Supply—		
General Reticulation, Improvements, &c., including Sydney		
Water Supply, Amplification—further sum ... ..	.....	4,602 0 0
Hunter District Board of Water Supply and Sewerage—		
Water Supply—		
Improvements and other Works—further sum ... ..	.....	3 12 3
Carried forward ... ..	£ .....	£ 531,102 1 2

EXPENDITURE in the Year ended 30th June, 1921—*continued*.

Cr.

PARTICULARS OF EXPENDITURE.	TOTAL.
Brought forward ... ..	£ 16,258,383 12 11
Carried forward ... ..	£ 16,258,383 12 11



Dr.

## GENERAL LOAN ACCOUNT CURRENT of RECEIPTS and

PARTICULARS OF RECEIPTS.	AMOUNT.	TOTAL.
To Repayments to Credit of Votes, previous years, upon which there has been no expenditure during the year— <i>continued</i> .	£ s. d.	£ s. d.
Brought forward ... ..	£ .....	531,102 1 2
Act No. 73, 1916.		
Sydney Harbour Trust—		
Towards resumption of Australian Gas Light Company's premises, Darling Harbour, and adjacent additional area—further sum ... ..	.....	1,001 0 0
Railways—		
Towards equipment of Refreshment Rooms ... ..	.....	14 0 0
Secretary for Lands—Miscellaneous—		
Returned Soldiers' Settlement Act No. 21, 1916—Advances to assist Settlers and to meet other expenses incurred under the provisions of the Act ... ..	4,448 19 8	
Construction of roads <i>re</i> lands to be made available for Returned Soldiers ... ..	130 5 8	
National Park Trust—For Erection of buildings, improvements, &c. (To be repaid) ... ..	243 5 11	
		4,822 11 3
Water Supplies—		
Country Towns Water Supp —further sum ... ..	.....	17 9 10
Act No. 7, 1917.		
Railways—		
Rolling-stock to meet additional traffic requirements and equipment of New Lines; additions to Railway Lines, Stations, and Buildings, and for other purposes; and towards equipment of Refreshment Rooms .. ..	.....	1,133 6 8
Secretary for Lands—Miscellaneous—		
Returned Soldiers' Settlement Act, No. 21, 1916—Advances to assist Settlers, and to meet other expenses incurred under the provisions of the Act ... ..	1,304 5 5	
For the subdivision and improvement of Crown or acquired lands to be leased or otherwise disposed of to Returned Soldiers, and for other Expenses in connection therewith, including the Purchase of Implements, Stock, &c. ...	201 16 5	
		1,506 1 10
Harbours and Rivers—		
Port Kembla Harbour Improvements—further sum ... ..	33 0 0	
Coff's Harbour Improvements, Jetty Extension—further sum ... ..	0 1 4	
		33 1 4
Metropolitan Board of Water Supply and Sewerage—		
Water Supply—		
General Reticulation, Improvements, &c., including Sydney Water Supply Amplification—further sum ... ..	.....	136 5 0
Act No. 25, 1918.		
Secretary for Lands—Miscellaneous—		
Returned Soldiers' Settlement Act, No. 21, 1916—as amended by Act 24, 1917—Advances to assist Settlers, and to meet other expenses incurred under the provisions of the Act...	14,406 16 5	
For the subdivision and improvement of Crown or acquired lands, to be leased or otherwise disposed of to Returned Soldiers, and for other Expenses in connection therewith, including the Purchase of Implements, Stock, &c. ...	116 8 2	
National Park Trust—Erection of Buildings, Improvements, &c. (To be repaid)—further sum ... ..	152 4 8	
		14,675 9 3
Water Supplies—		
Improvements Sydney Water Supply—further sum ... ..	.....	3 9 11
Carried forward... ..	£ .....	554,444 16 3

EXPENDITURE in the Year ended 30th June, 1921—*continued*.

Cr.

PARTICULARS OF EXPENDITURE.	TOTAL.
£ s. d.	
Brought forward ... ..	£ 16,258,383 12 11
Carried forward... ..	£ 16,258,383 12 11



Dr.

## GENERAL LOAN ACCOUNT CURRENT of RECEIPTS and

PARTICULARS OF RECEIPTS.	AMOUNT.	TOTAL.
	£ s. d.	£ s. d.
Brought forward ... ..	£ .....	554,444 16 3
To Proceeds of Sale of Inscribed Stock (in London)—		
Under Act No. 25, 1918 (1930-40 Stock) ...	£ 2,428,886 14 0	
Do Act No. 27, 1919 (1930-40 Stock) ...	3,866,966 2 3	
	6,295,852 16 3	
„ Proceeds of Sale of Debentures (in Sydney)—		
Under Act No. 27, 1919 (1925 Stock) ...	£ 76,600 0 0	
Do Do (1930 Stock) ...	182,330 0 0	
	258,930 0 0	
„ Proceeds of Sale of Funded Stock (in Sydney)—		
Under Act No. 25, 1918 (1923 Stock) ...	£ 500,000 0 0	
Do Do (1924 Stock) ...	2,220 0 0	
Do Do (1927 Stock) ...	250,000 0 0	
Do Act No. 27, 1919 (1923 Stock) ...	319,080 0 0	
Do Do (1924 Stock) ...	280,330 0 0	
Do Do (1925 Stock) ...	1,340,280 0 0	
Do Do (1930 Stock) ...	2,605,090 0 0	
	5,297,000 0 0	
„ Proceeds of Sale of Treasury Bills (in Sydney)—		
Under Inscribed Stock (Renewals) Amend- ment Act No. 30, 1914 ... ..	£ 335,000 0 0	
Do Act No. 27, 1919 ... ..	153,000 0 0	
	488,000 0 0	
	12,339,782 16 3	
	12,894,227 12 6	
To Balance on 30th June, 1921, carried forward...		*8,647,539 0 5
TOTAL ... ..	£ 21,541,766 12 11	

\* See page 220.

The Treasury, New South Wales,  
Sydney, 11th August, 1921.

A. LYNCH,  
Acting Comptroller of Accounts.

## EXPENDITURE in the Year ended 30th June, 1921—continued.

Cr.

PARTICULARS OF EXPENDITURE.	TOTAL.
	£ s. d.
Brought forward ... ..	£ 16,258,383 12 11
By Balance on 30th June, 1920, brought forward ... ..	5,283,383 0 0
TOTAL ... ..	£ 21,541,766 12 11

JOHN T. LANG,  
Treasurer.

I HEREBY CERTIFY that the above account represents the actual receipts and expenditure of the Treasurer on account of the General Loan Account during the year ended 30th June, 1921, and is in accordance with the requirements of the Audit Act, 1902, section 58.  
Given under my hand, this 22nd day of September, 1921.

F. A. COGHLAN,  
Auditor-General.



## SERVICES PROVIDED FOR BY LOANS.

ABSTRACT of Net Expenditure for Public Works and other Services provided for by Loan Acts, from year 1853 to 30th June, 1921.

HEAD OF SERVICE.	AMOUNT.	TOTAL.
	£ s. d.	£ s. d.
Railways—Duplication of portions of main trunk lines, &c.—Loan (Railways) Acts, No. 4, 1910, No. 20, 1913, and No. 14, 1915 ... ..	7,789,373 13 2	
Loan Acts Nos. 25, 1918; 27, 1919; and 27, 1920 ... ..	836,790 7 7	
	8,626,164 0 9	
Railways—from Railway Votes (opened and unopened for traffic)	78,101,626 3 4	
Do from Public Works Votes ... ..	757,218 16 5	
	87,485,009 0 6	
Tramways (opened and unopened for traffic) ... ..	9,576,108 16 2	
Public Buildings and Sites, &c.—		
Justice ... ..	1,016,916 8 3	
Lands (including Settlement of Returned Soldiers) ... ..	4,332,047 18 1	
Closer Settlement ... ..	4,247,000 0 0	
Educational and Scientific ... ..	1,887,213 17 9	
Charitable Institutions, Hospitals, and Institutions for the Insane ... ..	755,101 9 5	
Fire Stations ... ..	70,645 6 10	
Recreation ... ..	96,594 19 5	
Government Establishments ... ..	383,031 0 5	
New Public Abattoir at Homebush Point ... ..	1,511,579 10 7	
Meat Distributing Depot, Pyrmont ... ..	42,814 16 3	
Agriculture ... ..	3,812,952 16 4	
Miscellaneous ... ..	353,024 0 5	
	18,508,922 3 9	
Industrial Undertakings ... ..	649,846 14 4	
Housing Board—		
Housing Fund ... ..	905,000 0 0	
Stannumville Settlement ... ..	13,000 0 0	
	918,000 0 0	
Water Supply and Sewerage—		
Metropolitan Water Supply (in operation and under construction)	10,649,323 0 2	
Metropolitan Sewerage do do	7,842,418 6 2	
	18,491,741 6 4	
Hunter District Water Supply do do	1,381,441 3 3	
Do Sewerage do do	633,738 2 8	
	2,015,179 5 11	
Country Towns Water Supply do do	2,120,423 6 6	
Do Sewerage do do	508,820 8 6	
	2,629,243 15 0	
Conservation of Water, Artesian Boring, &c.—		
Water and Drainage Trusts, &c. ... ..	1,546,052 2 6	
River Murray Commission ... ..	237,890 4 6	
Burrinjuck Dam and Northern Murrumbidgee Irrigation ... ..	5,932,132 11 1	
Wentworth Irrigation Area ... ..	7,963 6 8	
	7,724,038 4 9	
Roads and Bridges—		
Bridges ... ..	1,733,422 11 7	
Roads—Ordinary ... ..	105,118 7 3	
Punts ... ..	16,234 19 11	
	1,854,775 18 9	
Harbours and Rivers Navigation—		
Improvements to Harbours and Rivers ... ..	4,136,888 15 6	
Wharfs, Docks, Appliances, &c. ... ..	3,280,096 12 2	
	7,416,985 7 8	
Less—Transferred to Sydney Harbour Trust ... ..	901,430 11 2	
	6,515,554 16 6	
Darling Harbour Wharfs Resumptions ... ..	51,052 0 3	
Do do (Observatory Hill) ... ..	1,270,664 12 6	
	1,321,716 12 9	
Carried forward ... ..	£	157,690,136 14 9

\* The expenditure for Railways includes £175,838 13s. 1d., contributed in 1877 by the Consolidated Revenue Fund to make good the amount short realised by the negotiation of the Railway Loan under Act 36 Vic. No. 17.

The Treasury, New South Wales,  
Sydney, 11th August, 1921.

## SERVICES PROVIDED FOR BY LOANS.

ABSTRACT of Net Expenditure for Public Works and other Services provided for by Loan Acts, from the year 1853 to 30th June, 1921—continued.

HEAD OF SERVICE.	AMOUNT.	TOTAL.
	£ s. d.	£ s. d.
Brought forward ... ..		157,690,136 14 9
Sydney Harbour Trust—		
From Trust Votes ... ..	4,994,283 17 5	
From Public Works Votes ... ..	857,311 2 7	
From Darling Harbour Wharfs Resumptions ... ..	3,149,768 8 4	
	9,001,363 8 4	
Immigration ... ..	569,930 0 0	
Commonwealth Services—		
Construction of Telegraph and Telephone Lines ... ..	1,297,582 7 1	
Post and Telegraph Offices ... ..	464,262 7 3	
Fortifications and Defence Works ... ..	1,457,536 0 4	
Lighthouses ... ..	144,288 5 1	
Customs Buildings ... ..	54,481 5 2	
Quarantine Buildings ... ..	18,098 13 11	
Government Dockyard—Cockatoo Island ... ..	502,987 19 1	
Naval Victualling Stores, Darling Harbour ... ..	26,450 0 0	
	3,965,686 17 11	
Public Works, Queensland, prior to separation from New South Wales, on 10th December, 1859—		
Public Works and Buildings ... ..	29,455 15 4	
Harbours and Rivers ... ..	5,585 13 2	
Roads and Bridges ... ..	14,814 0 0	
	49,855 8 6	
Total Works and Services ... ..	£ 171,276,972 9 6	
Repayment of Loans ... ..	£ 50,949,317 2 3	
Grand Total ... ..	£ 222,226,289 11 9	

\* Inclusive of £375,500 6s. 2d. for a Debenture Debt due by the Territorial Revenue for Immigration Service at 23rd November, 1855, the date of the proclamation of the new Constitution.

† Amount of Debentures, Inscribed Stock and Treasury Bills, paid off, per Public Debt Statement (see page 203) ... ..	£29,696,211 2 5	92,935,622 13 0
Less Paid from Consolidated Revenue Fund and General Sinking Fund ... ..	287,700 0 0	
Municipal Debentures paid off, charged to Works Votes and Sinking Fund (Trust Fund) ... ..	31,321,894 13 4	
Treasury Bills for Works paid from General Loan Funds ... ..	375,500 0 0	
Included under head of Immigration ... ..	305,000 0 0	
Advances to Settlers' Stock, cancelled in terms of Section 18 of Government Savings Bank Act 1906 ... ..		41,986,305 15 9
		£50,949,317 2 3



DETAIL Statement of Repayments (on account of previous years' expenditure) during the year ended 30th June, 1921.

HEAD OF RECEIPT.	AMOUNT.
	£ s. d.
Port Kembla—Improvements, Wharfage and Shipping Appliances...	544 10 0
<div style="border: 1px solid black; width: 100%; height: 100%; transform: rotate(45deg); position: relative; margin: 20px auto; width: 80%; height: 80%;"></div>	
TOTAL ... ..	£ 544 10 0



# General Loan Account.

SCHEDULE No. 1.

## HARBOURS AND RIVERS.

DETAIL Statement of Expenditure during the Year ended 30th June, 1921.

HEAD OF SERVICE.	AMOUNT.
	£ s. d.
Port Kembla—Improvements, Wharfage and Shipping Appliances...	544 0 11
TOTAL ... .. £	*544 0 11

\* See page 117.




# General Loan Account.

## REPAYMENTS TO CREDIT OF VOTES

### SCHEDULE No. 2.

## WATER CONSERVATION, IRRIGATION, WATER SUPPLY, SEWERAGE, AND DRAINAGE.

DETAIL Statement of Repayments (on account of previous years' expenditure) during the year ended 30th June, 1921.

HEAD OF RECEIPT.	AMOUNT.
	£ s. d.
Sewerage Construction—	
Metropolitan Sewerage and Stormwater Channels—further sum	18 1 10
Hunter District Board of Water Supply and Sewerage—	
Sewerage—Extension, and Reticulation ... ..	175 13 0
	
TOTAL ... ..	£ *193 14 10



# General Loan Account.

SCHEDULE No. 2.

## WATER CONSERVATION, IRRIGATION, WATER SUPPLY, SEWERAGE, AND DRAINAGE.

DETAIL Statement of Expenditure during the year ended 30th June,  
1921.

HEAD OF SERVICE.	AMOUNT.
	£ s. d.
	Nil.
TOTAL ... ..	£ .....




## General Loan Account.

### REPAYMENTS TO CREDIT OF VOTES.

#### SCHEDULE No. 3.

#### INDUSTRIAL UNDERTAKINGS.

DETAIL Statement of Repayments (on account of previous years' expenditure) during the year ended 30th June, 1921.

HEAD OF RECEIPT.	AMOUNT.
	£ s. d.
State Brickworks, Homebush Bay—Establishment—further sum...	5,016 12 6
State Brickworks, Homebush Bay—To provide means of delivery —further sum ... ..	1,905 0 0
State Quarry, Maroubra—Establishment ... ..	3,457 1 7
Superintendent of Government Buildings—New Workshops, Depot and Site—further sum ... ..	60 0 0
	
TOTAL ... ..	£ *10,438 14 1



# General Loan Account.

## SCHEDULE No. 3.

### INDUSTRIAL UNDERTAKINGS.

DETAIL Statement of Expenditure during the Year ended 30th June, 1921.

HEAD OF SERVICE.	AMOUNT.
	£ s. d.
	Nil
TOTAL ... ..	£ .....



# General Loan Account.

REPAYMENTS TO CREDIT OF VOTES.

## WORKS, BUILDINGS, AND SERVICES.

DETAIL Statement of Repayments on Account of Previous Years' Expenditure (supplied by the Department of Public Works) during the year ended 30th June, 1921.

HEAD OF RECEIPT.	AMOUNT.
	£ s. d.
Bridges... ..	20 0 0
Harbours and Rivers ... ..	39 18 4
To assist Shires and Municipalities in constructing Public Works...	297 14 7
Works undertaken for Shires and Municipalities under contract for repayment ... ..	2,836 0 1
Recoup to General Loan Account from Public Works Fund in terms of Appropriation ... ..	19,500 0 0
TOTAL ... ..	£ *22,693 13 0



General Loan Account.

WORKS, BUILDINGS, AND SERVICES.

DETAIL Statement of Expenditure (supplied by the Department of Public Works) during the year ended 30th June, 1921.

HEAD OF SERVICE.					AMOUNT.		
					£	s.	d.
					Nil.		



## No. 7.

PUBLIC WORKS ACCOUNT EXPENDITURE SUSPENSE  
ACCOUNT.

STATEMENT of RECEIPTS and PAYMENTS in the Year ended 30th June, 1921.

SERVICE.	Dr. Balances on 30th June, 1920.	Payments in the Year ended 30th June, 1921.	Total.	Receipts in the Year ended 30th June, 1921.	Dr. Balances on 30th June, 1921.
	£ s. d.	£ s. d.	£ s. d.	£ s. d.	£ s. d.
Minister of Public Health and Mother- hood—					
Purchase, Equipment, &c., of "Montrose," Burwood, for a Maternity Hospital ...	5,351 8 8	83 2 9	5,434 11 5	5,351 8 8	83 2 9
Purchase of "Fernleigh," Ashfield, for use as a Maternity Rest Home ...	5,316 2 7	618 17 1	5,934 19 8	5,316 2 7	618 17
Infants' Welfare Centre, Woolloomooloo...	.....	6,640 0 0	6,640 0 0	.....	6,640 0 0
Treasurer and Secretary for Finance and Trade—					
Explosives Department—					
Equipment for Testing Explosives ...	12 0 5	148 2 9	160 3 2	12 0 5	148 2 9
New Public Magazine at Newcastle—					
Additional Requirements ...	.....	405 9 4	405 9 4	.....	405 9 4
Sydney Harbour Trust—					
Renewals and Replacement of Wharves, Jetties, and Plant and Buildings, under Reconstruction Scheme ...	.....	2,000 0 0	2,000 0 0	2,000 0 0	.....
Railways and Tramways—					
Railways and Tramways ...	2,959 7 8	5,187 15 1	8,147 2 9	4,672 19 6	3,474 3 3
Minister for Public Works—					
Maroubra Bay Works—Levelling Land, &c. ...	.....	18,946 19 2	18,946 19 2	.....	18,946 19 2
Metropolitan Board of Water Supply and Sewerage—					
Renewals of Water Mains, &c....	6,217 14 8	2,219 8 5	8,437 3 1	8,437 3 1	.....
Public Instruction—					
School Buildings, Teachers' Residences, Sites Trade Schools, Technical Educa- tion, Teachers' Training College and other Buildings, Erections, Additions, Improvements, Equipment, Renewals, and Materials ...	.....	52,623 15 10	52,623 15 10	52,623 15 10	.....
Purchase of "Bidura," Glebe Point, as a depôt, State Children Relief Department	4,125 0 0	.....	4,125 0 0	4,125 0 0	.....
Department of Agriculture—					
Hawkesbury Agricultural College—					
Installation of New Boiler ...	1,207 4 3	13 6 6	1,220 10 9	1,207 4 3	13 6 6
Electrical Power Station—Extension...	.....	193 4 0	193 4 0	193 4 0	.....
Minister for Local Government—					
Provision of Punt over Cook's River, Approaches, &c.; Grants to Councils for improvements to Lord's Road, and for construction of new Main Road to connect Botany Road (Botany) with Bay Road (Rockdale) ...	2,572 10 7	2,615 5 11	5,187 16 6	5,187 16 6	.....
Works undertaken for Shires and Muni- cipalities under Contract for Repay- ment—Parramatta Road ...	.....	55,606 18 7	55,606 18 7	43,941 11 4	11,665 7 3
TOTAL...	£ 27,761 8 10	147,302 5 5	175,063 14 3	133,068 6 2	*41,995 8 1

\* See page 220.

The Treasury, New South Wales,  
Sydney, 11th August, 1921.A LYNCH,  
Acting Comptroller of Accounts.JOHN T. LANG,  
Treasurer.



## LOANS EXPENDITURE SUSPENSE ACCOUNT.

STATEMENT of RECEIPTS and PAYMENTS during the Year ended 30th June, 1921.

SERVICE.	Dr. Balances on 30th June, 1920.	Payments during the Year ended 30th June, 1921.	Total.	Receipts during the Year ended 30th June, 1921.	Dr. Balances on 30th June, 1921.
	£ s. d.	£ s. d.	£ s. d.	£ s. d.	£ s. d.
Sydney Harbour Trust—					
Towards Construction of Works generally, and for the improvement of the Port ... ..	39,007 14 1	119,366 17 8	158,374 11 9	158,374 11 9	.....
Works carried out at Glebe Island ... ..	.....	91,831 17 3	91,831 17 3	1,311 12 8	90,520 4 7
Railways—					
Rolling Stock to meet additional traffic requirements, and equipment of New Lines; Additions to Railway Lines, Stations, and Buildings, and for other purposes ... ..	.....	434,712 14 2	434,712 14 2	285,045 6 5	149,667 7 9
Duplication of Lines ... ..	.....	85,209 12 11	85,209 12 11	85,209 12 11	.....
Flemington to Belmore, and Wardell-road to Glebe Island, and Rozelle Bay to Darling Island Railways, including the remodelling of Darling Harbour Lines ... ..	.....	129,386 19 2	129,386 19 2	55,946 3 8	73,440 15 6
Railway connection to Terminal Wheat Elevator, Glebe Island ... ..	9,629 8 9	12,416 15 5	22,046 4 2	10 5 10	22,035 18 4
Electrification of Railway Lines ... ..	.....	14,617 7 11	14,617 7 11	.....	14,617 7 11
Tramways—					
Additions to Lines, Workshops, Buildings, &c. ... ..	.....	61,051 19 4	61,051 19 4	52,938 14 11	8,113 4 5
Railway Construction—					
North Coast Railway ... ..	48,136 12 6	38,969 9 8	87,106 2 2	87,106 2 2	.....
Glenreagh to Dorrigo ... ..	.....	38,218 19 3	38,218 19 3	9,933 2 8	28,285 16 7
Wagga Wagga to Tumbarumba ... ..	29,313 16 0	18,762 11 7	48,076 7 7	41,727 9 2	6,348 18 5
Dubbo to Werris Creek ... ..	.....	28,122 7 0	28,122 7 0	23,097 7 4	5,024 19 8
Henty to Billabong ... ..	20,654 16 4	778 8 5	21,433 4 9	21,433 4 9	.....
Craboon to Coolah ... ..	6,212 1 8	1,413 17 6	7,625 19 2	7,625 19 2	.....
Molong to Dubbo ... ..	.....	9,916 16 0	9,916 16 0	6,046 9 6	3,870 6 6
Cooma to Bombala ... ..	59,305 7 6	83,318 4 4	142,623 11 10	101,725 3 2	40,898 8 8
Canowindra to Eugowra ... ..	.....	3,741 17 1	3,741 17 1	3,741 17 1	.....
Gilmore to Batlow ... ..	3,816 6 10	36,587 1 11	40,403 8 9	17,991 12 9	22,411 16 0
Regent's Park to Cabramatta ... ..	22,471 7 5	17,722 0 11	40,193 8 4	40,193 8 4	.....
Regent's Park to Enfield Marshalling Yards ... ..	966 7 9	10,723 7 6	11,689 15 3	.....	11,689 15 3
Coonabarabran to Burren Junction ... ..	.....	9,623 18 6	9,623 18 6	9,623 18 6	.....
Barmedman to Rankin's Springs ... ..	.....	6,768 6 10	6,768 6 10	8 8 6	6,759 18 4
Yanco to Griffith ... ..	.....	4,965 1 6	4,965 1 6	4,965 1 6	.....
Westmead to Castle Hill ... ..	.....	132 1 0	132 1 0	132 1 0	.....
Tarana to Oberon ... ..	.....	3,693 1 4	3,693 1 4	.....	3,693 1 4
Forestry Commission—					
Craven and Gloucester Sawmills—Purchase of Locomotive ... ..	.....	1,600 0 0	1,600 0 0	1,600 0 0	.....
Secretary for Lands—					
For Purchase of Rabbit-proof Wire-netting under Pastures Protection Act No. 35, 1912 ... ..	4,968 12 10	13,604 6 5	18,572 19 3	18,572 19 3	.....
Advance to Closer Settlement Account pending Parliamentary Appropriation ... ..	.....	250,000 0 0	250,000 0 0	250,000 0 0	.....
Main Roads—					
Woodville (Dog-trap) Road ... ..	.....	6,013 11 8	6,013 11 8	.....	6,013 11 8
Reconstruction of Main South Coast Road (Princes Highway) from Cook's River to Tom Ugly's Point ... ..	.....	7,893 1 7	7,893 1 7	2 7 6	7,890 14 1
Harbours and Rivers—					
Coff's Harbour Improvements ... ..	.....	17,173 9 1	17,173 9 1	6,743 17 6	10,429 11 7
Manning River Improvements ... ..	.....	1,789 15 10	1,789 15 10	1,789 15 10	.....
Wagonga River Improvements ... ..	505 2 6	47 14 6	552 17 0	552 17 0	.....
Newcastle Harbour Improvements, including Wharfage, Shipping, Dredging, and other Plant ... ..	.....	15,265 15 10	15,265 15 10	1,884 8 5	13,381 7 5
Port Kembla Harbour Improvements ... ..	.....	9,354 5 11	9,354 5 11	2,232 12 1	7,121 13 10
Carried forward ... ..	£ 244,987 14 2	1,584,793 15 0	1,829,781 9 2	1,297,566 11 4	532,214 17 10



LOANS EXPENDITURE SUSPENSE ACCOUNT—*continued.*

SERVICE.	Dr. Balances on 30th June, 1920.	Payments during the Year ended 30th June, 1921.	Total.	Receipts during the Year ended 30th June, 1921.	Dr. Balances on 30th June, 1921.
	£ s. d.	£ s. d.	£ s. d.	£ s. d.	£ s. d.
Water Supplies—					
Brought forward ... ..	244,987 14 2	1,584,793 15 0	1,829,781 9 2	1,297,566 11 4	532,214 17 10
Country Towns Water Supplies ... ..					
Improvements Sydney Water Supply ... ..		5,548 1 4	5,548 1 4	5,548 1 4	
Sewerage Construction—					
Metropolitan Sewerage and Stormwater Channels ... ..		12,296 8 1	12,296 8 1	12,296 8 1	
Waverley Stormwater Drainage—Extension of Penkivil-street Stormwater Channel to Bondi Beach ... ..		14,539 14 11	14,539 14 11	212 4 10	14,327 10 1
Newcastle Sewerage ... ..	89 0 0	54 13 1	143 13 1	143 13 1	
Metropolitan Board of Water Supply and Sewerage—	10,172 2 3	8,435 7 4	18,607 9 7	18,607 9 7	
Water Supply—					
General Reticulation, Improvements, &c., including Sydney Water Supply—Amplification ... ..	132,995 0 5	166,909 11 9	299,904 12 2	299,904 12 2	
Sewerage—					
Construction and Ventilation of Sewers generally ... ..		73,635 0 9	73,635 0 9	39,200 9 8	34,434 11 1
Hunter District Water Supply and Sewerage Board—					
Water Supply—					
Extension of Reticulation, Improvements, and other Works—further sum ... ..		8,414 18 1	8,414 18 1	8,414 18 1	
Sewerage—					
Extension and Reticulation, Improvements, and other Works ... ..		1,369 19 0	1,369 19 0	1,369 19 0	
Animal Industry—					
Erection of Depôts and other Buildings and Improvements ... ..	399 17 2		399 17 2	399 17 2	
Department of Agriculture—					
Grain Terminal Elevators—Construction of and for purposes incidental thereto ... ..	38,356 15 0	283,439 7 4	321,796 2 4	289,932 0 10	31,864 1 6
Water Conservation and Irrigation Commission—					
For the Construction of Burrinjuck Dam, Murrumbidgee Canals, and Works generally; Murrumbidgee Irrigation Areas, Purchase of Stock, Assisting Settlers, Payment of Tenant Rights, &c. ... ..		39,117 18 3	39,117 18 3	1,500 10 0	37,617 8 3
Shallow Boring—to provide Water Supplies for Settlers ... ..		31,341 4 10	32,457 18 2	24,859 10 4	7,598 7 10
To provide for the Settlement of Discharged Soldiers on Irrigation Farms and to assist them in the development thereof ... ..	1,116 13 4				
To enable the Water Conservation and Irrigation Commission to make Advances to Settlers on the Murrumbidgee Irrigation Areas for Development Purposes, and to provide for deferred rents and water rates—to be subsequently repaid ... ..		272,819 8 6	272,819 8 6	272,819 8 6	
New Housing Scheme—					
Advance to the Housing Fund Capital Account pending Parliamentary Appropriation ... ..		2,400 0 0	2,400 0 0	2,400 0 0	
		60,000 0 0	60,000 0 0	60,000 0 0	
Total ... ..	£ 428,117 2 4	2,565,115 8 3	2,993,232 10 7	2,335,175 14 0	*658,056 16 7

\* See page 220.

The Treasury, New South Wales,  
Sydney, 11th August, 1921.

A. LYNCH,  
Acting Comptroller of Accounts.

JOHN T. LANG,  
Treasurer.



## MISCELLANEOUS ACCOUNTS.

STATEMENT of RECEIPTS and PAYMENTS during the Year ended 30th June, 1921.

ACCOUNTS.	Balances on 30th June, 1920.		Payments during the Year ended 30th June, 1921.	Total.	Receipts during the Year ended 30th June, 1921.	Balances on 30th June, 1921.	
	Dr.	Cr.				Dr.	Cr.
Coal Purchase Suspense Account ... ..	£ s. d. 238,678 7 3	£ s. d. .....	£ s. d. .....	£ s. d. 238,678 7 3	£ s. d. 47,934 0 8	£ s. d. *190,744 6 7	£ s. d. .....
Seed Wheat and Fodder Expenditure Suspense Account ... ..	491,154 13 10	.....	38,442 14 2	529,597 8 0	529,597 8 0	.....	.....
Railway Store Suspense Account ... ..	82,595 19 3	.....	101,356 9 5	183,952 8 8	.....	*183,952 8 8	.....
Advances to Farmers' Expenditure Suspense Account ... ..	48,634 3 11	.....	25 0 0	48,659 3 11	48,659 3 11	.....	.....
Advances for Hay Expenditure Suspense Account ... ..	435 5 4	.....	.....	435 5 4	435 5 4	.....	.....
Relief to Necessitous Farmers' Expenditure Suspense Account ... ..	909,913 10 10	.....	756,560 2 11	1,666,473 13 9	1,666,473 13 9	.....	.....
Government Printer Stores Suspense Account .....	.....	.....	100,000 0 0	100,000 0 0	.....	*100,000 0 0	.....
Government Dockyard Store Advance Account—London Payments Suspense Account...	.....	.....	15,000 0 0	15,000 0 0	.....	*15,000 0 0	.....
Union of South Africa—Purchase of Sheep Account ... ..	10,000 0 0	.....	13,000 0 0	23,000 0 0	23,000 0 0	.....	.....
Miners' Accident Relief (Repeal) Act, No. 46, 1916 (section 6) ... ..	.....	233,500 0 0	.....	233,500 0 0	.....	.....	†233,500 0 0

\* See page 220.

† See page 218

The Treasury, New South Wales,  
Sydney, 11th August, 1921.

A. LYNCH,  
Acting Comptroller of Accounts

JOHN T. LANG,  
Treasurer.



No. 8.

# THE NEW YORK PUBLIC LIBRARY

ASTOR LENOX AND TILDEN FOUNDATIONS

Date and Author	Title of Book	Edition	Date of Purchase	Remarks
1891	...	...	...	...
1892	...	...	...	...
1893	...	...	...	...
1894	...	...	...	...
1895	...	...	...	...
1896	...	...	...	...
1897	...	...	...	...
1898	...	...	...	...
1899	...	...	...	...
1900	...	...	...	...
1901	...	...	...	...
1902	...	...	...	...
1903	...	...	...	...
1904	...	...	...	...
1905	...	...	...	...
1906	...	...	...	...
1907	...	...	...	...
1908	...	...	...	...
1909	...	...	...	...
1910	...	...	...	...
1911	...	...	...	...
1912	...	...	...	...
1913	...	...	...	...
1914	...	...	...	...
1915	...	...	...	...
1916	...	...	...	...
1917	...	...	...	...
1918	...	...	...	...
1919	...	...	...	...
1920	...	...	...	...
1921	...	...	...	...
1922	...	...	...	...
1923	...	...	...	...
1924	...	...	...	...
1925	...	...	...	...
1926	...	...	...	...
1927	...	...	...	...
1928	...	...	...	...
1929	...	...	...	...
1930	...	...	...	...
1931	...	...	...	...
1932	...	...	...	...
1933	...	...	...	...
1934	...	...	...	...
1935	...	...	...	...
1936	...	...	...	...
1937	...	...	...	...
1938	...	...	...	...
1939	...	...	...	...
1940	...	...	...	...
1941	...	...	...	...
1942	...	...	...	...
1943	...	...	...	...
1944	...	...	...	...
1945	...	...	...	...
1946	...	...	...	...
1947	...	...	...	...
1948	...	...	...	...
1949	...	...	...	...
1950	...	...	...	...
1951	...	...	...	...
1952	...	...	...	...
1953	...	...	...	...
1954	...	...	...	...
1955	...	...	...	...
1956	...	...	...	...
1957	...	...	...	...
1958	...	...	...	...
1959	...	...	...	...
1960	...	...	...	...
1961	...	...	...	...
1962	...	...	...	...
1963	...	...	...	...
1964	...	...	...	...
1965	...	...	...	...
1966	...	...	...	...
1967	...	...	...	...
1968	...	...	...	...
1969	...	...	...	...
1970	...	...	...	...
1971	...	...	...	...
1972	...	...	...	...
1973	...	...	...	...
1974	...	...	...	...
1975	...	...	...	...
1976	...	...	...	...
1977	...	...	...	...
1978	...	...	...	...
1979	...	...	...	...
1980	...	...	...	...
1981	...	...	...	...
1982	...	...	...	...
1983	...	...	...	...
1984	...	...	...	...
1985	...	...	...	...
1986	...	...	...	...
1987	...	...	...	...
1988	...	...	...	...
1989	...	...	...	...
1990	...	...	...	...
1991	...	...	...	...
1992	...	...	...	...
1993	...	...	...	...
1994	...	...	...	...
1995	...	...	...	...
1996	...	...	...	...
1997	...	...	...	...
1998	...	...	...	...
1999	...	...	...	...
2000	...	...	...	...
2001	...	...	...	...
2002	...	...	...	...
2003	...	...	...	...
2004	...	...	...	...
2005	...	...	...	...
2006	...	...	...	...
2007	...	...	...	...
2008	...	...	...	...
2009	...	...	...	...
2010	...	...	...	...
2011	...	...	...	...
2012	...	...	...	...
2013	...	...	...	...
2014	...	...	...	...
2015	...	...	...	...
2016	...	...	...	...
2017	...	...	...	...
2018	...	...	...	...
2019	...	...	...	...
2020	...	...	...	...
2021	...	...	...	...
2022	...	...	...	...
2023	...	...	...	...
2024	...	...	...	...
2025	...	...	...	...
2026	...	...	...	...
2027	...	...	...	...
2028	...	...	...	...
2029	...	...	...	...
2030	...	...	...	...
2031	...	...	...	...
2032	...	...	...	...
2033	...	...	...	...
2034	...	...	...	...
2035	...	...	...	...
2036	...	...	...	...
2037	...	...	...	...
2038	...	...	...	...
2039	...	...	...	...
2040	...	...	...	...
2041	...	...	...	...
2042	...	...	...	...
2043	...	...	...	...
2044	...	...	...	...
2045	...	...	...	...
2046	...	...	...	...
2047	...	...	...	...
2048	...	...	...	...
2049	...	...	...	...
2050	...	...	...	...
2051	...	...	...	...
2052	...	...	...	...
2053	...	...	...	...
2054	...	...	...	...
2055	...	...	...	...
2056	...	...	...	...
2057	...	...	...	...
2058	...	...	...	...
2059	...	...	...	...
2060	...	...	...	...
2061	...	...	...	...
2062	...	...	...	...
2063	...	...	...	...
2064	...	...	...	...
2065	...	...	...	...
2066	...	...	...	...
2067	...	...	...	...
2068	...	...	...	...
2069	...	...	...	...
2070	...	...	...	...
2071	...	...	...	...
2072	...	...	...	...
2073	...	...	...	...
2074	...	...	...	...
2075	...	...	...	...
2076	...	...	...	...
2077	...	...	...	...
2078	...	...	...	...
2079	...	...	...	...
2080	...	...	...	...
2081	...	...	...	...
2082	...	...	...	...
2083	...	...	...	...
2084	...	...	...	...
2085	...	...	...	...
2086	...	...	...	...
2087	...	...	...	...
2088	...	...	...	...
2089	...	...	...	...
2090	...	...	...	...
2091	...	...	...	...
2092	...	...	...	...
2093	...	...	...	...
2094	...	...	...	...
2095	...	...	...	...
2096	...	...	...	...
2097	...	...	...	...
2098	...	...	...	...
2099	...	...	...	...
2100	...	...	...	...



---

**K.**

---

**RAILWAYS LOAN ACCOUNT.**

(Act No. 4, 1910.)

---

**GENERAL ACCOUNT**

**OF**

**RECEIPTS AND EXPENDITURE**

**TO**

**30TH JUNE, 1921.**

---



## STATEMENT

## RAILWAYS LOAN

## GENERAL ACCOUNT of RECEIPTS and

Dr.

PARTICULARS.	TOTAL.
	£ s. d.
To PAYMENTS made to 30th June, 1921, under Loan Appropriation, on account of Railways to meet the cost of Duplicating portions of Main Trunk Lines and other Works in connection therewith ... ..	3,727,472 17 2
To REPAYMENT of Advance from Consolidated Revenue Account, under Section 7, Sub-section 3 of Loan (Railways) Act No. 4, 1910 ... ..	100,000 0 0
<div style="position: absolute; top: 0; right: 0; width: 100%; height: 100%; border-left: 1px solid black; border-bottom: 1px solid black; transform: rotate(45deg);"></div>	
TOTAL ... ..	£ 3,827,472 17 2

The Treasury, New South Wales,  
Sydney, 11th August, 1921.

A. LYNCH,  
Acting-Comptroller of Accounts.

K.

## ACCOUNT (Act No. 4, 1910).

## EXPENDITURE to 30th June, 1921.

Cr.

PARTICULARS.	TOTAL.
	£ s. d.
By PROCEEDS of Sale of Funded Stock issued under Loan (Railways) Act No. 4, 1910, per Public Debt Statement ... ..	1,997,459 17 2
By PROCEEDS of Sale of Funded Stock issued under Act No. 51, 1912, per Public Debt Statement ... ..	1,559,656 0 0
By PROCEEDS of Sale of Funded Stock issued under Acts No. 51, 1912, and No. 30, 1914, per Public Debt Statement ... ..	170,357 0 0
By ADVANCE from Consolidated Revenue Account, under Section 7, Sub-section 3 of Loan (Railways) Act No. 4, 1910 ... ..	100,000 0 0
<div style="position: absolute; top: 0; right: 0; width: 100%; height: 100%; border-left: 1px solid black; border-bottom: 1px solid black; transform: rotate(45deg);"></div>	
TOTAL ... ..	£ 3,827,472 17 2

JOHN T. LANG,  
Treasurer.







---

L.

---

RAILWAYS LOAN ACCOUNT, 1913.

(Act No. 20, 1913.)

---

GENERAL ACCOUNT

OF

RECEIPTS AND EXPENDITURE

TO

30TH JUNE, 1921.

---











STATEMENT

RAILWAYS LOAN

GENERAL ACCOUNT OF RECEIPTS AND EXPENDITURE

OF

TOTAL

PARTICULARS

To Balance made to 30th June 1911 under loan appropriation on account of Railways  
(to meet the cost of duplicating portions of Main Trunk lines and other works  
in connection therewith)

**M.**

---

# RAILWAYS LOAN ACCOUNT, 1915.

(Act No. 14, 1915.)

---

## GENERAL ACCOUNT

OF

## RECEIPTS AND EXPENDITURE

TO

30TH JUNE, 1921.

---



## STATEMENT

## RAILWAYS LOAN

Dr.

GENERAL ACCOUNT of RECEIPTS and

PARTICULARS.	TOTAL.		
	£	s.	d.
To PAYMENTS made to 30th June, 1921, under Loan Appropriation, on account of Railways (to meet the cost of Duplicating portions of Main Trunk Lines and other Works in connection therewith) ... ..	3,000,000	0	0







---

N.

---

OLD LOANS AND GENERAL LOAN ACCOUNT.

---

GENERAL ACCOUNT

OF

RECEIPTS AND EXPENDITURE

TO

30TH JUNE, 1921.

---



## STATEMENT

## OLD LOANS AND GENERAL

GENERAL ACCOUNT of RECEIPTS and

Dr.

PARTICULARS.	TOTAL.		
	£	s.	d.
To PAYMENTS made to 30th June, 1921, under Loan Appropriations, on account of Railways (exclusive of Duplication of portions of Main Trunk Lines, &c., £7,789,373 13s. 2d.), Public Works, and other Services, as per Abstract of Expenditure, page ...	212,706,902	18	7
To TREASURY BILLS issued under Act 55 Victoria No. 7, paid off ...	4,000,000	0	0
To TREASURY BILLS issued under Act No. 46, 1899, paid off ...	4,000,000	0	0
To TREASURY BILLS issued under Act No. 10, 1900, paid off ...	1,000,000	0	0
To TREASURY BILLS issued under Act No. 94, 1902, paid off ...	4,000,000	0	0
To TREASURY BILLS issued under Act No. 14, 1903, paid off ...	250,000	0	0
To TREASURY BILLS issued under Act No. 31, 1904, paid off ...	240,000	0	0
To TREASURY BILLS issued under Acts No. 36, 1905, and No. 19, 1907, paid off ...	1,250,000	0	0
To TREASURY BILLS issued under Act No. 43, 1910, paid off ...	277,600	0	0
To TREASURY BILLS issued under Act No. 25, 1911, paid off ...	2,000,000	0	0
To TREASURY BILLS issued under Act No. 57, 1912, paid off ...	2,750,000	0	0
To TREASURY BILLS issued under Acts No. 43, 1910, and No. 57, 1912, paid off ...	2,000,000	0	0
To TREASURY BILLS issued under Act No. 5, 1914, paid off ...	3,800,000	0	0
To TREASURY BILLS issued under Acts Nos. 5 and 31, 1914, paid off ...	55,000	0	0
To TREASURY BILLS issued under Act No. 8, 1904, paid off ...	1,902,900	0	0
To TREASURY BILLS issued under Act No. 30, 1914, paid off ...	1,980,461	6	8
To TREASURY BILLS issued under Act No. 31, 1914, paid off ...	985,000	0	0
To TREASURY BILLS issued under Act No. 56, 1915, paid off ...	830,933	6	8
To PAYMENTS from amount recovered from the Mercantile Mutual Insurance Company ...	1,513	0	0
To REPAYMENT of Advances from the Consolidated Revenue Fund made pending Realisation of Loans Authorised ...	1,500,000	0	0
To REPAYMENT to the Curator of Intestate Estates of Advances made pending Realisation of Loans Authorised ...	50,000	0	0
Carried forward ...	£ 245,580,810	11	11

N.

## LOAN ACCOUNT.

EXPENDITURE to 30th June, 1921.

Cr.

PARTICULARS.	AMOUNT.			TOTAL.		
	£	s.	d.	£	s.	d.
By PROCEEDS of DEBENTURES, Funded and Inscribed Stock, issued for Public Works and other Services provided for by Loans, and Proceeds of sale of Treasury Deficiency Bills, and Advances to Settlers Stock ( <i>per Public Debt Statement</i> ) ...	192,501,474	15	2			
By PROCEEDS of Sale of TREASURY BILLS for PUBLIC WORKS ( <i>per Public Debt Statement</i> ):—						
Issued under Act No. 55 Vic. No. 7, to extent of £4,000,000 ...	3,983,077	1	9			
Issued under Act No. 46, 1899, to extent of £4,000,000 ...	3,972,506	6	6			
Issued under Act No. 10, 1900, to extent of £1,000,000 ...	986,564	10	0			
Issued under Act No. 94, 1902, to extent of £4,000,000 ...	3,964,044	9	5			
Issued under Act No. 14, 1903, to extent of £250,000 ...	249,684	7	6			
Issued under Act No. 31, 1904, to extent of £240,000 ...	239,100	0	0			
Issued under Acts No. 36, 1905, and No. 19, 1907, to extent of £1,250,000 ...	1,247,812	10	0			
Issued under Act No. 43, 1910, to extent of £277,600 ...	276,540	0	0			
Issued under Act No. 25, 1911, to extent of £2,000,000 ...	1,996,502	10	0			
Issued under Act No. 57, 1912, to extent of £2,750,000 ...	2,730,197	10	0			
Issued under Acts No. 43, 1910, and No. 57, 1912, to extent of £2,000,000 ...	1,987,131	5	0			
Issued under Act No. 5, 1914, to extent of £3,800,000 ...	3,792,484	0	0			
Issued under Acts No. 5 and No. 31, 1914, to extent of £4,455,000 ...	4,455,000	0	0			
Issued under Act No. 31, 1914, to extent of £990,000 ...	984,093	0	0			
Issued under Act No. 56, 1915, to extent of £1,133,833 6s. 8d. ...	1,129,706	2	8			
Issued under Act No. 73, 1916, to extent of £30,200 ...	40,069	0	0			
Issued under Act No. 27, 1919 ...	2,113,594	10	0			
Issued under Loan (Railways) Act No. 14, 1915, to extent of £616,667 ...	3,000,000	0	0			
By PROCEEDS of Sale of TREASURY BILLS, issued under Act No. 8, 1904, to extent of £1,902,900 for redemption of Treasury Bills issued under Act 46, 1899 ( <i>per Public Debt Statement</i> ) ...				37,148,107	2	10
By PROCEEDS of Sale of TREASURY BILLS issued under Inscribed Stock (Renewals) Amendment Act No. 30, 1914, to extent of £2,333,461 6s. 8d. ( <i>per Public Debt Statement</i> ) ...				1,901,928	15	0
By PROCEEDS of Sale of TREASURY BILLS issued under Inscribed Stock (Renewals) Amendment Act No. 30, 1914, to extent of £2,333,461 6s. 8d. ( <i>per Public Debt Statement</i> ) ...				2,330,783	14	6
By PROCEEDS of Sale of DEBENTURES and INSCRIBED STOCK issued under Inscribed Stock (Issue and Renewals) Act No. 51, 1912, and Inscribed Stock (Renewals) Amendment Act No. 30, 1914 ( <i>per Public Debt Statement</i> ) ...				14,386,880	2	8
By PROCEEDS of Sale of NEW SOUTH WALES STOCK, issued under Inscribed Stock (Issue and Renewals) Act No. 51, 1912 ( <i>per Public Debt Statement</i> ) ...				1,147,876	13	4
				£ 249,417,051	3	6
Less—						
Amount of Proceeds credited to Railways Loan Accounts ...				7,959,730	13	2
Carried forward ...				£ 241,457,320	10	4



The Treasury, New South Wales,  
Sydney, 11th August, 1921.

EXPENDITURE to 30th June, 1921.

\* See page 220.

JOHN T. LANG,  
Treasurer.



# Statement O.

## APPENDIX TO PUBLIC DEBT STATEMENT.

STATEMENT showing the result of Sales of Debentures, Funded and Inscribed Stock, and Treasury Bills from 1st July, 1920, to 30th June, 1921.

Particulars.	Year of Maturity.	Amount of Principal.	Nominal Rate of Interest.	Date from which Interest accrues.	Price of Issue per cent.	Gross Amount raised.	Discount allowed on Prepayment of Instalments.	Accrued Interest to date of Instalments Credited to Revenue.	Charges for Negotiation.					Net Amount credited to General Loan Account.	Interest on Overdue Instalments credited to Revenue.
									Brokerage and Underwriting.	Bank Commission.	Postage and Petty Expenses.	Other Expenses including Stamp Duty.	Total Charges		
<b>Negotiated in Sydney.</b>		£ s. d.	%			£ s. d.	£ s. d.	£ s. d.	£ s. d.	£ s. d.	£ s. d.	£ s. d.	£ s. d.	£ s. d.	£ s. d.
<b>Debentures—</b>															
Act No. 27, 1919 ...	1925	76,600 0 0	5½	1 June, 1920	100 0 0	76,600 0 0	.....	.....	.....	.....	.....	.....	.....	76,600 0 0	.....
	1930	153,540 0 0	5½	1 Dec., 1920	100 0 0	153,540 0 0	.....	.....	.....	.....	.....	.....	.....	153,540 0 0	.....
	1930	28,790 0 0	5½	1 June, 1921	100 0 0	28,790 0 0	.....	.....	.....	.....	.....	.....	.....	28,790 0 0	.....
<b>Treasury Bills—</b>															
Act No. 30, 1914 ...	1923	335,000 0 0	5½	10 Feb., 1921	100 0 0	335,000 0 0	.....	.....	.....	.....	.....	.....	.....	335,000 0 0	.....
Act No. 27, 1919 ...	1922	37,100 0 0	5½	1 Mar., 1920	100 0 0	37,100 0 0	.....	.....	200 0 0	.....	.....	.....	200 0 0	36,900 0 0	.....
	1922	116,200 0 0	5½	1 June, 1920	100 0 0	116,200 0 0	.....	.....	100 0 0	.....	.....	.....	100 0 0	116,100 0 0	.....
<b>Funded Stock—</b>															
Act No. 51, 1912 ...	1924	2,220 0 0	5½	10 Aug., 1919	100 0 0	2,220 0 0	.....	.....	.....	.....	.....	.....	.....	2,220 0 0	.....
Act No. 25, 1918 ...	1923	500,000 0 0	5 3	23 June, 1921	100 0 0	500,000 0 0	.....	.....	.....	.....	.....	.....	.....	500,000 0 0	.....
	1927	250,000 0 0	6 11	23 June, 1921	100 0 0	250,000 0 0	.....	.....	.....	.....	.....	.....	.....	250,000 0 0	.....
	1923	319,080 0 0	5½	{ Various dates from 8 July, 1920. }	100 0 0	319,080 0 0	.....	.....	.....	.....	.....	.....	.....	319,080 0 0	.....
	1924	280,330 0 0	5½	{ Various dates from 19 Jan., 1921. }	100 0 0	280,330 0 0	.....	.....	.....	.....	.....	.....	.....	280,330 0 0	.....
Act No. 27, 1919...	1925	1,340,280 0 0	5½	{ Various dates from 1 July, 1920. }	100 0 0	1,340,280 0 0	.....	.....	.....	.....	.....	.....	.....	1,340,280 0 0	.....
	1930	2,576,550 0 0	5½	{ Various dates from 1 Dec., 1920. }	100 0 0	2,576,550 0 0	.....	.....	12,000 0 0	.....	.....	.....	12,000 0 0	2,564,550 0 0	.....
	1930	40,540 0 0	5½	{ Various dates from 19 April, 1921. }	100 0 0	40,540 0 0	.....	.....	.....	.....	.....	.....	.....	40,540 0 0	.....
<b>Negotiated in London.</b>															
<b>Inscribed Stock—</b>															
Act No. 25, 1918 ...	1930	2,500,000 0 0	6½	1 Aug., 1920	100 0 0	2,500,000 0 0	11,393 7 5	.....	43,160 15 0	6,250 0 0	2,997 17 2	15,625 10 0	68,033 12 9	(A) 2,428,886 14 0	32 15 3
	1940														
Act No. 27, 1919 ...	1930	*4,000,000 0 0	6½	1 Feb., 1921	100 0 0	4,000,000 0 0	11,093 1 9	.....	69,383 10 0	10,000 0 0	4,574 16 2	50,000 0 0	133,958 6 2	(B) 3,866,966 2 3	93 10 6
	1940														

(A) Includes £8,313 14s. 2d., and (B) £12,017 10s. 2d. representing Interest on Instalments prepaid transferred from Consolidated Revenue Account.

\* A Coupon for 10s. per cent. for Interest on Instalments was attached to the Scrip and payable on 1st February, 1921.

The Treasury, New South Wales,  
Sydney, 11th August, 1921.

A. LYNCH,  
Acting-Comptroller of Accounts.



---

STATEMENT  
OF THE  
PARTICULARS OF THE PUBLIC DEBT OF THE STATE  
OF  
NEW SOUTH WALES,  
ON  
30TH JUNE, 1921.

---



## STATEMENT OF THE PARTICULARS OF THE PUBLIC DEBT OF

YEAR RAISED.	SERVICES.	AUTHORITY.	AMOUNT AUTHORISED TO BE RAISED.	AMOUNT OF DEBENTURES, FUNDED AND INSCRIBED STOCK SOLD.	NET AMOUNT RAISED.
			£ s. d.	£ s. d.	£ s. d.
<b>OLD LOANS.</b>					
<b>DEBENTURES.</b>					
1842-55	Immigration ...	{ Govt. Gazettes, 1841 to 1855. }	705,200 0 0	705,200 0 0	724,733 3 1
1853-5	Loans to the Sydney Railway Company...	16 Vic., No. 39	217,500 0 0	217,500 0 0	223,936 3 4
1854-9	Sydney Sewerage ...	17 Vic., No. 34	200,000 0 0	209,030 0 0	200,970 18 3
1854-8	Sydney Water Supply ...	17 Vic., No. 35	200,000 0 0	208,400 0 0	200,808 15 3
1855-67	Public Works ...	18 Vic., No. 35	178,750 0 0	144,000 0 0	134,615 10 6
1855-7	Railways ...	18 Vic., No. 40	624,733 18 8	666,800 0 0	628,541 15 5
1856-61	Public Works ...	19 Vic., Nos. 38 & 40.	445,323 0 0	410,500 0 0	394,624 14 0
1856-8	To pay off Land and Immigration Debentures.	20 Vic., No. 1	73,776 0 0	73,700 0 0	70,276 16 11
1856	Railways ...	20 Vic., No. 1	200,000 0 0	203,000 0 0	199,997 10 0
1857	To pay off Land and Immigration Debentures.	20 Vic., No. 16	130,400 0 0	132,300 0 0	130,311 0 0
1858-9	Public Works ...	20 Vic., No. 33	107,717 18 11	112,000 0 0	106,988 12 6
1858-9	Railways ...	20 Vic., No. 34	300,000 0 0	299,000 0 0	298,647 7 7
1859-61	To pay off Land and Immigration Debentures.	22 Vic., Nos. 5 & 26.	145,000 0 0	145,700 0 0	143,924 15 3
1859-61	Railways and Public Works ...	22 Vic., No. 22	758,500 0 0	760,700 0 0	751,575 2 5
1862	Public Works ...	22 Vic., No. 26	11,600 0 0	5,000 0 0	4,925 5 0
1860-2	To pay off Railway Debentures ...	23 Vic., No. 5	365,600 0 0	365,600 0 0	363,081 13 7
1862	Public Works and to pay off Land and Immigration Debentures.	23 Vic., No. 10	348,223 0 0	348,200 0 0	338,511 0 7
1861-2	Railways and Public Works ...	24 Vic., No. 24	113,535 0 0	113,900 0 0	112,209 11 6
1861	Voluntary and Assisted Immigration ...	24 Vic., No. 26	55,000 0 0	55,500 0 0	54,945 16 0
1862-6	Railways, Immigration, and Public Works	25 Vic., No. 19	1,782,370 14 6	1,782,300 0 0	1,684,855 7 11
1867	Railways and Public Works ...	26 Vic., No. 14	161,832 0 0	162,000 0 0	696,146 2 5
1867	Railways and Public Works ...	27 Vic., No. 14	670,025 12 7	670,000 0 0	
1866	To pay off Debentures ...	29 Vic., No. 5	300,000 0 0	300,000 0 0	260,433 17 2
1867	Railways, Public Works, and Immigration	29 Vic., No. 9	219,450 0 0	219,400 0 0	192,377 0 0
1868	Railways and other purposes ...	29 Vic., No. 23	758,000 0 0	758,000 0 0	712,115 16 1
1867	Railways and other purposes ...	30 Vic., No. 23	65,850 0 0	65,800 0 0	61,573 0 0
1869	Railways ...	31 Vic., No. 11	1,000,000 0 0	1,000,000 0 0	968,503 13 10
1868-9	Railways and other purposes ...	31 Vic., No. 27	177,407 0 0	177,400 0 0	177,934 0 0
1869-70	Railways and other purposes ...	32 Vic., No. 13	197,885 0 0	197,800 0 0	195,244 6 9
1871	Railways, to pay off Debentures, and other purposes.	34 Vic., No. 2	407,151 13 7	407,100 0 0	399,660 1 6
1871	To make good the loss sustained in the negotiation of the Debentures of previous Loans.	Under various Acts.	.....	450,000 0 0	437,899 0 6
TOTAL, OLD LOANS .....			£ 10,920,830 18 3	11,365,830 0 0	10,872,367 17 4

For reference to Notes,

## THE STATE OF NEW SOUTH WALES, ON 30TH JUNE, 1921.

PARTICULARS OF THE SEVERAL ISSUES OF DEBENTURES.									
AMOUNT OVER-RAISED.	AMOUNT REQUIRED TO BE RAISED.	AMOUNT OF EACH ISSUE SOLD.	PAID OFF.	OUTSTANDING.	DUR DATES.	RATE OF INTEREST PER ANNUM.	ANNUAL INTEREST ON TOTAL LOAN OUTSTANDING FOR EACH SERVICE.		
£ s. d.	£ s. d.	£ s. d.	£	£ s. d.			£	s.	d.
19,533 3 1	.....	705,200 0 0	705,200	.....	.....	2½d. to 5½d. per cent. per diem.			
6,436 3 4	.....	217,500 0 0	217,500	.....	.....	2½d. & 3½d. per cent. per diem.			
512,331 7 10	.....	25,900 0 0	25,900	.....	.....	3½d. per cent. per diem.			
437,899 0 6	.....	97,500 0 0	97,500	.....	.....	.....			
74,432 7 4	.....	6,730 0 0	6,680	50 0 0	1882	.....			
.....	.....	24,000 0 0	24,000	.....	.....	.....			
.....	.....	54,900 0 0	54,900	.....	.....	.....			
.....	.....	29,000 0 0	29,000	.....	.....	.....			
.....	.....	50,700 0 0	50,700	.....	.....	.....			
.....	.....	36,700 0 0	36,700	.....	.....	.....			
.....	.....	31,000 0 0	31,000	.....	.....	.....			
.....	.....	61,000 0 0	61,000	.....	.....	.....			
.....	.....	21,000 0 0	21,000	.....	.....	.....			
.....	.....	12,800 0 0	12,800	.....	.....	.....			
.....	.....	70,200 0 0	70,200	.....	.....	.....			
.....	.....	40,000 0 0	40,000	.....	.....	.....			
.....	.....	291,800 0 0	291,800	.....	.....	.....			
.....	.....	139,000 0 0	139,000	.....	.....	.....			
.....	.....	100,000 0 0	100,000	.....	.....	.....			
.....	.....	133,300 0 0	133,300	.....	.....	.....			
.....	.....	2,700 0 0	.....	2,700 0 0	Permanent	.....			
.....	.....	46,200 0 0	46,200	.....	.....	.....			
.....	.....	150,000 0 0	150,000	.....	.....	.....			
.....	.....	70,800 0 0	70,600	200 0 0	1882	.....			
.....	.....	136,800 0 0	136,800	.....	.....	.....			
.....	.....	6,700 0 0	6,700	.....	.....	.....			
.....	.....	70,500 0 0	70,500	.....	.....	.....			
.....	.....	3,200 0 0	3,200	.....	.....	.....			
.....	.....	203,000 0 0	203,000	.....	.....	.....			
.....	.....	132,300 0 0	132,300	.....	.....	.....			
.....	.....	100,000 0 0	100,000	.....	1 Jan., 1873	.....			
.....	.....	10,000 0 0	10,000	.....	1 July, 1888	.....			
.....	.....	2,000 0 0	2,000	.....	1 Jan., 1889	.....			
.....	.....	175,000 0 0	175,000	.....	1 July, 1888	.....			
.....	.....	90,000 0 0	90,000	.....	1 July, 1888	.....			
.....	.....	34,000 0 0	34,000	.....	1 Jan., 1889	.....			
.....	.....	145,000 0 0	145,000	.....	1 Jan., 1889	.....			
.....	.....	700 0 0	700	.....	1 July, 1891	.....			
.....	.....	400,000 0 0	400,000	.....	1 Jan., 1889	.....			
.....	.....	312,000 0 0	312,000	.....	1 July, 1889	.....			
.....	.....	25,000 0 0	25,000	.....	1 Jan., 1891	.....			
.....	.....	23,700 0 0	23,700	.....	1 July, 1891	.....			
.....	.....	5,000 0 0	5,000	.....	1 July, 1890	.....			
.....	.....	365,600 0 0	365,400	200 0 0	1 Jan., 1890	.....			
.....	.....	348,200 0 0	348,200	.....	1 July, 1890	.....			
.....	.....	113,900 0 0	113,900	.....	1 July, 1891	.....			
.....	.....	55,500 0 0	55,500	.....	1 July, 1891	.....			
.....	.....	1,782,300 0 0	1,782,300	.....	1 Jan., 1892	.....			
.....	.....	162,000 0 0	162,000	.....	1 Jan., 1895	.....			
.....	.....	670,000 0 0	670,000	.....	1 Jan., 1895	.....			
.....	.....	300,000 0 0	300,000	.....	Various.....	.....			
.....	.....	219,400 0 0	219,400	.....	1 Jan., 1896	.....			
.....	.....	758,000 0 0	757,600	400 0 0	1 July, 1896	.....			
.....	.....	65,800 0 0	65,800	.....	1 Jan., 1897	.....			
.....	.....	1,000,000 0 0	1,000,000	.....	Various.....	.....			
.....	.....	177,400 0 0	177,400	.....	1 July, 1898	.....			
.....	.....	197,800 0 0	197,800	.....	1 Jan., 1899	.....			
.....	.....	407,100 0 0	407,100	.....	1 July, 1900	.....			
.....	.....	450,000 0 0	450,000	.....	1 July, 1900	.....			
25,963 6 5	.....	11,365,830 0 0	11,362,280	3,550 0 0	.....	.....			
							135 0 0		

see pages 204 to 206.



## STATEMENT OF PARTICULARS OF PUBLIC

YEAR RAISED.	SERVICES.	AUTHORITY.	AMOUNT AUTHORISED TO BE RAISED.	DESCRIPTION OF STOCK SOLD.	AMOUNT OF DEBENTURES, FUNDED AND INSCRIBED STOCK SOLD.	NET AMOUNT RAISED.
	<b>SUBSEQUENT LOANS.</b>		£ s. d.		£ s. d.	£ s. d.
1871	Railways and other purposes ...	35 Vic., No. 5	374,980 0 0	Debentures ...	374,900 0 0	375,424 19 6
1872	Railways, repayment of Loans, and other purposes.	36 Vic., No. 2	406,863 7 3	"	406,800 0 0	422,696 18 0
1875-6	Railways ...	36 Vic., No. 17	1,901,500 0 0	"	1,901,500 0 0	1,725,631 6 11
1873-6	Public Works and repayment of Loans (New South Wales Four per cents.)	36 Vic., No. 21	503,780 0 0	Funded Stock	530,189 9 2	503,780 0 0
1876-88	Railways and other purposes ...	39 Vic., No. 18	235,690 0 0	Debentures ...	224,900 0 0	221,045 0 0
1879	Railways, repayment of Loans, and other purposes.	{ 38 Vic., No. 2 40 Vic., No. 12 41 Vic., No. 4 }	3,249,552 0 0	"	3,249,500 0 0	3,178,374 1 5
1881-3	Railways and other purposes	{ 41 Vic., No. 7 43 Vic., No. 11 }	1,120,000 0 0 7,352,768 0 0	"	1,120,000 0 0 7,352,700 0 0	1,145,116 18 9 7,302,099 18 11
1883	Railways and other purposes ...	44 Vic., No. 12	1,262,000 0 0	Inscribed Stock	1,262,000 0 0	1,244,685 17 6
1883-5	Railways and other purposes ...	44 Vic., No. 28	7,102,000 0 0	"	7,102,000 0 0	6,486,883 8 6
1885	Railways and other purposes ...	45 Vic., No. 22	1,000,000 0 0	"	1,000,000 0 0	894,886 19 3
1885	Railways and other purposes ...	46 Vic., No. 23	2,000,000 0 0	"	2,000,000 0 0	1,789,773 18 6
1885-9	Railways and other purposes ...	48 Vic., No. 26	14,388,303 0 0	"	12,322,700 0 0	11,911,175 19 8
1895-8	Railways and other purposes ...	50 Vic., No. 28	3,115,393 0 0	"	{ 121,122,600 0 0 1,500,000 0 0 }	{ 1,067,753 9 4 1,479,745 16 6 }
1889	To pay off Debentures ...	52 Vic., No. 16	1,390,600 0 0	"	1,390,600 0 0	1,389,813 3 8
1895 1901-2	{ Railways and other purposes	{ 52 Vic., No. 17 56 Vic., No. 1 }	{ 3,641,305 0 0	"	{ 121,100,000 0 0 7323,691 10 0 1,000,000 0 0 }	{ 1,046,257 12 8 7323,691 10 0 911,229 7 9 }
1895 1901-2	{ Railways and other purposes	{ 53 Vic., No. 23 56 Vic., No. 1 }	{ 5,089,896 0 0	"	{ 121,144,000 0 0 715,000 0 0 3,000,000 0 0 }	{ 1,088,107 18 11 715,000 0 0 2,727,191 7 5 }
1891-3	Railways, repayment of Loans, and other purposes.	54 Vic., No. 33	7,021,757 0 0	"	7,021,757 0 0	6,649,285 12 7
1893	Railways and other purposes	{ 55 Vic., No. 35 56 Vic., No. 1 }	{ 1,190,276 0 1	"	{ 9472,443 0 0 7699,773 10 0 }	{ 461,208 4 1 7699,773 10 0 }
1896	Railways, repayment of Loans, and other purposes.	{ 56 Vic., No. 24 56 Vic., No. 1 }	{ 879,806 0 0	"	{ 7879,800 0 0	{ 7879,800 0 0
1894	Railways, repayment of Loans, and other purposes.	{ 56 Vic., No. 1 57 Vic., No. 17 }	{ 1,460,650 0 0	"	{ 7631,080 0 0 11832,000 0 0 }	{ 7631,080 0 0 829,550 16 2 }
1896-7 1895-7	{ Railways and other purposes	{ 58 Vic., No. 14 58 Vic., No. 14 1924 Stock. }	{ 863,947 0 0 198,065 0 0	"	{ 863,947 0 0 198,065 0 0 }	{ 862,776 0 0 197,653 2 6 }
	Carried forward...	£	65,755,131 7 4		61,041,951 9 2	58,367,527 18 6

For reference to Notes.

## DEBT ON 30TH JUNE, 1921—continued.

		PARTICULARS OF THE SEVERAL ISSUES OF DEBENTURES, FUNDED AND INSCRIBED STOCK.						
AMOUNT OVER-RAISED.	AMOUNT REQUIRED TO BE RAISED.	AMOUNT OF EACH ISSUE SOLD.	PAID OFF.	OUTSTANDING.	DUE DATES.	RATE OF INTEREST PER ANNUM.	ANNUAL INTEREST ON TOTAL LOAN OUTSTANDING FOR EACH SERVICE.	
£ s. d.	£ s. d.	£ s. d.	£	£ s. d.			£ s. d.	
444 19 6	.....	374,900 0 0	374,900	.....	1 July, 1901...	5 per cent.	.....	
15,833 10 9	.....	406,800 0 0	406,800	.....	1 July, 1902...	5 "	.....	
.....	.....	1,901,500 0 0	{ 1,000,000 1,901,500	.....	1 July, 1903...	4 "	.....	
.....	.....	530,189 9 2	.....	530,189 9 2	1 July, 1905...	4 "	.....	
.....	.....	224,900 0 0	224,900	.....	Interminable...	4 "	21,207 11 7	
.....	.....	3,249,500 0 0	{ 1,500,000 1,749,000	.....	1 July, 1906...	4 "	.....	
.....	.....	.....	.....	2500 0 0	1 July, 1908...	4 "	.....	
25,116 18 9	Transfers in June, 1903 and 1910, under the authority of Section 36 of Audit Act, 1902, were made to extent of £6,230,801 10s. 7d. and £1,077,632 2s. 8d., respectively, of funds in excess of requirements of certain Acts to other Acts to make good amounts short-raised.	1,120,000 0 0	212,863,400	2300 0 0	1 Jan., 1909...	4 "	.....	
.....		7,352,700 0 0	.....	5,609,000 0 0	1 July, 1910...	4 "	224,360 0 0	
.....		1,262,000 0 0	.....	1,262,000 0 0	1 July, 1933...	4 "	50,480 0 0	
.....		7,102,000 0 0	.....	{ 315,800 0 0 6,786,700 0 0	1 July, 1933...	4 "	12,612 0 0	
.....		1,000,000 0 0	.....	1,000,000 0 0	1 Oct., 1924...	3½ "	237,534 10 0	
.....		2,000,000 0 0	.....	2,000,000 0 0	1 Oct., 1924...	3½ "	35,000 0 0	
.....		6,713,300 0 0	.....	6,713,300 0 0	1 Oct., 1924...	3½ "	70,000 0 0	
.....		3,500,000 0 0	3,500,000	.....	1 Oct., 1924...	3½ "	234,965 10 0	
.....		2,109,400 0 0	2,109,400	.....	.....	.....	.....	
.....		1,122,600 0 0	.....	1,122,600 0 0	.....	.....	.....	
.....		1,500,000 0 0	.....	1,500,000 0 0	{ 1 Oct., 1935...	3 "	78,678 0 0	
.....		1,390,600 0 0	1,390,600	.....	.....	3½ "	.....	
.....		1,100,000 0 0	.....	1,100,000 0 0	1 Oct., 1935...	3 "	33,000 0 0	
.....		323,691 10 0	323,691/10	.....	7 Jan., 1913...	4 "	.....	
.....		1,000,000 0 0	.....	1,000,000 0 0	1 Oct., 1935...	3 "	30,000 0 0	
.....		1,144,000 0 0	.....	1,144,000 0 0	1 Oct., 1935...	3 "	34,320 0 0	
.....		15,000 0 0	15,000	.....	7 Jan., 1913...	4 "	.....	
.....		3,000,000 0 0	.....	3,000,000 0 0	1 Oct., 1935...	3 "	90,000 0 0	
.....		494,200 0 0	{ 4,994,200	.....	.....	3½ "	.....	
.....		4,500,000 0 0	.....	2,500,000 0 0	1 July, 1933...	4 "	100,000 0 0	
.....		2,027,557 0 0 <sup>10</sup>	.....	.....	7 Jan., 1913...	4 "	.....	
.....		472,443 0 0 <sup>10</sup>	.....	.....	7 Jan., 1913...	4 "	.....	
.....		699,778 10 0	699,778/10	.....	7 Jan., 1913...	4 "	.....	
.....		879,800 0 0	879,800	.....	7 Jan., 1913...	4 "	.....	
.....		631,080 0 0	630,780	2300 0 0	7 Jan., 1913...	4 "	.....	
.....		832,000 0 0	832,000	.....	.....	3½ "	.....	
.....	863,947 0 0	.....	863,947 0 0	1912 <sup>40</sup> .....	3 "	25,918 8 2		
.....	198,065 0 0	.....	198,065 0 0	31 Dec., 1924...	3 "	5,941 19 0		
41,895 9 0	.....	61,041,951 9 2	24,395,750	36,646,201 9 2	.....	.....	1,284,017 18 9	

See pages 204 to 206.



## STATEMENT OF PARTICULARS OF PUBLIC

YEAR RAISED.	SERVICE.	AUTHORITY.	AMOUNT AUTHORIZED TO BE RAISED.	DESCRIPTION OF STOCK SOLD.	AMOUNT OF DEBENTURES, FUNDED AND INSCRIBED STOCK SOLD.	NET AMOUNT RAISED.
	Subsequent Loans—continued.		£ s. d.		£ s. d.	£ s. d.
1895	Brought forward ...		65,755,131 7 4		61,041,951 9 2	58,367,527 18 6
	Repayment of Loans ...	59 Vic., No. 5	977,400 0 0	Inscribed Stock	1,633,400 0 0	602,454 3 5
		59 Vic., No. 6	1,332,945 0 0	"	1,332,945 0 0	1,332,431 7 2
1895-98	Railways and other purposes	59 Vic., No. 6 1925 Stock.	222,255 0 0	"	222,255 0 0	222,135 7 6
1898-1901	Railways, repayment of Loans, and other purposes.	60 Vic., No. 32	2,063,253 0 0	"	1,809,810 1 6	1,807,398 9 3
		60 Vic., No. 32 1927 Stock.	208,123 0 0	"		
		No. 43, 1897...	1,890,005 0 0	"	1,768,456 0 0	1,764,630 11 1
1901-2	Railways, repayment of Loans, and other purposes.	No. 43, 1897 1928 Stock.	224,747 0 0	"		
1904-6		No. 36, 1898	1,899,887 0 0	"	1,500,000 0 0	1,500,000 0 0
1902-3	Railways, repayment of Loans, and other purposes.	No. 36, 1898 1929 Stock.	333,650 0 0	"		
1906-7	Railways, repayment of Loans, and other purposes.	No. 42, 1899	2,728,441 0 0	"	250,000 0 0	250,000 0 0
1901-7	Darling Harbour Wharves Resumption.	No. 42, 1899 1930 Stock.	145,540 0 0	"		
1908-5	Railways, Repayment of Loans, and other purposes.	No. 10, 1900...	4,000,000 0 0	Inscribed Stock	3,000,000 0 0	2,733,688 3 3
				"	999,810 0 0	998,182 12 1
				"	550,000 0 0	549,114 19 5
				"	816,854 0 0	815,731 10 7
				"	1,000,000 0 0	975,745 9 4
				"	131,100 0 0	131,100 0 0
				"	1,000,000 0 0	1,000,000 0 0
1904-9	Railways, repayment of Loans, and other purposes.	No. 62, 1901...	2,997,213 0 0	Inscribed Stock	1,000,000 0 0	975,745 9 3
				"	499,981 0 0	498,046 5 3
				"	399,876 0 0	398,950 19 0
				"	199,775 0 0	198,850 17 6
1906	Water and Drainage	No. 93, 1902...	1,200,000 0 0	Inscribed Stock	2,000,000 0 0	2,000,000 0 0
1906-12	Railways, repayment of Loans, and other purposes.	No. 108, 1902...	3,070,472 0 0	Inscribed Stock	1,000,000 0 0	942,596 11 5
				"	2,970,472 0 0	2,968,287 8 0
1907-9	Railways, repayment of Loans, and other purposes.	No. 14, 1903...	1,721,384 0 0	Inscribed Stock	694,174 0 0	692,707 12 10
1906-7	Railways, repayment of Loans, and other purposes.	No. 31, 1904...	2,040,051 0 0	"	1,999,889 0 0	1,996,078 6 11
1909-10	Railways, and other purposes	No. 36, 1905...	968,430 0 0	"	1,000,000 0 0	942,256 3 7
				"	849,337 0 0	848,170 18 9
				"	500,000 0 0	500,000 0 0
1907-9	Railways, repayment of Loans, and other purposes.	No. 39, 1906...	1,680,800 0 0	"	1,179,841 0 0	1,175,643 18 5
				"	173,500 0 0	173,422 16 3
1908-11	Water and Drainage, and Artesian Wells.	No. 59, 1906...	223,500 0 0	"	50,000 0 0	50,000 0 0
				"	969,999 0 0	968,839 14 11
1908-10	Railways, repayment of Loans, and other purposes.	No. 19, 1907...	3,970,981 0 0	"	3,000,000 0 0	2,887,749 8 2
				"	950,000 0 0	948,866 14 11
1909-10	Railways, repayment of Loans, and other purposes.	No. 22, 1908...	5,256,521 0 0	"	1,300,000 0 0	1,225,330 6 4
				"	2,000,000 0 0	2,853,661 0 0
				"	2,250,000 0 0	2,579,152 10 8
1910-11	Railways, repayment of Loans, and other purposes.	No. 16, 1909...	6,112,912 0 0	"	125,000 0 0	125,000 0 0
				"	3,237,813 0 0	3,234,100 5 4
				"	2,988,926 0 0	2,984,598 10 1
1911-13	Railways, and other purposes	No. 43, 1910...	4,833,000 0 0	"	1,094,960 0 0	1,094,352 5 11
				"	650,809 14 9	650,433 11 8
				"	170,357 0 0	170,036 13 8
				"	89,807 0 0	89,762 6 0
1910-14	Railways (duplications, &c.)	No. 4, 1910 ...	2,000,000 0 0	Inscribed Stock	1,473,187 0 0	1,471,567 16 5
				"	266,649 0 0	266,093 1 1
				"	1,099,993 0 0	1,097,960 2 1
1912-14	Railways, and other purposes	No. 25, 1911...	3,868,970 0 0	Inscribed Stock	2,523,528 0 0	2,514,318 1 3
				"	2,239,442 0 0	2,147,701 1 9
1913	Railways, and other purposes	No. 13, 1912...	405,000 0 0	Inscribed Stock	240,000 0 0	381,803 0 9
1913			60,000 0 0	"	240,000 0 0	56,563 8 3
1916	Waterworks, &c.	No. 41, 1912...	100,000 0 0	"	73,680 0 0	96,009 0 0
				"	26,320 0 0	
	Carried forward ...	£	123,953,996 7 4		114,274,766 5 5	110,454,007 2 6

For reference to Note

## DEBT ON 30TH JUNE, 1921—continued.

PARTICULARS OF THE SEVERAL ISSUES OF DEBENTURES, FUNDED AND INSCRIBED STOCK.									
AMOUNT OVER-RAISED.	AMOUNT REQUIRED TO BE RAISED.	AMOUNT OF EACH ISSUE SOLD.	PAID OFF.	OUTSTANDING.	DUE DATES.	RATE OF INTEREST PER ANNUM.	ANNUAL INTEREST ON TOTAL LOAN OUTSTANDING FOR EACH SERVICE.		
£ s. d.	£ s. d.	£ s. d.	£	£ s. d.			£	s. d.	
41,395 9 0	Vide note under this heading, page 155.	61,041,951 9 2	24,395,750	36,646,201 9 2			1,234,017 18 9		
		633,400 0 0		633,400 0 0	1 Oct., 1935...	3 per cent.	19,002 0 0		
		1,332,945 0 0		1,332,945 0 0	1912 <sup>40</sup> .....	3 "	39,988 7 0		
		222,255 0 0		222,255 0 0	30 June, 1925..	3 "	6,667 13 0		
		1,809,810 1 6		1,809,810 1 6	1912 <sup>40</sup> .....	3 "	54,294 6 0		
		1,768,456 0 0		1,768,456 0 0	1912 <sup>40</sup> .....	3½ per cent.	61,895 19 2		
		1,500,000 0 0		1,500,000 0 0	1912 <sup>40</sup> .....	3½ per cent.	56,250 0 0		
		3,296 16 0	250,000 0 0	250,000		10 Feb., 1915...	3½ per cent.		
			3,000,000 0 0		3,000,000 0 0	1 Oct., 1935...	3 per cent.	90,000 0 0	
			999,810 0 0		999,810 0 0	10 Aug., 1921...	3½ "	34,993 7 0	
			550,000 0 0	550,000		10 Aug., 1907...	4 "		
			816,854 0 0	816,854		10 Aug., 1909...	4 "		
			551,000,000 0 0	999,150	2 850 0 0	1 Mar., 1915...	4 "		
			131,100 0 0	131,100		1 Apr., 1915...	4 "		
			1,000,000 0 0	1,000,000		10 Feb., 1915...	4 "		
			551,000,000 0 0	999,150	2 850 0 0	1 Mar., 1915...	4 "		
			499,981 0 0	499,981		10 Feb., 1915...	3½ "		
			399,876 0 0	399,876		10 Aug., 1919...	3½ "		
			199,775 0 0		199,775 0 0	10 Aug., 1921...	3½ "	6,992 2 6	
			2,000,000 0 0		2,000,000 0 0	1 July, 1950 <sup>16</sup>	3½ "	70,000 0 0	
			100,000 0 0		100,000 0 0	1 July, 1950 <sup>16</sup>	3½ "	3,500 0 0	
			970,472 0 0		970,472 0 0	1 Oct., 1922 ...	4 "	38,818 17 7	
			999,869 0 0		999,869 0 0	10 Aug., 1921...	3½ "	34,995 8 4	
			694,174 0 0		694,174 0 0	10 Aug., 1923...	3½ "	24,296 1 9	
			1,999,889 0 0		1,999,889 0 0	10 Aug., 1921...	3½ "	69,996 2 3	
		100,000 0 0		100,000 0 0	1 July, 1950...	3½ "	3,500 0 0		
		849,337 0 0	849,337		10 Aug., 1919...	3½ "			
		500,000 0 0		500,000 0 0	10 Aug., 1921...	3½ "	17,500 0 0		
		1,179,841 0 0		1,179,841 0 0	10 Aug., 1923...	3½ "	41,294 8 8		
		173,500 0 0		173,500 0 0	10 Aug., 1921...	3½ "	6,072 10 0		
		50,000 0 0		50,000 0 0	10 Aug., 1923...	3½ "	1,875 0 0		
	982 0 0	969,999 0 0	969,624	375 0 0	10 Aug., 1919...	3½ "			
		3,000,000 0 0		3,000,000 0 0	1 July, 1950 <sup>16</sup>	3½ "	105,000 0 0		
		950,000 0 0	950,000		10 Aug., 1919...	3½ "			
		1,300,000 0 0		1,300,000 0 0	1 July, 1950 <sup>16</sup>	3½ "	45,500 0 0		
		3,000,000 0 0		3,000,000 0 0	1 July, 1950 <sup>16</sup>	3½ "	105,000 0 0		
		2,750,000 0 0		2,750,000 0 0	1 July, 1950 <sup>16</sup>	3½ "	96,250 0 0		
	99 0 0	125,000 0 0	125,000		10 Aug., 1919...	3½ "			
		3,237,813 0 0	3,237,813		10 Aug., 1919...	3½ "			
		2,988,926 0 0	2,988,926		10 Aug., 1919...	3½ "			
	103,899 4 6	1,094,960 0 0		1,094,960 0 0	10 Aug., 1923...	3½ "	41,061 0 0		
		650,809 14 9		650,809 14 9	10 May, 1923...	4 "	26,032 7 9		
		170,357 0 0	56 170,357		10 May, 1917...	4 "			
		89,807 0 0	89,807		10 Aug., 1919...	3½ "			
		1,473,187 0 0	1,473,127	60 0 0	10 Aug., 1919...	3½ "			
		266,649 0 0		266,649 0 0	10 May, 1923...	4 "	10,665 19 2		
		561,099,993 0 0	1,099,443	550 0 0	10 May, 1917...	4 "			
		529,528 0 0		529,528 0 0	1 Oct., 1922 ...	4 "	21,181 2 5		
		2,239,442 0 0		2,239,442 0 0	1 Oct., 1922 ...	4 "	89,577 13 7		
		405,000 0 0		405,000 0 0	1 July, 1962 <sup>17</sup>	4 "	16,200 0 0		
		60,000 0 0		60,000 0 0	1 July, 1962 <sup>17</sup>	4 "	2,400 0 0		
		73,680 0 0		73,680 0 0	1 July, 1923 <sup>51</sup>	5 "			
		26,320 0 0		26,320 0 0	1 July, 1923 <sup>51</sup>	5 "	5,000 0 0		
41,395 9 0	108,277 0 6	114,274,766 5 5	41,995,295	72,279,471 5 5			2,529,818 4 11		

See pages 204 to 206.



YEAR RAISED.	SERVICES.	AUTHORITY.	AMOUNT AUTHORISED TO BE RAISED.	DESCRIPTION OF STOCK SOLD.	AMOUNT OF DEBENTURES FUNDED AND INSCRIBED STOCK SOLD.	NET AMOUNT RAISED.
			£ s. d.		£ s. d.	£ s. d.
	Subsequent Loans—continued.					
	Brought forward ...	£ .....	123,953,996 7 4	.....	114,274,766 5 5	110,454,007 2 6
				Debentures...	<sup>23</sup> 780,558 0 0	729,400 19 11
				Inscribed Stock	1,920,048 0 0	1,917,774 8 11
				"	3,000,000 0 0	2,903,195 0 1
				"	<sup>21</sup> 1,035,000 0 0	975,718 17 5
				Debentures...	30,000 0 0	30,000 0 0
				"	30,000 0 0	30,000 0 0
				"	30,000 0 0	30,000 0 0
1912-15	Railways, repayment of loans, and other purposes.	No. 57, 1912...	8,924,520 0 0	"	80,000 0 0	80,000 0 0
				"	80,000 0 0	80,000 0 0
				"	80,000 0 0	80,000 0 0
				"	80,000 0 0	80,000 0 0
				"	80,000 0 0	80,000 0 0
				"	80,000 0 0	80,000 0 0
				"	10,000 0 0	10,000 0 0
				"	<sup>22</sup> 713,608 0 0	
				Inscribed Stock.	<sup>25</sup> 995,306 0 0	1,659,964 17 5
1914	{ Railways (duplications, rolling stock, &c.). }	No. 20, 1913...	3,000,000 0 0	Inscribed Stock	3,000,000 0 0	2,791,913 16 0
				"	3,000,000 0 0	2,870,132 4 11
1914-15	Railways and other purposes	No. 5, 1914 ...	7,522,100 0 0	{ Debentures...	<sup>20</sup> 1,374,292 0 0	{ 3,196,818 1 3
				{ Inscribed Stock.	<sup>20</sup> 1,916,794 0 0	
				{ Debentures...	<sup>50</sup> 324,002 0 0	{ 1,183,654 17 1
				{ Inscribed Stock.	<sup>50</sup> 907,012 0 0	
				Inscribed Stock.	<sup>50</sup> 492,908 0 0	{ 642,921 15 5
				Debentures...	<sup>50</sup> 176,078 0 0	{ 60,000 0 0
				"	60,000 0 0	335,000 0 0
				"	335,000 0 0	73,500 0 0
1916-17	Railways and other purposes	No. 31, 1914...	7,560,702 0 0	"	73,500 0 0	415,000 0 0
				"	415,000 0 0	494,600 0 0
				"	494,600 0 0	2,605,400 0 0
				Inscribed Stock.	2,605,400 0 0	2,419,931 2 6
				Debentures...	763,300 0 0	2,917,966 17 6
				Inscribed Stock	2,333,700 0 0	
—	Railways (duplication, &c.)	No. 14, 1915...	3,000,000 0 0	.....	.....	.....
				Debentures...	26,000 0 0	25,870 0 0
				"	<sup>50</sup> 884,700 0 0	2,864,784 8 4
				Inscribed ck	<sup>50</sup> 2,115,300 0 0	562,384 0 0
				"	562,384 0 0	2,519,602 0 0
				"	2,520,102 0 0	4,500 0 0
				Debentures...	4,500 0 0	16,000 0 0
				"	16,000 0 0	20,000 0 0
				"	20,000 0 0	
1917-20	Railways and other purposes	No. 56, 1915...	7,768,850 0 0	"	166,000 0 0	165,250 0 0
				"	4,000 0 0	4,000 0 0
				Debentures...	7,300 0 0	7,300 0 0
				Debentures...	728,800 0 0	2,931,774 12 7
				Inscribed Stock.	2,271,200 0 0	60,000 0 0
				"	60,000 0 0	34,574 6 8
1918-20	Railways and other purposes	No. 73, 1916...	5,851,480 0 0	"	34,574 6 8	351,893 12 7
				Inscribed Stock.	351,893 12 7	75,628 13 8
				Debentures...	75,628 13 8	<sup>63</sup> 1,937,366 13 4
				Inscribed Stock.	<sup>63</sup> 1,937,366 13 4	<sup>63</sup> 362,633 6 8
				Debentures...	<sup>63</sup> 362,633 6 8	
1919-20	Railways and other purposes	No. 7, 1917...	3,992,129 0 0	{ Inscribed Stock.	589,633 6 8	{ 669,667 5 11
				{ Debentures...	110,366 13 4	
				Inscribed Stock	200,000 0 0	200,000 0 0
				"	<sup>64</sup> 2,500,000 0 0	2,428,886 14 0
				"	500,000 0 0	500,000 0 0
				"	250,900 0 0	250,000 0 0
1919-21	Railways and other purposes	No. 25, 1918...	3,725,100 0 0			
	Carried forward ...	£ .....	175,298,887 7 4	.....	157,072,254 18 4	151,931,878 19 0

For reference to Notes,

PARTICULARS OF THE SEVERAL ISSUES OF DEBENTURES, FUNDED AND INSCRIBED STOCK.																			
AMOUNT OVER-RAISED.			AMOUNT REQUIRED TO BE RAISED.			AMOUNT OF EACH ISSUE SOLD.			PAID OFF.		OUTSTANDING.		DUE DATES.		RATES OF INTEREST PER ANNUM.		ANNUAL INTEREST ON TOTAL LOAN OUTSTANDING FOR EACH SERVICE.		
£	s.	d.	£	s.	d.	£	s.	d.	£	£	s.	d.					£	s.	d.
41,895	9	0	108,277	0	6	114,274,766	5	5	41,995,295	72,279,471	5	5					2,529,818	4	11
						760,558	0	0		760,558	0	0	1 Oct., 1922...	4 per cent.			30,422	6	5
						1,920,048	0	0		1,920,048	0	0	10 May, 1923...	4			76,801	18	5
						3,000,000	0	0		3,000,000	0	0	1 July, 1927 <sup>17</sup>	4			120,000	0	0
						1,035,000	0	0		1,035,000	0	0	1 July, 1927 <sup>17</sup>	4			41,400	0	0
						30,000	0	0	30,000				1 Dec., 1919...	4½					
						30,000	0	0	30,000				1 Jan., 1920...	4½					
						30,000	0	0	30,000				1 Feb., 1920...	4½					
						80,000	0	0	80,000				1 Mar., 1921...	4½					
						80,000	0	0	80,000				1 Apr., 1920...	4½					
						80,000	0	0	80,000				1 May, 1920...	4½					
						80,000	0	0	80,000				1 June, 1920...	4½					
						80,000	0	0	80,000				1 July, 1920...	4½					
						10,000	0	0	10,000				1 Aug., 1920...	4½					
						713,608	0	0		713,608	0	0	1 July, 1927 <sup>18</sup>	4½					
						995,306	0	0		995,306	0	0	1 July, 1927 <sup>18</sup>	4½			76,901	2	7
						3,000,000	0	0		3,000,000	0	0	1 July, 1927 <sup>17</sup>	4			120,000	0	0
						3,000,000	0	0		3,000,000	0	0	1 July, 1927 <sup>17</sup>	4			120,000	0	0
						1,374,292	0	0		1,374,292	0	0	1 July, 1927 <sup>18</sup>	4½			148,098	17	5
						1,916,794	0	0		1,916,794	0	0	1 July, 1927 <sup>18</sup>	4½					
						324,002	0	0		324,002	0	0	1 July, 1923 <sup>51</sup>	5			61,550	14	0
						907,012	0	0		907,012	0	0	1 July, 1923 <sup>51</sup>	5					
						402,908	0	0		402,908	0	0	1 July, 1923 <sup>51</sup>	5			33,449	6	0
						176,078	0	0		176,078	0	0	1 July, 1923 <sup>51</sup>	5					
						60,000	0	0	60,000				1 July, 1919...	5					
						335,000	0	0	335,000				10 Feb., 1921...	4½					
						73,500	0	0		73,500	0	0	1 July, 1921...	5			3,675	0	0
						415,000	0	0		415,000	0	0	10 Aug., 1926...	4½			18,675	0	0
						494,600	0	0		494,600	0	0	15 Aug., 1922 <sup>27</sup>	5½					
						2,005,400	0	0		2,005,400	0	0	15 Aug., 1922 <sup>27</sup>	5½			131,250	0	0
						766,300	0	0		766,300	0	0	1 Jan., 1935 <sup>60</sup>	5½			172,500	0	0
						2,233,700	0	0		2,233,700	0	0	1 Jan., 1935 <sup>60</sup>	5½					
						3,000,000	0	0											
						26,000	0	0		26,000	0	0	1 July, 1921...	5 per cent.			1,300	0	0
						884,700	0	0		884,700	0	0	1 June, 1927 <sup>58</sup>	5½			165,000	0	0
						2,115,300	0	0		2,115,300	0	0	1 June, 1927 <sup>58</sup>	5½					
						562,384	0	0		562,384	0	0	10 May, 1927...	4½			25,307	5	7
						2,520,102	0	0		2,520,102	0	0	10 May, 1927...	5			126,005	2	1
						4,500	0	0		4,500	0	0	30 Aug., 1922...	5			225	0	0
						16,000	0	0		16,000	0	0	28 Jan., 1928...	5			800	0	0
						20,000	0	0		20,000	0	0	6 Feb., 1928...	5			1,000	0	0
						40,000	0	0		40,000	0	0	15 Jan., 1923...				2,000	0	0
						25,500	0	0		25,500	0	0	18 Jan., 1923...				1,275	0	0
						1,500	0	0		1,500	0	0	23 Jan., 1923...				75	0	0
						1,000	0	0		1,000	0	0	4 Feb., 1923...				50	0	0
						46,000	0	0		46,000	0	0	7 Feb., 1923...				2,300	0	0
						500	0	0		500	0	0	13 Feb., 1923...				25	0	0
						5,000	0	0		5,000	0	0	14 Feb., 1923...	5			250	0	0
						400	0	0		400	0	0	16 Feb., 1923...				20	0	0
						4,600	0	0		4,600	0	0	20 Feb., 1923...				230	0	0
						5,000	0	0		5,000	0	0	22 Feb., 1923...				250	0	0
						500	0	0		500	0	0	7 Mar., 1923...				25	0	0
						20,000	0	0		20,000	0	0	19 Apl., 1923...				1,000	0	0
						16,000	0	0		16,000	0	0	16 Aug., 1923...				800	0	0
						4,000	0	0		4,000	0	0	1 Feb., 1929...	4½			180	0	0
						7,300	0	0		7,300	0	0	5 Sept., 1929...	5			365	0	0
						723,800	0	0		723,800	0	0							
						2,271,200	0	0		2,271,200	0	0	1 June, 1927...	5½			165,000	0	0
						60,000	0	0		60,000	0	0	10 May, 1924...	5½			3,150	0	0
						34,574	6	8		34,574	6	8	10 May, 1924...	5½			1,815	3	0
						351,893	12	7		427,522	6	3	1 Nov., 1932...	5½			24,582	10	9
						75,628	13	8		1,937,366	13	4	1 June, 1934 <sup>68</sup>	5½			126,500	0	0
						1,937,366	13	4		362,633	6	8							
						362,633	6	8		589,633	6	8	1 June, 1934 <sup>68</sup>	5½			38,500	0	0
						110,363	13	4		110,366	13	4							
						200,000	0	0		200,000	0	0	10 Aug., 1924...	5½			10,500	0	0
						2,500,000	0	0		2,500,000	0	0	1 Aug., 1940 <sup>61</sup>	6½			12,500	0	0
						500,000	0	0		500,000	0	0	15 Dec., 1923	£5/5/3 percent.			26,312	10	0
						250,000	0	0		250,000	0	0	15 Dec., 1927	£5/5/11			13,364	11	8
41,895	9	0	9,526,635	8	5	157,072,254	13	4	42,890,295	114,181,959	18	4					4,585,249	12	10

see pages 204 to 206.



\* A charge of £12,000 (amount credited to Special Deposits Account, to meet expenses) allocated in 1912-1920 to Issued Stock, has now been transferred to Debentures.

see pages 204 to 206.



## STATEMENT OF PARTICULARS OF PUBLIC

YEAR RAISED.	SERVICES.	AUTHORITY.	AMOUNT AUTHORIZED TO BE RAISED.	AMOUNT OF DEBENTURES, FUNDED AND INSCRIBED STOCK, AND TREASURY BILLS SOLD.	NET AMOUNT RAISED.
			£ s. d.	£ s. d.	£ s. d.
<b>MISCELLANEOUS.</b>					
1889-90	Treasury Bills (Deficiency of 1886 and previous years)	53 Vic. No. 9	12,600,000 0 0	2,502,884 0 0	2,502,884 0 0
1896	Treasury Bills (Deficiency to 30th June, 1895)	59 Vic. No. 22	1,174,700 0 0	1,174,700 0 0	1,174,700 0 0
1901-2	Treasury Bills (Deficiency to 30th June, 1900)	No. 68, 1900...	755,179 4 8	755,179 4 8	755,179 4 8
1905	Treasury Bills (Deficiency to 30th June, 1905)	No. 8, 1901...	336,890 0 0	336,890 0 0	336,890 0 0
1892	Treasury Bills for Public Works	No. 30, 1905...	204,000,000 0 0	3,250,000 0 0	3,233,077 1 9
		55 Vic. No. 7		750,000 0 0	750,000 0 0
1900	Treasury Bills for Public Works	No. 46, 1899...	4,000,000 0 0	4,000,000 0 0	3,972,506 6 6
1903-4	Treasury Bills for Public Works, pending the issue of Debentures or Inscribed Stock	No. 10, 1900...	1,000,000 0 0	1,000,000 0 0	986,564 10 0
1902-4	Treasury Bills for Public Works	No. 94, 1902...	4,000,000 0 0	4,000,000 0 0	3,964,044 9 5
1903-5	Treasury Bills for Public Works, pending the issue of Debentures or Inscribed Stock.	No. 14, 1903...	250,000 0 0	250,000 0 0	249,684 7 6
1905	Treasury Bills for Public Works, pending the issue of Debentures or Inscribed Stock.	No. 31, 1904...	240,000 0 0	240,000 0 0	239,100 0 0
1909	Treasury Bills for Public Works, pending the issue of Debentures or Inscribed Stock	No. 36, 1905...	1,250,000 0 0	1,250,000 0 0	1,247,812 10 0
		No. 19, 1907...			
1912	Treasury Bills for Public Works, pending the issue of Debentures or Inscribed Stock.	No. 25, 1911...	2,000,000 0 0	2,000,000 0 0	1,996,502 10 0
1913	Treasury Bills for Public Works, pending the issue of Debentures or Inscribed Stock.	No. 57, 1912	750,000 0 0	750,000 0 0	748,687 10 0
1914	Treasury Bills for Public Works, pending the issue of Debentures or Inscribed Stock.	No. 57, 1912	2,000,000 0 0	2,000,000 0 0	1,981,510 0 0
1913	Treasury Bills for Public Works, pending the issue of Debentures or Inscribed Stock.	No. 43, 1910	500,000 0 0	500,000 0 0	499,127 10 0
1914	Treasury Bills for Public Works, pending the issue of Debentures or Inscribed Stock.	No. 57, 1912	750,000 0 0	750,000 0 0	748,691 5 0
1904-6	Treasury Bills (Redemption)	No. 8, 1904...	1,902,900 0 0	1,902,900 0 0	1,901,928 15 0
			212,000 0 0	212,000 0 0	210,940 0 0
				5,600 0 0	5,600 0 0
				2,600 0 0	2,600 0 0
				1,900 0 0	1,900 0 0
				900 0 0	900 0 0
				1,500 0 0	1,500 0 0
				1,600 0 0	1,600 0 0
				1,700 0 0	1,700 0 0
				1,200 0 0	1,200 0 0
				2,200 0 0	2,200 0 0
				1,100 0 0	1,100 0 0
				500 0 0	500 0 0
				600 0 0	600 0 0
				1,000 0 0	1,000 0 0
				900 0 0	900 0 0
				7,000 0 0	7,000 0 0
				1,000 0 0	1,000 0 0
				800 0 0	800 0 0
				400 0 0	400 0 0
				1,000 0 0	1,000 0 0
				4,400 0 0	4,400 0 0
				600 0 0	600 0 0
				1,400 0 0	1,400 0 0
				1,600 0 0	1,600 0 0
				1,200 0 0	1,200 0 0
				1,000 0 0	1,000 0 0
				1,400 0 0	1,400 0 0
				2,100 0 0	2,100 0 0
				700 0 0	700 0 0
				1,600 0 0	1,600 0 0
				1,300 0 0	1,300 0 0
				1,000 0 0	1,000 0 0
				3,000 0 0	3,000 0 0
				1,100 0 0	1,100 0 0
				2,000 0 0	2,000 0 0
				7,700 0 0	7,700 0 0
1914-5	Treasury Bills for Public Works, pending the issue of Debentures or Inscribed Stock.	No. 43, 1910	65,600 0 0		
				400 0 0	400 0 0
				1,000 0 0	1,000 0 0
				4,400 0 0	4,400 0 0
				600 0 0	600 0 0
				1,400 0 0	1,400 0 0
				1,600 0 0	1,600 0 0
				1,200 0 0	1,200 0 0
				1,000 0 0	1,000 0 0
				1,400 0 0	1,400 0 0
				2,100 0 0	2,100 0 0
				700 0 0	700 0 0
				1,600 0 0	1,600 0 0
				1,300 0 0	1,300 0 0
				1,000 0 0	1,000 0 0
				3,000 0 0	3,000 0 0
				1,100 0 0	1,100 0 0
				2,000 0 0	2,000 0 0
				7,700 0 0	7,700 0 0
1914-5	Treasury Bills for Public Works, pending the issue of Debentures or Inscribed Stock.	No. 5, 1914	1,750,000 0 0	1,750,000 0 0	1,746,937 10 0
			250,000 0 0	250,000 0 0	246,437 10 0
			1,800,000 0 0	1,800,000 0 0	1,799,109 0 0
Carried forward			32,337,269 4 8	32,240,153 4 8	32,097,226 9 10

For reference to Notes.

## DEBT ON 30TH JUNE, 1921—continued.

PARTICULARS OF THE SEVERAL ISSUES OF DEBENTURES, FUNDED AND INSCRIBED STOCK, AND TREASURY BILLS.											
AMOUNT OVER RAISED.		AMOUNT REQUIRED TO BE RAISED.		AMOUNT OF EACH ISSUE SOLD.		PAID OFF.	OUTSTANDING.	DUE DATES.	RATE OF INTEREST PER ANNUM.	ANNUAL INTEREST ON TOTAL LOAN OUTSTANDING FOR EACH SERVICE.	
£	s. d.	£	s. d.	£	s. d.	£	£	s. d.		£	s. d.
				2,502,884	0 0	2,502,884			Annual payments	3 & 4 p. cent.	
				1,174,700	0 0	1,174,700			Annual payments	3	
				755,179	4 8	755,179/4/8			Annual payments	3	
				336,890	0 0	336,890			Annual payments	3½	
				3,250,000	0 0	3,250,000			1 Oct., 1896...	4	
				750,000	0 0	750,000			1896	4½	
				1,000,000	0 0	1,000,000			1 March, 1902...	4	
				1,000,000	0 0	1,000,000			1 March, 1905...	4	
				500,000	0 0	500,000			1 May, 1905...	3½	
				500,000	0 0	500,000			1 Sept., 1905...	3½	
				500,000	0 0	500,000			1 Feb., 1906...	3½	
				500,000	0 0	500,000			1 June, 1906...	3½	
				500,000	0 0	500,000			1 Aug., 1907...	4	
				37,000	0 0	37,000			1 Sept., 1907...	4	
				260,000	0 0	260,000			1 Oct., 1907...	4	
				203,000	0 0	203,000			1 Nov., 1907...	4	
				2,000,000	0 0	2,000,000			15 Jan., 1907...	4	
				75,000	0 0	75,000			1 April, 1907...	4	
				1,000,000	0 0	1,000,000			1 July, 1907...	4	
				325,000	0 0	325,000			1 July, 1907...	3½	
				500,000	0 0	500,000			1 Nov., 1907...	4	
				100,000	0 0	100,000			5 March, 1908...	4	
				250,000	0 0	250,000			1 Jan., 1908...	4	
				240,000	0 0	240,000			1 July, 1907...	3½	
				750,000	0 0	750,000			1 July, 1909...	29	
				500,000	0 0	500,000			19 Aug., 1909...	83	
				2,000,000	0 0	2,000,000			16 May, 1913...	31	
				750,000	0 0	750,000			30 May, 1914...	32	
				2,000,000	0 0	2,000,000			27 Nov., 1914...	33	
				500,000	0 0	500,000			27 Nov., 1914...	34	
				750,000	0 0	750,000			30 May, 1915...	35	
				750,000	0 0	750,000			15 Oct., 1915...	36	
				402,900	0 0	402,900			1 May, 1910...	4 per cent.	
				500,000	0 0	500,000			1 Sept., 1910...	3½	
				500,000	0 0	500,000			1 Feb., 1911...	3½	
				500,000	0 0	500,000			1 June, 1911...	3½	
				212,000	0 0	212,000			1 Nov., 1916...	5	
				5,600	0 0	5,600			3 March, 1920...		
				2,600	0 0	2,600			10 March, 1920...		
				1,900	0 0	1,900			15 March, 1920...		
				900	0 0	900			17 March, 1920...		
				1,500	0 0	1,500			22 March, 1920...		
				1,600	0 0	1,600			31 March, 1920...		
				1,700	0 0	1,700			1 April, 1920...		
				1,200	0 0	1,200			7 April, 1920...		
				2,200	0 0	2,200			15 April, 1920...		
				1,100	0 0	1,100			23 April, 1920...		
				500	0 0	500			28 April, 1920...		
				600	0 0	600			7 May, 1920...		
				1,000	0 0	1,000			12 May, 1920...		
				900	0 0	900			17 May, 1920...		
				7,000	0 0	7,000			21 May, 1920...		
				1,000	0 0	1,000			25 May, 1920...		
				800	0 0	800			27 May, 1920...		
				400	0 0	400			29 May, 1920...	4½ p. cent.	
				1,000	0 0	1,000			3 June, 1920...		
				4,400	0 0	4,400			22 June, 1920...		
				600	0 0	600			1 July, 1920...		
				1,400	0 0	1,400			2 July, 1920...		
				1,600	0 0	1,600			7 July, 1920...		
				1,200	0 0	1,200			14 July, 1920...		
				1,000	0 0	1,000			22 July, 1920...		
				1,400	0 0	1,400			27 July, 1920...		
				2,100	0 0	2,100			7 Aug., 1920...		
				700	0 0	700			13 Aug., 1920...		
				1,600	0 0	1,600			17 Aug., 1920...		
				1,300	0 0	1,300			25 Aug., 1920...		
				1,000	0 0	1,000			1 Sept., 1920...		
				3,000	0 0	3,000			14 Sept., 1920...		
				1,100	0 0	1,100			29 Sept., 1920...		
				2,000	0 0	2,000			2 Oct., 1920...		
				7,700	0 0	7,700			13 Oct., 1920...		
				3,062	10 0	1,750,000			25 May, 1915...	37	
				3,562	10 0	250,000			15 Oct., 1915...	38	
				891	0 0	1,800,000			1 Nov., 1915...	39	
				142,926	14 10	32,240,153	4 8	32,240,153/4/8			

see pages 204 to 206.



[illegible]

For reference to Notes, see pages 204 to 206.

## DEBT ON 30TH JUNE, 1921—continued.

AMOUNT OVER-RAISED.		AMOUNT REQUIRED TO BE RAISED.		PARTICULARS OF THE SEVERAL ISSUES OF DEBENTURES, FUNDED AND INSCRIBED STOCK AND TREASURY BILLS.					ANNUAL INTEREST ON TOTAL LOAN OUTSTANDING FOR EACH SERVICE.
				AMOUNT OF EACH ISSUE SOLD.	PAID OFF.	OUTSTANDING.	DUE DATE	RATE OF INTEREST PER ANNUM.	
£ s. d.	£ s. d.	£ s. d.	£ s. d.	£ s. d.	£ s. d.	£ s. d.			£ s. d.
	142,926 14 10	32,240,153 4 8	32,540,153 1 8						
		616,667 0 0		616,667 0 0	16 Dec., 1917	} 4½ per cent.	25,437 10 3		
		150,000 0 0		150,000 0 0	15 Jan., 1918		6,187 10 0		
		466,667 0 0		466,667 0 0	19 Jan., 1918		19,250 6 3		
		616,667 0 0		616,667 0 0	15 Feb., 1918		25,437 10 3		
		616,667 0 0		616,667 0 0	15 Mar., 1918		25,437 10 3		
		616,667 0 0		616,667 0 0	15 April, 1918		25,437 10 3		
		616,667 0 0		616,667 0 0	15 May, 1918		25,437 10 3		
		616,667 0 0		616,667 0 0	15 June, 1918		25,437 10 3		
		616,667 0 0		616,667 0 0	15 July, 1918		25,437 10 3		
		616,667 0 0		616,667 0 0	16 Aug., 1918		25,437 10 3		
		616,667 0 0		616,667 0 0	15 Sept., 1918		25,437 10 3		
		616,667 0 0		616,667 0 0	15 Oct., 1918		25,437 10 3		
		616,663 0 0		616,663 0 0	15 Nov., 1918	25,437 7 0			
		1,800 0 0	1,800 0 0		17 Feb., 1920	} 4½ per cent.			
		1,100 0 0	1,100 0 0		2 March, 1920				
		3,600 0 0	3,600 0 0		15 March, 1920				
		500 0 0	500 0 0		27 March, 1920				
		4,600 0 0	4,600 0 0		14 April, 1920				
		500 0 0	500 0 0		23 April, 1920				
		4,400 0 0	4,400 0 0		14 May, 1920				
		600 0 0	600 0 0		26 May, 1920				
		3,300 0 0	3,300 0 0		9 June, 1920				
		700 0 0	700 0 0		2 July, 1920				
		6,600 0 0	6,600 0 0		7 July, 1920				
		1,000 0 0	1,000 0 0		23 July, 1920				
		3,200 0 0	3,200 0 0		4 Aug., 1920				
		1,800 0 0	1,800 0 0		17 Aug., 1920				
		4,900 0 0	4,900 0 0		1 Sept., 1920				
		2,500 0 0	2,500 0 0		7 Sept., 1920				
		2,500 0 0	2,500 0 0		29 Sept., 1920				
		6,000 0 0	6,000 0 0		11 Oct., 1920				
		1,400 0 0	1,400 0 0		30 Oct., 1920				
		4,000 0 0	4,000 0 0		9 Nov., 1920				
	1,817 10 0	500,000 0 0	500,000 0 0		1 April, 1920	} 4½ per cent.			
	335 10 0	250,000 0 0	250,000 0 0		20 April, 1920				
	137 0 0	100,000 0 0	100,000 0 0		1 June, 1920				
	187 0 0	50,000 0 0	50,000 0 0		20 July, 1920				
		25,000 0 0	25,000 0 0		1 Sept., 1920				
		10,000 0 0	10,000 0 0		1 July, 1919	5 per cent.			
	750 0 0	50,000 0 0	50,000 0 0		23 Aug., 1919	4½ "			
		3,000 0 0		3,000 0 0	1 July, 1921	5 "	150 0 0		
	146,833 14 10	40,683,153 4 8	38,280,153 4 8	7,403,000 0 0			305,399 19 9		

<sup>†</sup> By arrangement with Commonwealth Government due date extended to five years after the date of the end of the war, but not later than the year 1925.  
<sup>†</sup> Approximate—rate not definitely fixed.



## STATEMENT OF PARTICULARS OF PUBLIC

YEAR RAISED.	SERVICES	AUTHORITY.	AMOUNT AUTHORISED TO BE RAISED.	AMOUNT OF DEBENTURES, FUNDED AND INSCRIBED STOCK, AND TREASURY BILLS SOLD.	NET AMOUNT RAISED.
			£ s. d.	£ s. d.	£ s. d.
	Brought forward		40,780,269 4 8	40,683,153 4 8	40,536,319 9 10
			277,300 0 0	277,300 0 0	277,300 0 0
				54,000 0 0	53,190 0 0
				9,000 0 0	8,962 10 0
				138,200 0 0	136,363 16 0
				197,133 6 8	196,133 6 8
				45,500 0 0	45,500 0 0
				5,000 0 0	5,000 0 0
				143,300 0 0	142,856 10 0
				25,500 0 0	25,500 0 0
				42,500 0 0	42,500 0 0
1916-19	Treasury Bills for Public Works, pending the issue of Debentures or Inscribed Stock	No. 56, 1915	855,533 6 8	195,400 0 0	195,400 0 0
1915-17	Treasury Bills (Renewals)	No. 30, 1914	206,924 6 8	206,924 6 8	206,167 6 8
1918-19	Railways and other purposes, pending the issue of Debentures or Inscribed Stock	No. 73, 1916	335,000 0 0	335,000 0 0	335,000 0 0
1919-20	Do	No. 27, 1919	30,200 0 0	30,200 0 0	30,069 0 0
			10,000 0 0	10,000 0 0	10,000 0 0
			914,700 0 0	914,700 0 0	912,700 0 0
			589,300 0 0	589,300 0 0	586,800 0 0
			249,000 0 0	249,000 0 0	247,900 0 0
			51,700 0 0	51,700 0 0	51,600 0 0
			294,200 0 0	294,200 0 0	293,500 0 0
			21,100 0 0	21,100 0 0	21,094 10 0
1888	Municipal Council of the City of Sydney Waterworks		85,000 0 0	85,000 0 0	85,000 0 0
1889	Municipal Council of the City of Sydney Sewerage Works		126,000 0 0	126,000 0 0	126,000 0 0
1890	Municipal Council, Darlington, Sewerage Works		5,000 0 0	5,000 0 0	5,000 0 0
1890	Municipal Council, Redfern, Sewerage Works		30,000 0 0	30,000 0 0	27,532 11 10
1893	Borough Council, Newcastle, Water Supply Works		16,000 0 0	16,000 0 0	16,000 0 0
1897	Municipal Council, North Sydney, Sewerage Works		4,400 0 0	4,400 0 0	4,400 0 0
1894	Municipal Council, Balmain, Sewerage Works		44,250 0 0	44,250 0 0	44,250 0 0
	Municipal Council, Ashfield—Sewerage Works		43,370 0 0	3,700 0 0	3,700 0 0
1888	Sewerage Works		46,150 0 0	1,500 0 0	1,500 0 0
1890	Sewerage Works		46,450 0 0	4,500 0 0	4,500 0 0
1890	Sewerage Works		47,910 0 0	9,100 0 0	9,100 0 0
1898 to 1905	Municipal Council, Glebe, Sewerage Works		500,000 0 0	500,000 0 0	500,000 0 0
	Advances to Settlers—Loans	No. 1, 1899	500,000 0 0	425,050 0 0	424,450 0 0
		No. 106, 1902	500,000 0 0	425,050 0 0	424,450 0 0
	TOTAL, MISCELLANEOUS		47,695,463 18 0	47,023,397 18 0	46,860,155 8 10
	TOTAL, OLD LOANS		10,920,830 18 3	11,365,830 0 0	10,872,367 17 4
	TOTAL, SUBSEQUENT LOANS		234,484,734 15 8	198,882,886 13 9	193,244,183 17 4
	GRAND TOTALS		293,101,029 11 11	257,272,114 11 9	250,976,707 3 6

For reference to Notes

The Treasury, New South Wales,  
Sydney, 11 August, 1921.

## DEBT ON 30TH JUNE, 1921—continued.

		PARTICULARS OF THE SEVERAL ISSUES OF DEBENTURES, FUNDED AND INSCRIBED STOCK, AND TREASURY BILLS.							
AMOUNT OVER-RAISED.	AMOUNT REQUIRED TO BE RAISED.	AMOUNT OF EACH ISSUE SOLD.	PAID OFF.	OUTSTANDING.	DUE DATES.	RATE OF INTEREST PER ANNUM.	ANNUAL INTEREST ON TOTAL LOAN OUTSTANDING FOR EACH SERVICE.		
£ s. d.	£ s. d.	£ s. d.	£	£ s. d.			£ s. d.		
	146,833 14 10	40,683,153 4 8	33,230,153 4 8	7,403,000 0 0			305,399 10 9		
		277,300 0 0	277,300 0 0		10 Feb., 1921...	4 1/2 per cent.			
	810 0 0	54,000 0 0	54,000 0 0		18 Oct., 1919...	4 1/2 "			
	37 10 0	9,000 0 0	9,000 0 0		1 Nov., 1919...				
	1,836 4 0	138,200 0 0		138,200 0 0	1 Nov., 1921...		6,910 0 0		
			2,900 0 0		1 June, 1919...				
	1,000 0 0	197,133 6 8	166,933 6 8		1 June, 1920...				
				27,300 0 0	1 June, 1922...	5 "	1,365 0 0		
		45,500 0 0		45,500 0 0	23 Feb., 1922...	5 per cent.	2,275 0 0		
		5,000 0 0		5,000 0 0	1 July, 1922...		250 0 0		
	443 10 0	143,300 0 0	125,400 0 0		2 July, 1920...		895 0 0		
		25,500 0 0		17,600 0 0	2 July, 1922...		1,275 0 0		
		42,500 0 0		25,500 0 0	18 Jan., 1923...		2,125 0 0		
		17,500 0 0		42,500 0 0	22 April, 1923...				
		49,500 0 0	49,500 0 0		27 Nov., 1919...				
		500 0 0	500 0 0		28 Nov., 1919...				
		2,000 0 0	2,000 0 0		29 Nov., 1919...				
		1,000 0 0	1,000 0 0		1 Dec., 1919...				
		3,000 0 0	3,000 0 0		4 Dec., 1919...				
		1,400 0 0	1,400 0 0		7 Dec., 1919...				
		1,000 0 0	1,000 0 0		11 Dec., 1919...				
		50,000 0 0	50,000 0 0		12 Dec., 1919...				
		7,000 0 0	7,000 0 0		20 Dec., 1919...				
		13,000 0 0	13,000 0 0		2 Jan., 1920...				
		20,000 0 0	20,000 0 0		6 Jan., 1920...				
		15,500 0 0	15,500 0 0		23 Jan., 1920...	5 1/2 per cent.			
		6,000 0 0	6,000 0 0		2 Feb., 1920...				
		100 0 0	100 0 0		3 Feb., 1920...				
		1,000 0 0	1,000 0 0		17 Feb., 1920...				
		1,000 0 0	1,000 0 0		19 Feb., 1920...				
		500 0 0	500 0 0		1 Mar., 1920...				
		300 0 0	300 0 0		13 Mar., 1920...				
		2,000 0 0	2,000 0 0		16 Mar., 1920...				
		100 0 0	100 0 0		21 Mar., 1920...				
		300 0 0	300 0 0		27 Mar., 1920...				
		1,700 0 0	1,700 0 0		30 Mar., 1920...				
		1,000 0 0	1,000 0 0		31 Mar., 1920...				
		1,000 0 0		1,000 0 0	13 April, 1920...				
	1,377 12 2	1,660,437 0 0	1,660,437 0 0		1 June, 1922...	5 1/2 "	12 10 0		
	543 0 0	131,100 0 0	131,100 0 0		10 Feb., 1920...	4 1/2 "			
		124,774 6 8	124,774 6 8		1 April, 1920...	4 1/2 "			
	757 0 0	64,150 0 0	64,150 0 0		10 May, 1919...				
		18,000 0 0		18,000 0 0	10 May, 1920...	5 "			
		335,000 0 0		335,000 0 0	10 May, 1922...	5 per cent.	900 0 0		
		30,200 0 0		30,200 0 0	10 Feb., 1923...	5 1/2 "	18,425 0 0		
		10,000 0 0		10,000 0 0	10 May, 1922...	5 1/2 "	1,585 10 0		
		914,700 0 0		914,700 0 0	1 July, 1922...	5 1/2 "	525 0 0		
		589,300 0 0		589,300 0 0	1 Mar., 1922...	5 1/2 "	50,808 10 0		
		249,000 0 0		249,000 0 0	1 April, 1922...	5 1/2 "	32,411 10 0		
		51,700 0 0		51,700 0 0	20 April, 1922...	5 1/2 "	13,695 0 0		
		294,200 0 0		294,200 0 0	10 May, 1922...	5 1/2 "	2,843 10 0		
		21,100 0 0		21,100 0 0	1 June, 1922...	5 1/2 "	16,181 0 0		
		85,000 0 0	85,000 0 0		10 Feb., 1925...	5 1/2 "	1,107 15 0		
		126,000 0 0	126,000 0 0		1 Jan., 1912...	4 "			
					Various years, 5 & 6 "				
		5,000 0 0	5,000 0 0		2 May, 1891...	6 "			
		30,000 0 0	30,000 0 0		2 July, 1891...				
		16,000 0 0	16,000 0 0		1 July, 1912...	4 "			
		4,400 0 0	4,400 0 0		1 Dec., 1901...	5 "			
		2,500 0 0	2,500 0 0		1 Jan., 1897...	6 "			
					30 Sept., 1898...	6 "			
		3,700 0 0	3,700 0 0		1 Oct., 1903...	4 1/2 "			
		1,500 0 0	1,500 0 0		1 July, 1895...	5 "			
		4,500 0 0	4,500 0 0		1 Aug., 1900...	5 1/2 "			
		9,100 0 0	9,100 0 0		1 Mar., 1898...	4 1/2 "			
		425,050 0 0	305,000 0 0	120,050 0 0	1919...	3 "	3,691 10 0		
	153,638 11 0	47,023,397 18 0	36,684,247 18 0	10,339,150 0 0			462,131 14 9		
25,969 6 5		11,365,830 0 0	11,362,280 0 0	3,550 0 0			135 0 0		
41,395 9 0	27,400,177 18 5	198,882,886 13 9	44,883,095 0 0	153,993,791 13 9			6,611,635 2 7		
67,364 15 5	27,553,816 9 5	257,272,114 11 9	182,935,622 18 0	164,336,491 13 9			7,273,901 17 4		

See pages 204 to 206.

A. LYNCH,

Acting Comptroller of Accounts.



## NOTES.—STATEMENT OF PUBLIC DEBT.

1. £25,000 repaid by Government of Victoria.
2. Overdue and unrepresented.
3. This amount was included in a sum of £7,365 3s. 4d. paid over to the Sydney Railway Company, being the premium gained on two issues of £50,000 and £150,000 under the Act 16 Vic. No. 39. The third loan of £17,500 was issued at a discount of £929, which was supplied for the service from the Consolidated Revenue.
4. Credited to the Consolidated Revenue Fund.
5. The amount short-raised under this Act, viz., £175,838 13s. 1d. has been made good from the Consolidated Revenue Fund.
6. Of these sums, £2,050,000 were issued in Debentures. The £2,000,000 loan of 1882 was issued in Debentures also, but they were subsequently authorised to be exchanged for Inscribed Stock at the option of the holders—a privilege which was availed of to the extent of £1,186,300 only.
7. The amount of Stock sold under the Funded Stock Act of 1892, 56 Vic. No. 1, was £2,549,350. The premium, amounting to £9,896 14s., was, after deducting expenses for commission on sales, viz., £2,363 9s. 6d., transferred to the Consolidated Revenue Fund, viz., £7,533 4s. 6d. The net proceeds were distributed to the purposes of the following Acts, viz.:—52 Vic. No. 17, £323,691 10s.; 53 Vic. No. 23, £15,000; 55 Vic. No. 35, £699,778 10s.; 56 Vic. No. 24, £879,800; 57 Vic. No. 17, £631,080. The stock being redeemable after 27th October, 1912, at option of the Government, upon giving twelve months' notice, notice was given as to the redemption on 7th January, 1913.
8. £4,500,000, Inscribed Stock, issued in September, 1891; £494,200, Conversion Stock, issued May, 1891; and £2,027,557, being portion of loan of £2,500,000, floated October, 1893. The balance of loan (£472,443) is issued under Act 55 Vic. No. 35.
9. It includes £494,200 Conversion Stock, as follows:—19 Vic. Nos. 38 and 40, £100; 22 Vic. No. 22, £2,000; 24 Vic. No. 24, £10,700; and 24 Vic. No. 23, £2,200—matured 1st July, 1891; 25 Vic. No. 19, £279,200—matured 1st January, 1892; and £200,000 Conversion Stock sold during 1893 and 1894, realising £189,600.
10. Loan of £2,500,000 under these Acts conjointly floated in London in October, 1893.
11. Loan of £832,000, issued September, 1894, to meet Debentures under Acts 26 Vic. No. 14 and 27 Vic. No. 14, maturing on 1st January, 1895.
12. Loan of £4,000,000 raised in London, October, 1895.
13. Authority for further issue of Stock under the provisions of section 3, subsection (1), of the Act has lapsed.
14. Loan of £1,500,000 under these Acts conjointly floated in London in February, 1909.
15. Debentures issued under Act 36 Vic. No. 17, maturing 1st July, 1905, and Treasury Bills issued under Act No. 46, 1899, matured 1st March, 1905, were exchanged to the extent of £564,600 and £646,500 respectively, for Debentures issued under Acts No. 60, 1900, and No. 62, 1901, conjointly, in London in January, 1905.
16. At Government option on and after 1st July, 1930, on giving six months' notice.
17. At Government option on and after 1st July, 1942, on giving six months' notice.
18. At Government option on and after 1st July, 1922, in whole or in part, on giving three months' notice.
19. Issued to cover Consolidated Revenue deficiency of 1886 and previous years. First issue, of £2,502,884 at 4 per cent. for five years, matured on 1st January, 1895, but bills to extent of £750,000 having been retired by annual payments of £150,000, fresh bills to extent of £1,752,884 were then issued for a further period of five years, maturing 1st January, 1900, at 3 and 4 per cent., the latter rate being allowed only on bills representing Trust Funds, the relative Statutes to which provided for investment at not less than 4 per cent. The respective re-issues were £1,364,384 at 3 per cent., £338,500 at 4 per cent.
20. Issued on account of authorisations by the various Loan Acts.
21. Debentures issued under Acts 41 Vic. No. 7 and 43 Vic. No. 11, maturing 1st July, 1910, were exchanged, to the extent of £1,279,500, for Inscribed Stock issued under Act No. 16, 1909, in London in February, 1910.
22. Loan of £1,500,000 under these Acts conjointly floated in London in October, 1912.



23. Loan of £3,000,000 under these Acts conjointly floated in London in March, 1913.
24. Loan of £1,500,000 under these Acts conjointly floated in London in August, 1913.
25. Debenture Loan of £5,000,000 under these Acts conjointly floated in London in June, 1915. Debentures converted into 4½ per cent. Inscribed Stock to extent of £2,912,100
26. £28,782 11s. 6d. representing interest earned on proceeds of various Loans raised in London transferred in year 1909-1910 to Unclassified Receipts, Consolidated Revenue Fund, at the request of the Auditor-General, viz. :—  
£17,534 6s. 9d. on account of Loan of £2,000,000 issued in February, 1906, under Act No. 108, 1902 ; £1,523 16s. 7d. on account of Loan of £3,000,000 issued in March, 1908, under Act No. 19, 1907 ; £177 9s. 5d. on account of Loan of £1,500,000 issued in February, 1909, under Acts No. 108, 1902, No. 36, 1905, and No. 22, 1908 ; and £9,546 18s. 9d. on account of Loan of £3,000,000 issued in May, 1909, under Act No. 22, 1908.
27. Treasury Bills issued in Sydney under Act No. 46, 1899, bearing interest at 3½ per cent. per annum, matured 1st May, 1905, were exchanged to the extent of £391,700 for Treasury Bills issued in Sydney under Treasury Bills Redemption Act No. 8, 1904, bearing interest at 4 per cent. per annum.
28. Treasury Bills issued in Sydney under Act No. 46, 1899, bearing interest at 3½ per cent. per annum, matured 1st September, 1905, 1st February, 1906, and 1st June, 1906, were exchanged to extent of £230,900, £160,300, and £458,900 respectively, for Treasury Bills issued under Treasury Bills Redemption Act No. 8, 1904, bearing interest at a similar rate.
29. Currency 174 days. Discounted on 8th January, 1909, at rate of 2½ per cent. per annum, the amount of discount paid being £9,832 4s.
30. Currency 181 days. Discounted on 19th February, 1909, at rate of 2½ per cent. per annum, the amount of discount paid being £6,198 12s. 7d.
31. Currency 1 year. Discounted on 16th May, 1912, at rate of 3½ per cent. per annum, the amount of discount paid being £70,000.
32. Currency, 1 year. Discounted on 30th May, 1913, at rate of 4 per cent. per annum, the amount of discount being £30,000.
33. Currency 1 year. Discounted on 27th November, 1913, at rate of 4 per cent. per annum, the amount of discount paid being £80,000.
34. Currency 1 year. Discounted on 15th January, 1914, at rate of 4 per cent. per annum, the amount of discount paid being £17,315 0s. 10d.
35. Currency 1 year. Discounted on 30th May, 1914, at rate of £3 13s. 9d. per cent. per annum, the amount of discount paid being £27,656 5s.
36. Currency 1 year. Discounted on 15th October, 1914, at rate of 4 per cent. per annum, the amount of discount paid being £30,000.
37. Currency 181 days. Discounted on 25th November, 1914, at rate of 4½ per cent. per annum, the amount of discount paid being £41,220 17s. 10d.
38. Currency 1 year. Discounted on 15th October, 1914, at rate of 4 per cent. per annum, the amount of discount paid being £10,000.
39. Bills were issued in Sydney, redeemable in London, as security for bank overdraft ; the terms being, that if the Bills be discounted, the rate of discount should be regarded as the rate of interest payable on the Bills up to a maximum of 5 per cent.
40. Taken over by Government with Sewerage and Water Works under Act 43 Vic. No. 32, Metropolitan Water and Sewerage Act of 1880.
41. Taken over by Government with Sewerage Works under Act 53 Vic. No. 16, Metropolitan Water and Sewerage Act Amendment Act of 1889.
42. Taken over by Government with Water Supply Works under Act 55 Vic. No. 27, Hunter District Water Supply and Sewerage Act of 1892.
43. Sinking Fund, £3,788 2s. 1d., handed over by Newcastle Borough Council and credited to Trust Fund in 1893.
44. Mortgage was held by Australian Mutual Provident Society from the Balmain Municipal Council. Interest paid by the Government from 1st July, 1894.
45. Taken over by Government with Stormwater Sewer in Beattie-street, Balmain, under Act 57 Vic. No. 12, Metropolitan Water and Sewerage Act Extension Act of 1894.



46. Ashfield Municipal Council, Sewerage Debentures taken over by the Government.
47. Glebe Municipal Council, Sewerage Debentures taken over by the Government.
48. £6,000,987 4s. 2d. from Consolidated Revenue Fund, £3,695,223 18s. 3d. by State Debt Commissioners, £19,728,632 2s. 3d. by renewals under Loan Acts, £31,220,685 by renewals under Inscribed Stock (Issue and Renewals) Act No. 51, 1912, and Inscribed Stock (Renewals) Amendment Act No. 30, 1914, £287,700 Municipal Debentures charged Works Loan Votes, £375,500 account Immigration, £31,321,894 13s. 4d. Treasury Bills paid off from General Loan Account, and £305,000 Advances to Settlers' Stock cancelled in terms of section 18 of Government Savings Bank Act, 1906.
49. Minimum date expired, redeemable at option of the Government, upon giving twelve months' notice.
50. Debenture Loan of £2,000,000 under these Acts conjointly floated in London in January, 1916. Debentures converted into Inscribed Stock to extent of £1,473,600.
51. At Government option on or after 1st July, 1921, in whole or in part, on giving three months' notice.
52. Redeemable on or after 4th April, 1919, at option of the Government, on giving twelve months' notice.
53. Inscribed Stock issued under Inscribed Stock (Issue and Renewals) Act No. 51, 1912, to extent of £89,544, and Treasury Bills issued under Inscribed Stock (Renewals) Amendment Act No. 30, 1914, to extent of £1,660,437 for renewal of following stock, viz. :—Act No. 42, 1899, £250,000, 3½ per cent.; Act No. 62, 1901, £1,000,000, 4 per cent.; and Act No. 62, 1901, £499,981, 3½ per cent., matured 10th February, 1915.
54. Treasury Bills issued under Inscribed Stock (Renewals) Amendment Act, No. 30, 1914, to extent of £131,100 for renewal of Debentures to a like amount under Act No. 60, 1900, matured 1st April, 1915.
55. Debentures issued under Inscribed Stock (Issue and Renewals) Act No. 51, 1912, and Inscribed Stock (Renewals) Amendment Act No. 30, 1914, to extent of £2,000,000 for renewal of Debentures to a like amount under Acts No. 60, 1900, and No. 62, 1901, matured 1st March, 1915.
56. Inscribed Stock issued under Inscribed Stock (Issue and Renewals) Act No. 51, 1912, to extent of £1,059,025 13s. 4d., and Treasury Bills issued under Inscribed Stock (Renewals) Amendment Act No. 30, 1914, to extent of £206,924 6s. 8d. for renewal of following stock, viz. :—Act No. 4, 1910, £170,357, at 4 per cent., and Act No. 25, 1911, £1,095,593 (part of total issue of £1,099,993), 4 per cent., matured on 10th May, 1917. The balance of the stock, £1,099,993, issued under the latter Act, viz., £4,400, held by the State Debt Commissioners, was written off.
57. At Government option on or after 15 August, 1920, upon giving three months' notice.
58. At Government option on or after 1st June, 1922, on giving three months' notice.
59. Debenture Loan of £3,000,000 raised in London in November, 1917—Debentures converted into Inscribed Stock to extent of £2,233,700.
60. At Government option on or after 1st January, 1925, on giving three months' notice.
61. Loan of £12,648,477 bearing interest at 5½ per cent. per annum authorised to be raised in London in February, 1918, for redemption of Inscribed Stock to a like amount, bearing interest at 3½ per cent per annum, maturing 1st September, 1918.—The amount of stock raised was £12,648,477, viz., £8,288,134 by conversion, and £4,360,343 by sale to cash applicants.
62. At Government option, on or after 1st November, 1922, on giving three months' notice.
63. At Government option on or after 1st June, 1924, on giving three month's notice.
64. At Government option on and after 1st August, 1930, on giving three calendar months' notice.



## Public Debt.

STATEMENT showing the DUE DATES, &c., of OUTSTANDING DEBENTURES, FUNDED and INSCRIBED STOCK, and TREASURY BILLS, on 30th June, 1921.

YEAR WHEN DUE.	AUTHORISING ACT.	DEBENTURES.	INSCRIBED AND FUNDED STOCK.	TREASURY BILLS.	TOTAL.	ANNUAL INTEREST.	
						Rate.	Amount.
		£	£ s. d.	£ s. d.	£ s. d.		£ s. d.
1890 .....	23 Vic. No. 5 .....	200 <sup>a</sup>	.....	.....	200 0 0	5 $\frac{3}{4}$ cent.	.....
1896-7 .....	29 Vic. No. 23 .....	400 <sup>a</sup>	.....	.....	400 0 0	„	.....
1908-9 .....	38 Vic. No. 2 ...	500 <sup>a</sup>	.....	.....	500 0 0	4 $\frac{3}{4}$ cent.	.....
	40 Vic. No. 12 ...						
	41 Vic. No. 4 ...						
1910-11 .....	41 Vic. No. 7 ...	300 <sup>a</sup>	.....	.....	300 0 0	„	.....
	43 Vic. No. 11 ...						
1912-13 .....	56 Vic. No. 1 .....	.....	300 0 0 <sup>a</sup>	.....	300 0 0	„	.....
1912-13 (b) .....	58 Vic. No. 14 .....	.....	868,947 0 0	.....	4,006,702 1 6	3 $\frac{3}{4}$ cent.	120,201 1 2
	59 Vic. No. 6 .....	.....	1,332,945 0 0	.....			
	60 Vic. No. 32 .....	.....	1,809,810 1 6	.....	1,768,456 0 0	3 $\frac{1}{2}$ $\frac{3}{4}$ cent.	61,895 19 2
	No. 43, 1897 .....	.....	1,768,456 0 0	.....			
	No. 36, 1898 .....	.....	1,500,000 0 0	.....			
1914-15.....	No. 60, 1900 .....	850 <sup>a</sup>	.....	.....	1,700 0 0	4 $\frac{3}{4}$ cent.	.....
	No. 62, 1901 .....	850 <sup>a</sup>	.....	.....			
1916-17.....	No. 25, 1911 .....	.....	550 0 0 <sup>a</sup>	.....	550 0 0	„	.....
1919-20 (a) .....	No. 19, 1907 .....	.....	375 0 0	.....	375 0 0	3 $\frac{1}{2}$ $\frac{3}{4}$ cent.	.....
	No. 4, 1910 .....	.....	60 0 0	.....	60 0 0	3 $\frac{1}{2}$ $\frac{3}{4}$ cent.	.....
	No. 51, 1912 .....	1,200	.....	.....	1,200 0 0	4 $\frac{1}{2}$ „	.....
	No. 30, 1914 .....						
Carried forward .....		£ 4,300	7,276,443 1 6	.....	7,280,743 1 6	.....	238,347 0 4

(a) Overdue.

(b) Redeemable at option of Government, upon giving twelve months' notice.



## PUBLIC DEBT—continued.

## STATEMENT SHOWING DUE DATES, &amp;c.—continued.

YEAR WHEN DUE	AUTHORISING ACT.	DEBENTURES.	INSCRIBED AND FUNDED STOCK.	TREASURY BILLS.	TOTAL.	ANNUAL INTEREST.	
						Rate.	Amount.
		£	£ s. d.	£ s. d.	£ s. d.		£ s. d.
	Brought forward .....	4,300	7,276,443 1 6	.....	7,280,743 1 6	.....	238,347 0 4
1921-22	No. 10, 1900 .....	.....	999,810 0 0	.....	4,872,843 0 0	3½ p cent.	170,549 10 0
	No. 93, 1902 .....	.....	199,775 0 0	.....			
	No. 14, 1903 .....	.....	999,869 0 0	.....			
	No. 31, 1904 .....	.....	1,999,889 0 0	.....			
	No. 39, 1906 .....	.....	500,000 0 0	.....			
	No. 59, 1906 .....	.....	173,500 0 0	.....			
	No. 31, 1914 .....	73,500	.....	3,000 0 0	331,500 0 0	5 p cent.	16,575 0 0
	No. 56, 1915 .....	26,000	.....	211,000 0 0			
	No. 30, 1914 .....	.....	.....	18,000 0 0			
	No. 73, 1916 .....	.....	.....	30,200 0 0	30,200 0 0	5½ p cent.	1,585 10 0
	No. 53, 1915 .....	.....	.....	1,000 0 0	1,000 0 0	"	52 10 0
	No. 27, 1919 .....	.....	.....	2,098,900 0 0	2,098,900 0 0	5½ p cent.	115,439 10 0
1922-23	No. 4, 1910 .....	.....	266,649 0 0	.....	7,337,506 14 0	4 p cent.	293,500 5 4
	No. 43, 1910 .....	.....	650,809 14 9	.....			
	No. 57, 1912 .....	.....	1,920,048 0 0	.....			
	No. 103, 1902 .....	1,500,000	.....	.....			
	No. 25, 1911 .....	.....	.....	.....			
	No. 25, 1911 .....	3,000,000	.....	.....			
	No. 57, 1912 .....	.....	.....	335,000 0 0	335,000 0 0	5½ p cent.	18,425 0 0
	No. 30, 1914 .....	154,500	.....	.....	154,500 0 0	5 p cent.	7,725 0 0
	No. 56, 1915 .....	.....	.....	90,900 0 0	90,900 0 0	5 p cent.	4,545 0 0
	No. 73, 1916 .....	494,600	2,005,400 0 0	.....	2,500,000 0 0	5½ p cent.	131,250 0 0
	No. 27, 1919 .....	.....	83,850 0 0	10,000 0 0	10,000 0 0	5½ p cent.	525 0 0
	No. 27, 1919 .....	.....	.....	83,850 0 0	83,850 0 0	5½ p cent.	4,611 15 0
1923-24	No. 14, 1903 .....	.....	694,174 0 0	.....	1,874,015 0 0	3½ p cent.	65,590 10 6
	No. 39, 1906 .....	.....	1,179,841 0 0	.....			
	No. 59, 1906 .....	.....	50,000 0 0	.....	1,144,960 0 0	3½ p cent.	42,936 0 0
	No. 43, 1910 .....	.....	1,094,960 0 0	.....			
	No. 44, 1912 .....	.....	.....	.....	62,000,000 0 0	5 p cent.	100,000 0 0
	No. 5, 1914 .....	526,400	1,473,600 0 0	.....			
	No. 31, 1914 .....	.....	.....	.....	16,000 0 0	"	800 0 0
	No. 53, 1915 .....	16,000	.....	.....	94,574 6 8	5½ p cent.	4,965 3 0
	No. 73, 1916 .....	.....	500,000 0 0	.....	500,000 0 0	£5 5s. 3d. p cent.	26,312 10 0
	No. 25, 1918 .....	.....	.....	.....	599,410 0 0	5½ p cent.	32,967 11 0
	No. 27, 1919 .....	.....	599,410 0 0	.....	.....	.....	.....
	No. 27, 1919 .....	.....	.....	.....	.....	.....	.....
1924-25	44 Vic., No. 28 .....	.....	3,786,700 0 0	.....	16,500,000 0 0	3½ p cent.	577,500 0 0
	45 Vic., No. 22 .....	.....	1,000,000 0 0	.....			
	46 Vic., No. 23 .....	.....	2,000,000 0 0	.....			
	48 Vic., No. 26 .....	.....	3,713,300 0 0	.....			
	58 Vic., No. 14 .....	.....	198,065 0 0	.....	420,320 0 0	3 p cent.	12,609 12 0
	59 Vic., No. 6 .....	.....	222,255 0 0	.....			
	No. 51, 1912 .....	89,544	89,544 0 0	.....	89,544 0 0	4 p cent.	3,581 15 2
	No. 5, 1914 .....	.....	.....	1,316,669 0 0	4,316,669 0 0	4½ p cent.	178,062 11 9
	No. 31, 1914 .....	.....	.....	.....	200,000 0 0	5½ p cent.	10,500 0 0
	No. 14, 1915 .....	.....	.....	.....	12,473,155 1 8	5½ p cent.	654,840 12 10
	No. 25, 1918 .....	.....	200,000 0 0	.....	3,657,895 0 0	5½ p cent.	201,184 4 6
	No. 51, 1912 .....	12,473,155	1 8	.....	1,100 0 0	5½ p cent.	1,107 15 0
1925-26	No. 27, 1919 .....	701,490	2,956,495 0 0	.....	.....	.....	.....
	No. 27, 1919 .....	.....	.....	21,100 0 0	.....	.....	.....
	No. 5, 1914 .....	.....	.....	3,083,331 0 0	3,083,331 0 0	4½ p cent.	127,187 8 0
1925-26	No. 31, 1914 .....	.....	.....	.....	.....	.....	.....
	No. 14, 1915 .....	.....	.....	.....	.....	.....	.....
	Carried forward .....	£ 6,496,700	55,402,116 4 7	10,219,100 0 0	72,117,916 4 7	.....	3,043,276 14 5

Redeemable at Government option, in whole or in part, on or after 15th August, 1920, on giving three months' notice.

<sup>a</sup> Loan of £7,400,000 from "Commonwealth" Government—Redeemable in five years after the date of the end of the War, but not later than the year 1925. Rate of interest approximate only—not definitely fixed.



(a)	Redeemable at Government option, in whole or in part, on or after 1st June, 1922, on giving three months' notice.				
(b)	50	50	50	50	50
(c)	50	50	50	50	50
(d)	50	50	50	50	50
(e)	50	50	50	50	50
(f)	50	50	50	50	50
(g)	50	50	50	50	50
(h)	50	50	50	50	50
(i)	50	50	50	50	50

A. LYNCH,  
Acting Comptroller of Accounts.







---

---

**STATEMENT**  
**SHOWING**  
**DISTRIBUTION AND DATES OF PAYMENT**  
**OF**  
**INTEREST ON PUBLIC DEBT**  
**ON**  
**30TH JUNE, 1921.**

---

---



\* Includes Stock matured £435

29283--2 D



STATEMENT showing Distribution and Dates of Payment

Description of Stock.	Stock.		Due date of Payment of Interest.	6½ per cent.	5½ per cent.	5½ per cent.	£5 6s. 11d. per cent.
	Amount.	Total.					
Brought Forward...		£ s. d. 153,997,341 13 9		£ s. d. 422,500 0 0	£ s. d. 1,039,370 0 0	£ s. d. 887,731 12 6	£ s. d. 13,364 11 8
Treasury Bills, Acts Nos. 5 and 31, 1914, and No. 14, 1915 (Public Works and Railway Du- plications) ...		7,400,000 0 0	Various dates.				
Treasury Bills, Act No. 31, 1914 (Public Works) .....		3,000 0 0	1 Jan. and 1 July.				
Treasury Bills, Act No. 56, 1915 (Public Works) .....		5,000 0 0 17,900 0 0 25,500 0 0 45,500 0 0 42,500 0 0 138,200 0 0 27,300 0 0 1,000 0 0	1 Jan. and 1 July. 2 Jan. and 2 July. 18 Jan. and 18 July. 28 Feb. and 28 Aug. 22 April and 22 Oct. 1 May and 1 Nov. 1 June and 1 Dec. 1 June and 1 Dec.				
Treasury Bills, Act No. 30, 1914 (Renew- als) .....		18,000 0 0 335,000 0 0	10 May and 10 Nov. 10 Feb. and 10 Aug.			18,425 0 0	
Treasury Bills, Act No. 73, 1916 (Rail- ways and other pur- poses) .....		30,200 0 0 10,000 0 0	10 May and 10 Nov. 1 Jan. and 1 July				
Treasury Bills, Act No. 27, 1919 (Rail- way and other pur- poses) .....		914,700 0 0 589,300 0 0 249,000 0 0 51,700 0 0 291,290 0 0 21,100 0 0	1 Mar. and 1 Sept. 1 April and 1 Oct. 20 April and 20 Oct. 10 May and 10 Nov. 1 June and 1 Dec. 10 Feb. and 10 Aug.			50,208 10 0 32,411 10 0 13,695 0 0 2,843 10 0 16,181 0 0	
Advances to Settlers, In- scribed Stock...		120,050 0 0	10 Feb. and 10 Aug.				
TOTALS.....		£ 164,336,491 13 9		£ 422,500 0 0	1,039,370 0 0	1,021,596 2 6.	13,364 11 8.

The Treasury, New South Wales,  
Sydney, 11th August, 1921.

## DEBT—continued.

of Interest on Public Debt on 30th June, 1921—continued.

£5 5s. 3d. per cent.	5½ per cent.	5 per cent.	4½ per cent.	4¼ per cent.	4 per cent.	3½ per cent.	3¼ per cent.	3 per cent.	Total Interest.
£ s. d.	£ s. d.	£ s. d.	£ s. d.	£ s. d.	£ s. d.	£ s. d.	£ s. d.	£ s. d.	£ s. d.
26,312 10 0	801,555 15 10	314,749 2 1	269,162 5 7	.....	1,125,741 12 1	99,186 0 0	1,304,285 19 8	507,810 13 2	6,811,770 2 7
.....	.....	.....	.....	305,249 19 9a	.....	.....	.....	.....	305,249 19 9
.....	.....	150 0 0	.....	.....	.....	.....	.....	.....	150 0 0
.....	.....	250 0 0	.....	.....	.....	.....	.....	.....	} 15,147 10 0
.....	.....	895 0 0	.....	.....	.....	.....	.....	.....	
.....	.....	1,275 0 0	.....	.....	.....	.....	.....	.....	
.....	.....	2,275 0 0	.....	.....	.....	.....	.....	.....	
.....	.....	2,125 0 0	.....	.....	.....	.....	.....	.....	
.....	.....	6,910 0 0	.....	.....	.....	.....	.....	.....	} 19,325 0 0
.....	.....	1,365 0 0	.....	.....	.....	.....	.....	.....	
.....	52 10 0	.....	.....	.....	.....	.....	.....	.....	
.....	.....	900 0 0	.....	.....	.....	.....	.....	.....	
.....	.....	.....	.....	.....	.....	.....	.....	.....	
.....	1,585 10 0	.....	.....	.....	.....	.....	.....	.....	} 2,110 10 0
.....	525 0 0	.....	.....	.....	.....	.....	.....	.....	
.....	.....	.....	.....	.....	.....	.....	.....	.....	} 116,547 5 0
.....	.....	.....	.....	.....	.....	.....	.....	.....	
.....	.....	.....	.....	.....	.....	.....	.....	.....	
.....	.....	.....	.....	.....	.....	.....	.....	.....	
.....	.....	.....	.....	.....	.....	.....	.....	.....	
.....	1,107 15 0	.....	.....	.....	.....	.....	.....	.....	} 116,547 5 0
.....	.....	.....	.....	.....	.....	.....	.....	.....	
.....	.....	.....	.....	.....	.....	.....	.....	3,601 10 0	3,601 10 0
26,312 10 0	804,826 10 10	330,894 2 1	269,162 5 7	305,249 19 9	1,125,741 12 1	99,186 0 0	1,304,285 19 8	511,412 3 2	7,273,901 17 4

(a) Approximate—rate not definitely fixed.

A. LYNCH,  
Acting-Comptroller of Accounts.







---

BALANCE STATEMENT  
SHOWING THE LEDGER BALANCES  
AND THE  
DISTRIBUTION INTO CASH AND SECURITIES  
ON 30TH JUNE, 1921.

---



## BALANCE

Showing the LEDGER BALANCES on the various Accounts of the Government of New South

Reference.		HEAD OF ACCOUNT.	Dr. or Cr.	BALANCES ON 30TH JUNE, 1921.	
No.	Page.				
				£ s. d.	£ s. d.
2	64	Special Deposits Account	Cr.	12,533,651 18 2	
3	66	Special Accounts:—			
		Colonial Treasurer's Master in Equity Account	..	117,178 11 5	
		Colonial Treasurer's Master in Lunacy Account	..	15,312 18 3	
		Colonial Treasurer's Public Trustee Account	..	407,399 17 0	
		Colonial Treasurer's Prothonotary Account	..	6,510 19 3	
		Colonial Treasurer's Registrar of Probates Account	..	17,801 16 10	
		Total Special Accounts	£	564,204 2 9	
4	89	Closer Settlement Account	..	581,721 3 10	
5	105	Public Works Account	..	284,081 13 1	
9	167	Miners' Accident Relief (Repeal) Act, No. 46, 1916	..	233,500 0 0	
			..	1,099,302 16 11	
		Total Credit Balances carried forward	£ Cr.	14,197,158 17 10	

## STATEMENT.

Wales on the 30th June, 1921, and the distribution of the same into Cash and Securities.

DISTRIBUTION.	CASH.	SECURITIES.	TOTAL.
£ s. d.	£ s. d.	£ s. d.	£ s. d.
Special Deposits Account—			
With Bank of New South Wales ... 10,060,247 2 7			
With Commercial Banking Company of Sydney, Limited ... 2,311,264 17 1			
	12,371,511 19 8		
Treasury Chest—			
Treasury Fire Insurance Fund—			
New South Wales Funded Stock (1923) 2,000 0 0			
New South Wales Funded Stock (1924) 21,000 0 0			
Commonwealth Government Inscribed Stock (1925) 4½ per cent. ... 6,000 0 0			
		29,000 0 0	
Treasury Guarantee Fund—			
New South Wales Funded Stock, 60 Vic., No. 32 ... 14,500 0 0			
New South Wales Funded Stock, Railway (1923) ... 6,000 0 0			
		20,500 0 0	
Elder's Trustee and Executor Co., Ltd.—			
New South Wales Funded Stock (1930) ...		20,000 0 0	
The Union Trustee Company of Australia, Ltd.—			
New South Wales Funded Stock (1924) ...		20,000 0 0	
Metropolitan Board of Water Supply and Sewerage Trust Account—New South Wales Funded Stock (1925) ...		1,250 0 0	
Sundry Deposits Account (Deposits on Tenders) ...		49,385 0 0	
Miscellaneous ...		22,004 18 6	
<b>Total Special Deposits Account—Cash and Securities</b> £	12,371,511 19 8	162,139 18 6	12,533,651 18 2
Special Accounts—			
With Bank of New South Wales—			
Colonial Treasurer's Master in Equity Account ...	117,178 11 5		
Colonial Treasurer's Master in Lunacy Account ...	15,312 18 3		
Colonial Treasurer's Public Trustee Account ...	407,399 17 0		
Colonial Treasurer's Prothonotary Account ...	6,510 19 3		
Colonial Treasurer's Registrar of Probates Account ...	17,801 16 10		
Total Special Accounts ... £	564,204 2 9		564,204 2 9
Closer Settlement Account—			
With Commercial Banking Company of Sydney, Limited	581,721 3 10		
Public Works Account—			
With Bank of New South Wales ...	284,081 13 1		
Miners' Accident Relief (Repeal) Act, No. 46, 1916 ...		233,500 0 0	
	£ 865,802 16 11	233,500 0 0	1,099,302 16 11
London Remittance Account—			
With Bank of New South Wales ... 1,078,534 8 3			
With Commercial Banking Company of Sydney, Limited ... 1,077,787 15 1			
	2,156,322 3 4		2,156,322 3 4
<b>Total Credit Balances—Cash and Securities—</b>			
Carried forward ...	£ 15,957,841 2 8	395,639 18 6	16,353,481 1 2



## BALANCE

Showing the LEDGER BALANCES on the various Accounts of the Government of New South

Reference.		HEAD OF ACCOUNT.	Dr. or Cr.	BALANCES ON 30TH JUNE, 1921.	
No	Page.				
		<b>Credit Balances—Brought forward...</b>	<b>Cr.</b>	£ s. d.	£ s. d.
				14,197,158	17 10
1	4	<b>Less Debit Balances—</b>			
		Consolidated Revenue Account ...	<b>Dr.</b>	2,249,558	0 0
6	152 and 185	General Loan Account ...		8,647,539	0 5
7	164	Public Works Account Expenditure Suspense Account...		41,995	8 1
8	166	Loans Expenditure Suspense Account ...		658,056	16 7
9	167	Coal Purchase Suspense Account...		190,744	6 7
9	167	Railway Store Suspense Account ...		183,952	8 8
9	167	Government Dockyard Store Advance Account—London Payments Suspense Account...		15,000	0 0
9	167	Government Printer Stores Suspense Account ...		100,000	0 0
				12,086,846	0 4
—	222	Add Amounts not transferred to the Treasurer's Public Accounts—(Details, see page 222.) ...		1,044,119	15 6
				13,130,965	15 10
		<b>GRAND TOTAL</b> ...	<b>Cr.</b>	£ 1,066,193	2 0

The Treasury, New South Wales,  
Sydney, 11th August, 1921.A. LYNCH,  
Acting Comptroller of Accounts.

## STATEMENT—contd.

Wales on the 30th June, 1921, and distribution of the same into Cash and Securities—contd.

DISTRIBUTION.		CASH.		SECURITIES.		TOTAL.	
		£	s. d.	£	s. d.	£	s. d.
<b>Total Credit Balances—Cash and Securities—Brought forward</b>		£15,957,841	2 8	395,639	18 6	16,353,481	1 2
<b>Less Debit Balances—</b>							
Consolidated Revenue Account—	£ s. d.						
With Bank of New South Wales ...	1,347,920	11 1					
With Commercial Banking Company of Sydney, Limited ...	926,637	8 11					
	2,274,558	0 0					
Less Cash in hands of the Receiver ...	25,000	0 0					
	2,249,558	0 0				2,249,558	0 0
General Loan Account—	£ s. d.						
With Bank of New South Wales ...	7,310,131	13 8					
With Commercial Banking Company of Sydney, Limited ...	1,337,407	6 9					
	8,647,539	0 5				8,647,539	0 5
Public Works Account Expenditure Suspense Account—							
With Bank of New South Wales ...	41,995	8 1				41,995	8 1
Loans Expenditure Suspense Account—	£ s. d.						
With Bank of New South Wales ...	414,608	1 4					
With Commercial Banking Company of Sydney, Limited ...	243,448	15 3					
	658,056	16 7				658,056	16 7
Coal Purchase Suspense Account—							
With Bank of New South Wales ...	190,744	6 7				190,744	6 7
Railway Store Suspense Account—							
With Bank of New South Wales ...	183,952	8 8				183,952	8 8
Government Dockyard Store Advance Account—London Payments Suspense Account—							
With Bank of New South Wales ...	15,000	0 0				15,000	0 0
Government Printer Stores Suspense Account—							
With Bank of New South Wales ...	100,000	0 0				100,000	0 0
<b>Total Debit Balances</b> ...	£12,086,846	0 4				12,086,846	0 4
<b>Net Credit Balances</b> ...	£ 3,870,995	2 4		395,639	18 6	4,266,635	0 10
<b>Deduct—</b>							
Amounts not transferred to the Treasurer's Public Accounts—(Details see page 222)—	£ s. d.						
With Bank of New South Wales ...	1,043,478	11 9					
With Commercial Banking Company of Sydney, Limited ...	641	3 9					
	Dr. 1,044,119	15 6				Dr. 1,044,119	15 6
<b>Total Sydney Net Credit Balances—Cash and Securities</b> ...	£ 2,826,875	6 10		395,639	18 6	3,222,515	5 4
<b>London Bank Account at date of latest advices</b> ...	Dr. 2,156,322	3 4				Dr. 2,156,322	3 4
<b>GRAND TOTALS</b> ...	£ 670,553	3 6	<b>Cr.</b>	395,639	18 6	£ 1,066,193	2 0

JOHN T. LANG,  
Treasurer.



MEMORANDUM of PAYMENTS made to 30th June, 1921, by the Bank of New South Wales, on account of the Government of New South Wales, not yet transferred to the Treasurer's Public Account, viz. :—

SERVICE.	Amount.	Total.
	£ s. d.	£ s. d.
Colonial Treasurer's Unpaid Cheque Account ... ..	3,642 14 11	
Imperial Pension Fund ... ..	67,896 18 10	
Treasurer's Exchange Account ... ..	1,065 12 6	
Meat Supply for Imperial Uses—Advance Account ... ..	3 2 6	
Interest on Debentures and Funded Stock ... ..	305 5 0	
Interest on Funded Stock ... ..	325 5 0	
Interest on Treasury Bills ... ..	13 15 0	
Under Secretary for Public Works Department "Expenditure Suspense Account" ... ..	17,984 16 0	
Under Secretary for Public Works Department "Salaries Suspense Account" ... ..	5,482 12 1	
Government Dockyard, Newcastle, Expenditure Suspense Account ... ..	148,979 5 9	
State Bakery, Expenditure Suspense Account ... ..	186 8 1	
State Brick and Lime Works, Botany, Expenditure Suspense Account ... ..	5,121 16 10	
State Brickworks, Homebush, do do ... ..	831 16 6	
State Clothing Factory, do do ... ..	7,610 5 2	
State Motor Garage, do do ... ..	2,286 8 4	
State Metal Quarries, do do ... ..	9,337 12 2	
State Power Station, do do ... ..	262 10 6	
State Timber Yards, Uhr's Point, do do ... ..	233,140 18 0	
Building Construction Branch, do do ... ..	7,715 1 11	
State Monier Pipe and Reinforced Concrete Works—Expenditure Suspense Account ... ..	1,468 6 1	
State Monier Pipe and Reinforced Concrete Works—Expenditure Suspense Account No. 2 ... ..	10,000 0 0	
N.S.W. State Trawlers—Expenditure Suspense Account ... ..	29,684 7 1	
State Sawmills—Craven and Gloucester, Expenditure Suspense Account ... ..	9,491 19 6	
State Drug Depot—Expenditure Suspense Account ... ..	3,224 18 5	
Murrumbidgee Irrigation Area—Expenditure Suspense Account ... ..	477,168 14 10	
Influenza Administrative Committee—Relief Account ... ..	8 16 7	
N.S.W. State Trawlers—Public Revenue Account ... ..	74 0 0	
Hay, C. H.—Circular Letter of Credit Account ... ..	51 16 5	
Warne, H. W.—Circular Letter of Credit Account ... ..	100 0 0	
Helms, A.—Circular Letter of Credit Account ... ..	10 7 3	
Pope, W. P.—Advance Account ... ..	3 0 6	
Total (see page 221) ... .. £	.....	1,043,478 11 9

MEMORANDUM of PAYMENTS made to 30th June, 1921, by the Commercial Banking Company of Sydney, Limited, on account of the Government of New South Wales, not yet transferred to the Treasurer's Public Account, viz. :—

SERVICE.	Amount.	Total.
	£ s. d.	£ s. d.
Colonial Treasurer's Unpaid Cheque Account ... ..	641 3 9	
Total (see page 221) ... .. £	.....	641 3 9
<b>Summary.</b>		
Bank of New South Wales ... ..	1,043,478 11 9	
Commercial Banking Company of Sydney, Limited ... ..	641 3 9	
Grand Total (see pages 220 and 221) ... .. £	.....	1,044,119 15 6

The Treasury, New South Wales,  
Sydney, 11th August, 1921.

A. LYNCH,  
Acting Comptroller of Accounts.

JOHN T. LANG,  
Treasurer.











1921.

LEGISLATIVE ASSEMBLY.  
NEW SOUTH WALES.

---

# STATE INDUSTRIAL UNDERTAKINGS.

---

Balance Sheets,  
Trading Accounts, &c.,

YEAR ENDED 30TH JUNE, 1921;

TOGETHER WITH

REPORT OF THE AUDITOR-GENERAL  
THEREON.

---

*Ordered by the Legislative Assembly to be printed, 1 December, 1921.*

---



SYDNEY: WILLIAM APPLGATE GULLICK, GOVERNMENT PRINTER.

1921.

[3s.]







STATE INDUSTRIAL UNDERTAKINGS

REPORT OF THE AUDITOR-GENERAL FOR THE YEAR 1920-21

Department of Audit,

Sydney, 1st December, 1921.

To the Honorable the Speaker of the Legislative Assembly.

Sir,

I have the honor to submit, under the provisions of Section 63 of the Audit Act, No. 26, 1902, a report upon the operations of the State Industrial Undertakings for the past financial year.

For various reasons it has not been practicable to close the report upon the Murrumbidgee Irrigation Areas, which are better known as a great national work than an industrial undertaking. As I do not think other reports should be further delayed, it will be necessary for me to report upon that enterprise at a later date.

Yours faithfully,

F. A. COGHLAN, -

Auditor-General.



## STATE INDUSTRIAL UNDERTAKINGS.

---

### AUDITOR-GENERAL'S REPORT, 1920-21.

---

#### CONTENTS.

---

	PAGE.
Introduction ... ..	1
Brickworks—Homebush Bay ... ..	3
Metal Quarries—Kiama, &c. ... ..	7
Building Construction Branch ... ..	11
Monier Pipe, &c., Works ... ..	13
Bakery ... ..	16
Motor Garage ... ..	20
Saw Mills, Craven and Gloucester, &c. ... ..	23
Drug Dépôt ... ..	26
Clothing Factory ... ..	28
Timber Yards, &c., Uhr's Point ... ..	31
Power Station, Uhr's Point ... ..	35
Trawlers ... ..	38
Appendix—Note on Industrial Undertakings ... ..	43

---



# Report on the State Industrial Undertakings.

The capital cost of each undertaking has been determined by the Capital Cost Committee appointed under Act No. 22, 1912, and is shown in the statement on the next page. The expenditure was met from various accounts as follows:—

	£	s.	d.
General Loan Account... ..	655,822	15	4
Public Works Fund ... ..	66,490	2	7
Consolidated Revenue Fund ... ..	3,712	5	1
Special Deposits Account (Reserve) ... ..	51,807	14	7
Special Deposits Account (Working)... ..	5,051	1	6
Expenditure Suspense Account ... ..	2,842	0	0
<b>Total Expenditure ... ..</b>	<b>£785,725</b>	<b>19</b>	<b>1</b>
	£	s.	d.
Outstanding Claims ... ..	9,040	2	8
Less Outstanding Debtors ... ..	2,197	13	1
	<b>6,842</b>	<b>9</b>	<b>7</b>
<b>Grand Total ... ..</b>	<b>£792,568</b>	<b>8</b>	<b>8</b>

The Act, No. 22, 1912, prescribes that a yearly balance-sheet, a trading account, and a profit and loss account shall be prepared and submitted. They follow.

The Power Station, Uhr's Point, is the only Industrial Undertaking not showing a profit on its transactions during the year, owing, as explained later, to its interests as an individual Industrial Undertaking being involved in certain other utilities, notably the Meat Industry Board. In all the circumstances the agency cannot be said to be unprofitable. Apart from it the remaining eleven undertakings herein specified showed net profits amounting to £35,247 for the year 1920-21, which ranged from £9,892 to £64.

During the year the Maroubra Quarry was merged into the Building Construction Undertaking, under whose management it has been worked, although treated as a distinct industry. Exclusive of the Murrumbidgee Irrigation Areas, which can hardly be justifiably placed as an Industrial Undertaking, as usually understood, there were at the end of the year twelve Industrial Undertakings.

There has been a divestment of certain depots, etc., by the Trawlers industry, which requires formal sanction. The management is still burdened with the cost of former faulty administration, and the monetary rectification can only be effected by Parliament.

The usual audit of the Undertakings generally has been continued during the year, and the presentation of the balance-sheets together with other statutory obligations has been fulfilled. The detail given Parliament is very much fuller than usually presented in ordinary business enterprises.



**STATEMENT.**  
**INDUSTRIAL UNDERTAKINGS.**

Showing Capital and Results as at 30th June, 1921.

Undertaking.	Capital, as determined by the Committee.	Results for year ended 30th June, 1921.					Accumulated.				Date of commencing operations.
		Trading.		Appropriations for Interest on Capital, &c.	Net Result.		Trading.		Net, after Appropriations for Interest on Capital, &c.		
		Profit.	Loss.		Profit.	Loss.	Profit.	Loss.	Profit.	Loss.	
	£	£	£	£	£	£	£	£	£	£	
Brickworks, Homebush Bay.....	92,471*	20,166	.....	10,551	9,615	.....	92,020	.....	48,531	.....	1 Nov., 1911.
Metal Quarries, Kiama, &c.....	123,004*	7,138	.....	5,350	1,788	.....	72,170	.....	34,471	.....	1 Sept. 1911.
Building Construction Branch .....	31,259*	19,138	.....	9,246	9,892	.....	70,262	.....	61,698	.....	1 Oct., 1913.
Monier Pipe, &c., Works .....	38,073*	9,620	.....	6,097	3,523	.....	51,567	.....	38,739	.....	1 Feb., 1914.
Bakery .....	19,803*	1,165	.....	562	603	.....	14,676	.....	10,765	.....	12 Feb., 1914.
Motor Garage .....	8,486	3,385	.....	1,341	2,044	.....	13,028	.....	8,464	.....	1 Oct., 1914.
Sawmills, Craven and Gloucester .....	57,436	3,032	.....	2,744	288	.....	16,934	.....	8,919	.....	19 Feb., 1917.
Drug Depot .....	188	2,137	.....	9	2,128	.....	8,349	.....	8,325	.....	1 July, 1917.
Clothing Factory .....	13,408	4,909	.....	655	4,254	.....	15,310	.....	10,594	.....	1 Jan., 1913.
Timber Yards, &c., Uhr's Point .....	180,893	10,331	.....	9,283	1,048	.....	.....	80,162	.....	136,619	1 July, 1913.
Power Station, Uhr's Point .....	32,492†	.....	.....	.....	.....	.....	.....	4,846	.....	9,872	1 Dec., 1914.
Trawlers.....	195,055	7,564	.....	7,500	64	.....	.....	74,426	.....	115,952	1 July, 1915.
Total.....£	792,568	88,585	.....	53,338	35,247	.....	354,316	159,434	230,506	262,443	

\* Inclusive of amounts expended from profits, in reduction of Capital and on New Works—State Brickworks, Homebush, £44,430; State Metal Quarries, £36,623; Building Construction Branch, £30,411; Monier Pipe, &c., Works, £11,653; State Bakery, £9,337. † See explanation, page 36.



## STATE BRICKWORKS--HOMEBUSH BAY.

BALANCE-SHEET as at 30th June, 1921.

LIABILITIES.						
Capital—	£	s.	d.	£	s.	d.
General Loan Account.....	83,196	4	8			
Reserve Account .....	9,194	19	10			
Sundry Creditors .....	79	11	1			
	<hr/>					
	92,470	15	7			
Less Profits Applied to—						
Reduction of Capital .....	£	s.	d.			
ital .....	35,235	10	0			
New Works .....	9,194	19	10			
	<hr/>					
	44,430	9	10			
	<hr/>			48,040	5	9
Sundry Creditors .....	5,203	8	5			
Less Transferred to Capital .....	79	11	1			
	<hr/>			5,123	17	4
Accrued Wages, &c. ....				1,920	19	4
General Plant Reserve .....				2,500	0	0
Reserve for Recreation Leave .....				268	13	2
Profit and Loss Account—						
Accumulated to 30th June, 1920 .....	£	s.	d.			
	38,915	16	7			
Profit for year ended 30th June, 1921, after making provision for Bonus, etc. ...	9,615	5	11			
	<hr/>			48,531	2	6

£106,384 18 1

ASSETS.			£	s.	d.	£	s.	d.
Land.....	1,597	7	4					
Plant and Machinery .....	24,746	14	1					
Patent Kilns .....	22,929	16	6					
Down Draught Kilns .....	3,844	13	0					
Stacks .....	1,966	14	6					
Kiln Tramways .....	1,005	14	6					
Improvements and Excavations .....	5,672	4	4					
Power Sub-station.....	324	18	0					
Railway Siding at Homebush Bay ...	2,374	16	8					
General Buildings at Works.....	8,957	8	4					
Wharf at Homebush Bay .....	899	1	11					
Office Building at Works .....	286	18	1					
Loose Plant, Barrows and Tools.....	1,166	7	7					
Electric Cranes .....	1,776	5	7					
Motor Lorries.....	6,289	6	10					
Office Building at Pyrmont .....	1,290	13	1					
Punts .....	1,682	19	2					
Tram Track from Yard to Wharf ...	1,613	3	4					
Boxes for Carrying Bricks .....	1,702	13	8					
Motor Cars .....	1,062	0	0					
Office Furniture .....	244	19	8					
Cottages .....	915	3	5					
Horses, Cars, and Harness .....	120	16	0					
	92,470	15	7					
Less Depreciation.....	39,144	10	0					
						53,326	5	7
Special Deposits Accounts—								
Working Account—								
Balance, as per Treasury								
Ledgers .....	21,012	6	0					
Add Collections in transit.....	974	13	8					
Add Transfer from Reserve								
Account .....	3	4	10					
	21,990	4	6					
Deduct—								
Unrecouped Pay-	£	s.	d.					
ments.....	1,871	11	9					
Interest on Capital .....	2,328	13	3					
Sinking Fund .....	159	17	5					
Bonuses .....	5,562	1	9					
	9,922	4	2					
						12,068	0	4
Reserve Account—								
Balance, as per Treasury Ledgers...	25,101	6	2					
Deduct—								
Transfer to Working Account .....	3	4	10					
	25,098	1	4					
Add—								
Interest .....	1,291	9	6					
						26,389	10	10
Sundry Debtors.....						5,531	16	8
Stocks on hand .....						9,011	7	6
Prepayments, etc.....						57	17	2
						£106,384	18	1

We have examined the Books, Accounts, and Vouchers, of the State Brickworks, Homebush Bay, and hereby certify that the above Balance-sheet exhibits a full and correct statement of the financial affairs of the Undertaking at the 30th June, 1921.

Department of Audit,  
4th August, 1921.

F. GRIBBEN.  
R. G. GRAY.



TRADING ACCOUNT for Twelve Months ended 30th June, 1921.

PROFIT AND LOSS ACCOUNT for Twelve Months ended 30th June, 1921.

PROFIT AND LOSS APPROPRIATION ACCOUNT, 30th June, 1921.

PROFIT AND LOSS ACCUMULATED ACCOUNT at 30th June, 1921.

	£	s.	d.		£	s.	d.
To Adjustments for Services prior to 30th June,				By Balance brought forward .....	39,674	10	10
1920 .....	1,296	16	9	Adjustment for Sale of Assets.....	800	0	0
Reserve for Recreation Leave .....	268	13	2	Adjustment for services prior to 30th June,			
Balance carried forward.....	48,531	2	6	1920 .....		6	15
				Balance from Profit and Loss Appropriation			
				Account .....	9,615	5	11
	<u>£50,096</u>	12	5		<u>£50,096</u>	12	5



Last year, the tenth since the inception of this Undertaking, gave a record in Sales notwithstanding a slackness in building operations during the major portion of the year. The demand, however, on this Yard was fairly constant, and the weather conditions were favourable for manufacture. The position is noticeable, seeing that practically 50 per cent. of the sales were taken by the general public and that many private yards, being fully stacked, ceased manufacturing.

The demand for face bricks has necessitated the amplification of the works.

The sales and percentages of the last five years are appended :—

	1916-17.	1917-18.	1918-19.	1919-20.	1920-21.
Government.....	22,402,283	13,941,249	20,907,284	17,758,793	19,327,374
General Public.....	6,127,621	15,879,945	14,863,730	19,492,205	19,230,679
	28,529,904	29,821,194	35,771,014	37,250,998	38,558,053
General Public.....	21·47%	53·25%	41·55%	52·33%	49·85%

Sales rose from £107,671 18s. 5d. in 1919-20 to £126,626 8s. 0d.—an increase of 17·6 per cent.—which was accounted for by an increased expenditure of 16·16 per cent. and an increased production of 3·5 per cent. Although the Profiteering Prevention Court granted an increase of 7s. per thousand in the selling price, it was not availed of to the full. Only sufficient was added to the former selling price to cover the estimated rise in wages and materials, while practically the same ratio of profit was preserved. Outside prices were 24 per cent. higher than those of the Brickworks, as against 22 per cent. in the previous year. The Industry's prices have been recognised, as, during the last four years, the sales to the public have been 69,466,559 out of a total of 141,401,259, or 49·13 per cent. Of the Working Expenses during the year, wages aggregated 55·82 per cent., material 33·65 per cent., depreciation and general expenses 8·04 per cent., and administration 2·49 per cent. The outstanding feature, in comparison with the previous year, was the great increase in wages. The increase in stores used in production was caused by the higher prices prevailing, and depreciation was augmented on account of a fleet of new motor lorries employed, which, giving increased efficiency, made a slight set-off in the shape of reduced running expenses. Administration, costing only 2·49 per cent., is creditable to the management.

The following table shows the relation of Working Expenses to earnings on trading for the last two years :—

Head of Expenditure.	Percentage of Working Expenses to Earnings.			
	1919-20.	1920-21.	Increase.	Decrease.
Manufacturing—Wages .....	42·62	43·72	1·10	.....
"    Stores .....	18·99	17·66	.....	1·33
Delivery—Wages .....	3·05	3·37	·32	.....
"    Oils, &c. ....	12·76	10·72	.....	2·04
Administration .....	2·23	2·10	.....	·13
General Expenses .....	1·11	1·24	·13	.....
Depreciation .....	4·08	5·54	1·46	.....
	84·84	84·35	.....	·49
Trading Profit .....	15·16	15·65	·49	.....
	100·00	100·00	.....	.....

The trading profit for the year was £20,165 18s. 4d., or 15·65 per cent. of the earnings, as against £16,714 7s. 7d., or 15·16 per cent. The ratio of trading profit for the year was practically equivalent to that in the previous year, being only  $\frac{1}{2}$  per cent. higher. From this profit, Interest £2,328 13s. 3d., Sinking Fund £159 17s. 5d., Bonus £5,562 1s. 9d., and Special Reserve £2,500 were appropriated, leaving a balance of £9,615 5s. 11d., or 7·46 per cent. of the earnings to be carried to Profit and Loss Accumulated. The Trading Profit was equivalent to 21·8 per cent. on the capital employed, of which 11·4 per cent. was appropriated and 10·4 per cent. transferred to Profit and Loss Accumulated.



The Management, following its usual practice, after making provision for the statutory charges of interest on capital, &c., provided a bonus for the employees. This amounted to no less than £4,553 4s. 3d., or 30 per cent. of the surplus profits.

During the year £15,235 10s. 0d. were withdrawn from Accumulated Profits to repay Loan Capital, making a total of £35,235 10s. 0d. towards that object. To date, £32,000 have been transferred from profits to Reserve Account, and this sum invested produced £3,584 10s. 8d., making a total of £35,584 10s. 8d. available, from which £9,194 19s. 10d. have been expended on new works. Of the total profits and reserve for depreciation, amounting to £87,675 12s. 6d., no less than £67,235 10s. 0d. have been withdrawn for repayment of capital and to augment Reserve Account, the balance being employed in the business.

Accumulated Profits at 30th June were £48,531 2s. 6d., or 52.48 per cent., reserve for depreciation £39,144 10s. 0d., or 42.33 per cent., in all £87,675 12s. 6d., or 94.81 per cent. of the capital employed.

The true trading profits to the 30th June aggregate £92,019 13s. 5d., added to which £39,144 10s. reserve for depreciation, make £131,164 3s. 5d., or 141.84 per cent. of the capital employed. The undertaking has achieved this result in the face of the fact that it has undersold its competitors.

The record for ten years' operations is that, after paying interest on capital, accumulated profits, reserves, and savings to the Government, have reached a total of £188,802 7s. 3d., as against a capital expenditure of £92,470 15s. 7d., which constitutes a remarkable success.

The benefits to employees given by the management of the Brickworks, which do not figure in the trade elsewhere, and are outside any award, constitute a noticeable feature of its administration, and the constant efforts of the management to improve conditions warrant special mention here. Reference might be made to the substantial bonuses, and the concessions to the employees' personal condition and comfort.

Should circumstances compel the alteration of present arrangements—such as the withdrawal of the profit-sharing device of the present system of bonuses—and involve the raising of the price of bricks, the losses will not be those of the employees alone, but of the community, whose money is at present most profitably employed.

When such real improvements, originating with the management, have been effected, it is very easy for irresponsible persons to suggest what they may consider to be additional advantages, but in the present condition of the industry the effect and cost of such proposed advantages must be a matter of grave concern. Practically anyone may suggest benefits to employees, but few can attempt to demonstrate that the industry will stand the cost of these.



## STATE METAL QUARRIES.

BALANCE-SHEET as at 30th June, 1921.

## LIABILITIES.

Capital Account—	£	s.	d.	£	s.	d.
Loan Capital .....	95,844	9	9			
Special Deposits Account .....	272	2	8			
Unrecouped Vouchers .....	264	3	7			
Reserve Account.....	26,623	2	7			
	123,003	18	7			
Less Profits applied to—						
Reduction of						
Capital ... 10,000	0	0				
New Works 26,623	2	7				
	36,623	2	7	86,380	16	0
Unrecouped Vouchers.....	7,547	3	3			
Less Special Deposits						
Account, as per						
Public Accounts 7,266	17	10				
Transferred to						
Capital ..... 272	2	8				
	7,539	0	6	8	2	9
Reserve Account—						
Unrecouped Vouchers .....	461	2	2			
Less Cash as per						
Public Accounts ... 56	16	7				
Interest for 1920-21 113	5	0				
	170	1	7	291	0	7
Sundry Creditors—						
Trade .....	20,028	5	5			
Colonial Treasurer .....	4,749	13	1			
Bonus.....	2,816	2	0			
Less Holiday Pay ... 1,848	6	7				
	967	15	5			
Accrued Wages, etc.....	2,499	1	2	28,244	15	1
				729	1	3
Reserve for Recreation Leave.....				356	10	9
Reserve for Bad and Doubtful Debts .....						
Profit and Loss Account—						
Accumulated to 30th						
June, 1920 .....	32,779	18	4			
Less Adjustments 96	19	11				
	32,682	18	5			
Profit for year 1920-21, after pro-						
vision for Interest, Bonus, &c. 1,787	14	2		34,470	12	7
				£150,480	19	0

## ASSETS.

	£	s.	d.	£	s.	d.
S.S. "Klama" .....	9,258	1	7			
S.S. "Kembla" (late "The Bat") ...	10,098	19	6			
Klama Quarry—						
Land and Residence .....	7,180	19	1			
Plant and Machinery .....	10,548	0	11			
Horses .....	323	14	0			
Vehicles and Harness .....	220	13	3			
Tramways .....	11,054	17	7			
Buildings and Structures.....	13,235	14	6			
Port Kembla Quarry—						
Plant and Machinery .....	6,840	6	6			
Buildings and Structures .....	4,353	6	7			
Railway .....	3,400	2	7			
Sub-station .....	79	14	6			
New Quarry .....	134	0	5			
Martin's Creek Quarry—						
Leasehold .....	756	13	7			
Plant and Machinery.....	4,423	3	8			
Tramways .....	1,022	6	3			
Buildings and Structures .....	4,582	14	2			
Railway Extension .....	150	0	0			
Office Furniture.....	7	13	10			
Dam and Water Service .....	294	8	3			
Delivery—						
Steam Waggon.....	5,968	8	6			
Buildings and Structures Wool-						
loomooloo .....	1,620	11	9			
Buildings, Blackwattle Bay .....	86	2	9			
Office Fittings and Furniture .....	204	8	0			
Reserve Account—						
Klama Quarry—Plant .....	2,310	0	6			
Horses & Vehicles .....	304	2	1			
Buildings and						
Structures .....	5,233	14	3			
Tramways .....	1,547	19	5			
Land .....	650	0	0			
Port Kembla Quarry—Plant, &c. 1,540	8	1				
Martin's Creek Quarry—Plant ...	3,190	16	0			
Buildings and Structures .....	517	5	1			
Office Furniture and Fittings .....	200	10	7			
Delivery—Steam and Motor Wag-						
gons .....	7,910	4	2			
Buildings & Structures .....	1,282	0	10			
Bowser Petrol Instal-						
lation .....	208	10	5			
Motor Car .....	551	15	0			
Hoppers, Drummoyne						
Council .....	1,175	16	2			
Bombo Quarry—Preliminary Ex-						
penses .....	536	6	3			
	123,003	18	7			
Less Depreciation .....	46,116	3	4			
				76,887	15	3
Deposits on Contracts .....				750	4	0
Cash, Consolidated Revenue Account .....				2,833	11	8
Cash in Hand .....				10	0	0
Hoppers, Blue's Point.....				696	1	8
Sundry Debtors .....	55,361	19	9			
Less—						
Reserve on Account of sales.....	1,390	7	6			
				53,971	12	3
Prepayments .....				1,929	15	6
Stocks on hand.....				13,401	18	8
				£150,480	19	0

We have examined the Books, Accounts, and Vouchers of the State Metal Quarries, and hereby certify that the above Balance-sheet exhibits a full and correct statement of the financial affairs of the Undertaking at the 30th June, 1921, as disclosed thereby.

Department of Audit,  
22nd August, 1921.

F. GRIBBEN.  
C. W. CLIFFORD.



# TRADING ACCOUNT for Twelve Months ended 30th June, 1921.

	£	s.	d.		£	s.	d.
To Quarry Working Expenses .....	42,062	12	3	By Sales.....	175,581	11	3
Transport.....	7,507	4	7	Rents .....	645	11	6
Supervision.....	2,839	10	1	Miscellaneous Sales .....	175	14	7
Power .....	4,921	8	4	Freights earned ...	2,569	18	7
Purchases—							
Metal.....	10,404	5	10				
Spalls .....	8,014	18	5				
Delivery Expenses—							
Rail Freight.....	41,289	9	1				
Sea .....	740	14	0				
Wharfage .....	1,856	10	0				
S.S. "Kiama"—							
Expenses .....	6,772	0	1				
Stevedoring .....	5,074	11	2				
Repairs .....	2,089	6	8				
S.S. "Kembla"—							
Expenses .....	5,396	12	6				
Stevedoring .....	4,687	19	0				
Repairs .....	1,751	5	2				
Steam Waggon .....	8,523	13	1				
	96,601	5	0				
Rent and Rates—Blackwattle.....	53	6	4				
Rates—Municipal .....	272	1	2				
Rent and Royalty on Quarry Land .....	717	15	5				
Cottage Maintenance .....	169	15	8				
Gross Profit carried down .....	23,827	17	1				
	£178,972	15	11		£178,972	15	11

## PROFIT AND LOSS ACCOUNT for Twelve Months ended 30th June, 1921.

	£	s.	d.		£	s.	d.
To Administration.....	2,057	14	8	By Gross Profit from Trading Account .....	23,827	17	1
Rent of Office .....	299	0	0	Interest on Investments .....	1,101	15	1
Telephones .....	129	1	2	Interest on Reserve Account at Treasury.....	113	5	0
Stationery, Stamps, &c. ....	497	5	11				
Travelling and Car Expenses .....	364	1	8				
Audit Fees .....	150	0	0				
Exchange .....	27	14	3				
Insurance .....	2,755	10	3				
Reserve for Recreation Leave .....	315	0	1				
" " Sales .....	200	0	0				
" " Bad and Doubtful Debts .....	117	11	10				
Holiday Pay .....	1,848	6	7				
Depreciation .....	8,927	19	3				
Interest on Overdraft .....	215	7	7				
Balance transferred to Profit and Loss Appropriation Account .....	7,138	3	11				
	£25,042	17	2		£25,042	17	2

## PROFIT AND LOSS APPROPRIATION ACCOUNT, 30th June, 1921.

	£	s.	d.		£	s.	d.
To Interest on Capital .....	4,096	11	4	By Balance transferred from Profit and Loss Account .....	7,138	3	11
Sinking Fund .....	286	3	0				
Bonus—Staff and employees ...	2,816	2	0				
Less—Holiday Pay .....	1,848	6	7				
	967	15	5				
Balance carried to Profit & Loss Accumulated .....	1,787	14	2				
	£7,138	3	11		£7,138	3	11

## PROFIT AND LOSS ACCUMULATED ACCOUNT, at 30th June, 1921.

	£	s.	d.		£	s.	d.
To Adjustments on account of services prior to 30th June, 1920 .....	96	19	11	By Balance at 30th June, 1920 .....	32,779	18	4
Balance carried forward.....	34,470	12	7	Net Profit transferred from Profit and Loss Appropriation Account.....	1,787	14	2
	£34,567	12	6		£34,567	12	6

The operations of this Undertaking are confined to the winning of "blue metal," crushing it into various trade sizes, and transporting the product to market. That the market could have absorbed very much greater production has been evidenced by the outcry of various Councils, as to their inability to obtain supplies from the Undertaking, and demands for Municipal quarries. The complaints are not new.

After allowing increases in wages, the dominating factor in this industry, and in materials, the trading results for this year were unsatisfactory. Rail freights and sea carriage are the next two items, which



which have the greatest bearing on the cost of the product. The product can be sold free on railway, but when carried by sea, it is, as a rule, quoted as free on wharf, Sydney, &c. As will be understood, the sea-carried commodity makes more demands on the efficiency of the management to avoid loss.

Excluding rail freights the expenditure increased from £102,980 17s. 8d. in the previous year to £129,711 16s. 5d.—difference of £26,730 18s. 9d. or 25·95 per cent. for an increased production of 5·8 per cent., whilst the corresponding earnings increased by £23,186 4s. 8d. or 20·07 per cent., being short of the additional expenditure by £3,544 14s. 1d. The two main contributing factors were steam waggons, &c. and sea carriage.

The policy of the supplier transporting metal to the client by steam waggons, &c., was an innovation in the trade by this industry, and the management in entering upon this plan claimed that heavy profits would accrue. The result has been otherwise, but to what extent it is impossible to state accurately as proper data have not been kept. If the trade through keen competition had extended in this direction and necessitated this branch of the activity, the venture could be well understood, but that condition did not prevail and the departure from the custom of placing the onus of cartage on the purchaser has failed to justify itself, as at present conducted.

The financial position of the Undertaking has been strained by the unprofitable accommodation afforded to various clients for metal. Although the main objective of the Undertaking was to supply cheap metal, there was no necessity for giving some Municipalities and Shires cheaper metal and greater benefits than others, to the detriment of the Undertaking. The whole of the profits and reserves have been absorbed in new works, or accommodation to Councils, etc., profitable or otherwise. It is advisable to invest reserves, but the tying up of funds without provision for emergencies must be noticed here.

In previous reports questionable procedure in regard to a certain contract was indicated and the advisableness of suitable action suggested. After certain formalities in respect to the course of action to be pursued were decided, an investigation was commenced, but is understood to be in abeyance.

Working Expenses advanced from £133,496 7s. 3d. last year to £171,001 5s. 6d., an increase of £37,504 18s. 3d., or 28·09 per cent, on an increased production of 5·8 per cent. Quarry Working absorbed 34 per cent., Rail Freights 24·5 per cent., Sea Transport with the attendant stevedoring 21 per cent., and Purchases of Metal 11 per cent., whilst Administration required only 1·39 per cent.

Sales increased from £140,721 5s. 5d. last year to £175,581 11s. 3d., an increase of £34,860 5s. 10d., or 24·77 per cent. as against an advance of 28·09 per cent. in Working Expenses. Other earnings decreased by £900 1s. 8d., solely due to the decrease in freights earned by steamers. Although interest on investments increased by £584 8s. 2d. it reflects the unsatisfactory financial position owing to the unavailableness of funds.

The relation of working expenses to earnings for the last two years is—

Head of Expenditure.	Percentage of Working Expenses to Earnings.			
	1919-20.	1920-21.	Increase	Decrease.
<b>Trading—</b>				
Quarry working and transport.....	30·84	32·25	1·41	.....
Purchase of metal and spalls .....	9·99	10·23	·24	.....
Rail freight .....	21·08	22·94	1·86	.....
Sea freight .....	·88	·41	.....	·47
S.S. "Kiama" .....	3·70	4·92	1·22	.....
S.S. "Kembla" .....	4·56	3·97	.....	·59
Stevedoring .....	7·13	6·49	.....	·64
Steam waggons .....	3·06	4·74	1·68	.....
Administration .....	1·93	1·32	.....	·61
General expenses .....	1·14	1·25	·11	.....
Depreciation .....	5·07	4·96	.....	·11
Insurance .....	1·96	1·53	.....	·43
	91·34	95·01	3·67	.....
Profit.....	8·66	4·99	.....	3·67
	100·00	100·00	.....	.....
<b>Appropriation of Profit—</b>				
Interest on Capital.....	2·76	2·28	.....	·48
Sinking Fund .....	·20	·16	.....	·04
Bonus to employees .....	2·91	1·56	.....	1·35
Net profit .....	2·79	·99	.....	1·80
	8·66	4·99	.....	3·67

The above comparison discloses that Quarry Working increased 1·41 per cent., due in part to the increase in wages, coal, etc., in which there were considerable advances. Railfreights required 1·86 per cent.

more



more owing to the sharp rise in freights and the lesser tonnage carried. Overtime payments and the greater cost of repairs were the chief factors contributing to the increase of  $1\frac{1}{4}$  per cent. for the S.S. "Kiama." The percentage for stevedoring decreased on account of the greater tonnage transported by sea, taken in conjunction with the higher prices realised. The decrease in sea freight was owing to the lesser freightage of the Undertaking's products by a private steamer. Insurance and depreciation decreased sequentially to the increased earnings. Administration decreased in face of the extra living allowance and greater volume of operations.

Trading profit for the year was £8,986 10s. 6d. or 4.99 per cent. of the earnings as against £12,531 4s. 7d. or 8.66 per cent. last year—a decrease of 3.67 per cent. or a relative decrease of over 42 per cent. From the profit, interest on capital, &c., £4,382 14s. 4d., and bonus £2,816 2s., were appropriated, leaving a balance of £1,787 14s. 2d. to be transferred to accumulated profits.

Accumulated profits £34,470 12s. 7d., and reserve for depreciation £46,116 3s. 4d., amounted to £80,586 15s. 11d. or 65.51 per cent. of the capital employed. The whole of the accumulated profits have been disposed of by repaying £10,000 to the Capital and the expenditure of £24,470 12s. 7d. in new works, whilst the reserve for depreciation has been drawn upon to the extent of £2,152 10s. for new works, the balance being tied up in unsatisfactory accommodations to clients and excessive stocks.

During the year no less than £7,396 of the accumulated profits were expended in further outlay on steam and motor waggons—an extraordinary action in view of the unprofitableness of this Branch.

When it is borne in mind that the Port Kembla Quarry, which has furnished the major portion of the Undertaking's accumulated profits, has become more costly to work and gives indications of being a losing proposition, the outlook for the ensuing year is not promising.



# BUILDING CONSTRUCTION BRANCH.

BALANCE-SHEET as at 30th June, 1921.

LIABILITIES.				ASSETS.			
	£	s.	d.		£	s.	d.
<b>Capital Account—</b>				<b>Land</b> .....	2,151	3	0
General Loan Account .....	25,964	1	10	<b>Buildings</b> .....	7,294	11	4
Public Works Fund .....	699	6	8	<b>Machinery and Plant</b> .....	16,014	4	0
Land Valuation .....	848	0	0	<b>Motor Lorries</b> .....	2,813	13	4
Special Deposits Account .....	3,747	14	6	<b>Motor Car</b> .....	540	0	0
	31,259	3	0	<b>Office Furniture and Equipment</b> .....	312	3	9
<b>Less Profits applied to—</b> £ s. d.				<b>Development Expenses</b> .....	2,133	7	7
Reduction of Capital 26,663	8	6			31,259	3	0
New Works .....	3,747	14	6	<b>Less Depreciation</b> .....	21,862	1	1
	30,411	3	0				
			848 0 0	<b>Reserve Account, as per Public</b>			
<b>Sundry Creditors</b> .....			15,712 5 6	Accounts .....	7,692	10	0
<b>Advances against Works in</b>				Interest for 1920-21 .....	366	4	11
<b>Progress</b> .....			49,165 15 0		8,058	14	11
<b>Reserve for Workmen's Compensation</b> .....			1,569 8 1	<b>Less Transfer from Special</b>			
<b>Reserve for Good Conduct Pay</b> .....			1,100 5 2	Deposits Account .....	3,747	14	6
<b>Reserve for Liabilities under</b>							
<b>Contracts</b> .....			2,000 0 0	<b>Special Deposits Account, as per</b>			
<b>Profit and Loss—</b>				Public Accounts .....	25,370	5	8
Profit to 30th June, 1920 .....	51,806	9	0	<b>Less Unrecouped Vouchers</b> .....	12,154	18	7
Profit for year ended 30th June,					13,215	7	1
1921, after providing for				<b>Add Transfer to Capital</b> .....	3,747	14	6
Interest, &c. ....	9,891	16	7	Collections in Transit .....	1,135	9	8
			61,698 5 7				18,098 11 3
				<b>Sundry Debtors</b> .....			27,194 14 10
				<b>Works in Progress</b> .....			69,446 10 2
				<b>Stock</b> .....			3,646 0 9
							£132,093 19 4
			£132,093 19 4				

We have examined the books, accounts, and vouchers of the Building Construction Branch, and hereby certify that the above Balance-sheet exhibits a full and correct statement of the financial affairs of the Undertaking at 30th June, 1921, as disclosed therein.

Department of Audit,  
23rd September, 1921.

F. GRIBBEN.  
R. G. GRAY.

## TRADING ACCOUNT for Twelve Months ended 30th June, 1921.

	£	s.	d.		£	s.	d.
<b>To Works in progress</b> .....	187,826	6	11	<b>By Works completed</b> .....	311,720	7	7
Wages .....	63,235	18	11	Miscellaneous Trading Receipts .....	629	19	7
Material .....	90,044	13	7	Works in Progress .....	69,446	10	2
Maintenance of Plant .....	1,135	9	0				
„ Buildings .....	28	2	7				
Supervising Foremen .....	2,242	18	3				
Expenses—Yard, Store, and Workshops .....	2,418	19	7				
Works Expenses .....	229	14	0				
Electric Power .....	484	16	11				
Motor Lorry Charges .....	1,010	14	5				
Municipal Rates .....	96	17	9				
<b>Gross Profit transferred to Profit and Loss</b>							
Account .....	33,042	5	5				
	£381,796	17	4		£381,796	17	4

## PROFIT AND LOSS ACCOUNT for Twelve Months ended 30th June, 1921.

	£	s.	d.		£	s.	d.
<b>To Management</b> .....	8,205	6	8	<b>By Gross Profit</b> .....	33,042	5	5
Office Expenses .....	567	14	6	Interest on Reserve Investment .....	366	4	11
Rent of Offices .....	349	0	0				
Fire Insurance .....	50	5	2				
Depreciation .....	1,183	4	6				
Holiday and Good Conduct Pay .....	2,874	13	5				
Employers' Liability Insurance .....	890	11	2				
Audit Fees .....	150	0	0				
<b>Balance transferred to Profit and Loss Appropriation Account</b> .....	19,137	14	11				
	£33,408	10	4		£33,408	10	4

## PROFIT AND LOSS APPROPRIATION ACCOUNT, 30th June, 1921.

	£	s.	d.		£	s.	d.
<b>To Reserve for Depreciation of Plant—Maroubra</b>				<b>By Balance transferred from Profit and Loss</b>			
Quarry .....	6,045	5	11	Account .....	19,137	14	11
Reserve for Liabilities under Contracts .....	2,000	0	0				
Bonus to Staff .....	1,200	12	5				
<b>Balance carried to Profit and Loss Accumulated</b>	9,891	16	7				
	£19,137	14	11		£19,137	14	11



## PROFIT AND LOSS ACCUMULATED ACCOUNT, at 30th June, 1921.

	£	s.	d.		£	s.	d.
To Balance carried forward .....	61,698	5	7	By Profit to 30th June, 1920.....	51,806	9	0
				Profit, 1920-21, from Appropriation Account	9,891	16	7
	<u>£61,698</u>	<u>5</u>	<u>7</u>		<u>£61,698</u>	<u>5</u>	<u>7</u>

The Building Construction Branch from the 1st July, 1920, has embraced its former activities and those of the Maroubra Quarry which had hitherto been treated separately.

The financial position of this Undertaking has been such that, at the close of the previous year, it had repaid the whole of its own capital liability of £13,599 18s. 6d. to 30th June, 1920, with the exception of £848 on account of a liability for land, and during this year has repaid the total capital liability, £13,911 10s., of the Marouba Quarry. During the year a fresh capital outlay of £3,747 14s. 6d. for extension of premises, plant, and land was made, but the cost was defrayed from accumulated profits.

As in the last few years this utility has had to tender in the open market for various contracts. Of the actual turnover for the year contracts comprised 89·87 per cent., day labour 4·52 per cent., and jobbing work 5·61 per cent., and of the works in progress at 30th June contracts equalled 37·9 per cent., day labour 60·74 per cent., and jobbing work 1·36 per cent. These figures demonstrate a reversal of policy in vogue several years ago.

Contracts amounting to £238,121 12s. 11d. for works of £1,500 or upwards have been completed during the last five years, and some are in various stages of construction, of which the final results cannot yet be furnished. On the completed contracts profits to the extent of £10,971 9s. 1d. accrued, whereas if the difference between the next tenders to the accepted contracts be taken into account the saving to the State would have been £25,160 13s. 3d. or 10·56 per cent., on the completed contracts.

This year working expenses amounted to £175,199 0s. 5d. as against £159,993 6s. 3d. in the previous year, an increase of 9·5 per cent. Materials absorbed 51·4 per cent., wages 37·37 per cent., general expenses, &c., 4·91 per cent., administration 4·68 per cent., and holiday and good conduct pay 1·64 per cent.

Earnings increased from £175,734 8s. 1d. to £194,336 15s. 4d. or by 10·58 per cent., as against an increased expenditure of 9·5 per cent. Whilst this seems to indicate a relative increase in profit of 1·08 per cent. on expenditure, the result was due to the completion of a large work, which had been in progress for some years, and the inclusion of the final figures in the accounts of this year.

Working expenses, compared with earnings for the last two years, are :—

Head of Expenditure.	Percentage of Working Expenses to Earnings.			
	1919-20.	1920-21.	Increase.	Decrease.
Wages .....	34·68	33·69	.....	·99
Materials .....	46·59	46·33	.....	·26
Administration .....	4·40	4·22	.....	·18
Store—Expenses, &c. ....	·89	1·24	·35	.....
General Expenses .....	1·32	1·20	.....	·12
Holiday Pay .....	1·43	1·48	·05	.....
Depreciation .....	·64	·61	.....	·03
Repairs and Maintenance .....	·42	·60	·18	.....
Electric Power .....	·29	·25	.....	·04
Delivery .....	·38	·52	·14	.....
	91·04	90·14	.....	·90
<b>Trading Profit</b> .....	8·96	9·86	·90	.....
	100·00	100·00	.....	.....

Trading profit this year was £19,137 14s. 11d. or 9·85 per cent. of the earnings, as against £15,741 1s. 10d., or 8·96 per cent. From the profit, Special Reserves £8,045 5s. 11d. and Bonus £1,200 12s. 5d. were appropriated, leaving a balance of £9,891 16s. 7d. to be transferred to Accumulated Profits, which after payment of interest on capital, &c., amount to £61,698 5s. 7d., reserve for depreciation £21,862 1s. 1d., and special reserves £4,669 13s. 3d., in all, £88,229 19s. 11d. If those portions of profits, £26,663 8s. 6d. utilised for repayment of capital and £3,747 14s. 6d. for new works be deducted, then £57,818 16s. 11d. are available as against a capital liability of £848. In addition to the £57,818 16s. 11d. available, is the market value of assets which cost £31,259 3s. The financial position is particularly strong.



# STATE MONIER PIPE AND REINFORCED CONCRETE WORKS.

Balance-Sheet as at 30th June, 1921.

LIABILITIES.				ASSETS.			
	£	s.	d.		£	s.	d.
<b>Capital—</b>				<b>Property Accounts—</b>			
General Loan Account .....	17,449	14	10	Land .....	6,500	0	0
Reserve Account .....	11,652	10	10	Factory Buildings .....	5,428	12	1
Sundry Creditors .....	4,800	0	0	Factory Plant .....	6,477	6	9
Special Deposits .....				Office Furniture .....	325	6	0
£ s. d.				Hume Pipe Plant .....	8,759	1	4
Account.....	4,552	12	2	Patent Rights new Pressure			
Less to be trans- ferred .....	381	8	6	Pipes .....	10,583	3	2
	4,171	3	8		38,073	9	4
	38,073	9	4	Less Depreciation .....	25,804	8	0
Less Profits applied to New Works .....	11,652	10	10				
							12,269 1 4
			26,420 18 6	<b>Cash in hand</b> .....			87 1 1
<b>Working Capital (Expenditure Sus- pense No. 2) .....</b>			10,000 0 0	<b>Deposits on Contracts</b> .....			9 19 0
<b>Sundry Creditors</b> .....			7,440 19 3	<b>Special Deposits Account—</b>			
<b>Profit and Loss Account—</b>				At Treasury, as per Public			
Accumulated to 30th June, 1920	35,849	5	5	Accounts .....	4,633	2	6
Less Adjustments for Services prior to 30th June, 1920 .....	633	19	2	Add Collections in transit ...	1,207	5	8
	35,215	6	3	,, Transfer to Capital .....	4,171	3	8
Profit for Year 1920-21, after provision for Interest and Bonus .....	3,523	11	11		10,011	11	10
			38,738 18 2	Deduct Unrecouped payments	1,477	2	8
							8,534 9 2
				<b>Reserve Account—</b>			
				As per Public Accounts .....	2,050	17	11
				Add Interest .....	97	12	9
							2,148 10 8
				<b>Sundry Debtors</b> .....			21,857 14 4
				<b>Sundry Contracts</b> .....	12,653	10	10
				Less Reserve .....	2,000	0	0
							10,653 10 10
				<b>Stocks</b> .....	32,123	15	3
				Less Reserve .....	5,083	5	9
							27,040 9 6
							£82,600 15 11
							£82,600 15 11

We have examined the Books, Accounts, and Vouchers of the State Monier Pipe and Reinforced Concrete Works, and hereby certify that the above Balance Sheet exhibits a full and correct statement of the financial affairs of the Undertaking as at the 30th June, 1921, as disclosed thereby.

Department of Audit,  
19th July, 1921.

F. GRIBBEN.  
R. G. GRAY.

## FACTORY TRADING ACCOUNT for Year ended 30th June, 1921.

	£	s.	d.		£	s.	d.
To Value of Stock at 1st July, 1920 .....	24,228	2	10	By Sales .....	49,010	15	0
Purchases .....	34,064	9	1	Rent .....		2	14 0
Wages .....	6,641	6	11	Stocks .....	32,073	15	3
Repairs—Buildings and Plant .....	356	19	6				
Expenses .....	5,032	10	1				
Balance, being Gross Profit .....	10,763	15	10				
	£81,087	4	3				
							£81,087 4 3

## PROFIT AND LOSS ACCOUNT for Year ended 30th June, 1921.

	£	s.	d.		£	s.	d.
To Administration Expenses .....	2,261	6	11	By Gross Profits—			
General Expenses .....	467	15	2	Factory .....	10,763	15	10
Advertising .....	95	2	0	Contracts .....	2,586	11	3
Discounts .....	165	9	1				13,350 7 1
Reserves for Renewals .....	1,988	5	6	Interest .....			894 4 0
Interest on Overdraft .....	299	4	6	Interest on Reserve at Treasury .....			652 7 10
Balance transferred to Profit and Loss Appo- riation Account .....	9,619	15	9				
	£14,896	18	11				£14,896 18 11



## PROFIT AND LOSS APPROPRIATION ACCOUNT, 30th June, 1921.

	£	s.	d.		£	s.	d.
To Reserve for Investigating or Purchasing new Methods of Manufacture .....	500	0	0	By Balance transferred from Profit and Loss Account.....	9,619	15	9
Reserve for Renewals, Factory Buildings .....	200	0	0				
„ „ Hume Plant .....	300	0	0				
„ „ General Plant .....	115	0	0				
„ „ Liability on Contracts .....	1,500	0	0				
Interest due on Loan Capital .....	1,499	1	6				
Sinking Fund Contribution .....	58	3	4				
Bonus to Staff and Employees.....	1,923	19	0				
Balance carried forward .....	3,523	11	11				
	£9,619	15	9		£9,619	15	9

## PROFIT AND LOSS ACCUMULATED ACCOUNT, at 30th June, 1921.

	£	s.	d.		£	s.	d.
To Adjustments for Services prior to 30th June, 1920 .....	633	19	2	By Balance brought forward.....	35,849	5	5
Balance carried forward .....	38,738	18	2	Balance from Appropriation Account .....	3,523	11	11
	£39,372	17	4		£39,372	17	4

Steady trading has characterised this Undertaking. Eliminating profits gained by the sale of stocks, purchased in a favourable market, it is found that an even ratio of profit has been maintained and that, when materials increased in price, only the extra cost of such has been passed on to the customer, who therefore benefited slightly, as the overhead charges were relatively reduced by increased turnover.

The operations are divided into two sections (a) manufacturing monier pipes, septic tanks, &c., and (b) contracting for re-inforced concrete bridges, culverts, water supplies, and sewerage services, &c. Each section is treated as a distinct activity. In regard to the manufactured articles the Undertaking has outside competition, but owing to the price and quality of the product it is recognised as holding the premier position. On the other hand all contracts are obtained by tender, and various contracts for bridges, water supplies, and sewerage services have been gained in competition with wood, &c., for bridges and iron or steel pipes for water supplies, &c.

Working expenses increased from £29,079 12s. 8d. last year to £52,852 11s. 1d. this year, or by 81·75 per cent. Every item with the exception of general expenses has increased—thus materials rose from £15,041 12s. 4d. last year to £35,544 11s. 5d. or by 136 per cent., and wages by 46 per cent. Interest on Overdraft, £299, is more than offset by the increase of £408 in interest earned.

Earnings increased from £39,572 17s. 4d. in the previous year to £62,472 6s. 10d. this year, or by 57·86 per cent., as against an increased expenditure of 81·75 per cent. Gross profits from Factory Trading were £10,763 15s. 10d., as against £10,556 9s. 4d. last year. To have gained on the increased output a similar amount of profit to that of the previous year whilst levying a decreased cost on wages and materials, considerable savings must have been effected. Those savings are attributable to the economical results of the new method of manufacture adopted during the last few years—the Hume Process—and to close supervision.

Gross profits on contracts were £2,586 11s. 3d., as against £3,316 7s. 3d. in the previous year.

The relation of factory expenses and gross profits to factory earnings for the last two years is:—

Item of Cost.	1919-20.		1920-21.	
	Amount.	Percentage Cost.	Amount.	Percentage Cost.
	£ s. d.		£ s. d.	
Materials .....	15,041 12 4	42·83	35,544 11 5	60·93
Wages .....	4,542 3 0	12·93	6,641 6 11	11·38
Trade Expenses and Repairs .....	4,977 14 7	14·18	5,389 9 7	9·24
Gross Profit, Manufacturing .....	10,556 9 4	30·06	10,763 15 10	18·45
	£ 35,117 19 3	100·00	58,339 3 9	100·00



## TOTAL Working Cost to Total Earnings.

Item.	1919-20.		1920-21.	
	Amount.	Percentage Cost.	Amount.	Percentage Cost.
	£ s. d.		£ s. d.	
Factory Working Expenses .....	24,561 9 11	62·07	47,575 7 11	76·15
Administration .....	1,846 6 6	4·67	2,261 6 11	3·62
General Expenses .....	820 6 8	2·07	728 6 3	1·17
Reserves for Renewals .....	1,851 9 7	4·68	1,988 5 6	3·18
Interest on Overdraft .....	.....	.....	299 4 6	·48
Trading Profit .....	10,493 4 8	26·51	9,619 15 9	15·40
	£ 39,572 17 4	100·00	62,472 6 10	100·00

Trading profit was £9,619 15s. 9d., or 15·40 per cent. of the earnings, as against £10,493 4s. 8d. last year, or 26·51 per cent.—a decrease of over 11 per cent. From the profit, Interest on Capital, &c., £1,557 4s. 10d., Reserves for various purposes, £2,615, and Bonus for staff and employees, £1,923 19s., were appropriated, leaving a balance of £3,523 11s. 11d. to be carried to Accumulated Profits, now £38,738 18s. 2d., or £665 8s. 10d. more than the capital employed. From the profits £11,652 10s. have been withdrawn and expended on new works, whilst a further sum of £4,171 3s. 8d. is to be withdrawn to cover further expenditure on new works, which have been charged to Working Expenses.

Reserves for Depreciation and other purposes were £32,887 13s. 9d., which, added to Accumulated Profits, amount to £71,626 11s. 11d., as against the fixed and working capital of £48,073 9s. 4d. employed, or 149 per cent. The accumulated profits and reserves were equivalent to nearly 200 per cent. of the capital liability.

The Undertaking has proved an excellent investment, and is in an exceptionally strong financial position, having cash £10,779 19s. 11d., and realisable assets of £83,100 19s.; in all £93,880 18s. 11d., to meet an actual capital liability of £26,420 18s. 6d. The success achieved has been due to systematic organisation and efficient management.







## PROFIT AND LOSS ACCOUNT for Year ended 30th June, 1921.

	£	s.	d.	£	s.	d.		£	s.	d.
To Interest on Overdraft .....	16	1	4				By <b>Gross Profits</b> from Trading Account .....	2,211	16	2
Administration .....	674	4	0				Rents .....	26	0	0
General Expenses .....	187	13	1				Sales of Assets .....	1	0	10
Printing, Stationery, Stamps .....	42	9	10				Sundry Sales .....	19	14	0
Telephones .....	29	8	5				Interest on Reserve .....	21	1	0
Insurance .....	55	8	7							
Rates and Taxes .....	59	3	6							
Audit Fees .....	50	0	0							
				1,114	8	9				
<b>Balance</b> carried down .....				1,165	3	3				
				<u>£2,279</u>	<u>12</u>	<u>0</u>				
								<u>£2,279</u>	<u>12</u>	<u>0</u>

## PROFIT AND LOSS APPROPRIATION ACCOUNT, 30th June, 1921.

	£	s.	d.		£	s.	d.
To Interest on Capital .....	498	5	1	By <b>Balance</b> brought down .....	1,165	3	3
Sinking Fund .....	34	17	9				
Bonus .....	29	2	7				
<b>Balance</b> carried to Profit and Loss Accumulated Account .....	602	17	10				
	<u>£1,165</u>	<u>3</u>	<u>3</u>				
					<u>£1,165</u>	<u>3</u>	<u>3</u>

## PROFIT AND LOSS ACCUMULATED ACCOUNT at 30th June, 1921.

	£	s.	d.		£	s.	d.
To Sundry Adjustments for services prior to 30th June, 1920 .....	195	12	6	By <b>Accumulated Profit</b> at 30th June, 1920 .....	10,401	4	7
Recreation Leave Reserve .....	76	12	0	Adjustments for services prior to 30th June, 1920 .....	33	6	7
<b>Balance</b> carried forward .....	10,765	4	6	<b>Balance</b> from Appropriation Account .....	602	17	10
	<u>£11,037</u>	<u>9</u>	<u>0</u>		<u>£11,037</u>	<u>9</u>	<u>0</u>

The operations were entirely confined to breadmaking, the manufacture of pastry having ceased towards the close of the previous year for reasons given in the previous report. As a result of the policy adopted in regard to Market Depôts, and a contract with another part of the Public Service outside of Government institutions, the output was considerably increased, *i.e.*, 16 per cent. It has been represented that the factory has outgrown its usefulness, and is not up to modern requirements, the plant being now practically obsolete and the accommodation unsuitable, thereby restricting output and tending to burden cost. The management has to contend against these difficulties, and with a limitation of selling prices fixed below the proclaimed wholesale price.

The success achieved by the Undertaking, handicapped as it has been, would justify a forecast that given a modern bakehouse in a suitable central position, equipped with up-to-date labour-saving machinery, a highly satisfactory result would follow as to output and cost. If the Undertaking were permitted to charge market rates and accrue the profits for its own benefit, and not for the advantage of the various Government institutions, as at present prevails, its success would be patent.

A gristing plant ensuring a certainty of supplies, not only to this activity but also to the various Government institutions, would be beneficial, and lessen the cost of the first essential. The by-products of the mill could easily be placed amongst the various institutions or sold to the general public as desired.

Bread turnover increased from £23,221 2s. 6d. in the previous year to £34,809 1s. 4d., or 49.9 per cent., which was accounted for by the increased production of 16 per cent., and the increased average selling price of 5.1058d. per 2-lb. loaf as against 4.164d. the previous year. The average selling price realised over all sales during the year was 5.1058d., and the average realised on the prices permitted to be charged to the various Government institutions was 5.077d., whilst the proclaimed wholesale prices were 5½d. in the first half and 5¾d. in the latter half of the year, or an average of 5.625d.—a disparity of .52d. on every 2-lb. loaf to the detriment of the Undertaking.

In speaking of the proclaimed wholesale price it must be borne in mind that the sales under those conditions are generally local, and must be to a retailer, who in turn sells to the public at an enhanced price, whereas the Undertaking has no intermediary, except in the case of the Market Depôt, but sells and delivers to each gross customer. In regard to the Market Depôts, the Undertaking delivers and sells at 5½d. per 2-lb. loaf, with the stipulation that no more than 5½d. shall be charged to the public. Whereas wholesale sales by outside competitors are within a comparatively restricted field, those by the Undertaking are over widely distant areas, entailing heavy cost of transport by motor-waggons,

When



When it is realised that this State activity, housed in an obsolete factory, paying the same prices for flour and more than award wages, not being paid cash by the customer, but having to book and wait considerable periods for payment, can sell, at considerable profit, bread at an average price of 5·105d. per 2-lb. loaf, it is difficult to explain why private enterprise, with professedly greater efficiency, should have required an average wholesale price of 5·625d. per 2-lb. loaf during the year, and a recent further increase to 5·875d., or over 3d. per loaf more.

The proclaimed prices ruling during the year for 2-lb. loaf were :—

	July to December, 1920.	January to June, 1921.	Average.
	d.	d.	d.
Wholesale .....	5·5	5·75	5·625
At Shops .....	6	6·25	6·125
Delivered and paid for within 7 days .....	6·25	6·5	6·375
"    and booked .....	6·5	6·75	6·625
Outlying places .....	6·75	7	6·875

Whereas the price permitted to be charged by the Bakery at 30th June was :—

Delivered and booked ... .. 5·5d. per 2-lb. loaf.

During the year the average selling price was :—

Delivered and booked ... .. 5·105d. per 2-lb. loaf.

Comparative Statement of the average Proclaimed and State Bakery prices :—

	Average Price.		Excess.	
	Proclaimed.	State Bakery.	Amount.	Percentage.
	d.	d.	d.	d.
Wholesale .....	5·625	5·105	·52	10·18
At Shops .....	6·125	5·105	1·02	19·98
Delivered and paid for within 7 days .....	6·375	5·105	1·27	24·87
"    and booked .....	6·625	5·105	1·52	29·77
Outlying places .....	6·875	5·105	1·77	34·67

Working expenses increased from £30,750 11s. in the previous year, which included Pastrymaking, to £33,686 2s. 1d. this year for Breadmaking only, or 9·55 per cent. If the expenses for Bread Trading of the two years be compared, an increase of 53·88 per cent. will be noted, i.e., £21,183 2s. 2d. in 1919-20 as against £32,597 5s. 2d. for this year, the principal factor being the great advance in the price of flour. As against this increase of 53·88 per cent. in expenses, turnover increased only 49·9 per cent., which is indicative of the insufficiency of the prices permitted to be charged. Wages and materials for production consumed 84·29 per cent. of the total expense, whilst administration was responsible for the small percentage of 2·23.

The comparison of working expenses to earnings for the last two years is—

Head of Expenditure.	Percentage of Working Expenses to Earnings.			
	1919-20.	1920-21.	Increase.	Decrease.
Bread Department Trading—				
Flour .....	62·54	67·71	5·17	.....
General Stores .....	3·41	3·65	·24	.....
Fuel, Power, and Light, &c. ....	3·02	2·96	.....	·06
Wages .....	12·96	10·21	.....	2·75
Supervision .....	·43	·29	.....	·14
Depreciation .....	2·26	2·60	·34	.....
Plant, &c., repairs .....	1·37	·76	.....	·61
Stores, &c., Motor Vehicles .....	5·23	5·47	·24	.....
	91·22	93·65	2·43	.....
Gross Profit .....	8·78	6·35	.....	2·43
	100·00	100·00	.....	.....
Bread Trading .....	67·60	93·46	25·86	.....
Pastry Trading .....	27·35	.....	.....	27·35
Administration .....	1·67	1·86	·19	.....
General Expenses .....	1·51	1·26	.....	·25
	98·13	96·58	.....	1·55
Trading Profit .....	1·87	3·42	1·55	.....
	100·00	100·00	.....	.....



The above comparison shows that flour absorbed 5·17 per cent. more of the earnings owing to the sharp rise in price. Wages decreased as a result of the greater output and labour efficiency. As the Pastry Department was closed down this year, Breadmaking had in consequence to bear the whole depreciation, hence the increase. Motor Van Stores, &c., were affected in the same manner. Trading profit was equivalent to only 3·42 per cent. of the earnings, and clearly indicated that the Undertaking is not being worked as a commercial proposition, but only for the benefit of the various Government Institutions. Had the management been permitted to charge even the proclaimed wholesale price the profit would have been increased by £3,365, which represents the savings to the various institutions. The cost of motor transport to the widely-scattered customers required no less than 5·47 per cent of the earnings.

Trading profit for this year without the encumbrance of the Pastry Department was £1,165 3s. 3d. or 5·88 per cent., as against £585 6s. 2d. for the previous year, or 2·95 per cent. on the capital employed.

Accumulated profits £10,765 4s. 6d. and Reserve for Depreciation £7,200 17s. 11d, aggregating £17,966 2s. 5d., are equivalent to 90·72 per cent. of the capital employed, of which £5,000 have been repaid and £4,337 1s. 4d. expended from the Reserve Account funded from Profits.

The Undertaking is in a sound financial position, inasmuch as were it contemplated to close the present factory and establish a modern one, there are assets which cost £21,735 4s. 4d., and have a considerable realisable value to off-set a net liability of £3,769 1s. 11d. The position indicates that not only would the Undertaking be enabled to repay the whole capital cost, but would have an appreciable sum in excess, irrespective of the many thousands of pounds' savings to the various institutions.



## STATE MOTOR GARAGE.

BALANCE-SHEET as at 30th June, 1921.

LIABILITIES.				ASSETS.						
Capital—	£	s.	d.	£	s.	d.	£	s.	d.	
Land ( <i>Valuation only</i> ) .....	1,000	0	0	Land .....	1,000	0	0			
General Loan Account .....	3,387	12	5	Building .....	4,777	8	8			
Public Works Fund.....	2,670	18	3	Plant, Machinery, and Tools .....	2,625	2	5			
Consolidated Revenue Account..	1,202	0	10	Office Furniture .....	80	1	0			
Special Deposits Account ( <i>to be Transferred</i> ).....	225	7	2	Shop Fittings .....	3	6	7			
			8,485		8,485	18	8			
				Less Depreciation .....	2,747	10	3	5,738	8	5
Sundry Creditors—				Cash in Hand.....			25	1	8	
Trade.....	1,317	14	0	Special Deposits Account—						
Colonial Treasurer .....	438	18	9	As per Public Accounts.....	3,944	3	0			
			1,756	Collections in Transit.....	57	6	5			
Bonus .....	938	2	0	Transfer to Capital.....	225	7	2			
Less—Holidays .....	245	18	5		4,226	16	7			
			692	Less Unrecouped payments .....	2,287	11	3	1,939	5	4
Accrued Wages, &c. ....			345	Sundry Debtors .....			8,080	4	6	
Reserve for Federal Award .....			234	Works in Progress .....			373	3	4	
Reserve for Doubtful Debts .....			122	Prepayments .....			23	10	7	
Reserve for Recreation Leave ...			162							
Profit and Loss Account—				Stocks on hand—						
Balance as at 30th June, 1920 ...	6,419	12	8	Stores and Materials .....	3,516	2	0			
Net Profit for Year 1920–21 after provision for Interest, and Bonus .....	2,044	2	0	Stationery and Stamps .....	90	7	7			
			8,463	Hire Cars .....	288	3	9			
				Loose Tools .....	188	16	9	4,083	10	1
			£20,263					£20,263	3	11
			3							
			11							

We have examined the Books, Accounts, and Vouchers of the State Motor Garage, and hereby certify that the above Balance-sheet exhibits a full and correct statement of the financial affairs of the Undertaking at the 30th June, 1921, as disclosed thereby.

Department of Audit,  
23rd August, 1921.

F. GRIBBEN.  
R. G. GRAY.

## TRADING ACCOUNT for Year ended 30th June, 1921.

To	£	s.	d.	By	£	s.	d.
Stock on hand .....	4,688	11	2	Sales .....	29,473	1	5
Purchases .....	14,641	16	1	Inspection Fees .....	72	3	1
Wages .....	7,887	4	0	Earnings of Hire Cars .....	1,243	7	4
Depreciation .....	309	0	11	Incomplete Jobs .....	373	3	4
Sundry Trade Expenses .....	914	19	0	Stock on hand .....	3,516	2	0
Repairs and Maintenance .....	190	9	3				
Hire Cars, Maintenance and Depreciation .....	1,053	4	5				
Gross Profit, transferred to Profit and Loss Account .....	4,992	12	4				
	£34,677	17	2		£34,677	17	2

## PROFIT AND LOSS ACCOUNT for Year ended 30th June, 1921.

To	£	s.	d.	By	£	s.	d.
Administration .....	1,139	10	8	Gross Profit from Trading Account .....	4,992	12	4
General Expenses .....	14	16	9	Discount .....	62	4	7
Stationery and Stamps .....	115	9	6				
Depreciation, Office Furniture .....	8	0	0				
Insurance .....	138	3	4				
Audit Fees .....	50	0	0				
Interest on Overdraft .....	29	0	3				
Reserve for Recreation Leave .....	50	16	2				
Technical College Fees .....	1	5	0				
Reserve for Doubtful Debts .....	122	18	0				
Balance transferred to Profit and Loss Appropriation Account .....	3,384	17	3				
	£5,054	16	11		£5,054	16	11



## PROFIT AND LOSS APPROPRIATION ACCOUNT, 30th June, 1921.

	£	s.	d.		£	s.	d.
To Interest on Capital .....	398	12	8	By Balance transferred from Profit and Loss			
Sinking Fund Contribution .....	11	5	10	Account.....	3,384	17	3
Bonus to Staff and Employees .....	930	16	9				
Balance carried to Profit and Loss Accumulated							
Account.....	2,044	2	0				
	<u>£3,384</u>	<u>17</u>	<u>3</u>				
					<u>£3,384</u>	<u>17</u>	<u>3</u>

## PROFIT AND LOSS ACCUMULATED ACCOUNT at 30th June, 1921.

	£	s.	d.		£	s.	d.
To Balance carried forward at 30th June, 1921.....	8,463	14	8	By Balance brought forward at 1st July, 1920 ...	6,419	12	8
				Balance from Profit and Loss Appropriation			
				Account, 1920-21 .....	2,044	2	0
	<u>£8,463</u>	<u>14</u>	<u>8</u>				
					<u>£8,463</u>	<u>14</u>	<u>8</u>

The effect of the Central Garage, which is not an Industrial Undertaking, upon the State Motor Garage with the attendant overlapping of maintenance has been pointed out in the three previous reports. The position has been aggravated this year by further detachment of business from the State to the Central Garage. The second establishment defeats the objectives of the State Motor Garage, *i.e.*, economy, efficiency, and proper supervision of all motor vehicles owned by the State in the Metropolitan Area.

Ostensibly on the grounds that work is not satisfactory, some officials direct that repair work be given to outside competitors without regard to supervision providing for satisfactory performance. That the Undertaking carries out first-class work at reasonable rates is evidenced by the continued confidence of the general public which provided no less than 43 per cent. of the workshop trading. That factor and capable management saved the Undertaking from being a losing proposition during the year. Investigations have proved that charges as to inefficient workmanship have been without foundation.

A State Garage, which is not permitted to even tender in open competition, and the practice of officials who cannot claim to be mechanical experts to make bald general statements as to alleged inefficient repairs, and of overcharging, without giving the management the opportunity to explain, or investigate the charges, are anomalies, which need alteration.

In regard to motor stores for the Public Service it is understood that, for the current year, it is proposed to entrust their purchase to the Undertaking. It is difficult to understand why that course was not previously pursued as such has been insistently advocated with adequate reasons in former reports and also by the management.

Working Expenses increased from £25,803 10s. 5d. last year to £27,776 17s. 11d. this year, or by 7·65 per cent., whilst earnings increased 7·49 per cent. Wages absorbed 28·64 per cent., materials 56·71 per cent., general expenses 9·41 per cent., depreciation, 1·14 per cent., and administration 4·10 per cent. In comparison to the previous year wages showed a marked increase and materials a corresponding decrease. General Expenses were more than doubled, due to provision being made for contingent liabilities, doubtful debts, and accrued recreation leave. Other items were practically normal.

Earnings increased from £28,988 10s. 6d. last year to £31,161 15s. 2d. this year, or by 7·49 per cent., as against an increased expense of 7·65 per cent., thus causing a relative loss of 13 per cent. compared with the previous profit. The good prices obtained for private jobs enabled the Governmental work to be carried out at less oncost, but the bulk of profit accrued from the sale of stores which had been advantageously purchased.

The revenue derived from Departmental Hire Cars, although still profitable, showed a reduction on the previous year through the various Departments not making full use of the utility. Undoubtedly, with Departmental co-operation, this feature could be developed to advantage and would result in appreciable savings to the Government, especially were all Departmental cars placed under a single control, and efficiently worked under such a system.

The



The relation of working expenses to earnings for the last two years is —

	1919-20.	1920-21.	Increase, 1920-21.	Decrease, 1920-21.
Wages .....	20.68	25.52	4.84	.....
Materials .....	55.22	50.55	.....	4.67
Trade expenses and repairs .....	3.27	3.55	.28	.....
Salaries .....	3.69	3.66	.....	.03
General expenses .....	.74	1.46	.72	.....
Hire cars—maintenance and depreciation .....	4.34	3.38	.....	.96
Depreciation—general .....	1.07	1.02	.....	.05
<b>Trading Profit</b> .....	89.01 10.99	89.14 10.86	.13 .....	..... .13
	100.00	100.00	.....	.....

Trading profits for the year was £3,384 17s. 3d., or 10.86 per cent. of the earnings, as against £3,185 0s. 1d., or 10.99 per cent. for the previous year. From the profit, Interest on Capital, &c., £409 18s. 6d., and Bonus, £930 16s. 9d., were appropriated, leaving a balance of £2,044 2s. to be transferred to Accumulated Profits. The bonus, which was equivalent to 3 per cent. of the earnings, was distributed amongst the employees in lieu of Holiday Pay, the staff participating in a minor degree.

Accumulated Profits, after provision for Interest on Capital, &c., at the 30th June, £8,463 14s. 8d.; and Reserve for Depreciation £2,747 10s. 3d., aggregate £11,211 4s. 11d., against a capital liability of £8,485 18s. 8d., or 132.11 per cent. thereon. This position has been reached as a result of seven years trading; and is practically due to the judgment exercised by the present management in the purchase of stores, while overloading of costs in repairs has been avoided.



## STATE SAWMILLS—Craven and Gloucester, &amp;c.

BALANCE-SHEET as at 30th June, 1921.

LIABILITIES.				ASSETS.			
	£	s.	d.		£	s.	d.
<b>Capital—</b>				<b>Craven—</b>			
General Loan Account .....	30,550	9	3	Mill Building .....	3,970	9	1
Public Works Fund .....	24,822	17	2	Plant and Machinery .....	5,001	0	1
Consolidated Revenue Fund .....	690	0	5	Railway Siding .....	440	9	8
Unrecouped Vouchers .....	309	7	5	Dams .....	220	0	0
Sundry Creditors .....	2,278	11	5	Workmen's Cottages .....	4,566	16	11
	58,651	5	8	Electric Light Plant .....	372	6	4
<b>Less—</b>				Railway Rolling Stock and Plant..	3,770	15	7
Sundry Debtors .....	1,105	0	0	Land .....	156	5	3
Transferred to Special				Grocery Plant .....	54	13	0
Deposits Account...	110	2	7	<b>Gloucester—</b>			
	1,215	2	7	Land .....	320	0	0
	57,436	3	1	Mill Buildings .....	750	4	5
<b>Unrecouped Vouchers..</b>	9,836	19	11	Plant and Machinery .....	1,903	2	0
<b>Less—</b>				Rolling Plant—Horses, &c. ....	9,484	3	5
Special Deposits Ac-				Office Furniture .....	123	4	10
count, as per Public				Motor Cycle .....	73	0	0
Accounts .....	168	16	8	<b>Railway into Forest.....</b>	23,605	1	3
Transferred from				<b>Stock—Timber.....</b>	2,624	11	3
Capital .....	110	2	7		57,436	3	1
	58	14	1	<b>Less—</b>			
<b>Add—</b>				Depreciation .....	5,557	8	11
Collections in Transit	644	6	5		51,878	14	2
Transferred to Capital	309	7	5		20	0	0
	1,012	7	11	<b>Cash in Hand .....</b>			
	8,824	12	0	<b>Sundry Debtors .....</b>	19,436	8	4
<b>Sundry Creditors .....</b>	9,020	16	1	<b>Less—</b>			
<b>Less—Transferred to Capital .....</b>	2,278	11	5	Transferred to Capital .....	1,105	0	0
	6,742	4	8		18,331	8	4
<b>Accrued Wages .....</b>				<b>Prepayments .....</b>			
<b>Reserve for Recreation Leave .....</b>					197	8	6
<b>Profit and Loss Account—</b>				<b>Rents Accrued .....</b>			
Accumulated to 30th June, 1920	9,437	19	11		25	8	11
<b>Less—Adjustments for Services</b>				<b>Stocks on Hand .....</b>	14,860	16	0
prior to 30th June, 1920 .....	807	5	7	<b>Less—</b>			
	8,630	14	4	Purchased from Capital.....	2,624	11	3
<b>Net Profit for year 1920–21 after</b>					12,236	4	9
provision for Interest, &c. ....	287	15	7		£82,689	4	8
	8,918	9	11				
	£82,689	4	8				

We have examined the Books, Accounts, and Vouchers of the State Sawmills, Craven and Gloucester, and hereby certify that the above Balance-sheet exhibits a full and correct statement of the financial affairs of the Undertaking at the 30th June, 1921, as disclosed therein.

Department of Audit,

26th September, 1921.

F. GRIBBEN.  
R. G. GRAY.

## TIMBER TRADING ACCOUNT for Year ended 30th June, 1921.

	£	s.	d.		£	s.	d.
To Stock on hand 1st July, 1920.....	4,535	17	8	By Sales .....	54,736	2	10
Purchases .....	33,489	0	0	Rents .....	340	10	10
Mill Wages .....	14,609	6	1	Stock .....	13,453	7	4
Repairs and Maintenance—							
Mills .....	988	13	3				
Teams .....	4,794	18	6				
Locomotives .....	263	2	6				
Railway .....	101	2	4				
Motor Cycle .....	14	0	3				
Workmen's Cottages .....	8	0	9				
	6,169	17	7				
Rents .....	101	18	8				
<b>Gross Profit transferred to Profit and Loss</b>							
<b>Account .....</b>	9,624	1	0				
	£68,530	1	0				

## GROCERY TRADING ACCOUNT for Four Months ended 30th June, 1921.

	£	s.	d.		£	s.	d.
To Purchases.....	1,495	4	5	By Sales .....	934	6	10
Wages .....	14	11	8	Stock .....	672	8	3
Rent .....	17	15	0				
<b>Gross Profit transferred to Profit and Loss</b>							
<b>Account .....</b>	79	4	0				
	£1,606	15	1				



PROFIT AND LOSS ACCOUNT for Year ended 30th June, 1921.

	£	s.	d.		£	s.	d.
To Administration .....	1,906	6	1	By Gross Profit—			
Advertising .....	70	7	0	Transferred from Timber Trading Account ...	9,624	1	0
Discount .....	106	14	5	"      "      Grocery      "      ...	79	4	0
Commission .....	128	12	1	Interest earned .....	124	12	1
Exchange .....	46	17	9				
General Expenses .....	110	2	4				
Postage, Telegrams, &c. ....	249	5	4				
Printing and Stationery .....	146	9	11				
Insurance .....	568	4	3				
Rent, Rates, and Taxes .....	62	5	7				
Depreciation .....	2,453	15	2				
Travelling Expenses .....	626	5	4				
Interest on Overdraft .....	111	1	10				
Audit Fees .....	100	0	0				
Bad Debts .....	29	4	3				
Accrued Leave Reserve .....	79	18	10				
Balance transferred to Profit and Loss Appropriation Account .....	3,032	6	11				
	<u>£9,827</u>	<u>17</u>	<u>1</u>				
					<u>£9,827</u>	<u>17</u>	<u>1</u>

PROFIT AND LOSS APPROPRIATION ACCOUNT, 30th June, 1921.

	£	s.	d.		£	s.	d.
To Interest on Capital .....	2,642	14	8	By Balance transferred from Profit and Loss			
Sinking Fund Contribution .....	101	16	8	Account .....	3,032	6	11
Balance transferred to Profit and Loss Accumulated .....	287	15	7				
	<u>£3,032</u>	<u>6</u>	<u>11</u>				
					<u>£3,032</u>	<u>6</u>	<u>11</u>

PROFIT AND LOSS ACCUMULATED ACCOUNT at 30th June, 1921.

	£	s.	d.		£	s.	d.
To Adjustments for Services prior to 30th June, 1920 .....	807	5	7	By Balance brought forward, 1st July, 1920 .....	9,437	19	11
Balance carried forward .....	8,918	9	11	Balance transferred from Appropriation Account .....	287	15	7
	<u>£9,725</u>	<u>15</u>	<u>6</u>				
					<u>£9,725</u>	<u>15</u>	<u>6</u>

The district in which this Undertaking is established passed through an almost unprecedented drought for nearly half the year, and subsequently experienced exceptionally heavy rain for several months. Consequently the management has passed through a trying ordeal, having to severely curtail operations on the Undertaking's own timber reserves, and to incur heavy expenses in obtaining supplies elsewhere.

The drought affected the operations in several ways. In the first place, it became imperative to hand-feed the numerous teams of bullocks retained for haulage, and eventually forced the management to despatch them to another district in order to recuperate. As a result, haulage to the Undertaking's Forest Railway was impossible, which in turn prevented the utilisation of the railway except to a very limited extent. The later rains made it almost impracticable for bullocks to haul logs in the forest to the railway, which again was practically idle.

As several large contracts had been entered into, the management was compelled to purchase logs at a very much increased cost from another district and rail them to the mills.

Another drawback was that the state of the market in regard to oversea timbers caused the prices to enter into serious competition with those for local timbers.

Working Expenses advanced from £49,506 11s. 1d. last year to £57,625 4s. 11d. this year, an increase of £8,118 13s. 10d., or 16·4 per cent., of which 90 per cent. is solely attributable to the extra expense incurred by reason of the adverse seasons. Actual purchases during the year increased from £27,427 12s. 6d. in the previous year to £33,489, a difference of £6,061 7s. 6d., of which £1,495 4s. 5d. represented grocery, &c., purchases for employees—a new venture—and the balance attributable to the compulsory purchase of logs at an enhanced price to fulfil contracts. Over 2½ million superficial feet had to be purchased at a cost of almost 42 per cent. in excess of the cost to deliver logs at the mills from the activity's forest reserve.

As the employees of the Craven Mills were unable to purchase locally to their satisfaction, the management in order to supply their needs, embarked upon a new and necessary venture, a grocery, &c., store, and the results of the four months trading have been profitable both to the Undertaking and the employees; goods being sold at a small on-cost.

Sales



Sales increased from £53,985 18s. 6d. last year to £55,670 9s. 8d., an increase of 3·12 per cent., whilst the expenditure increased by 16·4 per cent. Included in the sales are £934 6s. 10d. for four months' trading in the new venture—Grocery, &c., Store.

The relation of working expenses to earnings on trading for the two periods is —

Head of Expenditure.	Percentage of Working Expenses to Earnings.			
	1919-20.	1920-21.	Increase.	Decrease.
Purchases .....	47·25	49·32	2·07	.....
Wages .....	21·08	24·11	3·03	.....
Maintenance and Haulage.....	10·31	10·34	·03	.....
Administration.....	2·96	3·14	·18	.....
General Expenses .....	3·78	4·04	·26	.....
Depreciation .....	4·19	4·05	.....	·14
<hr/>				
Trading Profit .....	89·57	95·00	5·43	.....
	10·43	5·00	.....	5·43
<hr/>				
	100·00	100·00	.....	.....

The above table does not reveal a true comparison on account of the intrusion of the grocery trading in this year's figures. Purchases required over 2 per cent. more of the earnings than last year, mainly owing to the compulsory purchase at increased cost previously alluded to. Wages increased over 3 per cent. due to the Federal Wages Award, and overtime, the mills only working the shortened period—44 hours for day work and 40 hours for night work. Maintenance and haulage, which should have exhibited a marked reduction this year, increased slightly owing to the hand-feeding of teams caused by the drought. These three items (purchases, wages and haulage) equalled 88 per cent. of the total expenses.

Administration exhibited a slight increase, due to the granting of the living allowance. General expenses also showed a slight increase, as most of the items comprising this heading had an upward tendency, especially travelling expenses, which were necessary in order to secure supplies of timber.

Trading profit this year was £3,032 6s. 11d., or 5 per cent. of the earnings, as against £5,762 19s. 5d. last year, or 10·43 per cent.—a decrease of 5·43 per cent. Had it not been for the unprecedentedly adverse seasons experienced this year, which imposed extra and unusual expense of over £7,000, the profit would no doubt have exceeded that of the last or previous years. From the profit of £3,032 6s. 11d., Interest on Capital, &c., £2,744 11s. 4d. was appropriated, leaving a balance of £287 15s. 7d. to be transferred to Accumulated Profits.

Accumulated Profits amounted to 8,918 9s. 11d., and Reserve for Depreciation £5,557 8s. 11d., in all £14,475 18s. 10d., or 24·77 per cent. of the capital employed.

Savings effected, which would amount to a considerable sum, should also be taken into account. A specific instance may be quoted in the contract with the Railway Commissioners for the supply of hardwood for Newcastle and Northern Districts during the year, wherein the Commissioners saved 10s. 7d. per 100 feet, or over £1,400 for the year. That contract, like all others entered into, was secured in the open market.



STATE DRUG DEPÔT.

BALANCE-SHEET as at 30th June, 1921.

[illegible]

We have examined the Books, Accounts, and Vouchers of the State Drug Depot, and hereby certify that the above Balance-sheet exhibits a full and correct statement of the financial affairs of the Undertaking at 30th June, 1921, as disclosed therein.

Department of Audit,  
26th September, 1921.

F. GRIBBEN.  
R. G. GRAY.

TRADING ACCOUNT for Year ended 30th June, 1921.

	£	s.	d.		£	s.	d.
To Purchases .....				34,696	7	10	
Supervision .....	169	12	10				
Wages .....	824	10	2				
Power and Light .....	8	8	3				
Trade Expenses .....	3	6	8				
Depreciation .....	21	2	2				
Reserve for Duty .....	27	3	9				
				1,054	3	10	
<b>Gross Profit</b> transferred to Profit and Loss Account .....				3,598	12	11	
				<u>£39,349</u>	<u>4</u>	<u>7</u>	

	£	s.	d.
By Sales .....	29,780	19	5
Stock on hand .....	9,568	5	2
	<u>£39,349</u>	<u>4</u>	<u>7</u>

PROFIT AND LOSS ACCOUNT for Year ended 30th June, 1921.

	£	s.	d.	£	s.	d.		£	s.	d.
To Administration .....	727	15	9				By <b>Gross Profit</b> from Trading Account.....	3,598	12	11
Audit Fees .....	50	0	0				Discount .....	259	1	11
General Expenses .....	114	8	11							
Insurance .....	51	4	8							
Rent .....	275	0	0							
Interest on Overdraft .....	127	2	6							
Reserve for Recreation Leave.....	8	12	3							
Exchange.....	0	14	5							
Discount .....	365	16	5							
				1,720	14	11				
<b>Balance</b> transferred to Profit and Loss Appropriation Account .....				2,136	19	11				
				<u>£3,857</u>	<u>14</u>	<u>10</u>				
								<u>£3,857</u>	<u>14</u>	<u>10</u>

PROFIT AND LOSS APPROPRIATION ACCOUNT, 30th June, 1921.

	£	s.	d.		£	s.	d.
To Interest on Capital .....	8	3	8	By <b>Balance</b> transferred from Profit and Loss	2,136	19	11
Sinking Fund Contribution .....	0	12	7	Account .....			
<b>Balance</b> carried to Profit and Loss Accumulated	2,128	3	8				
	£2,136	19	11		£2,136	19	11
	£2,136	19	11		£2,136	19	11



## ACCUMULATED PROFIT AND LOSS ACCOUNT, AT 30th June, 1921.

	£	s.	d.		£	s.	d.
To Adjustments for Services prior to 30th June, 1920.....	15	4	0	By Balance brought forward 1st July, 1920.....	6,234	7	11
Reserve for Recreation Leave .....	22	6	8	Balance from Profit and Loss Appropriation Account, 30th June, 1921 .....	2,128	3	8
Balance carried forward.....	8,325	0	11				
	£8,362	11	7		£8,362	11	7

This Undertaking is dissimilar to other Industrial Undertakings, as the operations do not extend into the avenues of manufacture or construction, but are merely the carrying out of the functions of an indent agency on the one hand, and on the other that of a bulk retailer. The activities of the Undertaking are of importance to its clients—Government Institutions, Subsidised Hospitals, and Friendly Societies—securing for them certain supplies at a lesser cost than usually obtainable.

If this Business can show comparisons to full advantage, it will serve as an object lesson for treatment of other commodities than drugs. If the experiment should be successful and be acclaimed by those professionally interested, there will be no need hereafter for the oft-recurring statement by Government contractors, "Not in stock"—a customary occurrence on a rising market, yet the article may be available for an ordinary customer.

Working expenses increased from £24,276 7s. 6d. in the previous year to £27,278 3s. 1d., or 12·36 per cent. Purchases were equivalent to 91·17 per cent., wages 3·02 per cent., administration 3·29 per cent., and other items 2·52 per cent. of the total expenses:

Earnings increased from £26,051 8s. 7d. the previous year to £29,415 3s. 0d., or 13·07 per cent., whilst the ratio of profit practically remained the same. The result obtained has been achieved by charging a very moderate oncost. Every pound gained in trading is clear profit, as the Undertaking is not indebted for a heavy outlay of capital with the attendant liability for interest.

The relation of working expenses to earnings for the two years is—

Head of Expenditure.	Percentage of Working Expenses to Earnings.			
	1919-20.	1920-21.	Increase.	Decrease.
Purchases .....	85·07	84·55	.....	·52
Wages .....	2·53	2·80	·27	.....
Administration.....	2·40	3·05	·65	.....
Rent .....	1·06	·94	.....	·12
Interest on Overdraft.....	1·23	·43	.....	·80
General Expenses .....	·90	·97	·07	.....
	93·19	92·74	.....	·45
Trading Profit .....	6·81	7·26	·45	.....
	100·00	100·00	.....	.....

The above comparison shows that wages and administration absorbed slightly greater percentages of earnings this year, due to granting of living allowance and to the extra staff required to compete with increased business. The increase in general expenses was mainly due to discounts allowed, whilst the decrease in interest on overdraft was caused by the more prompt settlement of accounts.

Trading profit for the year was £2,136 19s. 11d., or 7·26 per cent., as against £1,775 1s. 1d., or 6·81 per cent. of the earnings, an increase of ·45 per cent. Accumulated profits amounted to £8,325 0s. 11d., and reserve for depreciation £70 14s. 4d., in all £8,395 15s. 3d., irrespective of any savings to the various Institutions, against a capital outlay of £188 7s. 0d.

The Undertaking is not self-contained, the trading portion of the staff occupying rented premises, the accounting section being an adjunct of a Department and housed therein, whilst the managerial duties are carried out by the permanent head of that Department. This condition of affairs is not desirable or conducive to effective organisation. Experience has proved that the interests of an Undertaking so placed are rendered subservient to those of the Department and do not receive the business-like attention they are entitled to.



## STATE CLOTHING FACTORY.

BALANCE-SHEET as at 30th June, 1921.

LIABILITIES.				ASSETS.					
Capital—	£	s.	d.	£	s.	d.	£	s.	d.
General Loan Account .....	5,990	16	11				Land .....	5,200	0 0
Public Works Fund .....	6,924	13	6				Buildings.....	6,241	0 10
Consolidated Revenue Fund ...	475	0	4				Lift .....	528	15 10
Special Deposits Account .....	17	11	9	13,408	2	6	Electric Motors and Fittings .....	315	1 2
							Plant .....	760	10 7
Unrecouped Vouchers .....	8,199	9	9				Furniture.....	362	14 1
Less Special Deposits Account as per Public Accounts ...	619	3	7						
„ Collections in transit.....	2	3	0						
„ Transferred to Capital .....	17	11	9						
				638	18	4			
				7,560	11	5			
Sundry Creditors—									
Trade .....	8,094	16	5						
Colonial Treasurer .....	831	5	8						
				8,926	2	1			
Accrued Wages, &c. ....				132	6	0			
Reserve for Recreation Leave ...				223	9	10			
Profit and Loss Account—									
Accumulated Profit to 30th June, 1920.....	6,619	11	10						
Less Adjustments .....	279	5	8						
				6,340	6	2			
Profit for yearended 30th June, 1921, after provision for Interest, &c. ....	4,254	2	8						
				10,594	8	10			
				£40,845	0	8			

LIABILITIES.				ASSETS.					
Capital—	£	s.	d.	£	s.	d.	£	s.	d.
General Loan Account .....	5,990	16	11				Land .....	5,200	0 0
Public Works Fund .....	6,924	13	6				Buildings.....	6,241	0 10
Consolidated Revenue Fund ...	475	0	4				Lift .....	528	15 10
Special Deposits Account .....	17	11	9	13,408	2	6	Electric Motors and Fittings .....	315	1 2
							Plant .....	760	10 7
Unrecouped Vouchers .....	8,199	9	9				Furniture.....	362	14 1
Less Special Deposits Account as per Public Accounts ...	619	3	7						
„ Collections in transit.....	2	3	0						
„ Transferred to Capital .....	17	11	9						
				638	18	4			
				7,560	11	5			
Sundry Creditors—									
Trade .....	8,094	16	5						
Colonial Treasurer .....	831	5	8						
				8,926	2	1			
Accrued Wages, &c. ....				132	6	0			
Reserve for Recreation Leave ...				223	9	10			
Profit and Loss Account—									
Accumulated Profit to 30th June, 1920.....	6,619	11	10						
Less Adjustments .....	279	5	8						
				6,340	6	2			
Profit for yearended 30th June, 1921, after provision for Interest, &c. ....	4,254	2	8						
				10,594	8	10			
				£40,845	0	8			

We have examined the Books, Accounts, and Vouchers of the State Clothing Factory, and hereby certify that the above Balance-sheet exhibits a full and correct statement of the financial affairs of the Undertaking at 30th June, 1921, as disclosed therein.

Department of Audit,  
29th August, 1921.

F. GRIBBEN.  
R. G. GRAY.

## TRADING ACCOUNT for Year ended 30th June, 1921.

	£	s.	d.		£	s.	d.
To Purchases .....	54,127	11	9	By Sales .....	68,526	7	3
Supervision .....	1,670	5	7	Manufactured Stock on hand .....	9,269	6	1
Wages .....	14,676	5	6				
Power and Light .....	171	11	6				
Depreciation .....	304	13	9				
Trade Expenses .....	372	0	11				
Repairs and Maintenance .....	124	12	2				
Gross Profit transferred to Profit and Loss Account .....	6,348	12	2				
	£77,795	13	4		£77,795	13	4



**PROFIT AND LOSS ACCOUNT for Year ended 30th June, 1921.**

	£	s.	d.		£	s.	d.
To Administration.....	663	2	11	By <b>Gross Profit</b> from Trading Account .....	6,348	12	2
Audit Fees .....	50	0	0	Discounts .....	22	9	6
General Expenses.....	259	14	3				
Rates and Taxes .....	155	15	9				
Insurance .....	118	10	0				
Interest on Overdraft.....	176	1	0				
Reserve for Recreation Leave .....	38	10	5				
Balance transferred to Profit and Loss Approp- riation Account .....	4,909	7	4				
	<u>£6,371</u>	<u>1</u>	<u>8</u>		<u>£6,371</u>	<u>1</u>	<u>8</u>

**PROFIT AND LOSS APPROPRIATION ACCOUNT, 30th June, 1921.**

	£	s.	d.		£	s.	d.
To Interest on Capital.....	635	5	3	By <b>Balance</b> transferred from Profit and Loss			
Sinking Fund .....	19	19	5	Account ..	4,909	7	4
Balance transferred to Profit and Loss— Accumulated.....	4,254	2	8				
	<u>£4,909</u>	<u>7</u>	<u>4</u>		<u>£4,909</u>	<u>7</u>	<u>4</u>

**PROFIT AND LOSS ACCUMULATED ACCOUNT at 30th June, 1921.**

	£	s.	d.		£	s.	d.
To Adjustment for Services prior to 30th June, 1920 .....	94	6	3	By <b>Accumulated Profit</b> at 30th June, 1920 .....	6,619	11	10
Reserve for Recreation Leave .....	184	19	5	<b>Balance</b> —from Profit and Loss Appropriation	4,254	2	8
Balance carried forward.....	10,594	8	10	Account .....			
	<u>£10,873</u>	<u>14</u>	<u>6</u>		<u>£10,873</u>	<u>14</u>	<u>6</u>

The operations for the year have produced highly satisfactory results, as a sequence of the amended policy adopted in the previous year. The later policy is more in accord with commercial practice than that of allowing the benefits to accrue to the various Departments without providing for the repayment of capital within a reasonable period, or for contingencies such as obsolescence of plant, extension of premises, &c. When the stage indicated has been reached it might be deemed advisable to reduce prices below market rates, rather than accumulate profits.

The success achieved has been gained this year, not by charging prices above market rates, but by advantageous purchases, which have enabled the management to manufacture at reasonable prices a first-class garment with a moderate on-cost. Contracts gained on the open market form the major portion of the turnover. During the year two contracts, which had hitherto been secured by the Undertaking were, however, not tendered for, as the Management claimed that it was unable to obtain sufficient labour to cope with the necessary output.

It seems possible that all the labour requisite to keep the plant fully employed could be secured, as the Undertaking is in the position to proffer better conditions of employment than outside competitors.

The Undertaking has always been in an invidious position, inasmuch as the management has not been entrusted with the sole control and conduct of the operations, being treated as an adjunct and subservient to the Stores Department, whereas in other Undertakings, excepting the State Drug Depot under similar control, the responsibility is vested in the management. Furthermore the Undertaking is not self-contained, the manufacturing and portion of the accounts' section are housed in the Undertaking's premises, whilst the remaining portion of the accounts is kept at the Stores Department. Such a plan does not tend to confidence in the management or to systematic organisation.

Working Expenses increased from £58,644 15s. 9d. in the previous year to £72,908 15s. 6d., or 24·32 per cent., as against an increase of 19·86 per cent. in the earnings. Materials and Wages absorbed 94·37 per cent., Administration and Supervision, 3·2 per cent., and General Expenses 2·43 per cent. of the total expenses.

Earnings increased from £64,920 1s. 6d. in 1919-20 to £77,818 2s. 10d., or 19·86 per cent., although the ratio of profit decreased 3·36 per cent., due to a heavy rise in cost of materials and wages.

The



The relation of working expenses to earnings for the last two years is—

Head of Expenditure.	Percentage of Working Expenses to Earnings.			
	1919-20.	1920-21.	Increase.	Decrease.
Materials .....	67·03	69·56	2·53	
Wages .....	17·48	18·86	1·38	
Supervision .....	2·25	2·15		·10
Power, &c. ....	·64	·70	·06	
Depreciation .....	·45	·39		·06
Administration .....	·97	·85		·12
General Expenses .....	1·51	1·18		·33
	90·33	93·69	3·36	
Trading Profit .....	9·67	6·31		3·36
	100·00	100·00		

It will be seen that the earnings were drawn upon to the extent of 3·91 per cent. more than in the previous year to meet the extra cost of wages and materials, and that other items showed slight alteration.

Trading Profit for the year was £4,909 7s. 4d., or 6·31 per cent. of the earnings, as against £6,275 5s. 9d. in 1919-20, or 9·67 per cent.—a decrease of 3·36 per cent. From the profit, Interest on Capital, &c., £655 4s. 8d. was appropriated, leaving a balance of £4,254 2s. 8d. to be carried to Accumulated Profits.

Accumulated Profits, £10,594 8s. 10d., and Reserve for Depreciation, £2,725 7s. 1d., aggregate £13,319 15s. 11d., as against a capital liability of £13,408 2s. 6d.



ER YARDS AND BUILDING WORKSHOPS, U

BALANCE-SHEET as at 30th June, 1921.

LIABILITIES.			ASSETS.		
£	s.	d.	£	s.	d.
150,792	18	7	Land .....	4,313	8 4
27,886	7	0	General Buildings and Fences .....	32,434	17 8
294	12	5	Wharf and Approaches .....	2,318	0 9
1,919	0	0	Tram Trucks in Yard .....	2,009	3 5
			Punts .....	3,789	11 11
			Plant and Machinery .....	38,820	0 0
			Motor Vehicles .....	11,495	18 3
			Loose Plant and Tools .....		
			Horses, Harness, and Vehicles ...	1,453	19 5
			Furniture and Fittings .....	1,156	13 10
			Office Furniture .....	1,963	18 1
			Residence .....	700	0 0
			General Improvements .....	364	13 0
			Reclamation .....	16,422	19 7
			Dredging .....	2,242	0 0
			Sewerage .....	1,879	1 11
			Railway Siding .....	4	9 4
			Stock .....	59,524	2 6
				180,892	18 0
			Less Depreciation .....	39,661	8 5
				141,231	9 7
			Petty Cash .....	75	0 0
			Bills Receivable .....	1,389	4 6
			Contract Deposits and Securities .....	920	2 6
			Suspense Account—Timber Purchases .....	4,008	13 7
			Sundry Debtors .....	53,127	18 11
			Prepayments .....	821	19 10
			Stock .....	219,752	5 0
			Less Stock Purchased from Capital .....	59,524	2 6
				160,228	2 6
			Profit and Loss Account—		
			Accumulated Loss, with Adjustments to 30th June, 1920 .....	137,667	5 0
			Less Profit for year ended 30th June, 1921 .....	1,047	18 8
				136,619	6 4
				£498,421	17 9

Department of Audit,  
27th July, 1921.

F. GRIBBEN.  
C. W. CLIFFORD.



## TRADING ACCOUNT for Twelve Months ended 30th June, 1921.

	£	s.	d.	£	s.	d.		£	s.	d.	£	s.	d.
To Stock on Hand, 1st July, 1920	199,166	4	9				By Sales .....	374,745	0	11			
Less destroyed by fire 13th November, 1920.....	44,404	3	10				£						
				154,762	0	11	Less Discounts	5,481	9	2			
Purchases .....				294,179	12	7	„ Returns and						
Wages .....				64,846	5	3	Allowances	4,432	1	9			
Freight Outwards .....	80	7	3								9,913	10	11
Cartage and Delivery .....	11,862	3	5										364,831 10 0
Horse Feed and Stable Expenses.....	1,567	13	3				Stock on Hand, 30th June, 1921 .....				218,957	9	11
Motor Lorries, Running Expenses.....	3,301	5	4										
Depreciation, Motor Lorries ...	1,756	18	1										
„ Horses, Harness, and Vehicles .....	171	8	9										
				18,739	16	1							
Repairs and Maintenance .....				4,923	13	1							
Fuel, Power, and Light .....				3,299	4	5							
Licenses and Certificates .....				255	16	0							
Customs Charges .....				105	19	10							
Depreciation (General) .....				4,469	16	6							
Balance transferred to Profit and Loss Account .....				38,206	15	3							
				£583,788	19	11					£583,788	19	11

## PROFIT AND LOSS ACCOUNT for Twelve Months ended 30th June, 1921.

	£	s.	d.	£	s.	d.		£	s.	d.	£	s.	d.
To Administrative Expenses—							By Balance transferred from Trading Account .....				38,206	15	3
Salaries.....	8,325	16	4				Discounts .....	931	3	5			
Travelling Expenses and Salaries .....	2,051	13	3				Miscellaneous Receipts .....	1,108	15	8			
Stamps and Telegrams .....	437	18	7				Rents .....	207	15	0			
Printing and Stationery .....	971	13	8								2,247	14	1
General Expenses.....	742	9	10										
Telephones.....	179	8	3										
				12,708	19	11							
Motor Car and Cycle Running, Expenses .....	298	5	4										
Depreciation .....	550	1	5										
Advertising .....	133	17	4										
Insurance .....	5,067	9	9										
Rates and Taxes .....	196	0	2										
Rents .....	191	4	11										
Commission and Brokerage ...	211	19	7										
Audit Fees .....	150	0	0										
Interest on Overdraft .....	7,778	9	5										
Good Conduct and Holiday Pay .....	1,073	3	10										
Bad Debts .....	1,504	1	5										
Sick and Accident Pay .....	257	2	5										
				17,414	15	7							
Balance carried to Profit and Loss Appropriation .....				10,330	13	10							
				£40,454	9	4					£40,454	9	4

## PROFIT AND LOSS APPROPRIATION ACCOUNT, 30th June, 1921.

	£	s.	d.		£	s.	d.
To Interest on Capital .....	8,580	2	4	By Balance brought from Profit and Loss Account .....	10,330	13	10
Sinking Fund Contribution .....	502	12	10				
Bonus .....	200	0	0				
Balance transferred to Profit and Loss Accumulated .....	1,047	18	8				
	£10,330	13	10				£10,330 13 10

## ACCUMULATED PROFIT AND LOSS ACCOUNT, at 30th June, 1921.

	£	s.	d.		£	s.	d.
To Balance brought forward at 1st July, 1920 ...	127,516	12	1	By Sundry Adjustments for services prior to 30th June, 1920 .....	2,164	12	7
Sundry Adjustments for services prior thereto .....	12,315	5	6	Balance from Profit and Loss Appropriation, 30th June, 1921 .....	1,047	18	8
				Balance carried forward at 30th June, 1921	136,619	6	4
	£139,831	17	7		£139,831	17	7



During the year, the Timber Industry has passed through periods of prosperity and adversity. At the outset there seemed to be every indication of profitable business, but in the latter half of the year severe losses appeared to be inevitable. The enormous increase in wages, the bottom falling out of the market in regard to oversea timbers, resulting in very heavy losses on the stock in hand, and a marked slackness in building operations, together with the fixation of prices, were inimical to profitable results. This Undertaking weathered the storm through skilful management, and closed the year with a very satisfactory result under adverse conditions.

The Undertaking is seriously handicapped by being placed at the mercy of its competitors in respect to local timbers. Attention has been repeatedly drawn to this issue, which so materially and vitally affects the success of the business. It is extraordinary that arrangements have not been made to allow a State Undertaking the privilege of possessing equal rights to State owned timber reserves that private traders in the same line of business enjoy. Despite continued protests from the various managers since the inception of the Undertaking, a business instituted for the benefit of State Works has been allowed to be at the mercy of private traders. In effect, the State has made available timber to outsiders, and bought it back at a loss, when the solution rested in its own hands. At present the State Industry is being sustained by the profits derived from oversea timbers, while losing on State timbers bought from private owners.

In respect to importation of timber from overseas, a most unfair restriction has been imposed upon this Undertaking by the Commonwealth Authorities in insisting upon all cargoes being tallied by the nominees of the Timber Merchants' Association—competitors of the Undertaking—and only recognising that tally, even when disputed. A glaring instance of this injustice and the effect upon the Undertaking was brought under the notice of the Commonwealth Authorities, but without redress. The only satisfaction gained, if any, was that the Undertaking might have its own tallymen, in addition to those of its rivals, but the Authorities would accept only the latter's tally. As the management was compelled to pay the Association any claims furnished by it, although liable to dispute, no object would have been served by incurring extra expense.

At the date the Profiteering Prevention Court determined the prices to be charged, oversea requirements were purchased on a rising market, and that condition prevailed thereafter, but no provision or allowance was available for such a contingency, nor for the increased award for wages. As the major portion of the sales of this Undertaking is comprised of oversea timbers, it is instructive to compare the cost of the two principal oversea timbers, Oregon and Redwood, before prices were fixed, and the average purchasing price afterwards. Oregon increased 27·77 per cent., and Redwood 56·36 per cent.

The Federal Wages Award, which became operative as from 19th August, 1920, and was made retrospective to the 3rd February, 1919, caused a great rise in wages. Taking the ordinary labourer's wages as the basis, the rate was £3 2s. 6d. per week, which, by the award, was increased to £3 16s. as from 3rd February, 1919, to 19th August, 1920, an increase of 21·6 per cent. The following increases were made during the year :—

	£	s.	d.	£	s.	d.	
3rd February, 1919, to 19th August, 1920 ...	...	3	2	6 to	3	16	0
21st August, 1920, „ 28th October, 1920 ...	...	3	16	0 „	4	7	6
29th October, 1920, „ 28th January, 1921 ...	...	4	7	6 „	4	12	0
29th January, 1921, „ 9th February, 1921 ...	...	4	12	0 „	4	14	6
10th February, 1921, „ 30th June, 1921 ...	...	4	14	6 „	4	16	0

During the year a serious fire occurred, but the stock was insured. The claim lodged for stock amounted to £47,984, which was reduced to £44,404 by the fire assessors. Assuming that the assessment covered the loss, although it is only possible to approximate damage in a partial destruction, a very appreciable loss must have been sustained by the disruption of business caused by the fire.

Working expenses decreased from £471,558 19s. 5d. in the previous year to £356,748 10s. 3d., or by 24·35 per cent. as against a decreased turnover of 23·95 per cent., thereby indicating that the management was keeping expenses within proper limits. Purchases absorbed 64·47 per cent., but decreased by 6·75 per cent. in comparison with last year. This was due to the non-replacement of stock destroyed by fire, and to the curtailment of stock to the minimum of requirement by reason of a rising and uncertain market. Wages equalled 18·18 per cent., relatively 34 per cent. higher than last year. Delivery required 4·71 per cent., and decreased by 24·5 per cent. Insurance showed a pronounced rise of 16 per cent. over last year.

Sales decreased from £481,463 16s. 0d. in the previous year to £364,831 10s. 0d. or 24·22 per cent. as against a decreased expenditure of 24·35 per cent.



The relation of working expenses to earnings for the last two years is—

Head of Expenditure.	Percentage of Working Expenses to Earnings.			
	1919-20.	1920-21.	Increase.	Decrease.
Purchases.....	69.42	62.65	.....	6.77
Wages .....	13.21	17.67	4.46	.....
Fuel, Power, and Light .....	.63	.90	.27	.....
Administration .....	1.54	2.27	.73	.....
Good Conduct and Holiday Pay .....	.35	.29	.....	.06
Delivery .....	4.60	4.58	.....	.02
Repairs and Maintenance.....	1.16	1.34	.18	.....
Insurance .....	.90	1.38	.48	.....
General Expenses .....	1.22	1.69	.47	.....
Interest on Overdraft .....	2.28	2.12	.....	.16
Depreciation .....	1.41	1.89	.48	.....
Bad debts .....	.75	.41	.....	.34
<hr/>				
Trading Profit .....	97.47	97.19	.....	.28
	2.53	2.81	.28	.....
<hr/>				
	100.00	100.00	.....	.....

The above comparison shows a decrease of 6.77 per cent. in purchases—the result of the fire and the limited buying for stock purposes. Wages absorbed 4.46 per cent. more of the earnings than last year, or relatively increased 34 per cent. This increase, with a lessened number of employees, was due to the Federal Wages Award, which raised wages by 53.6 per cent. during the year. Delivery was normal and in keeping with the reduced turnover. Depreciation increased by reason of extra motor lorries employed, whilst Bad Debts showed a considerable reduction, not only relatively but actually, by more than half. Administration, which has been reduced to a minimum commensurate with requirements, and only required 2.25 per cent., exhibited an increase of .75 per cent. on the previous year.

Trading Profit was £10,330 13s. 10d., or 2.81 per cent. of the earnings, as against £12,241 11s. 11d. or 2.53 per cent. last year. The trading profit shown in last year's report was £17,167 8s. 1d., as against £12,241 11s. 11d. quoted above, the difference therein being mainly caused by the sum paid as retrospective wages under the Federal Wages Award of 19th August, 1920.

From the trading profit of £10,330 13s. 10d., Interest on Capital, &c., £9,082 15s. 2d., and Bonus, £200, were appropriated, leaving a balance of £1,047 18s. 8d. to be carried to Profit and Loss Accumulated.

Stocks in hand have been valued at a conservative figure in consonance with a fluctuating market.

It can be safely asserted that a more thorough stocktaking is not undertaken in any private timber yard, the stock being taken by the staff and checked by two independent experts, whilst the prices are minutely examined by the auditors in order that cost price or market value, where below cost, be not exceeded. In addition, contingency is allowed for a further fall in the market.

The Undertaking has always laboured under the very heavy burden of over-capitalisation, and, in consequence, has always been placed at serious disadvantage in comparison with outside competitors. The corollary of the over-capitalisation is revealed by the fact that Interest on Capital, &c., and Depreciation alone required 4.36 per cent. of the earnings, and were equivalent to 8.86 per cent. on the capital employed, or if the stock purchased from Capital be excluded, no less than 13.2 per cent.

The Accumulated Loss at the 30th June was £136,619 6s. 4d., of which the chief factors were—

Accumulated Trading Loss—		£	s.	d.	£	s.	d.
Cash	...	29,979	15	5			
Depreciation	...	39,661	8	5			
					69,641	3	10
Interest on Capital	...				52,985	0	9
Sinking Fund	...				3,472	5	1
Holiday and Good Conduct Pay	...				10,520	16	8
					£136,619	6	4

Speaking generally, the Undertaking has not paid any dividend, but has lost almost £30,000 in the course of eight years' trading. It is questionable whether the nominal loss of the whole £136,000, or an average of about £17,000 per annum, is in reality a direct loss from the State's standpoint, inasmuch as it is impossible to gauge what direct savings have been effected, and it is a moot point whether this Undertaking has not by its existence alone acted as a deterrent to overcharging, and been indirectly the means of considerable indirect savings to the State. Had management equal to the present existed through the eight years of operations, it is probable that, even in the face of the tremendous odds operating against the Undertaking, the results would have been commercially profitable.



## STATE POWER STATION.

BALANCE-SHEET as at 30th June, 1921.

LIABILITIES.				ASSETS.			
	£	s.	d.		£	s.	d.
<b>Capital—</b>							
General Loan Account ...	29,006	3	9	Land and Excavations .....	3,714	0	0
Public Works Fund .....	3,486	0	0	Building .....	9,517	6	4
			32,492 3 9	Chimney .....	1,132	15	2
<b>Sundry Creditors—</b>				Generating Plant, &c. ....	6,826	14	0
Colonial Treasurer .....	9,791	19	8	Boilers, Feed Pumps, &c. ....	6,742	10	2
Trade .....	1,406	10	5	Circulating Water Pipes .....	1,548	8	8
			11,198 10 1	Circulating Water Pumps .....	224	10	0
				Travelling Crane .....	442	0	0
				High Tension Switchgear.....	885	4	7
				Furniture and Fittings .....	146	7	6
				Lighting System .....	82	0	0
				Wharf and Coal Bin on Wharf ...	844	13	1
				Sawdust Bin .....	271	18	3
				Circulating Water Motors.....	113	16	0
					32,492	3	9
				Less Depreciation .....	11,930	2	11
							20,562 0 10
				<b>Special Deposits Account—</b>			
				As per Public Accounts .....	8,599	12	1
				Less Unrecouped Vouchers.....	728	6	7
							7,871 5 6
				<b>Sundry Debtors .....</b>			4,291 8 9
				<b>Prepayments .....</b>			7 0 7
				<b>Stock on hand .....</b>			1,987 6 3
				<b>Profit and Loss Account—</b>			
				Accumulated Loss, with adjust- ments, to 30th June, 1921...			9,871 11 11
							£43,690 13 10
			£43,690 13 10				

We have examined the Books, Accounts, and Vouchers of the State Power Station, and hereby certify that the above Balance-sheet exhibits a full and correct statement of the financial affairs of the Undertaking at 30th June, 1921, as disclosed thereby.

Department of Audit,  
22nd July, 1921.

F. GRIBBEN.  
C. W. CLIFFORD.

## TRADING ACCOUNT—Twelve Months ended 30th June, 1921.

	£	s.	d.		£	s.	d.
To Wages .....	1,611	18	11	By Sales .....	5,708	8	9
Coal .....	1,937	6	4	Balance transferred to Profit and Loss Account .....	435	11	1
Oils and Lubricants .....	62	5	3				
Plant Maintenance .....	104	3	9				
Water .....	246	3	0				
Rates .....	11	9	8				
Depreciation.....	1,813	17	2				
Electricity.....	215	6	8				
Insurance and Guarantee .....	131	1	3				
General Expenses .....	10	7	10				
	£6,143	19	10				£6,143 19 10

## PROFIT AND LOSS ACCOUNT—Twelve Months ended 30th June, 1921.

	£	s.	d.		£	s.	d.
To Balance brought down from Trading Account	435	11	1	By Discounts .....	41	14	10
Administration .....	150	0	0	Balance transferred to Profit and Loss Appro- priation Account .....	647	12	7
Telephones.....	31	17	9				
Audit Fees .....	25	0	0				
Stationery, &c. ....	0	9	1				
Good Conduct and Holiday Pay .....	46	9	6				
	£689	7	5				£689 7 5



## PROFIT AND LOSS APPROPRIATION ACCOUNT, 30th June, 1921.

£ s. d.			£ s. d.		
<b>To Balance</b> transferred from Profit and Loss Account.....			<b>By Balance</b> apportioned to—		
	647	12 7	State Timber Yards .....	763	14 9
Interest on Capital .....	1,546	17 9	State Brick Works.....	763	14 8
Sinking Fund Contribution .....	96	13 9	Meat Industry Board.....	763	14 8
				2,291	4 1
	<u>£2,291</u>	<u>4 1</u>		<u>£2,291</u>	<u>4 1</u>

## PROFIT AND LOSS ACCUMULATED ACCOUNT at 30th June, 1921.

£ s. d.			£ s. d.		
<b>To Balance</b> —30th June, 1920.....			<b>By Balance</b> carried forward.....		
	9,871	11 11		9,871	11 11
	<u>£9,871</u>	<u>11 11</u>		<u>£9,871</u>	<u>11 11</u>

The operations of this Undertaking for the year resulted seemingly in a trading loss, whereas savings to the extent of many thousands were effected to the State. The conditions under which this Undertaking is carried out render it necessary to arrive at the net cost before apportioning such to the Undertakings for whose benefit the activity exists.

Without the Undertaking electric supply would have cost certain participating Undertakings about £7,500 more than the apparent loss.

An agreement was made with the Undertaking and the—

State Timber Yards,  
„ Brickworks, Homebush Bay,  
Meat Industry Board.

The agreement was entered into three years ago, and was to the effect that each utility was to be charged at the flat rate of .700d. per unit, and any cost in excess of that figure should be borne equally by the three Undertakings named. The Undertakings, by this agreement, obtained supplies of electric current at rates far below that obtainable from the City Council—as ordinary customers—and thus considerable savings accrued to each Undertaking, particularly the Meat Industry Board.

At a meeting of the representatives of each Undertaking, held in May, 1918, it was agreed that the Power Station be handed over to the control of the Manager of the State Timber Yards from 1st July, 1918, to be run in the interests of the three consumers during the period of a proposed amended agreement with the City Council; also that, for the first twelve months, the three consumers should contribute equally towards any deficit accruing for that period, and towards the payment of rental to the City Council. The agreement was honored by each Undertaking for the year 1918–19.

After the conclusion of the second year's operations, a claim was rendered to the Meat Industry Board for its proportion of the extra cost, but it was repudiated on the grounds that “at the time the agreement was entered into it was arranged that certain alterations would be made to the mechanical portion of the plant, which, together with altered conditions of running was considered, would have been effective in practically eliminating the annual loss.”

During 1920–21 the Station generated and delivered to the City Council 1,747,500 units, at a cost of .7809d. whereas the Council supplied 4,846,518 units at .700d. to the three Undertakings. Had the Council charged on the basis applied to other customers, the rates would have been: State Brickworks 1.200d., State Timber Yards 1.500d., and Meat Industry Board 1.254d. On that basis allowance is made to the activity, which has worked long hours and at the same time charges are made for the units consumed during the long hours. Those rates would have cost the Undertakings £7,483 8s. over and above the loss of £2,291 4s. 1d., yet the Meat Industry Board, which saved no less than £4,704 19s. 10d., if it had adhered to the terms of the agreement, repudiates its liability after saving £5,468 14s. 6d.

In 1916–17 and 1917–18, the two years prior to the agreement, the extra cost was £2,752 and £3,087 respectively, whilst in 1919–20, the year for which the Meat Industry Board refused to discharge its liability, the extra cost was £1,708, a decrease of £1,044 and £1,379 respectively, which indicates efficient management under adverse conditions.

Working



Working expenses advanced from £6,133 17s. 3d. in 1919-20 to £6,397 16s. 2d. this year or by 4·3 per cent. Of the total expenses, wages absorbed 25·2 per cent.; fuel, power, 33·65 per cent.; maintenance, 6·45 per cent.; administration, 2·34 per cent.; depreciation, 28·35 per cent.; and general expenses, 4·01 per cent. Fuel and power showed a considerable increase on account of the rise in the price of coal; maintenance appreciably decreased through the efficiency of the staff, and other items were either normal or slightly decreased.

The relation of working expenses to earnings for the last two years is:—

Head of Expenditure.	Percentage of Working Expenses to Earnings.			
	1919-20.	1920-21.	Increase.	Decrease.
Wages .....	26·55	28·03	1·48	.....
Fuel and Light .....	28·14	37·44	9·30	.....
Maintenance .....	10·10	7·17	.....	2·93
General Expenses .....	1·97	2·19	·22	.....
Depreciation .....	30·01	31·54	1·53	.....
Administration .....	2·48	2·61	·13	.....
Insurance.....	2·22	2·28	·06	.....
<hr/>				
Trading Loss ... ..	101·47	111·26	9·79	.....
	1·47	11·26	9·79	.....
<hr/>				
	100·00	100·00	.....	.....

The above comparison discloses that the extra cost, (trading loss) increased from 1·47 per cent. to 11·26 per cent., or 9·79 per cent., which was attributable to the extra cost of fuel and power, 9·3 per cent., and the lesser number of units generated and delivered to the Council owing to breakdowns in the defective and obsolete machinery.

Trading loss this year was £647 12s. 7d., as against £89 4s. 7d. the previous year. To the loss must be added £1,643 11s. 6d. for Interest on Capital and Sinking Fund, making a total extra cost of £2,291 4s. 1d. to be apportioned to the three Undertakings.

When it is realised that no less than 60 per cent. of the earnings is required to meet the charges for depreciation, interest on capital, &c., and on the other hand that too low a price has been charged for the product, it can be well understood what a heavy burden the management had to shoulder. The savings to the three consuming Undertakings far outweigh the accumulated loss displayed in the Balance-Sheet.

Depreciation Reserve, £11,930 2s. 11d., exceeds accumulated loss, £9,871 11s. 11d., or relatively 36·71 per cent. to 30·38 per cent. of the capital employed.

The Accumulated Loss is comprised of

	£	s.	d.
Depreciation ... ..	4,846	2	8
Interest on capital ... ..	4,617	16	0
Sinking fund ... ..	407	13	3
	<hr/>		
	£9,871	11	11

To meet a capital liability of £32,492 3s. 9d. there are available the small saleable value of assets which cost £33,589 10s. 0d. and a Reserve of £2,058 11s. 0d.



### LIABILITIES.

[illegible]

**ASSETS.**

	£	s.	d.	£	s.	d.
Trawlers.....	105,220	3	10			
Newcastle Depôt .....	4,177	18	7			
Central Depôt—Woolloomooloo ...	13,694	7	3			
Retail Depôts .....	13,701	14	1			
Motor Vehicles .....	4,143	9	1			
Fish Cooking Equipment .....	127	15	0			
Net Braiders' Equipment .....	4	1	3			
Office Equipment .....	1,484	3	9			
Fish Canning Plant.....	580	14	4			
Insulated Boxes.....	203	7	2			
Plant Suspense.....	3,066	6	2			
Smoke House .....	205	4	0			
	146,609	4	6			
<b>Unproductive Assets—</b>						
Receiving Stations.....	29,600	6	9			
S.S. "Colliboi".....	17,086	8	1			
Fish Offal Plant.....	1,758	13	7			
	195,054	12	11			
Less—Depreciation .....	44,684	7	0			
				150,370	5	11
<b>Sundry Debtors .....</b>	5,788	6	0			
Less—Transfer to Capital .....	1,092	13	1			
				4,695	12	11
<b>Cash Advances .....</b>				110	0	0
<b>Prepayments.....</b>				173	1	0
<b>Contract Deposits.....</b>				346	18	4
<b>Stock on hand .....</b>				7,131	15	8
<b>Profit and Loss Account—</b>						
Accumulated Loss, with adjustments, to 30th June, 1920 .....	116,016	1	10			
Less—Profit for year after Provision for Interest on Operative Capital, &c. ....	63	17	10			
				115,952	4	0
				£278,779	17	10

F. GRIBBEN.  
C. W. CLIFFORD.

	£	s.	d.
To Stock on Hand at 1st July, 1920.....	216	18	2
Baskets and Boxes .....	134	0	0
Coal .....	13,898	11	11
Depreciation .....	5,273	6	10
General Expenses .....	82	12	1
Gear Replacements .....	3,838	13	5
Ice .....	2,116	14	7
Insurance.....	1,074	1	1
Mess Utensils .....	68	1	0
Repairs and Docking.....	1,845	15	5
Stores .....	1,392	8	7
Wages .....	19,255	7	10
Providoring .....	3,310	8	10
Workmen's Compensation .....	618	14	8
	<hr/>		
	£53,125	14	5

	£	s.	d.
By Stock on hand at 30th June, 1921 .....	99	19	10
Balance transferred to Trading Account .....	53,025	14	7
	£53,125	14	5



## TRADING ACCOUNT—For the Twelve Months ended 30th June, 1921.

	£	s.	d.		£	s.	d.
<b>To Balance from Trawling Account</b> .....	53,025	14	7	<b>By Sales</b> .....	113,725	16	8
Purchases .....	10,288	17	3	Stock on hand .....	1,061	9	3
Retail Depôts, Running Expenses .....	17,734	4	11				
Central Depôt, Running Expenses .....	13,825	7	1				
Newcastle Depôt, Running Expenses .....	445	14	7				
Motor, Running Expenses .....	4,428	8	7				
Fish-cooking Expenses .....	843	18	1				
Fish-smoking Expenses .....	263	4	3				
Meat Depôt .....	273	12	3				
Country Sales .....	418	14	5				
<b>Balance Transferred to Profit and Loss Account</b> .....	13,239	9	11				
	<u>£114,787</u>	<u>5</u>	<u>11</u>		<u>£114,787</u>	<u>5</u>	<u>11</u>

## PROFIT AND LOSS ACCOUNT—For the Twelve Months ended 30th June, 1921.

	£	s.	d.		£	s.	d.
<b>To Bad Debts</b> .....	19	18	9	<b>By Balance transferred from Trading Account</b> .....	13,239	9	11
General Expenses—Head Office .....	1,739	5	8	Discount .....	194	18	0
Holiday Pay .....	499	13	10	Exchange .....	7	13	0
Donations .....	81	10	0				
Fish Canning (Experiments) .....	23	17	6				
Salaries .....	3,238	5	3				
Reserve for Leave .....	275	5	11				
<b>Balance carried to Profit and Loss Appropriation Account</b> .....	7,564	4	0				
	<u>£13,442</u>	<u>0</u>	<u>11</u>		<u>£13,442</u>	<u>0</u>	<u>11</u>

## PROFIT AND LOSS APPROPRIATION ACCOUNT, 30th June, 1921.

	£	s.	d.		£	s.	d.
<b>To Interest on Operative Capital</b> .....	6,764	15	2	<b>By Balance brought down from Profit and Loss Account</b> .....	7,564	4	0
Sinking Fund Contribution .....	485	11	0				
Reserve for Repairs .....	250	0	0				
<b>Balance carried to Profit and Loss Accumulated Account</b> .....	63	17	10				
	<u>£7,564</u>	<u>4</u>	<u>0</u>		<u>£7,564</u>	<u>4</u>	<u>0</u>

## PROFIT AND LOSS ACCUMULATED ACCOUNT at 30th June, 1921.

	£	s.	d.		£	s.	d.
<b>To Balance brought forward at 1st July, 1920</b> ..	106,449	10	8	<b>By Adjustments for Services prior to the 30th June, 1920</b> .....	1,133	7	9
Sundry Adjustments for Services prior to 30th June, 1920 .....	2,760	14	10	Balance from Profit and Loss Appropriation Account .....	63	17	10
Coastal Receiving Stations, &c. (Inoperative) Maintenance Expenses, &c. ....	4,074	3	1	<b>Balance carried forward</b> .....	115,952	4	0
Interest on Inoperative Capital, &c. ....	3,865	1	0				
	<u>£117,149</u>	<u>9</u>	<u>7</u>		<u>£117,149</u>	<u>9</u>	<u>7</u>

This activity was placed under new management as from the 1st July, 1920. No new and prudent management could attempt to assume responsibility under previous conditions, burdening itself with costly and unproductive ventures. Therefore, the Industry had to be treated as a practically reconstructed business, that is the operative or productive capital only being considered as effective and chargeable to the new management, whilst the inoperative or unproductive capital has been charged up to the Industry as a whole. The Industry had to be charged with the interest, &c., on the inoperative capital in order to comply with statutory requirements.

The effect of a change in management has been most remarkable, although it has been repeatedly asserted in previous reports that with proper and businesslike control the Industry could be made to pay

Although the new control commenced on the 1st July, 1920, and immediately took steps to re-organise the Industry, an appreciable period was requisite to rectify the conditions, then existing, and to give effect to re-organisation. In judging the results of the year's operations that factor should be borne in mind.

It



It was deemed desirable by the control to close down the four Coastal Receiving Stations, and rid itself of the fish carrier "Colliboi." Those ventures were encumbrances and a constant drain upon the undertaking and to have continued working them would have been courting disaster, the more economical course being to close down and saddle the industry with the lesser evil of interest and depreciation. The management also relinquished palatial offices in George street, at a high rental, and removed the staff to the hub of the industry at Woolloomooloo Bay. Considerable reduction in the over-staffed central administration and too numerous employees elsewhere was effected. Reform also extended to the accounts and appreciable improvements were arrived at, with the result that for the first time in six years the balance sheet was prepared within a reasonable time, and in compliance with statutory requirements.

During the year three Metropolitan and one Country Dépôt, established by the former management in unsuitable localities, were closed, being taken over at their book value by private enterprise for other purposes.

Working Expenses decreased from £130,909 5s. 4d. in the previous year to £105,364 3s. 8d., or 18.75 per cent. The amount expended in Wages for fewer employees was only £677 less, and constituted 32.89 per cent. of the total expenditure, as against 27.24 per cent. in the previous year. This increase of over 5.5 per cent. was due to the higher rates paid in accordance with awards and the basic wage. Coal absorbed 13 per cent. this year, as against 5.56 per cent. the previous year owing to the great rise in price, and the whole seven trawlers being in commission.

Insurance on the Trawlers equalled 1 per cent., as against 2.5 per cent. last year, for the reason that the management insured for only part of the year, as it considered that the risks incurred were not commensurate with the cost involved. The wisdom of that policy is questionable, unless sufficient funds are set aside and invested to meet possible liabilities.

Other items of expense were practically in ratio, with the exception of Fish Purchases, Fish Cleaning and Motor Expenses, wherein considerable decreases were effected. Fish purchases aggregated 2.42 per cent., as against 5.24 per cent. last year. Depreciation does not exhibit a true ratio, as the depreciation for this year on the abandoned activities has been charged to Accumulated Loss.

Sales increased from £69,862 13s. 7d. in the previous year to £113,725 16s. 8d. this year, or 62.78 per cent. on an increased turnover of almost 107 per cent. This year fish generally has been sold in an ungutted state in lieu of the former plan of selling cleaned fish.

The present method has advantages, for example, the fish is now disposed of almost immediately the trawler arrives, whereas previously the fish were stored for periods, and when disposed of were, perhaps, in an undesirable condition, and large quantities had to be condemned.

It has been contended that the prices charged were dearer, when the whole weight of the ungutted fish was compared with the cleaned weight. In the previous year, when cleaned fish were sold, the average selling price was 7.22d. per lb., whilst this year the average selling price for ungutted and a small proportion of cleaned fish was 5.42d. per lb., a decrease of 1.80d. per lb., or 24.93 per cent., and, conversely, the previous years price was 33.21 per cent. higher. These figures, when taken in conjunction with the fact that the value of sales only advanced 62.78 per cent. on an increased turnover of 107 per cent. is not helpful to such a contention.

The following figures, which have been supplied by the Industry, as in previous years, show the quantity of fish trawled, purchased, condemned, and the loss in cleaning, gutting, &c.

					lb.	lb.
Quantity of fish trawled	...	...	...	...	5,247,300	
" " purchased	...	...	...	...	70,131	
Stock on hand, 1st July, 1920—						
Cleaned	...	...	...	...	56,954	
Uncleaned	...	...	...	...	93,425	
					150,379	
						5,467,810
Quantity of fish sold	...	...	...	...	4,603,213	
" " condemned	...	...	...	...	11,178	
Stock on hand, 30th June, 1921—						
Cleaned	...	...	...	...	3,809	
Uncleaned	...	...	...	...	5,517	
					9,326	
Loss in cleaning, gutting, &c.	...	...	...	...	844,093	
						5,467,810



The total quantity of fish trawled and purchased was 5,317,431 lbs., as against 6,353,347 lbs. for the previous year—a lessened supply of 1,035,916 lbs.

Of the total quantity of fish handled, the loss in weight incurred in cleaning, gutting, &c., was equivalent to 15·61 per cent., as against 60·97 per cent. in the previous year—a remarkable difference even allowing for the large quantity of fish sold in the ungutted state. Condemnations equalled ·5 per cent., as against 4·64 per cent. last year. The aggregate loss was, therefore, 15·86 per cent., against 65·61 per cent. in the previous year—a difference of almost 50 per cent. The vast difference in the condemnations was due to the more speedy and efficient disposal of the fish.

Head of Expenditure.	Percentage of Working Expenses to Earnings.			
	1919-20.	1920-21.	Increase.	Decrease.
<b>Trading—</b>				
Trawling and Purchases .....	93·00	54·64	.....	39·26
Coastal Receiving Stations.....	24·99	.....	.....	24·99
Central Dépôt.....	22·57	12·13	.....	10·44
Retail Dépôts.....	17·62	15·57	.....	2·05
Motor Running Expenses .....	5·74	3·89	.....	1·85
Newcastle Dépôt .....	2·21	·39	.....	1·82
S.S. "Colliboi" .....	4·44	.....	.....	4·44
Fish Cooking .....	1·13	·74	.....	·39
Meat Dépôt .....	.....	·24	·24	.....
Fish Smoking.....	1·74	·23	.....	1·51
Country Sales .....	.....	·37	·37	.....
<b>Total Trading .....</b>	<b>174·34</b>	<b>88·20</b>	<b>.....</b>	<b>86·14</b>
<b>Profit and Loss—</b>				
Administration (Salaries) .....	5·60	3·08	.....	2·52
Depreciation .....	·77	.....	.....	·77
General Expenses .....	5·23	2·08	.....	3·15
<b>Total Profit and Loss .....</b>	<b>11·60</b>	<b>5·16</b>	<b>.....</b>	<b>6·44</b>
<b>Grand Total .....</b>	<b>185·94</b>	<b>93·36</b>	<b>.....</b>	<b>92·58</b>
<b>Loss .....</b>	<b>85·94</b>	<b>.....</b>	<b>.....</b>	<b>92·58</b>
<b>Profit .....</b>	<b>.....</b>	<b>6·64</b>	<b>.....</b>	<b>.....</b>
	100·00	100·00	.....	.....

Trawling and Purchases decreased 39 per cent. in face of the enormous increase in the cost of coal and the considerable rise in wages. Central Dépôt, 10·5 per cent. less, reflects the curtailment of staff and lessened fish cleaning, although wages were largely advanced. Fish Smoking, 1·5 per cent., was caused by the management erecting its own smoke-house at Woolloomooloo Bay, thereby effecting considerable savings. Three other items showed decreases of about 2 per cent. Meat Dépôt and Country Sales appearing as increases, the latter conducted on a different basis to prior years, and both profitable ventures, did not form part of the previous year's activities, whilst Coastal Receiving Stations and "Colliboi" were abandoned this year, and any expenses incurred for Watchmen, &c., were charged to accumulated loss, as those assets did not form part of the reconstructed Industry.

It is understood that the consent of Parliament will be obtained, where necessary, for transfers made.

The above table illustrates the results of the new management in comparison with those of the old, and the differences are very marked. Dividing the Trading operations into two sections—Buying and Selling—the following results obtain :—

Buying, which last year included Trawling and Purchases, Coastal Receiving Stations and "Colliboi," required 123·33 per cent. of the earnings, and in this year 54·64 per cent.—a decrease of 68·69 per cent., due in part to the elimination of the last two activities. In other words, for every £1 received, it cost £1 4s. 8d. last year as against 10s. 11d. this year.

Selling amounted to 51·01 per cent. the previous year against 33·56 per cent. this year—a decrease of 17·45 per cent. Last year it cost 10s. 2d. on each £1 received, against 6s. 9d. this year. The total of Buying and Selling expenses decreased 86·14 per cent., and the cost to earn £1 was reduced from £1 14s. 10d. to 17s. 8d.

Adding 5·16 per cent. absorbed in Profit and Loss items, the total this year was 93·36 per cent., as against 185·94 per cent. the previous year, thus a trading loss equal to almost 86 per cent. was converted into



into a trading profit of roughly 7 per cent.—a difference of 93 per cent. That is to say, for every £1 received, the cost was 18s. 8d. in comparison with £1 17s. 2d. last year, or a loss of 17s. 2d. on £1 received had been turned into a profit of 1s. 4d.

Head of Expenditure.	Percentage of Working Expenses to Earnings.		Cost per £1 worth caught or bought and sold.	
	1919-20.	1920-21.	1919-20.	1920-21.
<b>Trawling plus Purchases</b> .....	93·90	54·64	£ s. d. 0 18 9	£ s. d. 0 10 11
Cost of Sale, Delivery, &c. ....	80·44	33·56	0 16 1	0 6 9
<b>Total Trawling and Trading</b> .....	174·34	88·20	1 14 10	0 17 8
Cost of Administration .....	11·60	5·16	0 2 4	0 1 0
<b>Total Trading Costs</b> .....	185·94	93·36	1 17 2	0 18 8
Interest on Capital.....	12·25	5·94	0 2 6	0 1 2
Sinking Fund .....	·89	·43	0 0 2	0 0 1
<b>Total Net Cost</b> .....	199·08	99·73	1 19 10	0 19 11

Trading profit for the year was £7,564 4s., or 6·64 per cent. of the earnings, as against a trading loss of £60,504 7s. 9d., or 85·94 per cent. last year. Had depreciation been calculated on the book value, which the management would have been justified in claiming, instead of the cost, and had insurance on the Trawlers for the whole year been paid, the profit for the year would have been appreciably increased.

Even were possible contentions granted that expenses of caretaking the former Coastal Stations, &c., and the depreciation thereon should be a charge against the trading of the year, there would still remain a trading profit of £3,490 0s. 11d.

From the trading profit, Interest on Operative Capital, &c., £7,250 6s. 2d., and Reserve for Repairs were appropriated, leaving a balance of £63 17s. 10d. to be carried to Profit and Loss Accumulated. Were the results to be considered from the supposititious aspect of burdening the new management with the abandoned and inoperative activities the effect would be Interest on Capital, &c., £11,115 7s. 2d. less trading profit of £3,490 0s. 11d.—a shortage of £7,625 6s. 3d. on the whole capital outlay, of which 25 per cent. was useless and inoperative during the year, as against a loss of £69,754 1s. 9d. last year by the previous management, which was utilising or operating upon the whole capital outlay.

At the 30th June the total capital invested was £195,054 12s. 11d., of which £4,447 1s. 2d. represented net additions during the year, mainly on account of Retail Depôts and Motor Vehicles. Depreciation Reserve £44,684 7s. was equivalent to 22·9 per cent. of the capital employed, and Accumulated Loss amounted to £115,952 4s., which was comprised of—

Accumulated Trading Loss—	£	s.	d.	£	s.	d.
Cash ... ..	29,741	14	2			
Depreciation ... ..	44,684	7	0			
				74,426	1	2
Interest on Capital ... ..				38,560	3	7
Sinking Fund ... ..				2,965	19	3
				£115,952	4	0



## NOTE TO REPORT ON INDUSTRIAL UNDERTAKINGS.

In a report upon the Industrial Undertakings of the State of New South Wales, in regard to which considerable interest has been manifested, not only locally, but generally in Australia and, to some extent, abroad, it is desirable to place a few explanatory remarks giving information as to the experiences of these industries earlier than the financial year recently closed.

The State Metal Quarries at Kiama were taken over as a going concern by the State during September, 1911. Of the original Industrial Undertakings brought into being during the financial year 1911-12, the Government Dockyard at Cockatoo Island was a State utility, which merged into an Industrial Undertaking, and afterwards was taken over as a Commonwealth enterprise. The others brought into operation at this time of 1911-12, viz., the State Brickworks at Homebush, the Lime-works, and the Timber Yard were new as Industrial Undertakings, while the Clothing Factory, which was an adjunct of the Stores Supply Department, was a conversion of a departmental industry.

The Lime Industry was initiated by the construction of a kiln and essential adjuncts at Taree in 1912. There was no production of lime there for marketing, although a quantity was burnt for experimental purposes. A later type of kiln was built at Botany for production of lime for use in the making of sand-lime bricks. This industry, for various reasons, was abandoned later.

The Brickworks at Homebush, notwithstanding the newness of everything connected with it, gave immediate earnest of the capable management, which has continued throughout most successfully, by producing 4,500,000 commercial bricks in the first eight months of its establishment, and the net profit on the output for that initial period, 1911-12, was £259 19s. 11d. The working of the Metal Quarries already indicated was resultant in a profit of £2,738 4s. 5d. It was announced at this time that the industries were being established with the object of preventing manufacturers from combining to raise the prices of building and other material to what was regarded as excessive rates. As to the two initial undertakings, it was shown that the output of the Brickworks was used wholly for purposes of the State, which got a first-class article, was saved 5s. per thousand on the ruling market rate, and that the Metal Quarries supplied the State Departments and Local Government bodies at from 1s. to 2s. less than the then current rates.

During the first year of establishment of the Industrial Undertakings, the Rozelle Joinery Works were acquired as a working concern by the Railway Commissioners, but the business was subsequently taken over by the Department of Public Works. Later these Joinery Works were burnt out. The manner of their acquirement formed the subject of adverse reports of the Auditor-General of the period.

In November, 1912, the Special Deposits (Industrial Undertakings) Act was passed, prescribing that the accounts of the enterprises be kept, the capital cost of each be determined, a sinking fund be maintained, and it further made provision for depreciation and replacements. This Act was subsequently amended by Act No. 77, 1916, which specified :

“ After providing for expenditure in respect of any Industrial Undertaking, such amounts as may be determined by the Minister (under whose direction the undertaking is carried on) shall from time to time be carried to a Reserve Account to be opened in the Treasury under the heading of the undertaking.

“ Such account shall be kept in the Special Deposits Account division of the public accounts, and shall be credited with interest at such rates and under such conditions as the Colonial Treasurer may determine.

“ Moneys at credit of such account may be withdrawn by the Manager for the purpose of meeting the cost of renewals, replacements, assurance and liabilities for accidents, and such other liabilities properly incurred in relation to the undertaking as may be determined by the Minister, but for no other purpose, and thereupon the required amount may be issued under the authority of the said Treasurer.” (Report 1917).

The 8th section of the Principal Act was repealed, and the following substituted for it :—

“ The profits of an undertaking, after providing for the amounts carried to the Consolidated Revenue Fund, and to the Reserve Account, in pursuance of sections 4 and 4a of this Act [Section 4 providing for annual payment to revenue of  $\frac{1}{2}$  of 1 per cent. of Loan Capital] may be applied in reduction of the capital cost of the undertaking.”

From shortly after its establishment until the change in control last year, constant adverse criticism had to be made of the Trawling Industry. The full story is contained in previous reports. The consistent support accorded proved incompetence was phenomenal.



A State Bakery initiated in 1914 made large profits owing to military contracts, and later benefited by railway contracts in pastry, which were not continued by the Commissioners. In the same year a Central Motor Garage was established as an Industrial Undertaking, but its control has clearly proved irksome to certain officials, who succeeded in establishing another, which is a Departmental adjunct. The Power Station referred to in detail later was also established in 1914.

In 1917 the State acquired Saw Mills at Craven and Gloucester, and in the same year a Drug Depôt was instituted in connection with the Stores Supply Committee's operations. The following is a quotation from an earlier report :—

“In any *résumé* of our industrial undertakings, the Lime Quarries, Lime Brickworks, and the Rozelle Joinery Works must have a place. They continued to figure in reports for years owing to the non-passage of legislation to admit of their being wound up.

“The Lime Brickworks and the Lime Quarries were pure experiments, and a prejudice against the appearance of the brick largely caused the abandonment of the enterprise.

“The Rozelle Joinery Works were a paying concern when they were destroyed by fire. The Uhr's Point Timber Yards were practically a replacement on another site of similar works on a larger and more comprehensive scale.

“The capital of the Rozelle Joinery Works was £25,613, that of the Limeworks at Botany and Taree was £14,362, and that of the Brickworks, Botany, was £29,630. The net loss on the Joinery Works was £26,105, that on the Limeworks £9,826, and on the Botany Brickworks £19,825. These, as already reported, were wound up in 1919.”

It is interesting to note that a suggestion made by me has been followed in the recent administrative arrangements of this State, viz.—

“I have previously suggested that it would seem advantageous to group all the industrial enterprises under the one Minister. During the year, this plan has been adopted in the State of Queensland with attendant advantages.” (Report, 1918-19.)

In the study of these industries, it is well to keep in mind the fact covered by the following extract from my report upon them in 1919 :—

“The motive for the conduct of these undertakings, as previously shown by me in the report for 1914, is not presumed to be an active competition with other producers to their detriment, but rather to effect savings to the State administration by giving it a first-class article, ensuring that it shall not pay unduly therefor.”

F. A. COGHLAN,

Auditor-General.

Department of the Auditor-General,  
1st December, 1921.











1922.

---

NEW SOUTH WALES.

---

# MURRUMBIDGEE IRRIGATION AREAS.

---

Balance-sheet, General Revenue Account, &c.,  
Year ended 30th June, 1921,

TOGETHER WITH

Notes of Officers of the Auditor-General thereon



SYDNEY: WILLIAM APPIEGATE GULLICK, GOVERNMENT PRINTER.

---

1922.







Department of Audit,  
Sydney, 4th January, 1922.

To the Honorable the Speaker of the Legislative Assembly.

Sir,

I have the honor to submit, under the provisions of section 6 of the Special Deposits (Industrial Undertakings) Act, 1912, balance sheet, &c., of the Murrumbidgee Irrigation Area, together with the audit notes of Messrs. Gribben and Clifford, who conducted the audit. The Act cited provides that copies of the balance sheet, trading account, and profit and loss account, with a full statement of receipts and expenditure of an industrial undertaking, shall be laid annually before Parliament. In accordance with usage I am sending to each member of the Legislative Assembly a copy of the enclosure.

Yours faithfully,

F. A. COGHLAN,  
Auditor-General.







# MURRUMBIDGEE IRRIGATION AREA.

## CONTENTS.

	PAGE.
Balance-sheet, &c. ... ..	2
Debts Owing to the Commission ... ..	14
Sundry Debtors ... ..	15
Abattoirs ... ..	17
Bacon Factory ... ..	18
Butter Factory ... ..	18
Electric Power House ... ..	19
Canning Factory ... ..	20
Domestic Water Supplies ... ..	21
House and Property Rentals ... ..	22
Nurseries ... ..	22
Accommodation Houses ... ..	22
Government Stores ... ..	22
Summation ... ..	23



[illegible]



## BALANCE-SHEET as at 30th June, 1921—continued.

## LIABILITIES.

	£	s.	d.
Brought forward .....	6,715,815	17	7
Reserves—			
Bad Debts .....	2,537	19	1
Butter Factory Profit for year reserved for sup- pliers .....	310	17	9
Suspense Account .....	11,654	5	9
General Revenue Account— Balance at 30th June, 1915 .....	7,797	6	5
Interest Suspense Account— Interest to 30th June, 1915 .....	347,524	13	5
Interest on Works under Construction to 30th June, 1921 ...	7,800	2	11
	355,324	16	4
Interest on Overdraft ...	24,223	15	4
Statutory Charges— Interest on Capital, 1st July, 1915, to 30th June, 1921 .....	1,107,262	8	1
Sinking Fund, 1st July, 1915, to 30th June, 1921 .....	85,435	10	7
	£8,310,362	16	11

## ASSETS.

	£	s.	d.	£	s.	d.
Brought forward .....	6,090,681	5	10			
Sundry Debtors—						
Mortgages and Instalments ...	676,164	19	8			
Live Stock and Short Loans ...	23,360	1	2			
Land Rentals and Water Rates	131,702	16	8			
Town Block Rentals .....	1,772	17	2			
Sundry Debtors .....	37,356	2	6			
	870,356	17	2			
Less Advances paid from Capital .....	742,075	14	10			
	128,281	2	4			
Stocks—						
General and Works in progress	475,546	3	3			
Less—	£	s.	d.			
Construction Stocks paid from Capital	154,290	5	7			
Advance for Working Ca- pital, paid from Capital	155,000	0				
	309,290	5	7			
	166,255	17	8			
Suspense Account— Crown Dues Remissions .....	23,215	0	2			
Lucerne Com- pensation claims .....	54,644	2	2			
Less Amount paid from Capital .....	7,045	13	1			
	47,598	9	1			
	70,813	9	3			
Security and Contract Deposit Ac- count .....				55	0	0
Revenue Account— Loss to 30th June, 1920 (with adjustments) .....	1,027,551	14	9			
Loss for Year ended 30th June, 1921 .....	471,899	10	9			
	1,498,951	5	6			
Accrued Interest— Interest on Capital to 30th June, 1915 .....	347,524	13	5			
Interest on Works under Con- struction .....	7,800	2	11			
	355,324	16	4			
	£8,310,362	16	11			

We have examined the Books, Accounts, and Vouchers, of the Murrumbidgee Irrigation Areas, and hereby certify that, subject to the qualification that no provision for depreciation on Aerial Transmission Lines or Telephone Lines has been made, the above Balance sheet exhibits a full and correct statement of the financial affairs of the Undertaking at 30th June, 1921, as disclosed thereby.

Department of Audit,  
Sydney, 28th September, 1921.

F. GRIBBEN.  
C. W. CLIFFORD.



To Net Losses—

Yanco—			
Abattoirs .....	1,434	17	7
Bacon Factory.....	2,595	6	7
Domestic Water Supply, Leeton .....	1,781	15	10
Domestic Water Supply, Yanco .....	599	7	2
Electrical Power House .....	1,092	6	6
Canning Factory.....	139,096	10	5
Dormitories and Dining Rooms .....	6,603	0	4
House and Property Rents .....	3,603	9	11
Fodder Growing.....	573	9	5
"The Hydro" Accommodation House .....	1,715	19	3
"Leeton House" Accommodation House.....	1,100	14	10
Fitter's Shop.....	306	13	5
Horse Breeding.....	67	1	0
Stemmer and Grader .....	356	18	5
Pound .....	5	18	4
Fencing Posts.....	255	16	8
Mirrool—			
Agistment.....	147	0	7
"Mirrool House" Accommodation House .....	3,328	0	7
Domestic Water Supply.....	765	1	5
House and Property Rents.....	1,506	4	2
Electrical Power House.....	1,006	14	7
Sanitation .....	667	13	5
Fodder Growing.....	2,635	14	3
Fencing Posts .....	52	16	4

By Net Profits —

Yanco—			
Butter Factory .....			
Dry Area Rentals .....	4,600	19	11
Live Stock for Settlers.....	97	7	9
Horse Sales.....	2	18	5
Nursery.....	88	19	6
Sanitation .....	163	10	3
Yanco Store.....	1,617	7	3
Sale Yards .....	1	10	2
Mirrol—			
Nursery .....	1,165	12	3
Horse Sales.....	219	10	9
Yass—			
Agistment .....	86	14	8
			8,049 10 11
Balance Carried Down.....	163,254	0	1
	£171,303	11	0

To Balance brought down .....	£	s.	d.	£	s.	d.
				163,254	0	1
<b>Expenses Incidental to Distribution of Water:—</b>						
Berembed Weir Maintenance ...	940	12	4			
Channel Maintenance.....	5,797	18	1			
Drainage Maintenance .....	4,901	15	6			
Main Canal Maintenance .....	4,064	6	4			
Noxious Weeds Destruction .....	4,894	0	9			
Telephone Maintenance.....	1,343	3	11			
Water Distribution .....	12,601	13	11			
				34,543	10	10
<b>Expenses Incidental to Land and Settlement:—</b>						
Instruction to Settlers .....	5,988	4	2			
Lands Administration .....	16,408	8	5			
Township Watering and Maintenance .....	7,381	2	2			
Road Plantation Maintenance...	860	16	11			
Road & Structures Maintenance	5,669	18	9			
Soldiers' Settlement .....	8,075	13	0			
				44,384	3	5
<b>Expenses Incidental to Administration, &amp;c.:—</b>						
Bush Fires Prevention .....	618	0	1			
Fruit-packing .....	2,322	1	2			
Loss on Regazettal and Upkeep of Vacant Farms .....	2,647	11	0			
Removal and re-erection of Transmission Lines (Yanco-Griffith Railway).....	190	12	9			
Executive Board Expenses .....	103	2	1			
Supervision Expenses & Salaries	48,559	8	5			
				54,410	15	6
<b>Interest for Current Year:—</b>						
Interest on Capital .....	266,182	5	6			
Interest on Overdraft.....	11,415	0	0			
Contribution to Sinking Fund	19,861	13	3			
	297,458	18	9			
Less Interest debited to Trading Departments .....	30,169	15	5			
				267,289	3	4
				£563,911	13	2

Water—			
Water Rates and Charges.....		11,007	9 4
<b>Earnings from Land Settlement—</b>			
Lease Rentals.....		44,726	18 8
<b>Sundry Earnings—</b>			
Miscellaneous Revenue .....	1,325	12	8
Interest .....	33,503	10	1
Rent of Improvements.....	1,948	11	8
		<u>36,777</u>	<u>14 5</u>
<b>Balance being Net Loss for Year.....</b>		471,399	10 9

Balance being <b>Net Loss</b> for Year.....	471,399 10 9
---	--------------



## Abattoirs and Bacon Factory.

ABATTOIRS—TRADING ACCOUNT for Twelve Months ended 30th June, 1921.

	£	s.	d.		£	s.	d.
To Stock on Hand.....	42	0	0	By Slaughtering Charges.....	2,243	10	4
Salaries.....	309	4	0	Sundry Earnings.....	674	11	8
Wages.....	1,355	14	7	Stock on hand—Tallow.....	54	17	8
Electric Power.....	734	1	11	<b>Balance</b> carried down.....	822	2	8
Fuel.....	136	17	10				
Water.....	33	12	1				
Insurance.....	118	12	10				
General Expenses.....	223	9	9				
Repairs and Replacements.....	101	9	11				
Inspection Fees.....	121	7	4				
Selling Commission.....	6	11	10				
Freight and Cartage.....	12	0	1				
Holiday Pay.....	68	10	2				
Tools.....	6	2	5				
Depreciation—Buildings and Plant.....	490	7	7				
Supervision.....	35	0	0				
	<b>£3,795</b>	<b>2</b>	<b>4</b>		<b>£3,795</b>	<b>2</b>	<b>4</b>
To <b>Balance</b> brought down .....	822	2	8	By <b>Net Loss</b> for 12 months transferred to			
Interest on capital invested .....	612	14	11	General Revenue Account .....	1,434	17	7
	<b>£1,434</b>	<b>17</b>	<b>7</b>		<b>£1,434</b>	<b>17</b>	<b>7</b>

BACON FACTORY.—MANUFACTURING ACCOUNT for Twelve Months ended 30th June, 1921.

	£	s.	d.		£	s.	d.	£	s.	d.
To Stock on hand—139 Pigs .....	594	17	9	By Transfer of Pigs and Trimmings to						
Purchases .....	9,094	15	11	Smallgoods .....	332	4	0			
Manufacturing Charges—				Sales of Pigs and carcasses of Pork						
Buying Expenses .....	57	6	0	to settlers, butchers, and others .....	1,754	12	1			
Curing Requisites .....	174	16	1	Curing pigs for settlers .....	56	5	6			
Cartage Inwards .....	140	10	8					2,143	1	7
Electric Power .....	367	0	9	Cost of Bacon, &c., transferred to						
Feeding Resting Stock .....	1,572	14	1	Trading Account .....				12,059	1	8
Fuel.....	96	17	10	Stock on Hand—40 Pigs .....				150	0	0
Insurance.....	82	0	7							
Manufacturing Sundries .....	58	2	10							
Repairs and Replacements.....	48	11	0							
Slaughtering Charges .....	318	16	0							
Smoking Charges .....	5	16	8							
Wraps.....	391	17	7							
Wages—Holiday pay, £51 11s. 5d. ....	919	18	6							
Water.....	26	17	1							
Depreciation—Buildings, Plant, Horses,										
Vehicles .....	401	3	11							
	<b>£14,352</b>	<b>3</b>	<b>3</b>					<b>£14,352</b>	<b>3</b>	<b>3</b>

TRADING ACCOUNT for Twelve Months ended 30th June, 1921.

	£	s.	d.		£	s.	d.	£	s.	d.
To Stock on hand—				By Sales .....				18,225	5	6
Manufactured .....	5,705	1	11	Manufactured Stock on hand .....	1,156	4	4			
Consignment .....	1,586	0	6	Stock on Consignment .....	45	1	1			
				Lard .....	91	0	0			
Transfer of Manufactured Stock .....	12,059	1	8	Tallow .....	27	8	10			
Gross Profit transferred to Profit and Loss Account .....	194	15	8					1,319	14	3
	<b>£19,544</b>	<b>19</b>	<b>9</b>					<b>£19,544</b>	<b>19</b>	<b>9</b>

SMALL GOODS.—TRADING ACCOUNT for Twelve Months ended 30th June, 1921.

	£	s.	d.		£	s.	d.	£	s.	d.
To Stock on hand .....	164	13	3	By Sales .....				3,293	14	6
Stock on Consignment .....	74	7	5	Sundry Earnings.....				9	10	3
				Stock on hand .....	563	9	7			
Purchase of Pigs and Trimmings .....	3,202	8	8	Stock on Consignment.....	4	7	6			
Salaries .....	191	5	0					567	17	1
Wages .....	363	0	1	<b>Loss</b> , for 12 months ended 30th June,						
Sundry Charges .....	22	16	8	1921, transferred to Profit and						
Selling Commission .....	39	10	5	Loss Account .....				417	6	9
Cartage outwards .....	22	3	1							
Supervision .....	50	0	0							
Slaughtering Charges .....	124	2	0							
Freight Inward .....	34	2	0							
	<b>£4,288</b>	<b>8</b>	<b>7</b>					<b>£4,288</b>	<b>8</b>	<b>7</b>



## Abattoirs and Bacon Factory—continued.

PROFIT AND LOSS ACCOUNT for Twelve Months ended 30th June, 1921.

	£	s.	d.		£	s.	d.
To Loss transferred from Small Goods Trading				By Gross Profit transferred from Trading Account	194	15	8
Freight and Cartage Outwards	417	6	9	Agistment Fees	6	19	11
General Expenses and Allowances	211	2	3	Balance carried down	1,896	8	7
Salaries	391	9	8				
Selling Commission (including sundry charges for postage, &c.)	235	11	2				
Storage Charges	576	10	10				
Stationery	5	5	5				
Tools	44	14	7				
Supervision	1	3	6				
	215	0	0				
	£2,098	4	2		£2,098	4	2
To Balance carried down	1,896	8	7	By Net Loss for twelve months ended 30th June, 1921, transferred to General Revenue Account	2,595	6	7
Interest on Capital invested	698	18	0		£2,595	6	7
	£2,595	6	7				

## Domestic Water Supplies.

LEETON.—TRADING ACCOUNT for Twelve Months ended 30th June, 1921.

	£	s.	d.		£	s.	d.
To Salaries and Wages	238	12	4	By Water Charges	1,346	16	11
Electric Power	611	19	3	Balance carried down	487	9	10
General Expenses	17	0	2				
Water Rates	10	0	0				
Repairs and Replacements	2	3	2				
Supervision	50	0	0				
Depreciation on—							
Plant	34	3	2				
Service Reservoir	86	12	6				
Mains	484	9	7				
Reservoir	26	4	2				
Temporary Water Supply	15	4	5				
Drafting and Design Water Supply	36	11	0				
Pumping Station	17	11	11				
Water Mains Connections	72	18	10				
Filter Tank	37	6	6				
Settling Tanks	93	9	9				
	904	11	10				
	£1,834	6	9		£1,834	6	9
To Balance brought down	487	9	10	By Net Loss for 12 months, transferred to General Revenue Account	1,781	15	10
Interest on Capital	1,294	6	0		£1,781	15	10
	£1,781	15	10				

YANCO.—TRADING ACCOUNT for Twelve Months ended 30th June, 1921.

	£	s.	d.		£	s.	d.
To Depreciation—Plant	6	13	8	By Water Charges	166	10	5
Service Reservoir,				Balance carried down	252	9	5
Mains, &c.	205	11	4				
Electric Power	212	5	0				
General Expenses	83	12	6				
Salaries and Wages	6	1	10				
Water Rates	87	0	6				
Supervision	10	0	0				
	20	0	0				
	£418	19	10		£418	19	10
To Balance brought down	252	9	5	By Net Loss for 12 months, transferred to General Revenue Account	599	7	2
Interest on Capital	346	17	9		£599	7	2
	£599	7	2				



### Electric Power-House.

MANUFACTURING ACCOUNT for Twelve Months ended 30th June, 1921.

To Depreciation—Buildings .....	£	s.	d.	£	s.	d.
„ Plant .....	215	18	8			
„ Transmission Lines .....	311	19	4			
„ Plant .....	166	4	6			
„ Motors .....	247	1	6			
Firewood, Coal and Cartage .....				941	4	0
Insurances .....				4,278	5	5
Sundry Materials .....				68	0	0
Sundry Expenses .....				649	3	0
Wages .....				75	6	6
Holiday Pay ..				3,251	19	0
				28	19	0
				£9,292	16	11

By Sundry Services to Outside Customers .....	£	s.	d.
<b>Total Cost of Production transferred to Trading Account .....</b>	<b>783</b>	<b>5</b>	<b>1</b>
	8,509	11	10

	£9,292	16	11
--	--------	----	----

TRADING ACCOUNT for Twelve Months ended 30th June, 1921.

	£	s.	d.		£	s.	d.
To <b>Total Cost of Production</b> transferred from				By Sales .....	11,082	9	6
Manufacturing Account .....	8,509	11	10	Profit, Hire of Baling Press ..	14	13	11
General Expenses .....	298	18	2	Profit on Sale of Electric Stock .....	126	0	11
Salaries .....	855	1	2				
Supervision .....	200	0	0				
Balance carried down .....	1,359	13	2				
	<u>£11,223</u>	<u>4</u>	<u>4</u>		<u>£11,223</u>	<u>4</u>	<u>4</u>
 To Interest on Capital .....	 2,451	 19	 8	By Balance brought down .....	 1,359	 13	 2
	<u>£2,451</u>	<u>19</u>	<u>8</u>	<b>Net Loss</b> for 12 months, transferred to General			
				Revenue Account .....	1,092	6	6
					<u>£2,451</u>	<u>19</u>	<u>8</u>

### Canning Factory.

TIN FACTORY.—MANUFACTURING ACCOUNT for Twelve Months ended 30th June, 1921.

To Tin Plate, &c. ....	£	s.	d.	By <b>Balance</b> transferred to Canning Factory	£	s.	d.
Salaries and Wages .....	81,499	6	9	Manufacturing Account .....	90,658	5	11
General Expenses .....	5,500	1	11				
Manufacturing Expenses .....	324	12	2				
Power and Light .....	1,228	8	10				
Repairs and Replacements .....	239	2	2				
Depreciation .....	627	15	9				
	1,238	18	4				
	<u>£90,658</u>	<u>5</u>	<u>11</u>		<u>£90,658</u>	<u>5</u>	<u>11</u>

CANNING FACTORY.—MANUFACTURING ACCOUNT for Twelve Months ended 30th June, 1921.

To Purchases Fruit and Vegetables	£	s.	d.	£	s.	d.
Sugar and Manufacturing Sundries .....	32,998	18	7			
	26,775	5	7			
				59,774	4	2
Tin Factory Manufacturing Expenses .....	90,658	5	11			
Petrol Tins, &c. ....	850	9	2			
Boxes, Shooks and Trays .....	8,948	14	1			
Labels .....	1,497	12	6			
Grading and Packing Dried Fruit	136	9	4			
				102,091	11	0
Wages .....	20,669	6	0			
Salaries and Allowances .....	1,608	5	10			
Fuel .....	1,208	19	0			
Electric Light and Power .....	1,541	3	6			
Water .....	508	5	0			
Repairs and Replacements .....	1,513	2	2			
Holiday Pay .....	3,767	8	10			
				30,816	10	4
Depreciation—Plant and Buildings .....				6,956	11	0
				£199,638	16	6

By Balance transferred to Canning Factory	£	s.	d.
Trading Account .....	199,638	16	6
	£199,638	16	6



## Canning Factory—continued.

## TRADING ACCOUNT for Twelve Months ended 30th June, 1921.

	£	s.	d.	£	s.	d.		£	s.	d.
To Manufactured Stocks on hand at 30th June, 1920 .....				93,622	5	2	By Sales.....	44,348	15	10
Transfer Manufacturing Costs from Manufacturing Account.....				199,638	16	6	Manufactured Stocks unsold .....	138,975	0	5
Commission on Sales .....	1,904	18	5				Gross Loss transferred to Canning Factory			
Freight .....	3,232	5	0				Profit and Loss Account .....	120,392	1	9
Cartage Outwards .....	1,484	7	5	6,621	10	10				
Salaries and Allowances .....	804	2	10							
General Expenses .....	2,406	9	3							
Supervision .....	500	0	0							
Stationery and Printing .....	122	13	5	3,833	5	6				
				£303,715	18	0				
								£303,715	18	0

## PROFIT AND LOSS ACCOUNT for Twelve Months ended 30th June, 1921.

	£	s.	d.		£	s.	d.
To Transfer from Canning Factory Trading Account .....	120,392	1	9	By Rent of Cottage .....	39	15	10
Portion of Preliminary Expenses written off ...	326	10	0	Balance carried down .....	124,825	18	7
Fares of Female Employees.....	1,382	9	0				
Free Meals to Employees during off season.....	910	4	6				
Insurance.....	1,826	19	2				
Depreciation, Cannery Cottage.....	27	10	0				
	£124,865	14	5		£124,865	14	5
Balance brought down .....	124,825	18	7	Net Loss transferred to General Revenue			
Interest on Capital .....	14,270	11	10	Account .....	139,096	10	5
	£139,096	10	5		£139,096	10	5

## DINING-ROOM AND DORMITORIES.—TRADING ACCOUNT for Twelve Months ended 30th June, 1921.

	£	s.	d.		£	s.	d.
To Perishable Stocks .....	6,590	12	11	By Receipts.....	8,415	9	3
Salaries and Wages .....	2,535	14	7	Balance transferred to Dining-room and Dormi-			
General Expenses .....	1,338	18	8	tories Profit and Loss Account .....	5,035	3	1
Electric Light.....	262	16	0				
Sanitation and Water .....	271	18	3				
Equipment .....	1,108	10	8				
Depreciation .....	1,342	1	3				
	£13,450	12	4		£13,450	12	4

## PROFIT AND LOSS ACCOUNT for Twelve Months ended 30th June, 1921.

	£	s.	d.		£	s.	d.
To Balance transferred from Dining-room and Dormitories Trading Account .....	5,035	3	1	By Net Loss transferred to General Revenue			
Interest on Capital .....	1,567	17	3	Account .....	6,603	0	4
	£6,603	0	4		£6,603	0	4



## Accommodation Houses.

"THE HYDRO."—TRADING ACCOUNT for the Twelve Months ended 30th June, 1921.

	£	s.	d.		£	s.	d.
To Provisions.....	2,811	1	7	By Earnings—Board and Apartments.....	6,353	12	0
Salaries and Wages .....	2,217	16	0	Sales Tobacco, &c. ....	247	11	1
Electric Supply .....	239	19	11	Balance carried down .....	629	0	1
Water .....	31	1	3				
Fuel .....	248	4	7				
Tobacco, &c. ....	201	7	2				
General Expenses .....	539	3	3				
Supervision .....	50	0	0				
Depreciation—Building .....	477	3	9				
"    Furniture .....	117	3	7				
"    Equipment .....	297	2	1				
	£7,230	3	2		£7,230	3	2
To Balance brought down .....	629	0	1	By Loss—Transferred to General Revenue Account	1,715	19	3
Interest on Capital .....	1,086	19	2				
	£1,715	19	3		£1,715	19	3

"MIRROOL HOUSE."—TRADING ACCOUNT for the Twelve Months ended 30th June, 1921.

	£	s.	d.		£	s.	d.
To Provisions .....	8,040	6	0	By Earnings—Board and Apartments.....	12,028	16	5
Salaries and Wages .....	2,613	14	1	Balance carried down .....	1,961	16	4
Water .....	28	9	11				
Fuel .....	177	10	0				
General Expenses .....	114	6	6				
Insurance .....	164	7	1				
Sanitation .....	221	12	0				
Supervision .....	250	0	0				
Lighting .....	139	3	2				
Pumping Drain .....	196	19	6				
Stationery and Advertising.....	51	14	1				
Cartage and Freights .....	218	7	2				
Equipment .....	527	7	1				
Depreciation—Building .....	989	9	3				
"    Furniture .....	211	2	11				
"    Equipment .....	49	4	0				
	£13,993	12	9		£13,993	12	9
To Balance brought down .....	1,964	16	4	By Loss transferred to General Revenue Account	3,328	0	7
Interest on Capital.....	1,363	4	3				
	£3,328	0	7		£3,328	0	7

"LEETON HOUSE."—TRADING ACCOUNT for Twelve Months ended 30th June, 1921.

	£	s.	d.		£	s.	d.
To Salaries and Wages .....	1,116	16	1	By Earnings—Board and Apartments.....	3,621	6	3
Electric Supply .....	104	19	10	Balance carried down .....	759	17	9
Water .....	12	10	3				
Fuel .....	123	7	11				
Provisions .....	2,189	2	11				
General Expenses .....	259	12	5				
Supervision .....	10	0	0				
Depreciation—Buildings .....	285	12	3				
"    Furniture .....	62	6	0				
"    Equipment .....	213	16	4				
	£4,381	4	0		£4,381	4	0
To Balance brought down .....	759	17	9	By Loss transferred to General Revenue Account	1,100	14	10
Interest on Capital .....	340	17	1				
	£1,100	14	10		£1,100	14	10



## House and Property Rents.

TRADING ACCOUNT for Twelve Months ended 30th June, 1921.

	£	s.	d.		£	s.	d.
To Depreciation on Buildings, &c. ....	4,233	19	10	By Rents .....	5,140	8	7
General Expenses .....	101	15	0	Balance carried down .....	870	14	8
Insurance ..	207	17	9				
Repairs .....	249	8	10				
Salaries and Wages .....	389	18	1				
Water Rates .....	136	15	3				
Supervision .....	225	0	0				
Loss on Sale of Harwood Hall .....	6	12	11				
Loss on Sale of Government Store, Leeton .....	459	15	7				
	£6,011	3	3		£6,011	3	3
Balance brought down.....	870	14	8	Net Loss transferred to General Revenue Ac-			
Interest on Capital .....	4,081	16	7	count .....	4,952	11	3
	£4,952	11	3		£4,952	11	3

## Stemmer and Grader.

TRADING ACCOUNT for the Twelve Months ended 30th June, 1921.

	£	s.	d.		£	s.	d.
To Stock .....	535	18	10	By Sundry Charges .....	333	11	1
Depreciation—Building and Plant .....	161	12	0	Sales, Sweat boxes .....	258	8	9
Electric Light and Power .....	7	9	8	„ Sundry stores .....	9	3	4
Fruit Cases .....	23	4	2	Rent of Building .....	96	17	6
General Expenses .....	13	11	11	Balance carried down .....	190	3	5
Insurance .....	21	4	10				
Paper .....	2	9	0				
Water .....	0	11	8				
Wages .....	122	2	0				
	£888	4	1		£888	4	1
Balance brought down .....	190	3	5	Balance—Loss transferred to General Revenue			
Interest on Capital .....	166	15	0	Account .....	356	18	5
	£356	18	5		£356	18	5

## Butter Factory.

MANUFACTURING ACCOUNT.—For Twelve Months ended 30th June, 1921.

	£	s.	d.		£	s.	d.
To Purchase of Cream.....	42,984	8	2	By Butter Produced — transferred to Trading			
Boxes .....	874	0	8	Account .....	46,581	1	4
Paper.....	209	12	0				
Salt and Preservatives .....	54	9	4				
Sundry materials.....	193	5	8				
Fuel .....	127	5	2				
Electric Power .....	704	5	1				
Salaries .....	594	1	0				
Wages .....	1,057	14	6				
Insurance .....	61	11	1				
Water .....	83	11	4				
Repairs and Replacements .....	142	9	7				
Water Filter—Proportion Charges .....	75	5	0				
Cartage inwards.....	2	13	9				
Depreciation—Plant .....	149	11	7				
„ Sub Fire Station .....	3	17	4				
„ Buildings .....	270	2	5				
	4,603	15	6				
	£47,588	3	8				
Less Printing and Wrapping.....	143	18	1				
Ice Sales .....	863	4	3				
	1,007	2	4				
	£16,581	1	4		£16,581	1	4



To Stock on hand—Butter.....	£	s.	d.	By Butter Sales .....	£	s.	d.
Butter Produced—transferred from Manufac-	35	9	1	Stocks on hand .....	49,336	5	9
turing Account .....	46,581	1	4		400	7	10
Gross Profit transferred to Profit and Loss							
Account ..	3,120	3	2				
	£49,736	13	7		£49,736	13	7

	£	s.	d.		£	s.	d.
To Salaries .....	297	0	6	By Balance brought from previous year .....	49	3	8
Supervision .....	75	0	0	Gross Profit transferred from Trading Account .....	3,120	3	2
Commission .....	796	12	1	Butter Bonus—Balance .....	180	1	0
Interest .....	558	18	4	Prize Money, R.A. Show .....	80	0	0
Rent of Manager's House .....	13	4	5				
Ground Rent .....	75	0	0				
Butter Allowance to Employees ...	39	7	10				
General Expenses .....	183	7	7				
Cartage Outwards .....	17	10	5				
Freight .....	186	19	1				
Depreciation .....	2	10	1				
Butter Pool Levy.....	636	2	6				
Drainage .....	48	8	5				
Plant written off .....	148	8	10				
Prize Money distributed .....	40	0	0				
	<hr/>						
		3,118	10    1				
Balance carried forward .....		310	17    9				
		<hr/>					
		£3,429	7    10				
		<hr/>					
					£3,429	7    10	
					<hr/>		

	£	s	d.		£	s	d.
To Depreciation—				By Rents and Agistment .....	10,690	9	5
Gogeldrie Buildings .....	315	0	0				
Plant and Horses .....	46	13	0				
General Expenses .....	707	8	10				
Horse Feed .....	281	0	0				
Hire of Motor-cars .....	65	7	4				
Insurance .....	32	0	7				
Repairs to Fences, Drains, &c. ....	570	16	11				
Rabbit Destruction .....	2,257	15	0				
Salaries and Wages .....	1,737	7	0				
Holiday Pay .....	24	15	10				
Rent of Canal Banks .....	6	5	0				
Supervision .....	45	0	0				
Net Profit transferred to General Revenue							
Account .....	4,600	19	11				
	£10,690	9	5		£10,690	9	5

To Stock on hand.....	£	s.	d.	By Sales .....	£	s.	d.
Purchases .....	7,595	9	4	Stock on hand.....	6,232	11	3
General Expenses .....	560	16	8		2,434	12	6
Agistment .....	111	19	0				
Supervision .....	299	11	0				
Net Profit transferred to General Revenue Account .....	97	7	9				
	£8,667	3	9		£8,667	3	9



## Nurseries.

LEETON.—TRADING ACCOUNT for Twelve Months ended 30th June, 1921.

	£	s.	d.	£	s.	d.		£	s.	d.	£	s.	d.
To Stock on hand—Trees .....	3,214	12	0				By Sales .....				2,533	11	2
General .....	235	18	0				Agistment .....				3	17	8
				3,450	10	0	Stock on hand—						
Salaries and Wages .....				3,347	19	7	Trees .....	5,843	10	0			
Trees Purchased .....				393	0	0	General .....	204	18	0			
Freight and Cartage .....				20	17	7					6,048	8	0
Horse Feed .....				294	11	5							
General Expenses .....				100	9	2							
Holiday Pay .....				106	4	7							
Repairs and Replacements .....				45	6	2							
Rent of Cottage .....				57	11	0							
Rent of Land and Paddock .....				53	13	9							
Workmen's Compensation Insurance .....				16	0	2							
Water .....				18	9	3							
Depreciation .....				179	10	1							
Supervision .....				75	0	0							
Balance carried down .....				426	14	1							
				£8,585	16	10					£8,585	16	10
To Interest on Capital .....				337	14	7							
Net Profit transferred to General Revenue Account .....				88	19	6	By Balance brought down .....				426	14	1
				£426	14	1					£426	14	1

MIRROOL.—TRADING ACCOUNT for the Twelve Months ended 30th June, 1921.

	£	s.	d.	£	s.	d.		£	s.	d.
To Stock on hand—Stocks .....	6,566	3	1				By Sales—Trees .....	10,234	0	8
„ „ Equipment, &c. ....	259	6	0				Tent Rent .....	33	5	2
				6,825	9	1	Stock on hand—Stocks (growing) .....	9,015	10	6
Purchase of trees .....				3,480	5	7	Equipment, &c. ....	237	2	8
Salaries and Wages .....				6,237	9	6				
Rent .....				43	0	0				
Horse Feed .....				526	16	6				
Camp Equipment .....										
Sundries .....				75	2	5				
Tools and Harness .....				38	18	1				
Repairs .....				23	14	1				
Travelling Expenses, &c. ....				0	12	6				
Workmen's Compensation .....				35	10	0				
Depreciation—Plant, &c. ....				69	0	2				
Supervision .....				200	0	0				
Excess water .....				2	0	0				
Advertising and Stationery .....				41	5	7				
Cartage and Freight .....				197	14	7				
Timber .....				13	4	10				
Balance carried down .....				1,709	16	1				
				£19,519	19	0				£19,519 19 0
To Interest on Capital .....				544	3	10				
Net Profit transferred to General Revenue Account .....				1,165	12	3	By Balance brought down .....			1,709 16 1
				£1,709	16	1				1,709 16 1

## Government Stores.

TRADING ACCOUNT for Twelve Months ended 30th June, 1921.

	£	s.	d.		£	s.	d.
To Stock on hand .....	105,298	16	7	By Balance brought forward .....	3,194	3	8
Purchases .....	425,805	3	9	Sales .....	404,188	5	10
Wages .....	15,421	14	7	Stock on hand .....	157,782	5	6
Cartage Outwards .....	4,234	4	0				
Salaries and Supervision .....	6,294	4	6				
General Expenses .....	3,503	10	2				
Insurance .....	804	15	6				
Holiday Pay .....	78	11	5				
Depreciation .....	2,106	7	3				
Net Profit transferred to General Revenue Account .....	1,617	7	3				
	£565,164	15	0				£565,164 15 0



### MURRUMBIDGEE IRRIGATION AREAS.

In last year's report attention was specifically drawn to the meagre response by the Commission to reforms, which had been suggested for many years, in regard to financial matters. It is pleasing to report that, during the year, the Commission, realising the necessity for improvement in the financial organisation, appointed a committee, comprised of the Commission's and your officers, to report thereon, and suggest amendments thereto. The recommendations of the committee were practically adopted by the Commission, and have been given effect to; and, although not reflected in the figures under review, should affect the results of the current year very appreciably.

During the latter part of the year changes in policy have been made and, though beneficial results have eventuated in various respects, nevertheless there is wide avenue for further improvement. One alteration in procedure is open to grave question, inasmuch as the Commission is not protecting its assets by sufficient cover. In granting assistance to settlers it was previously the procedure for the Commission to purchase implements, &c., for settlers and charge the cost thereof as an advance to the settler to be repaid in instalments. Now the settlers themselves are permitted to purchase implements, &c., from agents and others at a greater cost than obtainable by the Commission, and the payment therefor made by the Commission, which in turn debits the cost to the settler. The present system is not in the best interests of the settler or the State, to the former the cost is greater and unnecessarily increases his indebtedness, whilst the State has not proper security for the assets, which stand at an inflated value for realisation.

The operations of the year in respect to what are termed trading activities on the Areas resulted in a trading loss of £133,084 4s. 8d.; and, if interest on capital, &c.—£30,169 15s. 5d.—be added, the net loss thereon amounted to £163,254 0s. 1d. Of that total the Canning Factory, with the attendant dormitories and dining-rooms, was accountable for no less than £145,699 10s. 9d.—a most disastrous loss.

In comparison with last year, marked improvement is reflected in the results of the Abattoirs, Bacon Factory, and Electric Power House, whilst considerable retrogression appertained to Domestic Water Supplies, House and Property Rentals, Accommodation Houses, Sanitation, and Dry Area Rentals.

To the net trading loss—£163,254 0s. 1d.—must be added the loss occasioned by administration—£308,145 10s. 8d.—in all a net loss of £471,399 10s. 9d. for the year, as against £284,567 5s. 10d. for the previous year.

The enormous increase of £186,832 4s. 11d. this year over the loss of the previous year was due to—

	£	s.	d.
Increased Trading Loss ... ..	140,905	0	0
„ Administrative Expenses ... ..	16,771	14	2
„ Interest on Capital, &c. ... ..	53,142	10	1
Decreased Water Rates and Charges ... ..	11,978	9	3
	<hr/>		
	£	s.	d.
Less Increased Lease Rentals ... ..	17,056	17	7
„ Sundry Earnings ... ..	18,908	11	0
	<hr/>		
	35,965	8	7
	<hr/>		
	£186,832	4	11

The increased loss was therefore mainly attributable to the Canning Factory and the increased bill for Interest on Capital, &c.

Even with the beneficial results, which should accrue through the savings in Administration, and the changes in policy concerning the various factories, there is apparently no prospect of the earnings being able to meet the huge liability for Interest on Capital, &c. This aspect formulates the question whether it would be possible to relieve the areas of any portion of the capital cost, which was £6,196,554 10s. 6d. at the 30th June. It is debatable whether the areas should be burdened with the whole cost, as portion, such as the Head Works—Barren Jack Dam and Reservoir—could equitably be considered to be of national importance, not merely appertaining to the Areas. The advisability of such relief is now the subject of correspondence.

In previous reports exception has been taken to the inability of the Commission to reconcile the capital account. It is pleasing to report that this long outstanding matter has now been finalised, and that the Statutory Capital Cost Committee has determined the capital at £6,196,554 10s. 6d., which is represented by the various assets, as shown in the balance-sheet.

Debts



## Debts owing to the Commission.

### *Assistance to Settlers.*

In comparing the relative figures in this balance-sheet with those of previous years, perhaps the most noticeable feature is the tremendous increase in the advances to and debts repayable by settlers. The collection of these amounts as they fall due will form no inconsiderable portion of the Commission's activities for very many years. For the better comprehension of the growth of this phase of the Commission's business, the following figures are set out, showing the amounts outstanding at the close of the last six financial years:—

				£	s.	d.
30th June, 1916	...	...	...	216,681	5	1
" 1917	...	...	...	261,030	14	3
" 1918	...	...	...	281,999	8	4
" 1919	...	...	...	325,926	1	4
" 1920	...	...	...	538,877	9	6
" 1921	...	...	...	831,227	17	6

The great expansion during the latter years was due to the development of farms for discharged soldiers and the liberal assistance granted to such lessees to bring their holdings to a reproductive stage.

In last year's report attention was directed to the absolute necessity for most zealous supervision of the securities in the farms concerned, and such warning must be repeated, with even greater force, this year. In its advances to civilian settlers the Commission is to be commended for the care now taken to, as far as possible, deal with these in a strictly commercial manner, only departing therefrom in special cases in which expert advice evidences need for sympathetic treatment.

In the case of discharged soldier settlers, however, perusal of the individual indebtedness seems to indicate that sufficient consideration has not been given, from the State's viewpoint, to this very vital aspect. There is no benefit accruing to the settler in being burdened with excessive expense which he will have to repay by instalments, with interest added. Already debts of over £2,000 are common, and, in isolated instances, the £3,000 mark has been passed. Grave doubts exist as to whether the probable returns from these holdings will enable the settler to meet the half-yearly instalments and, at the same time, pay his annual charges for land rental and water.

The perusal of accounts and documents has disclosed that many soldier settlers have had practically the whole of the permanent improvements on their farms carried out by contract or day-labour, for which the Commission has advanced the amounts required in full. Where, then, is the business margin of ordinary safety? At the same time these settlers have been drawing living allowances under the advertised scale, all added to the capital indebtedness, and, as far as a layman can determine, the amounts so paid are not adequately represented by increasing values in the farms, as should be expected, since the allowance is paid in order to provide for the settler whilst engaged on development work. It is earnestly suggested that the system of payment of living or "sustenance" allowances is one capable of and liable to grave abuse, and needs most careful supervision. Frequent and competent inspection of the properties is an absolute necessity to ascertain whether the settler is developing his farm to a value commensurate with the allowance so paid and thereby increasing the value of the asset to the Commission and himself. Further, some method of financing, which can secure to the settler a minimum equipment for the preliminary portion of his developmental work at a minimum of cost, is very desirable. As far as new lessees are concerned it is suggested that financial assistance should be limited to capital items such as grading, ditching, houses, plant, horses and cattle, trees or vines, and fencing material, but no assistance in cash other than sustenance allowance should be given for ploughing, harvesting, and ordinary farm labor which are working expenses.

The history of the Areas is so replete with losses on account of compensations, remissions of indebtedness and on the realisation of abandoned improvements, that the experience so gained might well have had a restraining influence in later transactions, yet it is by no means singular to hear that soldiers' farms are over capitalised or that suggestions have been put forward by settlers for revaluation of improvements with the view of reducing the indebtedness.

It is suggested that the Commission should follow the sound business policy adopted by the Government Savings Bank, in dealing with settlers financially, and, further, in the safeguarding of the securities for monetary advances by constant supervision of efficient field officers.

The varying rates of interest prescribed for soldier settlers is a factor in the administration which calls for some comment in its relation to the volume of work entailed in the keeping of the accounts by the Commission's officers and the exacting nature of the supervision imposed on this Department. The following rates are at present in operation— $3\frac{1}{2}$ , 4,  $4\frac{1}{2}$ , 5,  $5\frac{1}{2}$ , 6 and  $6\frac{1}{2}$  per cent. compounded half-yearly, 5 per cent. simple on land rentals and water rates, and 4 per cent. simple on Crown improvements. In some instances practically the whole of these rates have already applied to the accounts of an individual settler.

Sundry



### Sundry Debtors.

Debts not bearing interest, unless statutorily overdue (except survey fees and gazetted improvements) amounted to £170,831 16s. 4d. at 30th June, 1921. The comparison between the last two years is as follows:—

	30th June, 1920.	30th June, 1921.	Increase.	Decrease.
	£ s. d.	£ s. d.	£ s. d.	£ s. d.
Land Rents and Water Rates ...	133,332 0 7	131,702 16 8	.....	1,629 3 11
Town Block Rents ... ..	1,740 11 2	1,772 17 2	32 6 0	.....
Other Debts ... ..	44,769 2 5	37,356 2 6	.....	7,412 19 11
	£179,841 14 2	170,831 16 4	32 6 0	9,042 3 10
			Net Decrease....	9,009 17 10

During the year the completion of mortgages and the inclusion therein of liabilities for rent and water rates materially reduced the old outstanding debts thereon, but the addition of further charges for the year, amounting to £55,734 8s., almost maintained the indebtedness at the opening figure.

The fact that soldier settlers' rent and water rates are allowed to accrue for periods of two to five years will cause the yearly total to remain exceedingly high.

"Other Debts," which were adversely commented on in the last report, show a considerable betterment, being £7,413 less than last year. The policy adopted by the new administration in dealing with these debts should have the effect of reducing them to a minimum.

### Statement of Net Earnings and Working Expenses (ex Interest on Capital other than on Trading Departments) for the last four years.

Year Ended.	Expenditure.	Revenue.	Deficit.	Surplus.
	£ s. d.	£ s. d.	£ s. d.	
30th June, 1918 .....	74,886 15 0	38,493 0 1	36,390 14 11	.....
" 1919 .....	82,629 3 5	42,332 13 9	40,296 9 8	.....
" 1920 .....	140,244 17 11	68,525 3 1	71,719 14 10	.....
" 1921 .....	308,037 9 10	92,512 2 5	215,525 7 5	.....

In last year's report it was suggested that urgent attention should be directed towards keeping expenditure within reasonable bounds. A deficit of £71,719 14s. 10d. for that year, however, becomes insignificant when compared with the corresponding figure for this year, viz., £215,525 7s. 5d.

Adding the year's deficit to the balance brought forward at the commencement of the period, after adjustments, a total of £314,751 9s. 7d. is disclosed, which represents the aggregate loss in the working of the Areas, excluding interest on capital and sinking fund due to the Treasury.

### Earnings of the Last Three Years.

Head of Earning.	1918-19.	1919-20.	1920-21.	Comparison of last Two Years.	
				Increase 1920-21.	Decrease 1920-21.
	£ s. d.	£ s. d.	£ s. d.	£ s. d.	£ s. d.
Water rates and charges .....	8,821 12 7	22,935 18 7	11,007 9 4	.....	11,978 9 3
Land lease rentals .....	19,358 7 3	27,670 1 1	44,726 18 8	17,056 17 7	.....
Interest .....	13,707 10 2	16,722 1 0	33,503 10 1	16,781 9 1	.....
Miscellaneous Revenue.....	445 3 9	1,147 2 5	3,274 4 4	2,127 1 11	.....
Total .....	£ 42,332 13 9	68,525 3 1	92,512 2 5	23,986 19 4	.....
				35 per cent.	

For years this Department has expressed the opinion that sufficient revenue was not in sight to offset the apparently necessary expenditure. The Commission was of opinion that the various rates were ample to provide the requisite funds.

In the Accounts for the year ended 30th June, 1920, the earnings from Water amounted to £22,985 18s. 7d., whilst for last year the total was £11,007 9s. 4d., a falling off of £11,978 9s. 3d. The following table is explanatory of the decrease:—

	1919-20.	1920-21.
	£ s. d.	£ s. d.
Earnings from—		
Water rates.....	7,397 11 11	10,784 0 3
Dry area water .....	5,823 12 3	79 8 7
Excess and special watering .....	9,764 14 5	144 0 6
Total .....	£22,985 18 7	£11,007 9 4



Water Rates proper show the usual gradual increase consistent with the growth of settlement. Drought conditions in 1920 were responsible for the large earnings from the dry areas contiguous to the canals, &c., and also for excess and special waterings on the irrigation farms, but these are fluctuating earnings, as exemplified in the revenue derived therefrom for the two years, viz., £15,588 6s. 8d. and £223 9s. 1d. respectively.

In the Report for the year ended 30th June, 1917, this Department pointed out the disproportion between the revenue and expenditure of the Areas, and, at the same time, expressed doubt as to the ability of the fixed rates for land rentals and water to provide a working margin. The growing deficits of each succeeding year have borne out the contention that, if the rates be not increased, the Government must continue to supplement the Working Funds.

Without taking interest on capital into consideration, Water Charges, £11,007 9s. 4d., failed to off-set the direct expenditure incidental thereto of £34,543 10s. 10d. With interest added, the deficit amounted to £129,012 13s. 11d. Revenue from land rentals did repay the expenditure, but interest on the capital of the producing assets was not met by £98,926.

In last year's report it was pointed out that earnings of interest could not be considered as legitimate revenue. The major portion of the amount in the Revenue Account, £33,503 10s. 1d., is for interest charged to settlers on mortgages and assistance generally, the balance being interest on overdue instalments and on land rentals and water rates. This interest, when paid, is credited to the Working Account of the Treasury and used in financing the Areas. In the first instance, the interest so credited, is a set-off against interest on capital, and in the second, a contra entry to interest on overdraft, both of which are unpaid at the Treasury for the six years of the Undertaking's life.

Eliminating the huge loss on the trading departments, £163,254 0s. 1d., and also all interest from the comparison, there are administrative expenses of £133,368 9s. 9d. off-set by earnings of £59,008 12s. 4d. —a loss of £74,359 17s. 5d. These losses are mounting higher each year, when it might have been expected that the increase of settlement would have caused the expenses and earnings to more nearly balance.

It would be difficult to imagine a greater task than that which confronts the Administration in the endeavour to reduce the expenditure to the Revenue limit under present conditions. Increased construction, causing additional interest and maintenance charges, must precede further settlement from which revenue is derived. There appears to be no data available which would be of use in estimating the period in the life of such a settlement at which profitable working might be anticipated, but it is evident that, unless the present policy is radically changed, that period is not imminent if the results of past years are a guide. Perhaps the spirit of co-operation, now asserting itself on the Areas, may be the commencement of more economical working from the Governmental viewpoint.

### Net Working Costs of the last three years.

Head of Service.	1918-19.	1919-20.	1920-21.	Comparison of last two years.	
				Increase, 1920-21.	Decrease, 1920-21.
	£ s. d.	£ s. d.	£ s. d.	£ s. d.	£ s. d.
Net Trading Losses .....	23,002 17 2	15,248 2 4	163,254 0 1	148,005 17 9	.....
Berembed Weir Maintenance .....	918 16 8	897 14 1	940 12 4	42 18 3	.....
Channel Maintenance .....	2,891 9 5	6,096 7 10	5,797 18 1	.....	298 9 9
Main Canal Maintenance .....	2,578 9 2	4,212 3 7	4,064 6 4	.....	147 17 3
Drainage Maintenance .....	1,257 11 5	5,557 19 5	4,901 15 6	.....	656 3 11
Water Distribution .....	5,614 17 2	8,527 18 1	12,601 13 11	4,073 15 10	.....
Noxious Weeds Destruction .....	1,536 6 3	3,323 13 0	4,894 0 9	1,570 7 9	.....
Telephone Maintenance .....	1,014 1 11	1,569 6 0	1,343 3 11	.....	226 2 1
Lands Administration .....	6,933 6 10	11,691 2 11	16,403 8 5	4,717 5 6	.....
Instruction to Settlers .....	2,713 14 3	3,777 2 6	5,988 4 2	2,211 1 8	.....
Street Watering and Maintenance .....	833 10 6	1,844 5 6	7,331 2 2	5,533 16 8	.....
Road Plantation Maintenance .....	510 7 9	953 10 11	860 16 11	.....	92 14 0
Road and Structures Maintenance .....	5,946 8 7	7,431 12 10	5,669 18 9	.....	1,761 14 1
Soldiers' Settlement .....	.....	14,715 5 9	8,075 13 0	.....	6,639 12 9
Removal and Re-erection Transmission Lines .....	.....	659 4 11	190 12 9	.....	468 12 2
Sundry Railway Investigations .....	.....	1,147 5 9	.....	.....	1,147 5 9
Supervision, Salaries, and Expenses .....	20,120 8 4	35,274 6 1	43,662 10 6	13,388 4 5	.....
Bush Fires Prevention .....	552 15 1	272 5 8	618 0 1	345 14 5	.....
Loss on Gazetted Improvements, &c. ....	1,667 12 11	8,163 4 7	2,647 11 0	.....	5,518 13 7
„ Establishment Ready-made Farms ..	953 17 7	86 5 5	.....	.....	86 5 5
„ Fruit Packing .....	259 3 2	393 0 9	2,322 1 2	1,929 0 5	.....
Interest on Overdraft .....	3,223 9 3	8,400 0 0	11,415 0 0	3,015 0 0	.....
Totals.....£	82,629 3 5	140,244 17 11	308,037 9 10	184,836 2 8	17,043 10 9
Net Increase for year 1920-21.....				£167,792 11 11	.....



Last year the net loss on trading ventures amounted to £15,248 2s. 4d., including charges for interest on capital of £23,068 17s. 8d. For the year just closed a loss of £163,254 0s. 1d. was sustained, mainly owing to the Canning Factory loss of £145,699 10s. 9d., the interest for this period being £30,169 15s. 5d. The Administration should bear in mind that it now has installed at Griffith many public utilities, such as water supplies, residences, electric light and power, sanitary services, &c., which on the Leeton Area have had a very costly existence. In losing approximately £4,000 during this period, practically the first year of their existence, those at Griffith are already apparently on the downward path.

The expenses of the Water Distribution Branch again show a decided rise, which is not off-set by added earnings. Whilst the maintenance of canals and channels shows decreases, the increase of almost 50 per cent. in the cost of distributing water is so formidable as to require effective consideration.

The destruction of noxious weeds continues to be costly, and shows increased expenditure of 46 per cent. Land administration advanced 40 per cent. on last year, and reached the large sum of £16,408.

"Instruction to Settlers" account contains the salaries and expenses of officers who combine the duties of instructing settlers in all branches of agriculture, and also inspections as to the proper working of farms. Provided the duties are carried out by competent officers, it is considered that necessary expenditure for such services is well applied. Seeing that a large proportion of settlers have had the barest agricultural experience, it follows that the closest supervision is advisable to preserve the assets which form the Crown's securities for cash advanced.

"Township Streets Maintenance" shows an increase of over 300 per cent. The expenditure of £7,381 2s. 2d. contains costs which it is hoped will not recur. Two small townships spending such a sum on the maintenance of streets is eloquent admission of extravagance.

Probably the most serious cost is that of Supervision, £48,662 10s., 6d., an increase of £13,388 4s. 5d. on the figure for the previous year. The total, which is only £10,346 1s. 10d. less than the revenue proper of the Areas for the year, exhibits an unwarranted expensiveness.

"Soldiers' Settlement" loss, which amounted to £14,715 5s. 9d. in the previous year, added a further deficit of £8,075 13s. during this period. These sums, being preliminary costs incurred in settling discharged soldiers on the Areas, were considered to be liabilities of the Commonwealth, a contention which has since been abandoned. As the barracks have been written down to their break-up value, no further loss should occur.

The difference between the re-gazetted and book values of forfeited and abandoned farms contributed an amount of £2,647 11s. to the general deficit. Year after year this item has shown losses, and only careful supervision can prevent a continuance thereof.

Loss on "Fruit Packing."—Contracts entered into between settlers and the Commission resulted in a loss of £2,322 1s. 2d. Every effort was made to induce settlers to dry the more perishable varieties before recourse was had to the Leeton Cannery. The cost of freight militated against any possibility of profit. Four hundred and fifty-six tons were purchased, and showed an average loss of £5 per ton.

The huge charge for interest on overdraft, £11,415, is indicative of the increasing failure of the revenue to meet the working costs, the accumulation of stocks and the heavy indebtedness of settlers. At the current rate charged by the Treasury, the above figure represents an average overdraft for the year of £240,000.

### ABATTOIRS AND BACON FACTORY.

Arrangements are pending whereby this Factory, together with the Butter Factory, will pass out, of the control of the Commission as from 1st July, 1921, and be operated by a committee of settlers as a co-operative concern. During the life of this undertaking the total loss, inclusive of interest on capital, has amounted to £30,120 17s. 4d., which is considerably in excess of the fixed capital at the 30th June, viz., £23,515 3s. 2d.

#### Abattoirs.

Of the total loss (£30,123 17s. 4d.) abovementioned, the Abattoirs have contributed £10,467 9s. 5d. Although the convenience is not productive of considerable revenue, still the result of this year is clear evidence



evidence that better service should have been rendered in the prior period. The following statement shows the comparison of costs for the two years.

	1919-20.	1920-21.	Increase.	Decrease.
Power and fuel .....	43.30	29.71	...	13.59
Salaries and wages .....	74.74	60.34	...	14.40
Depreciation .....	15.48	16.73	1.25	...
General expenses .....	9.55	8.04	...	1.51
Insurance .....	4.77	4.05	...	.72
Sundries .....	16.76	9.18	...	7.58
Interest on Capital .....	164.60	128.05	...	...
	19.54	20.91	1.37	...
	184.14	148.96	...	35.18

Although earnings only decreased by about £100, expenses decreased £1,238, and, inclusive of interest on capital, a betterment is shown of 35.18 per cent. on earnings.

Power and fuel shows a lessened cost of £142, salaries and wages, £198, and sundries, £239.

#### Bacon Factory.

The loss for the year was £2,595 6s. 7d., and the accumulated loss to date, £19,653 7s. 9d.

Comparison in percentages of working costs to gross earnings during the past two years is as follows :—

	1919-20.	1920-21.	Increase.	Decrease.
Manufacturing—	per cent.	per cent.	per cent.	per cent.
Purchases .....	79.67	69.53	.....	10.14
Wages .....	7.30	8.77	1.47	.....
Fuel and Power .....	1.48	2.67	1.19	.....
Curing Supplies and Water .....	4.92	3.75	.....	1.17
Feeding Stock .....	3.99	9.05	5.06	.....
Slaughtering Charges .....	2.03	2.55	.52	.....
Sundry Charges .....	4.58	4.69	.11	.....
	103.97	101.01	.....	.....
Trading Expenses .....	8.34	9.91	1.57	.....
	112.31	110.92	.....	.....
Interest on Capital .....	2.73	4.02	1.29	.....
Totals .....	115.04	114.94	.....	.10

Earnings dropped from £45,504 2s. 10d., in 1920, to £17,374 19s. 7d. for 1921. In the aggregate, expenses practically receded in a similar ratio. Purchases show a decrease of 10.14 per cent. on earnings, but, if the cost of feeding stock be added, this item shows a betterment of 5.08 per cent. Previous reports have indicated the unproductiveness of wages. For the last four years the percentage of earnings consumed by wages was 4.40, 6.04, 7.30, and 8.77, respectively. It must not be supposed that these figures are the reflex of a rise in the basic wage, because such would be allowed for in the market price of the commodity.

#### Butter Factory.

Capital employed at 30th June, 1921, was—

	£	s.	d.
Building ... ..	9,022	1	1
Plant, &c. ... ..	4,701	14	0
Stock (average) ... ..	984	19	11
	£14,708	15	0

For several years this factory has been worked on the co-operative basis, suppliers receiving the surplus after defraying cost of production, including depreciation and interest on capital. At the close of each year a balance is carried forward as a reserve in the balance-sheet of the areas representing the ascertainable amount at that date accruing to suppliers from the butter pool. For the year just closed this item amounts to £310 17s. 9d.



The following percentages show the comparison of working costs to earnings for the last two years.

	1919-20.	1920-21.	Increase.	Decrease.
Manufacturing--				
Net cost—Cream .....	80.62	84.92	4.30	.....
Boxes, Paper, &c. ....	3.38	2.93	.....	.45
Salaries and Wages .....	4.99	3.24	.....	1.75
Power and Fuel .....	2.16	1.63	.....	.53
Depreciation .....	1.31	.83	.....	.48
Other Charges .....	.63	.41	.....	.22
Trading—				
Salaries and Supervision .....	1.13	.73	.....	.40
Commission .....	1.74	1.56	.....	.18
Sundries .....	1.98	2.65	.67	.....
	97.94	98.90	4.97	4.01
Interest on Capital .....	2.06	1.10	.....	.96
	100.00	100.00	.....	.....

Whilst not being the record year for weight of butter produced, the year just closed easily shows the greatest return to the suppliers, the value of output being £49,701 4s. 6d. and total earnings £50,928 7s. 10d. The table hereunder exhibits a remarkable increase in the average price per lb. paid to suppliers. For the year ended 30th June, 1914, the return to the farmer was approximately 9½d. per lb. During the following six years the price increased 8d. per lb., whilst in the year just ended the increase was slightly in excess of 6d. per lb. As the price is based on market parity it is readily discernible to what extent the consumer has suffered.

During the last three years the suppliers have received 84.31 per cent., 80.62 per cent., and 84.92 per cent. of the earnings respectively.

With the exception of sundry expenses all costs have relatively decreased, due to the factory being run more nearly to its full capacity. Sundry expenses have increased owing to higher freights, greater levy by the butter pool, and worn out plant being written off.

As from 1st July, 1921, an arrangement has been entered into whereby the Butter and Bacon Factories become a co-operative concern, run by the settlers, the assets being taken over at a valuation. For this reason the respective trading accounts will no longer figure in the accounts of the areas.

#### SUMMARY, 1914-21.

Year.	Production of Butter.	Value of Output.	Average price paid Suppliers.	Average No. of Cows.	Production per Cow per month.	Value per Cow, per month.
	lb.	£ s. d.	d.		lb.	£ s. d.
1914	153,488	7,712 11 11	9.7	632	20.1	0 16 3
1915	184,681	10,267 6 1	10.9	804	19.1	0 19 1
1916	175,487	11,381 5 5	13.6	631	22.6	1 5 6
1917	310,186	21,032 3 0	14.2	1,001	25.8	1 11 3
1918	449,938	31,372 6 1	14.1	1,347	27.8	1 12 8
1919	502,781	40,208 15 2	16.0	1,676	25.0	1 13 2
1920	349,137	30,735 2 4	17.6	1,514	18.8	1 7 8
1921	432,721	49,701 4 6	23.8	1,606	22.5	2 4 7

#### Electric Power House.

Capital invested in this Utility amounted, at 30th June, 1921, to £65,875 17s. 4d, made up as follows:—

	£	s.	d.
Power-house Building, &c. ....	10,335	17	6
Transmission and other lines ...	27,261	11	11
Plant ... ..	25,525	18	6
Siding and Storage Tank ... ..	574	12	5
Stock ... ..	2,177	17	0
	<u>£65,875</u>	<u>17</u>	<u>4</u>

As certain additions were made to Capital during the year which were not employed in production, it was deemed inequitable, from a trading standpoint, to subject the account to a charge for interest on their cost. These additions were rendered necessary in order to provide power for a pumping plant to be installed which will enable water to be supplied to a section of the Yanco Area about to be thrown open for soldier settlement.

The



The year's trading exhibits a pronounced betterment in comparison with that of the previous year but it should be borne in mind that serious additions will accrue to the cost during the next period for interest and depreciation on the newly established assets. There is not only the improbability of compensating revenue therefrom to be faced but also an expected diminution in the power consumption by the factories. For the current year the revenue from the trading activities amounted to £4,896 out of a total revenue of £12,006. The revenue shows an increase of approximately 27 per cent. on that of the previous year.

The relation of working expenses to earnings for the two years is:—

Item.	1919-20.	1920-21.	Increase.	Decrease.
Wages .....	31.21	27.32	.....	3.89
Fuel .....	42.29	35.64	.....	6.65
Depreciation .....	11.96	7.84	.....	4.12
Repairs and General Charges.....	7.74	6.59	.....	1.15
Trading Charges .....	10.18	11.29	1.11	.....
Interest on Capital .....	103.33	88.68	1.11	15.81
	23.38	20.42	.....	2.96
	126.76	109.10	Net decrease.	17.66

As stated in last year's report it appears as if the undoubted convenience of the power and light service must remain, for a time at least, the justification for its establishment. Increased settlement, urban and rural, should provide the margin between loss and profit, because the present capital assets are capable of a much greater output at a relatively small additional manufacturing cost. In view of the increased earnings, therefore, the decreases in cost ratios, as exhibited in the above comparison, are self explanatory and are consistent with efficient supervision.

In last year's report mention was made of an item of £750 13s. 4d. being suspended. Certain adjustments having been made the balance of profit has now being transferred to the accumulated revenue account.

#### Canning Factory.

The result of the year's trading might best be described as calamitous. Including the loss on the Dining-rooms and Dormitories, which are run as an adjunct of the Factory, the Cannery loss for the year amounted to £145,699 10s. 9d., or 162 per cent. of the earnings. Commercially, the trading loss is equal to 70 per cent., or, if interest on capital be included, to 80 per cent. of the fixed capital of the Factory.

Whatever the contributory causes of the loss may be, a deficiency of this magnitude can scarcely be viewed with other than the utmost gravity. It should be realised that the establishment of irrigation settlements needs considerable offset from a national point of view to justify the inclusion of costly ventures, such as this has proved to be, as part of the scheme.

As a means of showing the efficiency or otherwise displayed in the management of various trading activities and for future guidance in the working thereof, comparative percentage costs have been published from year to year. A stage in the trading life of a business may be reached at which such comparisons are useless, because such a stage is usually coincident with bankruptcy. As the Canning Factory, during its short trading life, has lost £205,371, or almost £21,000 more than its fixed capital, it follows that this stage has been passed, and, as a practical business proposition, the Factory would cease operations.

In comparing the main percentage costs to earnings for the last two years the serious drop in the selling price of the product evidences itself. "Tins, Boxes, and Labels," which accounted for 29¾ per cent. in the prior period, rose to 113¼ per cent. this year, so that this item alone cost £12,350 more than the total earnings. "Fruit, Sugar, &c," which was 30 per cent. in 1920, advanced to 66½ per cent. this year. The direct cost of manufacture rose from 86½ per cent. to 229¾ per cent., and the total expense from 97¾ per cent. to 246½ per cent.

In order to provide for canning, tin-plate was purchased in London and America at an approximate price in Sydney of £155 per ton. Upon arrival the world's price had dropped to an equivalent Sydney price of £55 per ton. This had the effect of a reduction in the stock value of tin-plate and tins on hand at 30th June, 1921, of £30,221 2s. 4d. Furthermore, the cost of cans used in the 1921 pack was approximately 4½d. each, or at least 100 per cent. greater than present market value.

In the compilation of the trading account for the year ended 30th June, 1920, stocks of canned goods on hand—£92,975 19s. 2d.—were taken in at a valuation below the then market price. During December last prices dropped more than 25 per cent., which caused the unsold 1920 pack to fall short of the stock value by over £26,000. Further causes bring the loss, on realisation, to £29,186 19s. 7d.



At the 30th June last, the greatest care was exercised in establishing the stock values of all lines on hand based on the latest sales, and the figure shown in the accompanying trading account, £138,975 0s. 5d., is consistent with safety. Besides stock being written down, some, which had been held for a lengthy period, has been written out as valueless.

Careful analysis has shown, therefore, that the loss of £145,699 10s. 9d. may be allocated as follows:—

	£	s.	d.
Loss on Tin-plate and Tins in stock 30th June, 1921...	30,221	2	4
Loss on realisation of 1919-1920 stock carried forward	29,186	19	7
Loss on 1920-21 Pack	79,688	8	6
Loss Dining rooms and Dormitories	6,603	0	4
	<u>£145,699</u>	<u>10</u>	<u>9</u>

This figure in turn is made up as follows:—

	£	s.	d.
Cash loss	120,296	1	1
Depreciation	9,565	0	7
Interest on Capital	15,838	9	1
	<u>£145,699</u>	<u>10</u>	<u>9</u>

There are extenuating circumstances which account for a considerable portion of the loss. It is well known that the entire business world has, during the last twelve months, passed through a period of serious financial depression. Prices, inflated by a world war, have slumped. During the past season there has been little, if any, activity in the canning trade in Australia consequent on the large stocks carried over and also the tightness of the money market. "The Canning Trade Journal" of the United States published in July and August of this year contain articles which indicate that causes, similar to those in Australia, have resulted in a 50 per cent. loss on canned goods, amounting to between one hundred million and two hundred million dollars in the twelve months; and, further, that few of those canners who have escaped bankruptcy will fully operate during the coming season.

*Dining-rooms and Dormitories.*—A loss of £6,603 on the working of this adjunct of the canning industry is in keeping with the usual result. The charges for meals only exceeded the cost of provisions by about £500, which means that, without taking into account other items of expenditure, each shilling spent on provisions realised one shilling and one penny. The result is indicative of inefficient buying or lavish providoring.

Most of the figures exhibit evidence of expenditure without restraint, no better example of which being needed than the loss on equipment, £1,108. Assuming that the "Rooms" were, on the average, in operation for half the year, this loss represents over £40 per week.

Capital of £36,040 has been expended in providing accommodation for cannery employees for a few months during the year.

#### Domestic Water Supplies.

Whilst receipts remained constant for the last two years, the loss has increased by £550. Irrespective of the newly established service at Griffith, which had a deficit of £765 1s. 5d. for the year, the loss on the Yanco Supplies was £2,381 3s., and is the largest since their inception. With a revenue of £1,513 7s. 4d. on a capital of approximately £36,000, the loss is easily understood and the future holds out little hope of betterment. There are many conveniences such as these on the Areas which certainly add to the comfort of living, but invariably contribute to the yearly deficit.

The following progressive statement exhibits the trading position for the last four years:—

	1917-18.	1918-19.	1919-20.	1920-21.
Expenses—	£ s. d.	£ s. d.	£ s. d.	£ s. d.
Interest on Capital	979 17 6	1,161 11 2	1,338 12 9	1,641 3 9
Depreciation	781 5 8	932 12 4	943 12 5	1,116 16 10
Other Expenses	756 16 11	828 5 0	1,060 1 7	1,136 9 9
	<u>2,518 0 1</u>	<u>2,922 8 6</u>	<u>3,342 6 9</u>	<u>3,894 10 4</u>
Earnings	610 15 7	1,025 5 2	1,510 5 9	1,513 7 4
Loss	1,907 4 6	1,897 3 4	1,832 1 0	2,381 3 0
	<u>2,518 0 1</u>	<u>2,922 8 6</u>	<u>3,342 6 9</u>	<u>3,894 10 4</u>



### House and Property Rentals.

At the two centres of population the losses on house rentals amounted to £5,109 14s. 1d. In the last two years the loss totals £8,133 18s. 9d., and this figure does not include ground rent. Although, in the aggregate, the rentals on the Yanco end of the Area equal 7 per cent. on the capital, there seems to be no proper basis on which the rentals are fixed. For example, the rental of one cottage which cost £1,800 is £61 10s., whilst that of another costing £900 is £71 10s. Four adjoining cottages costing £1,337, £980, £942, and £898, return rents of £71 10s., £71 10s., £78, and £71 10s. respectively. In a previous report it was suggested that the policy of selling residences to approved holders was well worthy of consideration. Even though an appreciable loss were sustained by so doing, it is suggested that it would be cheaper than the aggregation of losses shown in the Trading Accounts from year to year.

### Nurseries.

Although Leeton Nursery returned a small profit on the year it is considered that the result is unsatisfactory. The stock of trees on hand at the commencement of the period, plus purchases, amounted to £3,607 12s., whilst the sales were £2,533 11s. 2d. Though stocks are included at 50 per cent. off sale price, it appears doubtful whether even that is not too high. At the 30th June last the trees on hand were, for trading purposes, taken in at £5,843 10s. As the sales for the last four years have been considerably under £3,000 per annum, it would appear the stocks are altogether too great and thereby a book profit only has been attained. Unless extensive planting takes place the unsatisfactory position will become acute. The prospect should be inquired into before expenses reach too high a figure for the current period.

Mirrool Nursery has had a very satisfactory year, with sales amounting to £10,234 0s. 8d., and no doubt the extensive soldier settlement will absorb the stocks carried over of £9,015 10s. 6d.

### Accommodation Houses.

#### *Hydro, Leeton House, and Mirrool House.*

All three houses suffered losses for the year aggregating £6,144 14s. 8d., on a total capital approximating £60,000. There is no doubt that all are necessary conveniences but there is need for their economical working. The Hydro paid working expenses and also £262 9s. 4d. on account of depreciation, but under present conditions it is impossible to make such an expensively built establishment pay all charges. The amount set out as depreciation and interest on the capital invested is equal to a rental of £38 per week.

From even a comparative point of view Mirrool House, at Griffith, exhibits a decidedly worse result than the Hydro. At the outset the building is more economically arranged, there is no waste space architecturally, and the House is favoured by constant patronage almost to its full capacity. Still, despite a subsidy of £1,727 18s. 8d. on account of officers' board, which brings the receipts to £12,028 16s. 5d., the year closed with a loss of £3,328 0s. 7d., or actually it cost the Commission £5,055 19s. 3d. for the twelve months. Depreciation and interest on capital charges represent a rental of £50 per week.

An analysis of the figures of the three Houses discloses very divergent percentages, many of which are explained by the tariff rate. But the percentage of earnings set aside for Provisions for Mirrool House, viz., 66.84 per cent., is not only disproportionate to the corresponding Hydro figure of 45.63 per cent., but evidences an extravagant menu. This item, together with Sanitary Charges, £418 11s. 6d., Salaries and Wages £2,613 14s. 1d., and loss on equipment of £527 7s. 1d., or approximately £10 per week, needs most careful inquiry, in fact, the final result calls for immediate and drastic re-organisation. Leeton House is mainly reserved for the accommodation of Commission's officers who would otherwise be without quarters, and for this reason the loss of £1,100 4s. 10d. may be regarded as an administration charge of the Areas. The year's trading showed a loss of £195 over and above depreciation and interest charges, a result which needs careful investigation if the Utility is to be continued under present conditions.

### Government Stores.

There are three Stores on the Areas established by the Administration at centres available to construction works and settlers. The magnitude of the operations is discernible from the turnover of £404,188 5s. 10d., and the stocks held, £157,782 5s. 6d. The latter, whilst seemingly large, is less than an average six-monthly output, and is therefore not beyond a wise commercial margin. The Stores have rendered admirable service in the development of the Areas, both for construction purposes and also for supplying settlers with building and other materials at much lower prices than have obtained locally. It has ceased to be the policy, however, to stock lines for settlers, who have in consequence to purchase locally



locally or through agents. Seeing that the Administration was in a position to purchase at a minimum, cessation of such operations has not only augmented the settler's liability, but the Commission, which in most instances finances the settler, has more funds to provide in each case and considerably less satisfactory security for such accommodation. Instances have recently come under notice in which the change of policy has meant a considerable increase in the price. Under the circumstances the original practice exhibits economies which have now been departed from.

### Summation.

The fallacy of considering this immense undertaking, comprised of many activities of diverse natures, as an Industrial Undertaking becomes more apparent each year. These irrigation areas, a huge experiment of national character and importance conjoined with industrial activities founded purely for the benefit of the settlers, have been outlaid by lavish expenditure without consideration of economy and the ultimate commercial success. In many respects operations have been carried out on a grandiose, not on a practical business or utilitarian basis.

The natural concomitant of experiments of such magnitude and nature is initial failure with attendant loss, which under efficient administration is, in due course, rectified with resultant success. Ten years have elapsed since the inauguration of the Areas, a period sufficient to have garnered experience enough to obviate disastrous results, nevertheless year by year serious losses have been accumulated and this year the climax has been reached. When viewed from the financial standpoint the results to date have been calamitous, but adjudged from the national or educational aspect certain portion of the loss may be justifiable, but the extent to which the value of the experiment is commensurate with the cost would be difficult to determine. Indubitably, the major portion of the loss has been attributable to the absence of commercial acumen and effective administration with the corollary of *laissez faire* and national waste.

The various industrial activities, inaugurated purely for the benefit of the settlers, have been carried on with a resultant loss and have proved to be costly burdens to the Areas. Several of the activities were availed of by the settlers, when suitable for their own purposes, but as soon as higher prices were procurable elsewhere those utilities were discarded. In two instances the factories had to be closed down and remain as unproductive and dubious assets of the Areas. In another instance an officer had to be dispatched to districts far apart from the Areas in order to obtain the essential to carry on operations at the factory.

In some instances the losses have exceeded the capital cost and on every trading venture resultant losses have accrued to the extent stated in the following table.

#### RESULTS OF TRADING ACTIVITIES FROM 1ST JULY, 1915, TO 30TH JUNE, 1921 :—

										Loss.	
										£	s. d.
Abattoirs	...	...	...	...	...	...	...	...	...	10,467	9 7
Accommodation Houses	...	...	...	...	...	...	...	...	...	9,923	13 5
Bacon Factory	...	...	...	...	...	...	...	...	...	19,653	7 9
Butter Factory	...	...	...	...	...	...	...	...	...	885	2 0
Canning Factory	...	...	...	...	...	...	...	...	...	294,230	2 0
Cheese Factory	...	...	...	...	...	...	...	...	...	760	19 11
Pulping Factory	...	...	...	...	...	...	...	...	...	1,996	9 5
Stemmer and Grader Factory	...	...	...	...	...	...	...	...	...	1,965	9 11
House and Property	...	...	...	...	...	...	...	...	...	12,515	4 11
Joinery Workshops and Fitters' Shop	...	...	...	...	...	...	...	...	...	7,585	12 10
Municipal Activities	...	...	...	...	...	...	...	...	...	29,021	12 4
Nurseries	...	...	...	...	...	...	...	...	...	1,074	13 11
										300,079	18 0
Less Credits—											
Minor Semi-trading Activities	...	...	...	...	...	...	...	...	...	5,680	11 6
Dry Area Rentals and Agistment	...	...	...	...	...	...	...	...	...	52,580	2 8
										58,260	14 2
Aggregate Net Loss										£241,819	3 10

The Abattoirs and Bacon Factory, on which to the 30th June last £23,515 were expended commenced trading in December 1915, and have amassed losses to the extent of £30,120 in five and a half years. It is understood that from 1st July these ventures are to be taken over by the settlers at less than book value and conducted as co-operative concerns. Accommodation houses situated at Leeton and Griffith, and erected for the purpose of accommodating visitors, intending settlers, officers, &c., at a capital cost approximating £60,000 have accumulated losses amounting to £9,923 13s. 5d.

The Butter Factory, which for several years has been worked by the settlers on a co-operative basis, exhibits a loss of £885 since 30th June, 1915, to which must be added £1,490 for the period prior to that date, in all an accumulated loss of £2,375.

The



The Canning Factory, Leeton, opened in February, 1914, to which various additions were made until it was deemed necessary to erect the present huge edifice, in which trading operations were commenced about January, 1918. Each year's operations since 1914 have resulted in a deficit, and at the 30th June last the accumulated losses amounted to £204,228 on a fixed capital of £184,415. To the £204,228 must be added £1,143 the loss for period prior to 30th June, 1915, in all an accumulated loss of £205,371.

At Griffith a further capital expenditure of £24,242 has been incurred for the erection of a cannery and plant. The partly-constructed building, costing £11,441, is of no practical utility and is rapidly deteriorating, whilst the plant, costing £12,801 has been in bond for years, and although not in use is in danger of depreciation through obsolescence.

Cheese Factory established for the purpose of assisting the dairy farmers on the Mirrool area at a cost of £3,767 accumulated a loss of £761, whilst in operation. This factory was not availed of by the settlers, who forwarded the milk to other centres, and had to close down. It is a striking example of failure by the settlers to realise their obligations to a beneficent administration.

Pulping Factory is in the same category as the Cheese Factory, and after losing £1,996 ceased to operate. Both of these factories are now unproductive assets.

Municipal activities, such as domestic water supplies, sanitation, and electric light, which are purely services rendered, and should in the ordinary course of events be self-supporting, have accumulated losses to the extent of £29,021 on a capital outlay of £112,685. These utilities have never been self-supporting, and under present arrangements cannot be properly operated.

Stemmer and Grader is an example of lavish expenditure, no less than £2,135 having been expended to house plant of minor value. Operations have ceased after incurring a loss of £1,955, and the assets have been leased to a co-operative society.

The Joinery Workshops, now closed, were established for the purpose of supplying timber and fittings for the extensive buildings of the administration and also settlers' houses. A considerable portion of the loss was caused by exceeding the contract price on type-houses. Fitters' shop was a similar convenience, which had outlived its usefulness, and now forms a minor part of another venture. To date the loss on the conjoined activities amounts to £8,058 4s. 6d.

Nurseries have played a very important part in the settlement by making available acclimatised stocks at reasonable prices. The loss so far sustained, £1,074 3 11, has been caused by retarded settlement and the consequent non-absorption of growing stock.

Minor semi-trading activities comprise Government stores, live stock and others which are considered to be mainly costing accounts and not trading ventures, such as factories, &c. The stores show an aggregate profit of £6,298, and live stock £1,354. Other small surpluses and deficits combined reduce the total to £5,681.

The surplus income from dry area rentals and agistment amounting to £52,580, has been derived from unsettled portions of the Areas and represents the credit balance after deducting direct expenditure, but interest on the cost of the land leased has not been taken into account.

The Auditor-General  
29th December, 1921.

F. GRIBBEN.  
C. W. CLIFFORD.







