1922.
(SECOND SESSION.)

LEGISLATIVE ASSEMBLY.

NEW SOUTH WALES.

REPORT

OF

THE AUDITOR-GENERAL

(UNDER THE AUDIT ACT, 1902).

WITH THE

PUBLIC ACCOUNTS

PREPARED BY THE

TREASURER,

FOR THE

FINANCIAL YEAR ENDED 30TH JUNE, 1922.

Ordered by the Legislative Assembly to be printed 21 *September*, 1922.

1922.

(SECOND SESSION.)

LEGISLATIVE ASSEMBLY.

NEW SOUTH WALES.

REPORT

OF

THE AUDITOR-GENERAL

(UNDER THE AUDIT ACT, 1902).

WITH THE

PUBLIC ACCOUNTS

PREPARED BY THE

TREASURER,

FOR THE

FINANCIAL YEAR ENDED 30TH JUNE, 1922.

Ordered by the Legislative Assembly to be printed 21 September, 1922.

By Authority: WILLIAM APPLEGATE GULLICK, GOVERNMENT PRINTER.

PUBLIC ACCOUNTS.

(FOR THE YEAR ENDED 30TH JUNE, 1922, WITH 51ST REPORT OF THE AUDITOR-GENERAL.)

The Auditor-General to The Honorable the Speaker of the Legislative Assembly.

Dear Sir, Department of Audit, Sydney, 21st September, 1922.

Under the provisions of the Audit Act, 1902, I do myself the honor to transmit to you for presentation to the Legislative Assembly my Report on the Public Accounts, together with copy of the Colonial Treasurer's Statement of the Receipts and Payments of the Consolidated Revenue and other Accounts for the Financial Year ended 30th June, 1922.

Yours faithfully,

F. A. COGHLAN,
Auditor-General.

The Honorable the Speaker of the
Legislative Assembly.

66379 —

AUDITOR-GENERAL'S REPORT, 1921-22.

CONTENTS.

PAGE.

Section I—The Treasurer's Accounts ... ...

Introductory ... 5
Consolidated Revenue Account ... 5
Abridged Account Current ... 6
Receipts ... 7
Expenditure ... 8
Ledger Balances ... 9
Public Works Account ... 10
Special Deposits Account ... 10
General Loan Account ... 11
Loan Accounts ... 12
Closer Settlement Account ... 12
Consolidated Revenue Account—Comparative Statement—Receipts and Expenditure, 1905-22 ... 13
Detail Statement of Payments "Unauthorised in Suspense," &c. ... 14
Treasurer's Advance Account ... 15
State Debt and Sinking Fund ... 16
Public Debt ... 17
Interest on the Public Debt ... 17
General Statement of the Year 1920-21 ... 17
General Statement of the Year 1921-22 ... 19
Aggregate Account—Summary of Receipts and Expenditure for Years 1916-17 to 1921-22 ... 20
Repayment of Loans ... 21
Excess Receipts available to meet Interest Charges ... 21
Certificates under Section 60 of the Audit Act, 1902 ... 22
Indemnity required for Payments made without Appropriation or Warrant ... 24

Section II—The Deficit 25

Section III—Business and Other Undertakings 28

Business Undertakings—
Loan Capital, Working Expenses, and Receipts, 1920-21 ... 28
Loan Capital, Working Expenses, and Receipts, 1921-22 ... 28
Railways and Tramways ... 28
Railway Audit ... 29
Railway Refreshment Rooms ... 32
Railways and Tramway Institute ... 32
Government Savings Bank ... 33
Treasury Insurance Board ... 33
Metropolitan Meat Industry Board ... 34
Stamp Duties Office ... 35
Imperial Pensions ... 35
State Wheat Board ... 35
Rural Industries Board ... 36
Industrial Undertakings ... 36
Murrumbidgee Irrigation Area ... 37
Workmen's Compensation (Broken Hill) Act, 1920 ... 37
Superannuation Funds ... 37
Housing Board ... 38
Country Towns Water Supply and Sewerage Works ... 38
Water and Drainage Trusts Accounts ... 38
Arrears on Land Tenures ... 38
State Coal Board ... 38
Gas Companies' Accounts ... 38
State Dues under the Navigation Act ... 39
Totalizator Accounts ... 39
Returned Soldiers' Settlements ... 40
Suspension of Statutes ... 41
Staff of the Department ... 43
Suggested Addition to the Audit Act ... 43
Conservatorium of Music and State Orchestra ... 43
Appendices ... 45

APPENDICES.

APPENDICES.

		PAGE.
1.	Report of Public Accounts Committee	46
2.	Advance to Treasurer—1921-22—Statement of Amounts to be recovered	58
3.	Public Works Account—Net Expenditure to 30th June, 1922	59
4.	Do Abridged Account Current to 30th June, 1922	63
5.	Railways Loan Accounts—Abridged Account Current to 30th June, 1922	63
6.	Appropriations for Loan Services and transactions thereon, to 30th June, 1922	64
7.	General Loan and Railways Loan Accounts—Net Expenditure to 30th June, 1922	65
8.	Railways and Tramways—Capital Account, Working Expenses, and Earnings, Reconciliation of totals in Report of Chief Commissioner and Treasurer's Audited Statements, 1921-22	69
9.	Defaulters, 1921-22	70
10.	Surcharges raised under 47th Section of the Audit Act, 1902, in 1921-22	71
11.	Authorities granted by the Governor-in-Council, under Sections 49 and 51, for relief of Accounting Officers from Surcharge, 1921-22	73
12.	Transfers of Appropriations, 1921-22, under Section 34 of the Audit Act, 1902	75
13.	Advances made to 30th June, overdue at 14th September, 1922	76
14.	Comparative Statement of Balances of Stores, Plant, &c., on hand, 1920-21 and 1921-22	77
15.	Superannuation Accounts—Pensions and Gratuities, 1921-22	79
16.	Miscellaneous Services—Instalments Overdue at 30th June, 1922	83
17.	Payments during 1921-22 withheld from Certificates of Discharge to the Colonial Treasurer	84
18.	Closer Settlement Estates—Synopsis	87
19.	State Superannuation Fund—Balance Sheet and Revenue Account, 1920-21	88
20.	State Superannuation Board—Act No. 28 of 1916—Report and Balance Sheet, &c., 1921-22	90
21.	Case submitted for the Opinion of the Attorney-General	95

AUDIT OF THE TREASURER'S ACCOUNTS,

As Appended hereto, for the Financial Year 1921-22.

The accounts prescribed by law will be found accompanying this report. They have been duly audited, and have been certified to as required by the Audit Acts.

Our swollen standards of the past few years, shown in our domestic expenditures, as well as in our State disbursements, and especially in our national outlay, have been in process of deflation. The fact that these later figures are not representative of values of some years ago, needs no more than mention here, as does the most important fact that the millions of income and outgo of the so-called Business Undertakings account for so much in our revenues and expenditures. These are expected only to pay their way, and, therefore, neither to earn undue profits for the general revenue, or, on the other hand, to expect subsidy from it, so that they might well be regarded as isolated.

Study of the Treasurer's accounts should give due appreciation of the gravity of our situation, and shou'd make for readjustment of points of view which have been inimical to reduction in expenditures. What is wanted, so far as many of the basic matters with which these accounts are concerned, is an efficiency audit, over and above the audit of the accounts prescribed in the Audit Acts.

Undoubtedly the scale of expenditure, notwithstanding much advised need for economy, requires time for adjustment. Causes, too, outside the arena of any administrative control, such, for example, as world prices and local awards, cannot be measurably forecast, and have an unsettling effect upon any scheme of finance. What is often generally regarded as inevitable expenditure may comprise other than essential needs; but these, having some duration, usage, and precedent to support continuance, limit efforts of an administration to live within its means.

The position of the State for the year, as disclosed by the audit of the accounts of the Treasurer, is shown below:—

Consolidated Revenue Fund Proper	£35,637,819 19 6
Expenditure	36,966,524 17 0
Deficit on the Consolidated Revenue Fund for the Financial Year	£1,328,704 17 6
Amount borrowed during the year	£22,667,627 0 0
Repayment of Loans during the year	10,329,732 0 0
Total Debt Outstanding	176,674,386 13 9

There was, however, at the commencement of the year an accumulated deficit of £2,249,558, as on 30th June, 1921. The total accumulated deficit was, therefore, £3,578,262 17s. 6d., as on 30th June, 1922. On a later page I have added some notes on such deficit for the information of Parliament.

A factor of prime importance is our constantly increasing interest bill. Ten years ago our State interest payment, which was then £3,582,952, was regarded as of alarming proportions, but in the year just closed we paid £7,747,206 4s. 5d. for interest on our borrowings. This increasingly heavy load must always be reckoned with as absorbing the firstlings of our revenue. We have assets for the principal, but the interest the State must earn and pay. Another factor is that of which we have now abundant evidence, namely, that the measurable limit of income taxation is being reached. This has been brought about by the dual payments of our citizens, who not only have to meet State requirements, but also contribute their moneys to meet the extraordinary expenditure of a Federal control.

The State is suffering the effects of over-taxation, and calls for the restraining power of balanced expenditure. The over-spending of the past stands as a warning for the future.

CONSOLIDATED REVENUE ACCOUNT.

The Account Current following is an abstract of the Consolidated Revenue Account for the year 1921-22, eliminating cross entries.

ABRIDGED ACCOUNT CURRENT—CONSOLIDATED REVENUE ACCOUNT.

Financial Year, 1921-22.

(For fuller details see Treasurer's Accounts, pages 2-56.)

Governmental.

Particulars.	Amount.	Total.	Particulars.	Amount.	Total.
Revenue and Receipts—	£ s. d.	£ s. d.	**Expenditure—**	£ s. d.	£ s. d.
Returns (*per capita*) from Commonwealth Government	.....	2,632,036 0 0	On Account of Departments	12,071,746 2 9	
Taxation	7,249,016 17 11		Interest on Public Debt £6,555,640 2 3		
Land Revenue—			,, ,, Treasury Bills for Public Works 526,298 6 5		
Alienations for General Purposes 679,931 11 1			,, ,, Uninvested Funds, &c..... 665,267 15 9		
Alienations appropriated to Public Works Account 406,708 4 1			£7,747,206 4 5		
£1,086,639 15 2			*Less* chargeable to Business Undertakings..... ..... £6,142,519 7 2		
Annual Revenue..... £817,581 3 8				1,604,686 17 3	
	1,904,220 18 10				13,676,433 0 0
Receipts for Services Rendered £925,972 7 4					
General Miscellaneous 1,208,665 9 1					
Less transferred to Special Account on account of Forestry 107,015 7 8					
£1,101,650 1 5					
	2,027,622 8 9		Payment in Reduction of Public Debt—		
		11,180,860 5 6	Statutory Transfer to Public Works Account	.....	406,708 4 1
Total, Governmental	.....	£ 13,812,896 5 6	**Total, Governmental**	.....	£ 14,083,141 4 1

Business Undertakings.

				Working Expenses.	Interest on Loan Capital.	Total.
Railways and Tramways	19,145,082 11 11			£ s. d.	£ s. d.	£ s. d.
Sydney Harbour Trust	827,122 13 1		On Railways and Tramways	14,588,000 18 11	4,687,197 3 10	19,275,198 2 9
Metropolitan Board of Water Supply and Sewerage	1,607,429 2 3		Sydney Harbour Trust	236,058 11 10	470,736 6 3	706,794 18 1
Hunter District Water Supply and Sewerage Board	152,693 6 6		Metropolitan Board of Water Supply and Sewerage	624,103 2 9	915,917 4 1	1,540,020 6 10
			Hunter District Water Supply and Sewerage Board	82,599 12 3	68,668 13 0	151,268 5 3
			£	15,530,762 5 9	6,142,519 7 2	21,673,281 12 11
Total, Business Undertakings	.....	£ 21,732,327 13 9	**Total, Business Undertakings**			..... £ 21,673,281 12 11
Total, Governmental and Business Undertakings	.....	£ 35,545,223 19 3	Total, Governmental and Business Undertakings			..... £ 35,756,422 17 0
Other Receipts.			**Other Payments.**			
State Children Relief Act, No. 61, 1901—1918-19	3 7 1		Advance made in 1920-21:—			
Repayment of Advance, 1919-20:—			Advance to Treasurer to be recovered	46,645 18 8		
Advance to Treasurer	44,060 6 4		Transfer to Public Works Fund—Amount in aid	200,000 0 0		
Miners' Accident Relief (Repeal) Act, No. 46, 1916	48,532 6 10		Government Guarantee, 1920-21 Wheat—Payment of 1s. 3d. per Bushel under guarantee of Payment of 7s. 6d. per Bushel for 1920-21 Wheat grown in New South Wales	963,136 16 2		
Total, Other Receipts	.....	£ 92,596 0 3	Carriage of Fodder for Starving Stock	209 16 6		
			Carriage of Wheat to Drought-stricken Areas	101 13 6		
			Wheat Acquisition Act No. 27, 1914	7 15 2		
					1,210,102 0 0	
Total..	.....	£ 35,637,819 19 6	Total...	.....	£ 36,966,524 17 0	
Debit Balance carried forward to 1922-23	.....	£ 3,578,262 17 6	**Debit Balance brought forward from 1920-21.**	.....	£ 2,249,558 0 0	
		£ 39,216,082 17 0		.....	£ 39,216,082 17 0	

CONSOLIDATED REVENUE ACCOUNT.

As to the elimination already mentioned it has been repeatedly reported that the inflated totals occasion misconception. Their inclusion in the Cash Statement is really not essential, and it is hoped that an alteration will be made. The existing practice is not helpful to those who, not conversant with the usage in regard to the public accounts, may have occasion to examine them. No less a sum than £617,614 is involved in the statement under notice.

Receipts.

The following Statement is for comparative purposes, and shows the Collections under each of the principal heads of Receipts during the years 1920-21 and 1921-22 :—

Items.	Year ended— 30th June, 1921.	30th June, 1922.	Increase.	Decrease.
Governmental.				
Returns (*per capita*) to the State by the Commonwealth	£ 2,533,234	£ 2,632,036	£ 98,802	£ .....
Direct Taxation—				
Stamp and Probate Duties	2,148,820	2,250,696	101,876	.....
Land Tax	2,717	2,490	.....	227
Income Tax	4,399,360	4,077,897	.....	321,463
Motor Vehicle Tax	123,590	141,772	18,182	.....
Racing Taxes	500,902	547,577	46,675	.....
Licenses	212,744	228,585	15,841	.....
Land Revenue—				
Alienations	1,188,619	1,086,640	.....	101,979
Annual Revenue	855,433	817,581	.....	37,852
Services Rendered	750,073	925,972	175,899	.....
General Miscellaneous	812,960	1,101,650	288,690	.....
	10,995,218	11,180,860	185,642	.....
Total Governmental ... ... £	13,528,452	13,812,896	284,444	.....
Business Undertakings.				
Railways and Tramways	18,047,389	19,145,083	1,097,694	.....
Sydney Harbour Trust	797,211	827,123	29,912	.....
Metropolitan Board of Water Supply and Sewerage	1,469,776	1,607,429	137,653	.....
Hunter District Water Supply and Sewerage Board	148,485	152,693	4,208	.....
Total Business Undertakings	20,462,861	21,732,328	1,269,467	.....
Total Governmental and Business Undertakings ... ... £	33,991,313	35,545,224	1,553,911	.....
Other Receipts.				
Advance to Treasurer repaid	39,994	44,060	4,066	.....
State Children Relief Act, No. 61, 1901—1918-19	89	4	.....	85
Miners' Accident Relief (Repeal) Act, No 46, 1916	.....	48,532	48,532	.....
Total, Other Receipts	40,083	92,596	52,513	.....
Grand Total ... ... £	34,031,396	35,637,820	1,606,424	.....

Expenditure.

As in Receipts, a comparative statement as between the figures of the past two years is given.

Items.	Year ended. 30th June, 1921.	Year ended. 30th June, 1922.	Increase.	Decrease.
Governmental.				
	£	£	£	£
Departments	11,474,994	12,071,746	596,752	.....
Interest— On Public Debt, Overdraft, &c.	1,637,586	1,604,687	.....	32,899
Transfer to Public Works Account...	451,561	406,708	.....	44,853
Contribution to Sinking Fund	2,566	.....	.....	2,566
Total Governmental ... £	13,566,707	14,083,141	516,434	.....
Business Undertakings.				
Railways and Tramways	18,295,086	19,275,198	980,112	.....
Sydney Harbour Trust	645,800	706,795	60,995	.....
Metropolitan Board of Water Supply and Sewerage...	1,384,768	1,540,020	155,252	.....
Hunter District Water Supply and Sewerage Board	136,786	151,268	14,482	.....
Total Business Undertakings ... £	20,462,440	21,673,281	1,210,841	.....
Total Governmental and Business Undertakings £	34,029,147	35,756,422	1,727,275	.....
Other Payments.				
Advance to Treasurer to be recovered	* 44,060	46,646	2,586	.....
Grant-in-aid to Public Works Account	200,000	200,000	.....	.....
Government Guarantee, 1920-21 Wheat—Payment of 1s. 3d. per bushel under guarantee of payment of 7s. 6d. per bushel for 1920-21 wheat grown in New South Wales	... .	963,137	963,137	.....
Miners' Accident Relief (Repeal) Act, No. 46, 1916	23,581	.....	.....	23,581
Relief to Unemployed	4,949	.....	.....	4,949
Carriage of Fodder for Starving Stock	175,155	210	.....	174,945
Carriage of Wheat to Drought-stricken Areas ...	.....	102	102	.....
Wheat Acquisition Act, No. 27, 1914	.....	8	8	.....
Total Other Payments ... ... £	447,745	1,210,103	762,358	.....
Grand Total ... ... £	34,476,892	36,966,525	2,489,633	.....

* See Appendix 2.

LEDGER BALANCES.

(Pages 194-197, Treasurer's Accounts.)

The Ledger Balances in the Treasury Main Accounts are shown below, in comparison with those on 30th June, 1921 :—

Account.	1920-21.	1921-22.	Increase.	Decrease.
CREDIT.	£ s. d.	£ s. d.	£ s. d.	£ s. d.
Special Deposits	12,533,651 18 2	16,967,644 3 11	4,433,992 5 9	.....
Special Accounts	564,204 2 9	524,189 1 6	.....	40,015 1 3
Closer Settlement	581,721 3 10	24,903 3 2	.....	556,818 0 8
Public Works	284,081 13 1	253,136 19 8	.....	30,944 13 5
Miners' Accident Relief (Repeal) Act, No. 46, 1916	233,500 0 0	162,500 0 0	.....	71,000 0 0
£	14,197,158 17 10	17,932,373 8 3	4,433,992 5 9	698,777 15 4
		Net increase	**Credit £3,735,214 10 5**	
DEBIT.				
Consolidated Revenue	2,249,558 0 0	3,578,262 17 6	1,328,704 17 6	.....
General Loan	8,647,539 0 5	10,461,290 6 9	1,813,751 6 4	.....
Public Works Account Expenditure Suspense	41,995 8 1	108,962 12 5	66,967 4 4	.....
Loans Expenditure Suspense	658,056 16 7	585,965 17 4	.....	72,090 19 3
Coal Purchase Suspense	190,744 6 7	105,445 13 8	.....	85,298 12 11
Railway Store Suspense Account.....	183,952 8 8	283,377 18 8	99,425 10 0	.....
Government Dockyard Store Advance Account—London Payment Suspense Account	15,000 0 0	15,000 0 0	.....	.....
Government Printer Stores Suspense Account	100,000 0 0	16,000 0 0	.....	84,000 0 0
Amounts not transferred to Public Accounts	1,044,119 15 6	972,306 16 5	.....	71,812 19 1
£	13,130,965 15 10	16,126,612 2 9	3,308,848 18 2	313,202 11 3
		Net increase	**Debit**	**£2,995,646 6 11**
			Net increase **Credit**	**£3,735,214 10 5**
			Net increase **Debit**	**£2,995,646 6 11**
		Gain in Balances, 1921-22		**£739,568 3 6**

The balances of the accounts of the Treasury at 30th June, 1922, were :—

	Cr. £ s. d.	*Dr.* £ s. d.
Main Accounts—		
Consolidated Revenue		3,578,262 17 6
General Loan		10,461,290 6 9
Closer Settlement	24,903 3 2	.....
Public Works...	253,136 19 8	.....
	£278,040 2 10	14,039,553 4 3
Expenditure Suspense Accounts—		
Loans		585,965 17 4
Public Works Account		108,962 12 5
Miscellaneous Accounts—		
Miners' Accident Relief (Repeal) Act, No. 46, 1916 (Securities realisable for the benefit of the Consolidated Revenue)	162,500 0 0	.....
	£440,540 2 10	£14,734,481 14 0

Following the form of presentation of the past, it may be added that the debit on these accounts was £14,293,941 11s. 2d., added to which were £419,823 12s. 4d., Suspense Accounts, making in all £14,713,765 3s. 6d., to which extent the Special Deposits and Special Accounts were drawn upon for cover; and there were, at 30th June, payments made by the Bank of New South Wales and the Commercial Banking Company of Sydney, Limited, amounting to £972,306 16s. 5d., as shown on page 198 of the Treasurer's Accounts, which had not been charged up to the above accounts; of this £877,732 6s. 1d. was on account of the various Industrial Undertakings.

PUBLIC WORKS ACCOUNT, ACT No. 9, 1906.

The net expenditure of the account from its commencement in 1906 to the 30th June, 1922, is shown in Appendices 3 and 4. Previous reports show the history of this account.

(For fuller details, see Treasurer's Accounts, pages 75–89.)

Particulars.	Amount.	Head of Service.	Construction.	Renewals.	Total.
Receipts—	£ s. d.	**Net Expenditure—**	£ s. d.	£ s. d.	£ s. d.
		State Undertakings—			
		Business—			
		Railways and Tramways	15,876 18 11	3,474 3 3	
		Metropolitan Water Supply and Sewerage	.....	13,218 8 8	
		Hunter District Water Supply and Sewerage	.....	355 1 8	
		Sydney Harbour Trust	.....	25,062 6 9	
Two-thirds of the net Proceeds of the Sale of Crown lands, exclusive of interest on purchase money,—less 20 per centum of such proceeds for cost of administration and other charges.....	406,708 4 1		15,876 18 11	42,110 0 4	
		Industrial—			
		Motor Garage	2,903 1 7	.....	
		Craven and Gloucester Sawmills	8 9 1	.....	
			2,011 10 8	.....	
		Other—			
		Water and Drainage Trusts, &c.	5,243 8 2	150 0 0	
		Country Towns Water Supply and Sewerage.....	808 5 8	.....	
Net proceeds of Sale of Land under Section 4 of the Public Instruction Act of 1880	988 0 10	Wentworth Irrigation Area ...	2,055 5 0	.....	
		Observatory Hill Resumed Area	.....	3,970 12 0	
		Government Printer—Plant and Equipment for Manufacture of Paper	463 8 3	.....	
			8,570 7 1	4,120 12 0	
Transfer from Consolidated Revenue Account—Amount in aid	200,000 0 0		26,458 16 8	46,230 12 4	72,689 9 0
		Miscellaneous—			
		Public Buildings and Sites.....	434,177 1 7	64,625 11 5	
		Roads and Bridges	16,990 6 2	39,186 13 5	
		Harbours and Rivers Navigation	7,124 3 1	4,013 18 0	
Net Repayments on account of previous years	166 4 4		458,291 10 10	107,826 2 10	566,117 13 8
	607,862 9 3				638,807 2 8
Balance brought forward from 1920-21..... £	**284,081 13 1**	**Balance carried forward to 1922–23.....£**			**253,136 19 8**
£	891,944 2 4			£	891,944 2 4

SPECIAL DEPOSITS ACCOUNT.

An abridged account current is shown below :—

(For fuller details, see Treasurer's Accounts, pages 57–59.)

Account.	Deposits or Receipts.		Re-issues or Expenditure.	
	£ s. d.	£ s. d.	£ s. d.	£ s. d.
Official Accounts :—				
Circulating Capital	7,085,953 18 5		6,862,731 11 10	
Other	2,668,790 19 8		2,473,461 3 3	
Industrial Undertakings : Working Accounts.....	1,811,790 9 10		1,732,241 7 9	
		11,566,535 7 11		11,068,434 2 10
Advances and Deposits.....	....	6,643,728 13 3	.....	2,707,837 12 7
		18,210,264 1 2		13,776,271 15 5
Balance brought forward from 1920-21	.....	12,533,651 18 2	.....	.....
Balance carried forward to 1922-23 ...	.....	.....	.....	16,967,644 3 11
Total	..... £	**30,743,915 19 4**	..... £	**30,743,915 19 4**

GENERAL LOAN ACCOUNT.

The General Loan Account opened with a debit balance of £8,647,539 0s. 5d., and closed with a debit of £10,461,290 6s. 9d.

An abridged account current is given below, and Appendices 6 and 7 show the appropriation, expenditure, and writings-off to 30th June, 1922.

(*For fuller details, see Treasurer's Accounts, pages* 91-129.)

Particulars.	Amount.	Particulars.	Amount.	Total.
Receipts.	£ s. d.	**Payments.**	£ s. d.	£ s. d.
Negotiated in Sydney:—		**State Undertakings—**		
Proceeds of Sales—		Business—		
Funded Stock	8,809,943 1 8	Railways and Tramways	4,782,674 3 5	
Debentures	847,400 0 0	Metropolitan Water Supply & Sewerage	1,139,912 3 8	
Treasury Bills	1,289 0 0	Hunter District Water Supply and Sewerage	434,886 9 6	
	9,658,632 1 8	Sydney Harbour Trust	495,878 12 2	6,853,351 8 9
		Industrial—		
		Government Dockyard and Workshops, Newcastle	8,051 11 0	
		State Clothing Factory	719 5 10	
		,, Metal Quarries	8,827 5 3	
Negotiated in London:—		,, Power Station	13 5 0	
		,, Timber Yards	1,839 0 0	
Proceeds of Sales—		Murrumbidgee Irrigation Areas	809,289 17 8	
£ s. d.		State Drug Depôt	0 6 3	
Inscribed Stock.. 6,291,535 7 7		,, Sawmills, Craven and Gloucester	8,663 11 0	
Less Receipts returned 4,791 0 0				
	6,286,744 7 7			837,404 2 0
Treasury Bills	2,995,493 2 6	Other—		
	9,282,237 10 1	Water and Drainage Trusts, &c.	38,379 5 8	
		New Public Abattoir, Homebush Bay...	11,375 15 3	
		Country Towns Water Supplies and Sewerage	121,278 9 4	
		Housing Board	80,000 0 0	
		Electric Transmission—Mittagong, &c.	3,289 11 1	
Repayments to Capital under Act 77 of 1916:—		Hydro-electric Schemes	12,909 16 4	
		River Murray Commission	199,045 3 3	
State Brickworks, Homebush	10,000 0 0	Government Printer	50,000 0 0	
		Improvements, Observatory Hill	21,995 17 7	
		Wentworth Irrigation Area	2,328 18 11	
		Wollongong Electric Lighting	2,598 7 6	
				543,201 4 11
		Miscellaneous—		
		Public Buildings and Sites	1,776,524 18 3	
		Harbours and Rivers Navigation	133,460 19 2	
Net Repayments on account of previous years	10,492 3 7	Roads and Bridges	319,281 8 7	
				2,229,267 6 0
	£18,961,361 15 4	**Repayments of Loans Matured—**		
		Debentures	100,600 0 0	
		Funded Stock	4,851,389 0 0	
		Treasury Bills	5,359,900 0 0	
				10,311,889 0 0
				£20,775,113 1 8
Debit Balance carried forward to 1922-23	10,461,290 6 9	**Debit Balance brought forward from 1920-21**		8,647,539 0 5
	£29,422,652 2 1			£29,422,652 2 1

LOAN ACCOUNTS.

The following statement shows the receipts and expenditure of the various Loan Accounts in 1921-22 :—

Receipts.		Payments.				
Source.	Amount.	Distribution.	Business Undertakings.	Industrial and Other Undertakings.	General Works and Services.	Total.
	£		£	£	£	£
Local	9,658,632	Permanent	7,139,974	1,380,605	2,201,610	10,722,189
London	9,287,029	Circulating Capital	257,000	.....	70,000	327,000
Temporary Payments—Repaid by P. W. Fund	31,345		7,396,974	1,380,605	2,271,610	11,049,189
Repayments of Capital by Industrial Undertakings	10,000					
Net credits—Industrial and Other Undertakings	10,492					
		Repayment of Inscribed and Funded Stock			4,851,389	
		,, ,, Treasury Bills			5,359,900	
		,, ,, Debentures			100,600	
						10,311,889
Total Receipts £	18,997,498					
Excess Expenditure, 1921-22 £	2,363,580					
£	21,361,078	**Loan Expenditure, All Accounts, 1921-22** £				21,361,078

CLOSER SETTLEMENT ACCOUNT, (Various Acts.)

Particulars of Debentures and Ministerial Certificates, under the law, are given on pages 67–73 of the Treasurer's Accounts. The origin and purposes of this Fund have been repeatedly explained in previous Reports.

(*For fuller details, see Treasurer's Accounts, pages* 63–65.)

Particulars.	Amount.	Total.	Particulars.	Amount.	Total.
Receipts—	£ s. d.	£ s. d.	**Payments—**	£ s. d.	£ s. d.
Repayments by Settlers	465,311 18 4		In purchase of Estates and Contingent Expenses	1,945,336 10 9	
,, on account of Improvement Leases	10,294 12 7		Interest on Loan Moneys	273,291 18 9	
Assurance Fees—Real Property Act	18,135 17 11		,, C.S. Debentures	200,258 12 6	
		493,742 8 10	,, Purchase Money	411 8 6	
Transfer from General Loan Account		1,500,000 0 0	Under Real Property Act	161 19 0	
					2,419,460 9 6
			Redemption of C.S. Debentures	.....	£131,100 0 0
		1,993,742 8 10			2,550,560 9 6
Balance brought forward from 1920-21		581,721 3 10	**Balance carried forward to 1922-23**		24,903 3 2
	£	2,575,463 12 8	£		2,575,463 12 8

CONSOLIDATED REVENUE—RECEIPTS AND PAYMENTS.

The total Receipts and Expenditure in the Governmental Division and for the Business Undertakings from 1905–6 are shown hereunder, it having been decided by the Treasury in 1905 to adopt such a division of the accounts. The explanation given in former reports as to the establishment of these figures and the differences from those given in the Yearly Statement of the Treasurer's Cash Account still applies.

Total Receipts and Expenditure in each Division of the Consolidated Revenue Account (1921–22).

Year.	Receipts.				Payments.			
	Governmental.	Business Undertakings.	Other Receipts.	Total.	Governmental.	Business Undertakings.	Other Payments.	Total.
	£	£	£	£	£	£	£	£
1905–6 ...	6,428,519	5,854,595	8,254	12,291,368	5,803,050	5,583,814	8,379	11,395,243
1906–7 ...	6,958,960	6,433,476	14,108	13,406,544	6,319,822	5,929,975	581,526	12,831,323
1907–8 ...	7,107,448	6,853,315	35,102	13,995,865	6,525,459	6,328,663	936,163	13,790,285
1908–9 ...	6,626,938	6,998,180	62,157	13,687,275	6,401,106	6,847,383	1,478,032	14,726,521
1909–10 ...	6,972,870	7,567,265	42,231	14,582,416	6,133,128	7,245,495	851,764	14,230,387
1910–11 ...	5,460,746	8,378,448	43,291	13,882,485	6,276,190	7,922,083	272,414	14,470,687
1911–12 ...	6,653,593	9,123,449	20,094	15,797,136	6,899,503	8,729,831	507,945	16,137,279
1912–13 ...	6,361,029	9,696,365	493,127	16,550,521	7,334,227	9,832,570	612,103	17,778,900
1913–14 ...	7,349,098	10,949,651	139,479	18,438,228	7,448,958	10,593,555	17,676	18,065,189
1914–15 ...	7,920,887	11,007,664	17,676	18,946,227	7,526,262	10,708,894	281,023	18,516,179
1915–16 ...	8,206,465	11,422,977	74,076	19,703,518	7,917,536	11,369,096	267,295	19,553,927
1916–17 ...	8,627,652	11,868,344	26,101	20,522,097	8,152,146	12,244,061	394,688	20,790,895
1917–18 ...	8,944,111	12,456,235	143,396	21,543,742	8,564,569	12,534,493	420,856	21,519,918
1918–19 ...	9,382,993	14,036,267	28,906	23,448,166	8,712,825	14,014,099	506,474	23,233,398
1919–20 ...	10,589,597	17,965,043	95,856	28,650,496	11,196,494	18,110,011	903,508	30,210,013
1920–21 ...	13,528,452	20,462,861	40,083	34,031,396	13,566,707	20,462,440	447,745	34,476,892
1921–22 ...	13,812,896	21,732,323	92,596	35,637,820	14,083,141	21,673,281	1,210,103	36,966,525
Total £	140,932,254	192,806,463	1,376,583	335,115,300	138,861,123	190,134,744	9,697,694	338,693,561

It may be mentioned that in the year with which the statement opened, viz., 1905–6, the population of the State was 1,484,000, and that in 1921–22 it was 2,127,440. It is only right to point out that from a comparatively early period of the war there had been an inflated currency and other factors which must not be lost sight of in comparing monetary totals in the later years.

UNAUTHORISED IN SUSPENSE.

A detailed statement of payments "Unauthorised in Suspense" is given on the following pages.

CONSOLIDATED REVENUE FUND—Detail Statement of Payments "Unauthorised in Suspense," showing Amount Voted for Services and Total Expenditure where Votes have been Exceeded during the Financial Year ended 30th June, 1922, and including Services for which no Vote was taken, indicated as new Expenditure.

Item No.	Page in Treasurer's Accounts.	HEADS OF EXPENDITURE.	Vote (after allowing for Transfers, &c.).	Amount Expended in excess of Authority.	Total Expenditure.
		EXECUTIVE AND LEGISLATIVE.	£ s. d.	£ s. d.	£ s. d.
5	20	Legislative Council—Salaries—Adjustment of salaries ...	4,812 0 0	170 0 8	4,982 0 8
6	,,	Do Assembly—Salaries—Adjustment of salaries ...	10,780 0 0	202 5 8	10,982 5 8
8	,,	Parliamentary Library—Salaries—Adjustment of salaries ...	2,301 0 0	128 16 4	2,429 16 4
9	,,	Do Reporting Staff—Salaries—Adjustment of salaries	8,203 0 0	107 13 8	8,310 13 8
10	,,	Do Standing Committee on Public Works—Salaries—Adjustment of salaries	1,610 0 0	122 12 2	1,732 12 2
		PREMIER.			
		Miscellaneous Services—			
...	21	Russian Famine Relief Fund—Subsidy at rate of £ for £ on cash donations	.....	10,000 5 0	10,000 5 0
		COLONIAL SECRETARY.			
32	,,	Colonial Secretary—Salaries—Adjustment of salaries ...	32,141 0 0	663 18 5	32,804 18 5
35	,,	Police—Salaries—Supplement to vote	837,370 0 0	11,670 9 4	849,040 9 4
,,	,,	Do Contingencies—Supplement to vote	187,178 0 0	23,104 18 5	210,282 18 5
36	,,	Bureau of Statistics and Registry of Friendly Societies and Trade Unions—Salaries—Adjustment of salaries	15,604 0 0	294 9 2	15,898 9 2
38	,,	Government Tourist Bureau — Salaries — Adjustment of salaries	8,790 0 0	347 13 0	9,137 13 0
		MINISTER FOR LABOUR.			
58	22	Department of Labour—Salaries—Adjustment of salaries ...	53,832 0 0	0 14 10	53,832 14 10
		MINISTER FOR PUBLIC HEALTH AND MOTHERHOOD.			
62	22	Master in Lunacy—Salaries—Adjustment of salaries ...	11,751 0 0	495 14 5	12,246 14 5
63	,,	Dental Board—Salaries—Adjustment of salaries	315 0 0	39 1 1	354 1 1
		Hospitals and other Charitable Services—			
		Subsidies—Hospitals and other Benevolent Institutions—			
82	23	Aid, on condition that an equal amount be raised by private annual contributions, and also that the Government, through Police Magistrates or other approved Officers, has the right of recommending the admission of Patients	145,000 0 0	43,208 5 10	188,208 5 10
		MINISTER FOR STATE INDUSTRIAL ENTERPRISES.			
114	24	Housing—Salaries—Adjustment of salaries	882 0 0	33 2 3	915 2 3
		TREASURER AND SECRETARY FOR FINANCE AND TRADE.			
115	24	Treasury—Salaries—Adjustment of salaries	44,261 0 0	864 19 5	45,125 19 5
116	,,	Stamp Duties—Salaries—Adjustment of salaries	13,607 0 0	170 13 9	13,777 13 9
117	,,	Land and Income Tax—Salaries—Adjustment of salaries ...	46,086 0 0	2,446 18 3	48,532 18 3
121	,,	Navigation—Salaries—Adjustment of salaries	78,087 16 3	2,803 19 1	80,891 15 4
125	,,	Stores Supply Department—Salaries—Adjustment of salaries	20,938 0 0	185 13 11	21,123 13 11
126	,,	State Superannuation Board — Salaries — Adjustment of salaries	9,051 0 0	169 12 4	9,220 12 4
		Miscellaneous Services—			
134	,,	Sewerage and Water Rates, &c., City, Municipal, and Shire Rates, &c., on Government Properties, and Costs in connection with Appeals	130,000 0 0	6,417 5 4	136,417 5 4
136	,,	Interest on Advances by Banks...	130,000 0 0	18,854 11 8	148,854 11 8
		DEPARTMENT OF ATTORNEY-GENERAL AND OF JUSTICE.			
157	26	Department of Attorney-General and of Justice—Salaries—Adjustment of salaries	56,427 0 0	964 0 4	57,391 0 4
158	,,	Court Reporters—Salaries—Adjustment of salaries	8,865 0 0	571 1 5	9,436 1 5
160	,,	Prothonotary and Registrar in Divorce—Salaries—Adjustment of salaries	6,168 0 0	278 8 1	6,446 8 1
162	,,	Registrar in Bankrupty—Salaries—Adjustment of salaries. .	3,246 0 0	21 5 0	3,267 5 0
163	,,	Public Trustee—Salaries—Adjustment of salaries	19,514 0 0	337 15 6	19,851 15 6
164	,,	Probates—Salaries—Adjustment of salaries	3,287 0 0	53 1 7	3,340 1 7
169	,,	Coroners—Salaries—Adjustment of salaries	2,144 0 0	41 18 9	2,185 18 9
170	,,	Petty Sessions—Salaries—Adjustment of salaries	112,981 0 0	2,742 18 7	115,723 18 7
172	,,	Registrar-General—Salaries—Adjustment of salaries ...	118,922 0 0	2,351 0 6	121,273 0 6
173	,,	Public Service Board—Salaries—Adjustment of salaries ...	17,607 0 0	292 14 7	17,899 14 7
		SECRETARY FOR LANDS AND MINISTER FOR FORESTS.			
189	27	Department of Lands—Salaries—Adjustment of salaries ...	257,941 0 0	19,176 10 1	277,117 10 1
213	28	Western Land Board—Salaries—Adjustment of salaries ...	5,136 0 0	538 10 5	5,674 10 5
215	,,	Returned Soldiers' Settlement — Salaries — Adjustment of salaries	61,089 0 0	2,016 15 9	63,105 15 9
		MINISTER FOR PUBLIC WORKS.			
		Public Works and Services—			
237	29	Harbours and Rivers	37,452 1 0	4,587 0 2	42,039 1 2
238	,,	Dredge Service	140,000 0 0	2,067 18 11	142,067 18 11
		Carried forward ... ... £	2,643,378 17 3	158,544 13 8	2,801,923 10 11

Consolidated Revenue Fund—Detail Statement of Payments "Unauthorised in Suspense"—*continued.*

Item No.	Page in Treasurer's Accounts.	HEAD OF EXPENDITURE.	Vote (after allowing for Transfers, &c.).	Amount Expended in Excess of Authority.	Total Expenditure.
			£ s. d.	£ s. d.	£ s. d.
		Brought forward	2,643,378 17 3	158,544 13 8	2,801,923 10 11
		PUBLIC INSTRUCTION.			
254	29	Public Instruction—Salaries—Adjustment of salaries ...	2,998,432 0 0	30,281 12 5	3,028,713 12 5
,,	,,	,, Contingencies	404,768 0 0	49,813 1 10	454,581 1 10
256	,,	Industrial School for Girls, Parramatta—Salaries—Adjustment of salaries	2,917 0 0	14 11 7	2,931 11 7
261	,,	Public Library of New South Wales—Salaries—Adjustment of salaries...	14,170 0 0	305 14 3	14,475 14 3
		SECRETARY FOR MINES.			
303	31	Mines Department—Salaries—Adjustment of salaries ...	54,044 0 0	1,768 19 7	55,812 19 7
...	,,	Royal Commission of Inquiry on Coal-mining Industry, 1919—Costs of Colliery Proprietors	.....	8,798 18 0	8,798 18 0
		MINISTER FOR LOCAL GOVERNMENT.			
320	31	Endowment of Shires	160,000 0 0	24,393 5 9	184,393 5 9
		DEPARTMENT OF AGRICULTURE.			
325	32	Rural Industries Board—Salaries—Adjustment of salaries...	9,622 0 0	494 19 9	10,116 19 9
327	,,	Botanic Gardens—Salaries—Adjustment of salaries... ...	6,595 0 0	16 17 10	6,611 17 10
		OTHER SERVICES.			
...	36	Government Guarantee, 1920-21 Wheat—Payment of 1s. 3d. per bushel under guarantee of payment of 7s. 6d. per bushel for 1920-21 wheat grown in New South Wales ...	.....	963,136 16 2	963,136 16 2
...	,,	Carriage of Wheat to drought stricken areas	.....	101 13 6	101 13 6
...	,,	Carriage of Fodder for Starving Stock	.....	209 16 6	209 16 6
		TOTAL ... ... £	6,293,926 17 3	1,237,881 0 10	7,531,807 18 1

The above statement shows in a succinct form the amount of votes of Parliament exceeded, how much they have been exceeded by, and new expenditure made without the sanction of Parliament.

TREASURER'S ADVANCE ACCOUNT.

The payments made during the year from the Vote "Advance to Treasurer" will be found on pages 38–59 of the Treasurer's Accounts, and in Appendix 2 of such expenditure to be recovered.

STATE DEBT AND SINKING FUND.

The Fund had a credit balance as on 30th June, 1921, of £409,988 1s. 7d., and the receipts for the year 1921–22 (exclusive of £350,000 which was contributed by, and repaid under the terms of Act No. 11, of 1914, to Consolidated Revenue), amounted to £24,069 10s. 6d., made up of the following items, viz.,—

	£	s.	d.
Repayments by Country Towns Water Supply and Sewerage Works ...	10,299	14	8
Interest on Funded Stock and Deposits with Treasurer	13,769	15	10
	£24,069	10	6

Stock to the value of £16,990 15s. 11d. was redeemed by the Commissioners during the year, and there remained a cash balance on hand at 30th June, available for redemption of stock, of £166,696 14s. 9d.

The following statements of the State Debt Commissioners for the year 1921–22 have been duly examined and certified :—

Dr. Cr.

	£	s.	d.		£	s.	d.	£	s.	d.
To Balance brought forward	409,988	1	7	By Repayment to the Colonial Treasurer of Annual Contribution from Consolidated Revenue Fund, in terms of Section 2 of State Debt and Sinking Fund (Amendment) Act, 1914				350,000	0	0
,, Country Towns Water Supply Works—Repayments	7,792	1	0	,, Redemption of 3½ per cent. Funded Stock, matured on 10th August, 1921, to the face value of £17,843				16,990	15	11
,, Country Towns Sewerage Works—Repayments	2,507	13	8	,, Balances at credit of Commissioners, invested as follows:						
,, Annual Contribution from the Consolidated Revenue Fund	350,000	0	0	In New South Wales Funded Stock (to face value of £261,326 10s.), purchase price	250,370	1	5			
,, Interest on Funded Stock	9,401	17	4	On Deposit with Colonial Treasurer	166,632	9	4			
,, Interest on deposit with the Colonial Treasurer	4,367	18	6	On Current Account ...	64	5	5			
								417,066	16	2
	£784,057	12	1					£784,057	12	1

Statement of the Balances at credit of the Trust Funds Administered by the State Debt Commissioners at 30th June, 1922.

Accounts.	On Deposit with Colonial Treasurer.			Securities.			Total.		
	£	s.	d.	£	s.	d.	£	s.	d.
Bankruptcy Estates Account (Act No. 25 of 1898)	.....			13,000	0	0	13,000	0	0
Bankruptcy Suitors' Fund (Act No. 25 of 1898)	2,920	14	1	.....			2,920	14	1
Bankruptcy Unclaimed Dividend Fund (Act No. 25 of 1898)	6,921	2	3	11,000	0	0	17,921	2	3
Municipal Council of Sydney Sinking Fund (Act 50 Vic., No. 13)	154,165	15	8	.....			154,165	15	8
Perpetual Trustee Company, Limited (Private Act, 1888)	.....			20,000	0	0	20,000	0	0
Permanent Trustee Company of New South Wales, Limited (Private Act, 1888)	.....			20,000	0	0	20,000	0	0
Seamen's Wages	711	19	6	.....			711	19	6
Testamentary and Trust Fund (Perpetual and Permanent Trustee Companies Acts)	3,221	6	10	.....			3,221	6	10
Trust Moneys (Act No. 25 of 1898)	5,460	8	10	.....			5,460	8	10
Unclaimed Moneys	10,162	2	8	.....			10,162	2	8

The statutory contribution of £350,000 to the Sinking Fund under the principal Act vanished owing to the operation of the Act No. 11, 1914. When it is known that a sum of over £3,150,000 has been lost for the purposes originally intended by Parliament, the solemn payment and repayment while necessitated by law, have their absurdities.

PUBLIC DEBT. (Pages 163–191 Treasurer's Accounts.)

The Debt, as on 30th June, 1921, was £168,577,927 8s. 0d., and during the year increased by £12,218,395, thus making a total indebtedness on 30th June, 1922, of £180,796,322 8s. 0d.

The composition of the Debt and the transactions of the year are disclosed in the following tabulation :—

Account.	Outstanding, 30th June, 1921.	Additions during 1921–22.	Total.	Paid off during 1921–22.	Outstanding, 30th June, 1922.
	£ s. d.	£ s. d.	£ s. d.	£ s. d.	£ s. d.
General Loan—					
Debentures	13,797,480 0 0	849,700 0 0	14,647,180 0 0	100,600 0 0	14,546,580 0 0
Inscribed and Funded Stock	135,202,361 13 9	18,817,927 0 0	154,020,288 13 9	4,869,172 0 0	149,151,116 13 9
Treasury Bills	7,219,100 0 0	3,000,000 0 0	10,219,100 0 0	5,359,900 0 0	4,859,200 0 0
	156,218,941 13 9	22,667,627 0 0	178,886,568 13 9	10,329,672 0 0	168,556,896 13 9
Railways Loans—					
Inscribed Stock	4,997,500 0 0	.....	4,997,500 0 0	60 0 0	4,997,440 0 0
Treasury Bills	3,000,000 0 0	.....	3,000,000 0 0	.....	3,000,000 0 0
	7,997,500 0 0	.....	7,997,500 0 0	60 0 0	7,997,440 0 0
Advances to Settlers—					
Inscribed Stock	120,050 0 0	.....	120,050 0 0	.....	120,050 0 0
Total (as per Treasurer's Statement, page 179)	164,336,491 13 9	22,667,627 0 0	187,004,118 13 9	10,329,732 0 0	**176,674,386 13 9**
Closer Settlement—					
Debentures	4,231,150 0 0	11,600 0 0	4,242,750 0 0	131,100 0 0	4,111,650 0 0
Ministerial Certificates	10,285 14 3	.....	10,285 14 3	.....	10,285 14 3
	4,241,435 14 3	11,600 0 0	4,253,035 14 3	131,100 0 0	4,121,935 14 3
Grand Total £	168,577,927 8 0	22,679,227 0 0	191,257,154 8 0	10,460,832 0 0	**180,796,322 8 0**

From the above Statement it will be seen that the Public Debt at 30th June, 1922, was comprised of :—

	£ s. d.
Debentures	18,658,230 0 0
Inscribed and Funded Stock	154,268,606 13 9
Treasury Bills	7,859,200 0 0
Ministerial Certificates	10,285 14 3
	£180,796,322 8 0

INTEREST ON THE PUBLIC DEBT.

The annual rise in the average rate of Interest paid on the Public Debt, inclusive of uninvested funds in temporary possession of the Government and advances by Banks, and the amount actually paid in each year from the Consolidated Revenue, is evidenced by the following statement :—

Date.	Average Rate.	Paid on Debt proper.	Paid on Uninvested Funds, &c.
	per cent.	£ s. d.	£ s. d.
Year ended 30th June, 1914	3·6685	3,881,011 5 10	205,189 3 0
,, ,, 1915	3·6694	4,125,600 4 7	182,301 5 3
,, ,, 1916	3·7774	4,552,764 15 4	175,214 15 9
,, ,, 1917	4·0933	4,914,210 19 6	230,511 5 3
,, ,, 1918	4·1738	5,188,754 1 9	313,600 15 9
,, ,, 1919	4·3500	5,462,991 1 11	216,980 3 11
,, ,, 1920	4·6863	6,030,720 19 8	302,751 3 4
,, ,, 1921	4·7608	6,601,893 13 6	567,178 1 4
,, ,, 1922	5·0635	7,081,938 8 8	665,267 15 9

STATEMENT OF VARIOUS ACCOUNTS.

A general grouping of the receipts and expenditure in all the Public Accounts for the year 1920–21 is set out on the following page, and one for 1921–22 on the page opposite to it. It should be of value in obtaining a comprehensive view of the Public Accounts.

GENERAL STATEMENT FOR THE FINANCIAL YEAR—1920-21.

Account.	Balance 30th June, 1920. Debit.	Balance 30th June, 1920. Credit.	Receipts, 1920-21.	Total Amount Available for Expenditure.	Expenditure 1920-21.	Balance, 30th June, 1921. Debit.	Balance, 30th June, 1921. Credit.	
	£ s. d.	£ s. d.	£ s. d.	£ s. d.	£ s. d.	£ s. d.	£ s. d.	
Consolidated Revenue	1,804,061 12 8	.....	34,031,395 11 4	32,227,333 18 8	34,476,891 18 8	2,249,558 0 0	.....	
Special Deposits—Official Accounts, Circulating Capital and Working Accounts.	.....	1,304,171 15 11	10,527,248 3 5	11,831,419 19 4	10,712,464 19 4	.....	1,118,955 0 0	
Closer Settlement	.....	84,281 11 5	3,096,608 10 6	3,180,890 1 11	2,599,168 18 1	.....	581,721 3 10	
Public Works	.....	350,401 0 0	652,970 5 5	1,003,371 5 5	719,289 12 4	.....	284,081 13 1	
General Loan	5,283,383 0 0	.....	12,366,052 16 1	7,082,669 16 1	15,730,208 16 6	8,647,539 0 5	.....	
Public Works Account Expenditure Suspense	27,761 8 10	.....	133,068 6 2	105,306 17 4	147,302 5 5	41,995 8 1	.....	
Loans Expenditure Suspense	428,117 2 4	.....	2,335,175 14 0	1,907,058 11 8	2,565,115 8 3	658,056 16 7	.....	
Seed Wheat and Fodder Expenditure Suspense	491,154 13 10	.....	529,597 8 0	38,442 14 2	38,442 14 2	.....	.....	
Advances to Farmers Expenditure Suspense	48,634 3 11	.....	48,659 3 11	25 0 0	25 0 0	.....	.....	
Coal Purchase Suspense	238,678 7 3	.....	47,934 0 8	*Dr.* 190,744 6 7	.....	190,744 6 7	.....	
Miners' Accident Relief Act, 46 of 1916	.....	233,500 0 0	.....	233,500 0 0	.....	.....	233,500 0 0	
Advances for Hay Expenditure Suspense	435 5 4	.....	435 5 4	.....	.....	.....	.....	
Railway Store Suspense	82,595 19 3	.....	.....	*Dr.* 82,595 19 3	101,356 9 5	183,952 8 8	.....	
Relief to Necessitous Farmers Expenditure Suspense	909,913 10 10	.....	1,366,473 13 9	756,560 2 11	756,560 2 11	.....	.....	
Union of South Africa—Purchase of Sheep Account	10,000 0 0	.....	23,000 0 0	13,000 0 0	13,000 0 0	.....	.....	
Government Dockyard Store Advance—London Payments Suspense Account.	.....	.....	.....	.....	15,000 0 0	15,000 0 0	.....	
Government Printer Stores Suspense Accounts	.....	.....	.....	.....	100,000 0 0	100,000 0 0	.....	
Amounts not transferred to Public Accounts	778,017 9 7	.....	778,017 9 7	.....	1,044,119 15 6	1,044,119 15 6	.....	
£	10,102,752 13 10	1,972,354 7 4	66,236,636 8 2	58,106,238 1 8	69,018,946 0 7	13,130,965 15 10	2,218,257 16 11	£ s. d. *Net Dr.* 10,912,707 18 11
Special Deposits—Advances and Deposits	.....	7,930,578 13 6	7,014,858 9 5	14,945,437 2 11	3,530,740 4 9	.....	11,414,696 18 2	*Net Cr.* 11,978,901 0 11
Special (Supreme Court)	.....	613,770 9 2	1,058,991 7 11	1,672,761 17 1	1,108,557 14 4	.....	564,204 2 9	
£	10,102,752 13 10	10,516,703 10 0	74,310,486 5 6	74,724,437 1 8	73,658,243 19 8	13,130,965 15 10	14,197,158 17 10	*Net Cr.* 1,066,193 2 0

GENERAL STATEMENT FOR THE FINANCIAL YEAR—1921-22.

Account.	Balance 30th June, 1921. Debit.	Balance 30th June, 1921. Credit.	Receipts, 1921-22.	Total Amount Available for Expenditure.	Expenditure, 1921-22.	Balance 30th June, 1922. Debit.	Balance 30th June, 1922. Credit.	
	£ s. d.	£ s. d.	£ s. d.	£ s. d.	£ s. d.	£ s. d.	£ s. d.	
Consolidated Revenue	2,249,558 0 0	.....	35,637,819 19 6	33,388,261 19 6	36,966,524 17 0	3,578,262 17 6	.....	
Special Deposits—Official Accounts, Circulating Capital and Working Accounts.	.....	1,118,955 0 0	11,566,535 7 11	12,685,490 7 11	11,068,434 2 10	.....	1,617,056 5 1	
Closer Settlement	.....	581,721 3 10	1,993,742 8 10	2,575,463 12 8	2,550,560 9 6	.....	24,903 3 2	
Public Works	.....	284,081 13	607,862 9 3	891,944 2 4	638,807 2 8	.....	253,136 19 8	
General Loan	8,647,539 0 5	.....	18,961,361 15 4	10,313,822 14 11	20,775,113 1 8	10,461,290 6 9	.....	
Public Works Account Expenditure Suspense	41,995 8 1	.....	142,389 7 9	100,393 19 8	209,356 12 1	108,962 12 5	.....	
Loans Expenditure Suspense	658,056 16 7	.....	2,261,092 11 5	1,603,035 14 10	2,189,001 12 2	585,965 17 4	.....	
Coal Purchase Suspense	190,744 6 7	.....	85,298 12 11	*Dr.* 105,445 13 8	.....	105,445 13 8	.....	
Miners' Accident Relief Act, 46 of 1916	.....	233,500 0 0	.....	233,500 0 0	71,000 0 0	.....	162,500 0 0	
Railway Store Suspense	183,952 8 8	.....	.....	*Dr.* 183,952 8 8	99,425 10 0	283,377 18 8	.....	
Government Dockyard Store Advance—London Payments Suspense Account.	15,000 0 0	.....	.....	*Dr.* 15,000 0 0	.....	15,000 0 0	.....	
Government Printer Stores Suspense Account	100,000 0 0	.....	84,000 0 0	*Dr.* 16,000 0 0	.....	16,000 0 0	.....	
Amounts not transferred to Public Accounts	1,044,119 15 6	.....	1,044,119 15 6	.....	972,306 16 5	972,306 16 5	.....	
								£ s. d.
£	13,130,965 15 10	2,218,257 16 11	72,384,222 8 5	61,471,514 9 6	75,540,530 4 4	16,126,612 2 9	2,057,596 7 11	*Net Dr.* 14,069,015 14 10
Special Deposits—Advances and Deposits	.....	11,414,696 18 2	6,643,728 13 3	18,058,425 11 5	2,707,837 12 7	.....	15,350,587 18 10	*Net Cr.* 15,874,777 0 4
Special (Supreme Court)	.....	564,204 2 9	1,014,261 8 1	1,578,465 10 10	1,054,276 9 4	.....	524,189 1 6	
£	13,130,965 15 10	14,197,158 17 10	80,042,212 9 9	81,108,405 11 9	79,302,644 6 3	16,126,612 2 9	17,932,373 8 3	*Net Cr.* 1,805,761 5 6

AGGREGATE

AGGREGATE ACCOUNT.

Summary of Receipts and Payments for the Years 1916-17 to 1921-22.

The following table excludes the Special Deposits Account and payments from Expenditure Suspense Accounts which had not been brought to account in the main accounts of the Treasurer at the close of the various years.

	1916-17.	1917-18.	1918-19.	1919-20.	1920-21.	1921-22.
RECEIPTS.	£	£	£	£	£	£
Consolidated Revenue Account	20,495,996	21,400,346	23,419,260	28,554,640	33,991,313	35,545,224
Closer Settlement Account	124,699	161,484	164,309	225,183	338,608	493,742
Public Works Account	329,854	373,162	370,573	404,082	452,970	407,862
Railways Loan Account	170,357	.....	.....	1,559,656	.....	.....
General Loan Account	8,305,259	6,712,777	15,453,503	20,623,164	12,366,053	18,961,362
Total Receipts Proper .....£	29,426,165	28,647,769	39,407,645	51,366,725	47,148,944	55,408,190
Other—Receipts and Recoveries—						
Consolidated Revenue Account.....	26,101	143,396	28,906	95,856	40,083	92,596
Closer Settlement Account.....	.....	.....	.....	1,000,000	2,758,000	1,500,000
Public Works Account.....	235,000	250,000	200,000	200,000	200,000	200,000
Total Other Receipts.....£	261,101	393,396	228,906	1,295,856	2,998,083	1,792,596
Grand Total—Receipts.....£	**29,687,266**	**29,041,165**	**39,636,551**	**52,662,581**	**50,147,027**	**57,200,786**
PAYMENTS.						
Consolidated Revenue Account.....	20,396,207	21,099,062	22,726,924	29,306,505	34,029,147	35,756,423
Closer Settlement Account.....	45,304	75,279	263,183	1,224,985	2,419,869	2,419,460
Public Works Account	577,447	487,676	444,792	527,765	674,789	607,462
Railways Loan Account	752,635	397,550	194,666	44,042	.. ..	.....
General Loan Account	6,074,845	3,875,033	3,712,214	7,665,723	11,489,389	18,868,113
Total Expenditure Proper ... .. £	27,846,438	25,934,600	27,341,779	38,769,020	48,613,194	57,651,458
Other—Transfers and Advances—						
Consolidated Revenue Account	394,688	420,856	506,474	903,508	447,745	1,210,102
Public Works Account.....	46,000	45,000	48,500	44,500	44,500	31,345
General Loan Account (transfers of capital)	76,000	318,000	23,700	1,095,500	3,245,000	1,907,000
Total Other Payments ....£	516,688	783,856	578,674	2,043,508	3,737,245	3,148,447
Total Expenditure on Services £	28,363,126	26,718,456	27,920,453	40,812,528	52,350,439	60,799,905
Repayment of Loans—						
Railways Loan Account	170,357	.....	.....	1,559,656	.....	60
General Loan Account	1,296,726	10,767	12,813,724	15,181,648	995,820	10,311,829
Closer Settlement Account.....	.....	.....	.....	57,764	179,300	131,100
Grand Total—Payments .....£	**29,830,209**	**26,729,223**	**40,734,177**	**57,611,596**	**53,525,559**	**71,242,894**

It may be noted that, while the increase in the Receipts of 1921-22 over those of 1916-17 was 92·68 per cent., the increase in the Expenditure was 138·83 per cent.; and furthermore, whilst in 1916-17 the receipts met 99·52 per cent. of the expenditure, the Receipts in 1921-22 were only sufficient to meet 80·29 per cent. of the Expenditure.

REPAYMENT

REPAYMENT OF LOANS.

The statement following exhibits the yearly liabilities of the State in Sydney and London for the repayment of loans and the discharge of debentures and Ministerial certificates issued in lieu of payments for compensation incurred in the acquirement of estates for closer settlement.

REPAYMENT OF LOANS.

Year of Redemption.	Sydney Register.			London Register.	Total.
	Closer Settlement.	General Loans.	Total.		
	£ s. d.	£ s. d.	£ s. d.	£ s. d.	£ s. d.
Minimum date expired..	.....	7,395,208 1 6	7,395,208 1 6	.....	7,395,208 1 6
Matured	.....	7,896 0 0	7,896 0 0	2,650 0 0	10,546 0 0
1922-23	155,300 0 0	3,611,756 14 9	3,767,056 14 9	6,900,000 0 0	10,667,056 14 9
1923-24	672,050 0 0	4,229,659 6 8	4,901,709 6 8	1,999,300 0 0	6,901,009 6 8
1924-25	56,614 5 9	21,276,147 19 8	21,332,762 5 5	16,427,055 2 0	37,759,817 7 5
1925-26	230,800 0 0	3,083,331 0 0	3,314,131 0 0	.....	3,314,131 0 0
1926-27	1,025,750 0 0	12,605,767 0 0	13,631,517 0 0	5,997,100 0 0	19,628,617 0 0
1927-28	179,200 0 0	286,700 0 0	465,900 0 0	4,999,300 0 0	5,465,200 0 0
1928-29	471,000 0 0	4,000 0 0	475,000 0 0	.....	475,000 0 0
1929-30	379,814 5 9	165,040 0 0	544,854 5 9	.....	544,854 5 9
1930-31	242,300 0 0	3,268,170 0 0	3,510,470 0 0	.....	3,510,470 0 0
1931-32	81,200 0 0	1,370,116 0 0	1,451,316 0 0	.....	1,451,316 0 0
1932-33	113,700 0 0	19,095 12 3	132,795 12 3	13,056,904 7 9	13,189,700 0 0
1933-34	75,300 0 0	50,454 4 4	125,754 4 4	12,635,845 15 8	12,761,600 0 0
1934-35	98,864 5 9	880 0 0	99,744 5 9	4,999,120 0 0	5,098,864 5 9
1935-36	92,950 0 0	64,525 11 3	157,475 11 3	12,435,474 8 9	12,592,950 0 0
1936-37	95,400 0 0	.....	95,400 0 0	.....	95,400 0 0
1937-38	86,150 0 0	....	86,150 0 0	....	86,150 0 0
1938-39	3,300 0 0	.....	3,300 0 0	.....	3,300 0 0
1939-40	6,414 5 9	.....	6,414 5 9	.....	6,414 5 9
1940-41	4,800 0 0	19,935 0 0	24,735 0 0	16,480,065 0 0	16,504,800 0 0
1942-43	8,100 0 0	.....	8,100 0 0	....	8,100 0 0
1943-44	3,300 0 0	.....	3,300 0 0	....	3,300 0 0
1944-45	6,414 5 9	.. ..	6,414 5 9	.....	6,414 5 9
1945-46	800 0 0	.....	800 0 0	... .	800 0 0
1947-48	8,100 0 0	.....	8,100 0 0	.....	8,100 0 0
1948-49	3,300 0 0	.....	3,300 0 0	.....	3,300 0 0
1949-50	6,214 5 6	.....	6,214 5 6	.....	6,214 5 6
1950-51	800 0 0	181,350 0 0	182,150 0 0	12,068,650 0 0	12,250,800 0 0
1952-53	8,000 0 0	.....	8,000 0 0	.....	8,000 0 0
1953-54	3,300 0 0	... .	3,300 0 0	.....	3,300 0 0
1954-55	2,700 0 0	.....	2,700 0 0	.....	2,700 0 0
1962-63	.....	106,544 5 10	106,544 5 10	10,393,455 14 2	10,500,000 0 0
Interminable	.....	530,189 9 2	530,189 9 2	.....	530,189 9 2
Permanent	.....	1,500 0 0	1,500 0 0	1,200 0 0	2,700 0 0
Total ... **£**	**4,121,935 14 3**	**58,278,266 5 5**	**62,400,201 19 8**	**118,396,120 8 4**	**180,796,322 8 0**

In the Treasurer's Accounts (page 185) the amount shown as outstanding on the Public Debt is £176,674,386 13s. 9d. To that total should be added £4,121,935 14s. 3d. on account of Closer Settlement (page 73 of Treasurer's Accounts), making a total of £180,796,322 8s.

EXCESS RECEIPTS AVAILABLE TO MEET INTEREST CHARGES.

Following the plan of previous years it may be stated that the excess receipts from Reproductive Assets, after meeting Working Expenses from various funds, were £6,679,784, made up of £6,201,565 from Business Undertakings, £10,479 from Industrial Undertakings, £292,971 from other Undertakings, with £174,769 interest received from the Commonwealth on the capital value of Transferred Properties. This, taken with the interest paid on Bills, Debentures, and Stock, £7,947,465, makes a debit balance of £1,267,681. The amount paid for Interest on the Public Debt, for moneys in temporary possession of the Government, and on advances made by Banks, for the past year, was £7,947,465. There was, therefore, an estimated deficiency of that amount as a charge upon the Consolidated Revenue as compared with £1,238,374 in 1920–21.

Some of the contributing factors are the Murrumbidgee Irrigation Area and the Government Dockyard, Newcastle, which have not returned in their working any surplus from which to recoup the Consolidated Revenue for interest amounting to £365,001 paid on their combined capital of £7,617,137 the unfinished railway and other works, upon which there has been a large outlay of loan capital at present unproductive; and a steady rise in the rate of interest.

As against the balance of £1,267,681 the State has the benefit of the Public Works and Buildings, National Roads and Bridges, &c., constructed from Loan Funds, which, though they do not contribute directly to the Revenue, are National necessities of at least equal value to the sum named. A further set-off is the interest received as repayments by settlers for the lands resumed under the Closer Settlement Acts.

CERTIFICATES UNDER SECTION 60 OF THE AUDIT ACT, 1902.

Consolidated Revenue Account.

I have attached my Certificate to the foot of the Treasurer's Statement of the Consolidated Revenue Account, 1921-22, on *page* 5 of the Public Accounts accompanying this Report, as statutorily required, and, in accordance with directions contained in Section 60, Subsection (b), Audit Act, 1902, I herewith report that the legal provisions have not, in my opinion, been complied with in the following cases :—

Expenditure.

(1) Irregular charges from advances made from Consolidated Revenue Account to the Accountant, Public Works Department, and which appear in the Treasurer's Statements as charged to that Account, whereas adjustments to hand show the permanent distribution should be as follows :—

	£	s.	d.
Consolidated Revenue Account...	1,720	4	7
General Loan Account	0	3	6
Special Deposits Account	48	18	5
Public Works Account	5	2	2
Public Works Account Expenditure Suspense Account	7	15	0
	£1,782	3	8

(2) Irregular charges from advances made from Consolidated Revenue Account to the Accountant, Returned Soldiers' Settlement Branch, and which appear in the Treasurer's Statements as charged to that Account, whereas adjustments to hand show the permanent distribution should be as follows :—

	£	s.	d.
Consolidated Revenue Account, other Votes	3	19	10
Special Deposits Account	4	6	1
Repayments, 1922-23	43	4	6
	£51	10	5

(3) Irregular charges from advances made from the Consolidated Revenue Account to the Accountant, Agriculture Department, and which appear in the Treasurer's Statements as charged to that Account, whereas adjustments to hand show the permanent distribution should be as follows :—

	£	s.	d.
Consolidated Revenue Account...	310	12	11
Unadjusted at 15th September, 1922	246	3	0
Repayments, 1922-23	9	10	10
	£566	6	9

(4) Irregular charges from advances made from the Consolidated Revenue Account to the Accountant, Chief Secretary's Department, and which appear in the Treasurer's Statements as charged to that Account, whereas adjustments to hand show the permanent distribution should be as follows :—

	£	s.	d.	
Unadjusted at 15th September, 1922	£500	0	0	
5) In regard to Repayments, 1922-23	43	4	6	
	9	10	10	
Unadjusted amount at 15th Sept., 1922 ...	246	3	0	
	500	0	0	—Breaches of Regulation No. 83, through non-adjustment as at 30th June, 1922.

General Loan Account.

I have attached my Certificate to the foot of the Treasurer's Statement of the General Loan Account, 1921-22, on *page* 129 of the Public Accounts accompanying this Report, as statutorily required, and, in accordance with directions contained in Section 60, Subsection (*b*), Audit Act, 1902, I herewith report that the legal provisions have not, in my opinion, been complied with in the following cases :—

Expenditure.

(1) Irregular charges from advances made from General Loan Account to the Accountant, Public Works Department, and which appear in the Treasurer's Statements as charged to that Account, whereas adjustments to hand show the permanent distribution should be as follows :—

	£	s.	d.
Consolidated Revenue Account	5,061	6	10
Special Deposits Account	248	1	4
Other Loan Votes	2,914	6	6
Loans Expenditure Suspense Account	15,456	1	0
Public Works Account	71	1	3
Public Works Account Expenditure Suspense Account	31	17	0
Unadjusted at 15th September, 1922	470	7	3
Repayments, 1922-23	439	6	4
	£24,692	8	6

(2) Irregular charges from advances made from General Loan Account to the Accountant, Returned Soldiers' Settlement Branch, and which appear in the Treasurer's Statements, as charged to that Account, whereas adjustments to hand show the permanent distribution should be as follows :—

	£	s.	d.
Other Loan Votes	16,683	5	7
Special Deposits Account	572	12	9
Repayments, 1922-23...	400	2	1
Consolidated Revenue Account	261	2	10
Unadjusted at 15th September, 1922	15,553	7	4
	£33,470	8	6

(3) Irregular charges from advances made from General Loan Account to the Accountant, Agriculture Department, and which appear in the Treasurer's Statements, as charged to that Account, whereas adjustments to hand show the permanent distribution should be as follows :—

	£	s.	d.
Other Loan Votes	10	8	3
Special Deposits Account	231	12	8
Repayments, 1922-23...	4	9	0
Unadjusted at 15th September, 1922	29	0	10
	£275	10	9

(4) Irregular charges from advances made from General Loan Account to the Accountant, Railway Department and which appear in the Treasurer's Statements as charged to that Account, whereas adjustments to hand show the permanent distribution should be as follows :—

	£	s.	d.
Other Loan Votes...	857	14	6
Unadjusted at 15th September, 1922	1,226	5	7
	£2,084	0	1

	£	s.	d.	
(5) In regard to Repayments, 1922-23... ...	439	6	4	
	400	2	1	
	4	9	0	
Unadjusted amount at 15th Sept., 1922 ...	2,766	6	4	
	15,553	7	4	
	29	0	10	—Breaches of Regulation No. 83, through non-adjustment as at 30th June, 1922.

Special Deposits Account.

I have attached my Certificate to the foot of the Treasurer's Statement of the Special Deposits Account, 1921–22, on *page* 59 of the Public Accounts accompanying this Report, as statutorily required, and, in accordance with directions contained in Section 60, Sub-section (b), Audit Act, 1902, I herewith report that the legal provisions have not, in my opinion, been complied with in the following cases :—

Expenditure.

(1) Irregular charges from advances made from Special Deposits Account to the Accountant, Returned Soldiers' Settlement Branch, and which appear in the Treasurer's Statements as charged to that Account, whereas adjustments to hand show the permanent distribution should be as follows :—

	£	s.	d.
General Loan Account	19	7	2
Special Deposits Account	71	18	6
	£91	5	8

(2) Irregular charges from advances made from Special Deposits Account to the Accountant, Government Tourist Bureau, and which appear in the Treasurer's Statements, as charged to that Account, whereas adjustments to hand show the permanent distribution should be as follows :—

	£	s.	d.
Consolidated Revenue Account...	32	16	7
Repayments, 1922-23	51	0	0
	£83	16	7

	£	s.	d.	
(3) In regard to Repayments, 1922-23	51	0	0	—Breaches of Regulation No. 83, through non-adjustment as at 30th June, 1922.

Public Works Account.

I have attached my Certificate to the foot of the Treasurer's Statement of the Public Works Account, 1921-22, on *page* 81 of the Public Accounts accompanying this Report, as statutorily required, and, in accordance with directions contained in Section 60, Sub-section (b), Audit Act, 1902, I herewith report that the legal provisions have not, in my opinion, been complied with in the following cases :—

Expenditure.

(1) Irregular charges from advances made from Public Works Account to the Accountant, Returned Soldiers Settlement Branch, and which appear in the Treasurer's Statements as charged to that Account, whereas adjustments to hand show the permanent distribution should be as follows :—

	£	s.	d.
Consolidated Revenue Account	5	12	6
Special Deposits Account...	5	16	6
Repayments, 1922-23	7	10	9
	£18	19	9

	£	s.	d.	
(2) In regard to Repayments, 1922-23	7	10	9	—Breaches of Regulation No. 83, through non-adjustment as at 30th June, 1922.

INDEMNITY

INDEMNITY REQUIRED FOR PAYMENTS MADE WITHOUT APPROPRIATION OR WARRANT.

Attached to this Report is a statement of payments from the Consolidated Revenue Fund made by the Treasurer during the year without Parliamentary Appropriation, and without warrant, amounting in all to £1,237,881 0s. 10d., and shown in the Treasurer's Statement—pages 37-39—as "Payments Unauthorised in Suspense:"

Also items amounting to £108,962 12s. 5d. for services on Public Works Account Expenditure Suspense Account—page 140—Treasurer's Statement:

And items amounting to £585,965 17s. 1d. for services on Loans Expenditure Suspense Account—pages 141-2—Treasurer's Statement:

And item amounting to £4,791 for services on General Loan Account—page 113—Treasurer's Statement.

As the control of Public Funds has been taken from Parliament by these expenditures, an Indemnity Bill will be required before the Treasurer can be discharged from liability for expenditure without appropriation or warrant.

SECTION II.—THE DEFICIT.

On the assumption of office of the present Administration, in accordance with practice, auditors were appointed by the outgoing and the incoming Treasurer, for the purpose of ascertaining the state of the Public Accounts at the close of business on the evening of 13th April, 1922. The Treasury books —according to a printed Treasury document of 27th April, 1922—showed a grand total debit balance on the various accounts of the Government of £2,257,664 14s. 11d., notwithstanding the utilization of the Special Deposits Fund, which amounted to £17,379,730 8s. 11d., and the Supreme Court Funds, amounting to £493,631 1s. 3d. The Treasury Chest showed only £29,000, and the Treasury Guarantee Fund £20,500. Other securities brought the total for Securities to £180,090 15s. 11d. The following accounts were in credit: Closer Settlement Account, £131,634 10s. 2d., Public Works Account, £58,663 8s. 11d.; Miner's Accident Relief (Repeal) Act, No. 46, 1916, £162,500; making a total, with the London Remittance Account, £2,021,065 17s. 2d., of Cash and Securities of £20,247,225 6s. 5d.

Against this there was a debit balance in the Consolidated Revenue Account of £5,714,503 19s. 3d.; in the General Loan Account a debit balance of £11,849,952 3s. 1d.; in the Public Works Account Expenditure Suspense Account of £2,501 12s. 2d.; in the Loans Expenditure Suspense Account of £66,310 16s. 7d.; in the Coal Purchase Suspense Account of £127,771 6s. 2d.; in the Government Dockyard Store Advance Account—London Payments Suspense Account, £15,000; in the Railway Store Suspense Account, £283,377 18s. 8d.; and in the Government Printer's Stores Suspense Account, £23,000. These, with the addition of the amounts not transferred to the Treasurer's Public Account (£2,401,406 8s. 3d.), made a total of £20,483,824 4s. 2d.]

The continuance for many years of a deficiency in so wonderfully wealthy and prosperous a State as this needs comment in a report to Parliament upon the public accounts at the present time.

To understand the situation it is desirable to refer to what was for many years called the "Old Deficiency."

I therefore take the liberty of quoting the late Auditor-General, Mr. Vernon, in a report to Parliament upon the Public Accounts of the year 1911–12, making a retrospect of the then existing deficit, wherein had merged a remainder of that "Old Deficiency."

Mr. Vernon said:—

"The old Deficiency of the Consolidated Revenue Account commenced in 1886, that year's transactions closing with an overdraft of £1,286,581. The amount increased in the subsequent years until the maximum liability was reached on 30th June, 1897; from that date the debt declined, until, at the 30th June, 1912, the amount outstanding was reduced to £114,516 0s. 6d.

"The liquidation has been effected by a system of annual instalments, which was first introduced in 1890. In that year it was decided that the Deficit should be paid off at the rate of £150,000 per annum; later the amount was increased to £250,000. In 1905 a Statute was passed making available a further sum for redemption of Bills ranging up to £50,000 annually, but the payment is conditional on there being a surplus of Revenue sufficient at the close of each year to meet the liability, whilst the application of the money has been limited under Act No. 30, 1905, to the reduction of the last addition to the Deficit, which amounted to £336,890, the balance of which at 30th June, 1912, was £36,890.

"In 1904, through the passing of the State Debt and Sinking Fund Act, the payments direct from the Consolidated Revenue Account ceased, and thenceforth the payments in reduction of Deficiency were made from £350,000 transferred annually from Revenue to the credit of the Sinking Fund administered by the State Debt and Sinking Fund Commissioners. Under the Act it would appear that the amount paid off annually is a matter for the Treasurer in arrangement with the Commissioners to decide, but, with one exception, the annual redemptions were continued at the old rate, £300,000.

"The Treasury Deficiency Bills outstanding on the opening and closing days of the financial year 1911–12 are given in the following statement:—

Acts	Treasury Bills—		
	Outstanding 30th June, 1911.	Redeemed during 1911-12.	Outstanding 30th June, 1912.
	£ s. d.	£ s. d.	£ s. d.
Under Act 59 Vic. No. 22	327,626 0 6	250,000 0 0	77,626 0 6
Under Act No. 30, 1905	86,890 0 0	50,000 0 0	36,890 0 0
Total	414,516 0 6	300,000 0 0	114,516 0 6

Results

Results of Rigid System of Liquidation of Debt.

'The Debt is now almost extinguished, and in all probability will disappear at the 30th June next. An opportunity is, therefore, afforded of reviewing the process of liquidation on an experience embracing a period of twenty-six years.

"In only nine years of that period has the operation of the Statute effected the full realisation of its object, in seven years it was partly effected, and in the remaining periods the result was a heaping-up of the burden instead of a reduction thereof. In accordance with law, Treasury Bills to the face value of the statutory amount have been redeemed annually, but in the years when the Revenue was not in a position to meet the full obligation, the shortage became automatically part of the cash deficiency. The experience was, undoubtedly, a varied one, and it affords an example of the vicissitudes which have attended and will attend the application of any rigid system having for its objective the liquidation of heavy accumulations of debt.

"The instalments, although automatic in payment, were not progressive; nevertheless, the Revenue failed in the greater part of the period of repayment to meet its full responsibilities. The fact also cannot be too often emphasised that when once loan obligations are accepted with rigid sinking fund conditions attached, the terms of the compact must, or should be, strictly adhered to, notwithstanding that at periods the Revenue may not be in a position to bear the strain.

"The yearly obligation or instalment in reduction as previously mentioned commenced at £150,000, and at a late stage of the liquidation reached £300,000, but as just pointed out, the revenue was unequal to bear year in and year out its full obligations therewith. The experience would seem to point out that the finances have not the stability necessary to bear the continued strain of a cut and dried system of earmarking annually large sums for application in the redemption of large accumulations of debt. It is, therefore, right to assume that a sinking fund applied (*or liquidation by annual instalments made*) without regard to the strength of the Revenue must, sooner or later, cause embarrassment in Treasury administration.

"These remarks are not intended to convey that the principle should not have place in the liquidation of State liabilities (*although it is a moot point whether general recognition should be given to the system while the State is in a heavy stage of development*); but that too much reliance should not be placed on such an agency in any automatic reduction of debt. If a general system be recognised, then the basis of such should be so elastic as to allow of suspension of payments when economic and other conditions render such a course absolutely necessary, and thus follow the practice observed by the Imperial Authorities.

"The experience in the liquidation of the Accumulated Revenue Deficiency, spread over a period of twenty-six years, points to this course as being the best in the interests of sound and smooth administration."

In my report of 23rd September, 1920, upon the Public Accounts for the financial year 1919–20, I carried the recital of the movement of the deficiency up to that time. To save reference to that report I venture to reproduce portion of the Statement here :—

"The past financial year opened with a deficit in the Consolidated Revenue Fund of £244,545, and the year closed with a deficit of £1,804,062. . . . It was shown in the Report for 1913–14 that, although that year closed with a surplus upon its own transactions, such surplus was used to reduce the previous existing debit balance to £793,978 1s. 6d., to be further reduced by £17,675 15s. It was also pointed out that in the absence of any provision dealing with the deficiency of the previous year, the Revenue Account was considered to be in debt for this excess, and that consideration of the unfulfilment of the prior estimates of revenue and expenditure should have speedy consideration upon the close of a financial year. It was also shown that a Treasurer submitting the accounts prescribed in the Audit Act was required to bring forward the balance as on 30th June, it being understood that a surplus could not be disposed of constitutionally until Parliament had appropriated it, but a deficiency balance of a previous year had equitably the first claim upon the consideration of Parliament for liquidation, either wholly or in part.

"The following year it was pointed out that the debit balance had been reduced in effect by the surplus of the year to £363,931, which, in ordinary times, could be expected to have early extinction, but in the doubt as to the duration of the war, it would be unwise to attempt a forecast. On the operations of the following year, 1915–16, the deficit was still further reduced to £214,340 as on 30th June, 1916. It was then pointed out that the liquidation of a deficit in this way was subject to the fortune of the years, and that heavier charges, &c., might prolong the extinction of this 1913 deficit. It had to be shown, in the following year, that the provision made by Parliament to balance the accounts of 1916–17 had proved abortive, in that one of the anticipated adjusting sources of revenue—that under the Totalizator Act—was realisable only in very small part, owing to the delay in the installation of the necessary machines. As on 30th June, 1917, the deficit had reached £483,138. Although additional income was obtained during the succeeding year by legislation, on a rising revenue, the reduction was not remarkable, the amount being reduced to £459,314 as on 30th June, 1918, and the deficit was still further reduced to £244,545 as on 30th June, 1919.

"The past year, with its record spending for New South Wales, caused the debit balance to reach £1,804,061 12s. 8d., notwithstanding the record revenue.

"Since 1914, a deficit affects a most desirable feature of our financial plan.

"In

"In 1904, the following provision was made in Act No. 19 of that year, viz. :—'There shall be issued during each financial year from the Consolidated Revenue Fund to the (State Debt) Commissioners and placed by them to the credit of the General Sinking Fund the amount of £350,000 and such further sums as Parliament may provide. Such amount shall be so issued as the Treasurer may direct, but so that the whole amount be issued during each financial year.'

"Our system of construction of Public Works, largely on borrowed money, renders some assured form of repayment of capital of high worth, and it should be remembered that this form of meeting our liabilities was formulated when the unit value of money was much higher than to-day, and when the total revenue was £11,384,671, with our borrowings on what was then considered sufficient, but on a more modest scale than later, and with the public debt standing at £82,321,998. The Loan Expenditure of the year 1904–5 was £3,633,689, inclusive of £566,000 for renewals and £1,496,900 for retirement of Treasury Bills. It is necessary to draw attention to these figures in connection with the amount of provision made by Parliament at the time of the passage of the Statute of 1904 indicated.'

"This attempt to meet the public creditor was, however, nullified by the passage, in April, 1914, of Act No. 11, 1914, which requires the repayment to the Treasury of the statutory payment of £350,000 under certain conditions, viz. :—'Provided that where at the close of any financial year there is a deficiency in the Consolidated Revenue Account the (State Debt) Commissioners shall repay to the Consolidated Revenue Fund any amount not being greater than such deficiency which has been issued from the said fund to the Commissioners during the said year.'

"The passage of the Principal Act secured to the Sinking Fund for repayments of loans, &c., the sum of £2,800,000 between the years 1905–6 and 1912–13.

"As stated on page 24, a sum of £2,450,000 has been lost to the Sinking Fund by this Statute of April, 1914.

"Following is a detailed statement of payments 'unauthorised in suspense,' wherein will be found the explanation of the magnificent revenue being insufficient for the expenditure of the year."

(Here followed a statement which it is not necessary to reproduce.)

The revenue of the State has been huge, but it proved insufficient for the necessities of the year just closed, which, as already reported, opened with a deficit of £2,249,558, and closed with an accumulated deficiency of £3,578,262 17s. 6d., the deficiency on the year's transactions being £1,328,704 17s. 6d., and that on the transactions of the previous year, 1920–21, being £445,496 7s. 4d.

The financing of the State administration largely by the use of an enormous Special Deposits Fund of £16,967,644 3s. 11d, as on 30th June, 1922, is contributory to the apparent general indifference to the continuance of a deficit. In the present state of the law there are disabilities in regard to such use as is made of these funds, which have been pointed out from time to time to Parliament. The unsoundness of the arrangement, however justifiable it may be by long usage and by expediency, having been fully set out in reports to Parliament, it appears unnecessary to reiterate it. There is no doubt that the availableness of funds contributed for many years to expenditures not authorised by Parliament.

The following statement shows the surplus or deficiency, as the case may be, since 1912–13, and the accumulated deficiency at the end of each year since :—

Year.	Receipts.	Payments.	Gain.	Loss.	Deficit at close of year.	Surplus at close of year.
	£ s. d.	£ s. d.	£ s. d.	£ s. d.	£ s. d.	£ s. d.
1911-12	.....	.....	.....	.....	.....	61,362 12 11
1912-13	18,307,553 5 5	19,535,932 18 9	.....	1,228,379 13 4	1,167,017 0 5	.....
1913-14	18,888,656 12 9	18,515,617 13 10	373,038 18 11	.....	793,978 1 6	.....
1914-15	20,684,342 8 3	20,254,294 19 5	430,047 8 10	.....	363,930 12 8	.....
1915-16	20,763,518 16 8	20,613,928 2 11	149,590 13 9	.....	214,339 18 11	.....
1916-17	21,930,693 17 0	22,199,491 15 5	....	268,797 18 5	483,137 17 4	.....
1917-18	22,372,961 12 9	22,349,137 3 2	23,824 9 7	.....	459,313 7 9	.....
1918 19	24,835,883 11 10	24,621,115 1 10	214,768 10 0	.....	244,544 17 9	.....
1919-20	30,542,459 19 3	32,101,976 14 2	.....	1,559,516 14 11	1,804,061 12 8	.....
1920-21	34,796,855 8 4	35,242,351 15 8	.....	445,496 7 4	2,249,558 0 0	.....
1921-22	36,255,434 1 3	37,584,138 18 9	.....	1,328,704 17 6	3,578,262 17 6	.....

SECTION III.—BUSINESS AND OTHER UNDERTAKINGS.

To explain the position of the four utilities usually called the Business Undertakings in the Public Accounts, the subjoined statement is reproduced :—

Business Undertakings, 1920-1921.

LOAN CAPITAL, WORKING EXPENSES, AND RECEIPTS.

Service.	Loan Capital.	Expenditure on—			Receipts.	Surplus.	Deficiency.
		Working Expenses.	Interest Paid on Capital.	Total.			
	£	£	£	£	£	£	£
Railways and Tramways.....	90,681,674	14,060,310	4,234,776	18,295,086	18,047,389	.....	247,697
Sydney Harbour Trust.....	9,090,409	224,676	421,124	645,800	797,211	151,411	.....
Metropolitan District Water Supply and Sewerage	17,572,680	570,067	814,701	1,384,768	1,469,776	85,008	.....
Hunter District Water Supply and Sewerage	1,934,940	75,902	60,884	136,786	148,485	11,699	.....
Total ..... £	**119,279,703**	14,930,955	5,531,485	20,462,440	20,462,861	421	.....

A statement on similar lines for the year ending 30th June, 1922, is given hereunder.

Business Undertakings, 1921-22.

LOAN CAPITAL, WORKING EXPENSES, AND RECEIPTS.

Service.	Loan Capital.	Expenditure on			Receipts.	Surplus.	Deficiency.
		Working Expenses.	Interest paid on Capital.	Total.			
	£	£	£	£	£	£	£
Railways and Tramways.....	94,405,633	14,588,001	4,687,197	19,275,198	19,145,083	.....	130,115
Sydney Harbour Trust.....	9,509,361	236,059	470,736	706,795	827,123	120,328	.....
Metropolitan District Water Supply and Sewerage	18,604,558	624,103	915,917	1,540,020	1,607,429	67,409	.....
Hunter District Water Supply and Sewerage	2,396,203	82,600	68,669	151,269	152,693	1,424	.....
Total ... .£	**124,915,755**	15,530,763	6,142,519	21,673,282	21,732,328	59,046	.....

RAILWAYS AND TRAMWAYS.

The gross earnings from both sources amounted to £18,823,154, and working expenses amounted to £14,131,918, the charge for interest being £4,685,209, making a total of £18,817,127, resulting in a surplus of £6,027.

The increase in the total expenditure, £607,824, was overtaken by the increase in revenue of £1,084,211, converting last year's deficit of £470,360 into the aforementioned surplus.

The Treasurer's Statements, which deal only with actual cash transactions within the year, as against Railway and Tramway earnings and expenditure, some of which were unrealised at 30th June, show a deficit of £130,116.

A reconciliation is provided in Appendix 8.

The

The form of statement adopted in previous reports is again used as displaying at what cost the sum of £18,823,154 was earned.

1920-21. Gross Revenue, £17,738,943.			1921-22. Gross Revenue, £18,823,154.			
Head of Expenditure.	Amount.	Percentage to Revenue.	Amount.	Percentage to Revenue.	Increase.	Decrease.
	£		£			
Man-power	9,809,434	55·3	9,980,536	53·02	.....	2·28
Materials	4,166,495	23·49	4,151,382	22·06	.....	1·43
Money (*i.e.*, interest on capital)	4,233,374	23·86	4,685,209	24·89	1·03	.....
	18,209,303	102·65	18,817,127	99·97	.....	2·68
Deficit	470,360	2·65	.....	.....	.....	.....
Surplus	.....	.....	6,027	·03	.....	.....
Total.....£	17,738,943	100·00	18,823,154	100·00	.....	.....

Interest on loan capital shows an increase of £151,835, which is accounted for by a rise in the average rate and additional capital for the year of £3,476,670. Hitherto the proportion interest bore to earnings has generally been lower than in the previous year, but for the year just closed it has been higher by 1·03 per cent., due to increases in figures herein referred to.

RAILWAY AUDIT.

The audit of the accounts at the railway stations throughout the State was continued during the year, and the results generally were satisfactory. In former years amounts frequently appeared in the accounts, principally at suburban stations, as "losses in booking," which indicated that booking clerks had lost those sums in the process of selling tickets to the public, and on this understanding they were allowed to remain on the books for lengthy periods before being adjusted. I had serious doubts as to the genuineness of these credits, and although aware of the futility of attempting to completely stamp out the practice, took action, which resulted in the shortages being greatly reduced and settled promptly.

A list of defaulters is included in Appendix 9, and it will be seen that the number of serious irregularities was greatly increased. Minor irregularities, which were observed from time to time, were reported to the Commissioners and suitably dealt with.

The usual tests have been maintained over the rates charged, rebates and concessions allowed, systems in vogue, and the collection and remission of revenue earned. Recoveries of amounts short collected or disbursed in excess are shown in Appendix 10, and where the tariff conditions had not been observed the amounts questioned were either subsequently legalised or relief from surcharge obtained from the Governor in Council (Appendix 11). The items in the latter category consist mainly of revenue earned for freight, demurrage, storage, &c., and written off for various reasons by the Commissioners.

Apart from the usual percentage of losses by peculation by the staff, a disquieting phase has presented itself in the shape of burglaries at stations where no all-night staff is employed, and where it is easily ascertained whether police patrol exists. The losses have sometimes exceeded the amount of cash held for change (usually £3 or £5), but steps have been taken to keep such amounts at the lowest workable minimum. No arrests have been made in any case of this kind, but the *modus operandi* points to the probability of the operator or operators being conversant with railway practice.

The rebates on freight for the conveyance of livestock, wheat, food for starving stock, and coal, reduce the Commissioners' earnings each year by a considerable amount, as will be seen from the figures of the past four years shown hereunder :—

	£
1918–19	105,835.
1919–20	224,038.
1920–21	309,399.
1921–22	106,360.

The decrease of £203,039 last year on the figures of the previous year was almost wholly attributable to the more favourable condition of the pastures of the State, which reduced the carriage of livestock by 88 per cent.

Railway Audit—*continued.*

The details of rebates and refunds during the past two years are set out hereunder in an approximate statement :—

Rebates—	1920–21.	1921–22.
	£	£
Stock	265,116	30,181
Wheat, flour, &c.	40,375	25,019
Iron and steel	345	3,552
Coal and coke	670	39,873
Cement	577	1,509
Limestone, granite, and marble...	1,052	5,013
Cast-iron pipes	14	70
Fodder	57	16
Barley	865	1,127
Copper	328	...

There are in addition many concessions granted by the by-laws in connection with various classe of merchandise, such as the free return of bags, crates, packing, timber, &c., in certain circumstances, the value of which cannot be determined.

The attention given to the checking of rebates disclosed several instances in which the conditions laid down by law to govern such concessions had not been strictly followed, and one of these is surrounded by such peculiar circumstances that special reference is deemed to be not out of place.

Campbell Bros., the owners of several station properties near Adelong, trucked 3,500 sheep (claimed to be starvers) from Mount Horeb to Hay to be depastured on a leased country, and they were returned about three months later (less 76 which died) to Adelong.

The by-laws of the Railway Commissioners under the Government Railways Amendment Act, 1916, provide for reduced freight charges on the forward journey when the stock are in a starving condition, and free transit on their return to the original pastures, subject to compliance with certain requirements. The regulation which governs the forward journey charges reads as follows :—

> " Where the natural feed or water has failed in any stock district through drought, and it is necessary for the preservation of the stock that they should be removed, they will be carried at three-fourths of the ordinary mileage rates upon production, **within one month** after the stock are trucked, of certificate (Form A) completed by the owner and Stock Inspector of the district to the effect that the natural feed or water has failed in that portion of the Pastures Protection District in which the senders' holding is situated, and that it is necessary to remove the stock."

The certificate referred to was not furnished till three months over the time limit had expired, and the certificates presented in support of the free return to the original pastures were also belated. The officer who was Acting Stock Inspector at Gundagai at the time of the trucking of the sheep refused to give a certificate to support the owners' statutory declaration, and stoutly maintains that the property on which the sheep were running carried abundant grass and water at the time, he having made a personal inspection immediately after receiving the owners' application, and he states that he

> " could not honestly sign the certificate, and thus subscribe to a deliberate fraud upon the Railway Department."

Subsequently the Stock Inspector of the district resumed duty some five months later, gave the certificate which his predecessor had refused, and this completed the supporting documents necessary to secure the Commissioners' approval of the rebate of £284 9s. 4d.

The owner on Form A declared—*inter alia*—that the sheep were conveyed to Hay on 1st May, 1919, owing to the failure of natural feed on the Ellerslie holding, and it is to the correctness of these and other particulars that the Stock Inspector certified.

The Railway Commissioners were advised by the New Zealand Loan and Mercantile Agency Company, Ltd., agents for Campbell Bros., that the matter of obtaining a starving-stock certificate would be reviewed by the Pastures Protection Board at Gundagai, and intimated subsequently that the Board had decided that the Acting Stock Inspector was in error in refusing a certificate, and had directed the Stock Inspector to furnish one.

The

Railway Audit—*continued*

The latter officer had not returned from the war when the subject sheep were trucked, and obviously could have no knowledge of the matters to which he certified, so in the circumstances I reported the foregoing facts under Section 13 of the Audit Act, 1902, and suggested that the case be referred to the Attorney-General for determination of the question of prosecution.

Investigation by an officer from the Police Department failed to disclose that the Pastures Protection Board had interfered in the case, as reported by the Commissioners, and the Attorney-General of the day concurred in his officer's opinion that, though there may have been departmental irregularities, a criminal prosecution would be unsuccessful.

The irregular action of the Stock Inspector in giving a certificate as to matters of which he had no knowledge, despite the refusal of his predecessor in office, and making possible the payment of £284 9s. 4d., was brought under the notice of the Under-Secretary, Department of Agriculture, but that officer considered that the Stock Inspector had the best intentions in the matter "as regards the protection of the industry." It is contended by the Under-Secretary that the signing of these certificates is a matter of courtesy between the Stock Inspectors and the Railway Commissioners, but as the certificates are given in an official capacity, such view is untenable.

The regulations embodied in the by-laws under the Government Railways Act, 1916, appear to have been framed with a liberal mind and with due regard for the protection of the main industries of the State, as the figures quoted on this page, which disclose rebates in 1920-21 of well over £250,000, will show, but I intend to strenuously oppose the slightest departure therefrom which the examination carried out in this Department brings to light.

Another instance which might be mentioned is a case in which Campbell Bros. were again the consignees.

Three thousand sheep were trucked at Tumut as starving stock, and were depastured at Illilliwa, whence they were retrucked three months later for Mount Horeb to another of the owners' properties.

The declaration for the forward journey was not received by the Commissioners for two months later than the prescribed time, but as it was stated that the New Zealand Loan and Mercantile Agency Company, Ltd., had furnished a certificate, &c., at a much earlier date, and that it had evidently miscarried, the Commissioners waived their right to disallow the claim and a rebate of £63 was made.

The sheep, however, were not returned to their original pastures, a condition which is quite clearly laid down in the by-laws, and on the representations of the New Zealand Loan and Mercantile Agency Company, Ltd., that the holding from which they were originally conveyed would not carry the sheep, a rebate of £244 was made to Campbell Bros.

Other instances where rebates were made, despite the infringement of the by-laws, occurred in connection with stock conveyed as "store" and "starving," for which about 140 certificates necessary to support the claims were furnished by T. A. Field on account of eight different owners after the time allowed. In some of these cases the trucks had not been ordered for starving stock, but on representations by the manager for T. A. Field that the services of a member of his staff who was responsible for the failures had been dispensed with, the Commissioners approved of the rebates. They extended special consideration, it was stated, on account of the extensive losses suffered by the stock owners during the drought years. In some cases stock have not been returned to their original pastures. In May last I drew the attention of the Commissioners to the departure from the conditions laid down, and requested that for any variation of the express terms of the by-laws Executive Council approval be obtained before a rebate be made, and they have informed me that since then no rebates have been passed unless the conditions have been complied with in every respect.

The Chief Commissioner and his staff have facilitated the inspection and examination of the accounts by dealing promptly with matters brought under notice, and during the past year the close attention to details of accounts under investigation by me has been most noticeable and gratifying.

Railway Refreshment Rooms.

The Balance-sheet and Trading and Profit and Loss Account of the abovementioned undertaking have been received for audit. The trading operations during the year as disclosed therein, were :—

REVENUE.	£	s.	d.
Earnings (cash)	447,825	3	1
Discounts	5,133	11	11
Stock at 30/6/22	27,130	0	10
	£480,088	15	10

EXPENDITURE.	£	s.	d.	£	s.	d.
Stock at 30/6/21	35,264	16	4			
Purchases	255,704	17	0			
				290,969	13	4
Salaries	27,038	8	4			
Wages	71,127	8	3			
				98,215	16	7
General Working Expenses	26,628	11	4			
Maintenance	9,589	18	5			
Freights	15,360	0	0			
				51,578	9	9
Interest	11,234	10	4			
Depreciation	5,079	18	6			
				16,314	8	10
				457,078	8	6
Profit for the year				23,010	7	4
				£480,088	15	10

The stock in hand disclosed by balance-sheet at 30th June, 1921 was £38,427 14s. 11d., and included Provisions, £35,264 16s. 4d.; Stationery, £673; and Renewals, £2,489 18s. 7d.; while that on hand and disclosed by balance-sheet, on 30th June, 1922, included Provisions, £27,130 0s. 10d.; Stationery, £859 7s. 2d.; and Renewals, £4,987 1s. 8d.; and amounted to £32,976 9s. 8d.

The buildings are quoted at £159,116 1s. 4d., equipment at £60,602 8s. 5d., and stock on hand at £27,130 0s. 10d. Forty-eight rooms have been in operation during the year, and twenty-five of them disclosed profits amounting to £45,239 16s. 3d.; twenty-three were run at a loss of £7,911 1s. 10d.; and Head Office whose only revenue is discount, and where all purchasing is arranged and accounts kept, is shown as losing £14,318 7s. 1d. The net profit of £23,010 7s. 4d. disclosed an increase of £6,428 11s. 4d. over that of £16,581 16s. for year ending 30th June, 1921.

Railway and Tramway Institute.

STATEMENT of Receipts and Payments for the Year ending 31st December, 1921.

RECEIPTS.	£	s.	d.
Members' Subscriptions	4,760	2	9
Billiards	4,231	4	3
Rents	638	17	5
Sports and Social	408	3	0
Special Class Fees	170	3	0
Railway and Tramway Magazine	761	19	4
Miscellaneous	204	8	4
"Safety First" badges	178	9	0
Catalogue Advertisements	177	0	0
Excess Payments over Receipts	27,353	6	4
	£38,884	0	5

PAYMENTS.	£	s	d.
Salaries and Wages	17,641	18	11
Instruction fees	3,255	8	8
Railway and Tramway Magazine	2,967	12	4
Stores and Stationery	2,234	5	11
Furniture and class equipment	4,658	9	6
Sports and Social	1,186	0	6
Buildings, repairs, &c.	78	7	8
Library books	2,773	4	4
Maintenance of billiard tables, equipment, &c.	1,231	17	6
Light, gas, and water	858	9	8
Rents	319	2	1
Newspapers and Magazines	376	17	9
Miscellaneous	1,302	5	7
	£38,884	0	5

The number of financial members on the roll at 31st July, 1922, was 18,897, which includes 5,885 members on the roll of the Sydney Institute. The balance of 13,112 members are on the various rolls of the seventy branches situated in the suburbs and country towns. The total membership shows an increase of 4,294 since 31st December, 1921.

The receipts for the year ending 31st December, 1921, were	£11,530	14	1
„ „ „ 1920 „	8,236	2	5
An increase for the year 1921 of	£3,294	11	8
Payments for Salaries, Wages, and general upkeep of the Institute for the year ending 31st December, 1921, were	£38,884	0	5
Similar payments for the year ending 31st December, 1920, were ...	26,618	9	10
An increase for the year 1921 of	£12,265	10	7

For

For the year ending 31st December, 1921, the Railway Commissioners were called upon to supplement from Railway Votes the receipts of the Institute to the extent of £27,353 6s. 4d., which was £8,970 18s. 11d. more than was required for the year 1920.

This Institution serves a dual purpose, combining Staff welfare and Staff education. The education scheme covers all branches of railway activities, mechanical, technical, and clerical. The benefits derived tend to efficiency and contentment of the Staff and corresponding satisfaction to the Commissioners, by whom all buildings used are provided.

GOVERNMENT SAVINGS BANK.

The accounts of the Commissioners were duly audited half-yearly.

The Commissioners' Investments on 30th June, 1922, stood as under:—

	£	s.	d.
New South Wales Funded Stock, Treasury Bills, Debentures	29,153,500	6	4
Stock of other States	59,718	3	8
Municipal Debentures	2,632,738	14	10
Deposits at Treasury	3,859,009	3	7
Mortgage Loans	2,161,614	6	4
War Loan Stock, War Gratuity Bonds, and Commonwealth Treasury Bonds	1,064,547	14	2
Advances for Homes Department, Inscribed Stock	4,166,660	13	0
Rural Bank Department, Inscribed Stock	4,152,532	1	7
Bank Deposits and Inscribed Bank Stock	5,084,271	5	4
Total	£52,334,592	8	10

The money of the Government Savings Bank still forms an important feature in Treasury balances, the amount on deposit being on the 30th June, 1922, £3,859,009 3s. 7d., and the investment in Government securities was £29,153,500 6s. 4d.

The amount at credit of depositors on 30th June, 1922, was £54,581,591, an increase over the results of the previous year of £3,779,454.

As compared with the number of depositors on 30th June, 1921, there was an increase of 43,584.

The new business, as provided for in the Government Savings Bank (Rural Bank) Act, 1920, may be said to have been put into practical operation during the financial year just ended. Overdrafts, and long-term loans, to the extent of £2,069,073, have been availed of out of a total of £2,314,935 authorised up to the 30th June, 1922. At the same date there were current accounts and fixed deposits aggregating £1,294,260.

The amount of loans granted by the Advances for Homes Department during the financial year just closed was £1,326,270, as compared with £1,282,360 during the previous financial year.

TREASURY INSURANCE BOARD.

(Administrative arrangement—no Statute).

The following is the statement of results during the year ended 30th June, 1922:—

Insurance.	Balance as at 30th June, 1921.	Balance on operations for year ended 30th June, 1922.	Total credit at 30th June, 1922.
	£ s. d.	£ s. d.	£ s. d.
Fire	178,742 17 9	33,251 18 7	211,994 16 4
Marine	9,291 16 7	3,405 11 9	12,697 8 4
Workmen's Compensation	45,695 2 9	31,411 15 7	77,106 18 4
Motor Vehicle	5,122 15 8	3,086 10 6	8,209 6 2
Special Public Liability	2,252 7 10	811 7 9	3,063 15 7
Plate Glass	516 11 3	184 19 6	701 10 9
Public Risk	439 11 0	306 17 8	746 8 8
Live Stock	40 10 0	9 11 4	50 1 4
Burglary	523 6 2	163 0 5	686 6 7
Hailstone	591 2 3	211 10 2	802 12 5
Boiler Explosion	90 13 6	26 2 0	116 15 6
Miscellaneous	145 3 1	71 5 0	216 8 1
Fidelity Guarantee	25,112 0 6	1,162 4 2	26,274 4 8
Total	268,563 18 4	74,102 14 5	342,666 12 9

The Fund has been established for eleven years, and in that period has accumulated funds to the extent of £342,666 12s. 9d., of which £49,500 was invested in Commonwealth and State securities, and the balance was deposited in the Treasury to Special Deposits Account partly at interest on the daily balance.

The

The claims paid during the year amounted to £38,777 5s. 2d., as compared with £29,833 0s. 8d. for the year 1920–21. Details are set out as follows :—

	1920–21. £ s. d.	1921–22. £ s. d.
Fire	6,961 9 3	7,295 3 6
Marine	1,352 8 8	760 16 6
Workmen's Compensation	18,236 17 11	27,915 3 8
Motor Vehicle	2,007 17 5	957 18 5
Fidelity Guarantee	941 14 6	1,200 12 2
Miscellaneous	332 12 11	647 10 11
	£29,833 0 8	£38,777 5 2

The total liability in respect of Fire risks for the year was approximately £17,731,100, and of Marine risks £727,900, of which £3,455,040 and £79,800 respectively were reinsured, the net liability in respect of both risks being £14,924,160.

More than ordinary progress has been maintained throughout the year, the accumulated Fund having increased by £74,102 14s. 5d., as compared with £42,960 9s. for the previous year—an improvement of £31,142 5s. 5d. The claims paid in 1921–22 exceeded those of 1920–21 by £8,944 4s. 6d.

The administrative expenses, £5,116 15s. 5d., were in the proportion of 3·6 per cent. of the gross receipts, £141,830 4s. 7d.

During the year it was discovered by my Inspectors that in some instances Insurances against Fire and Marine risks had not been effected by Departments. The plant and stock at the Government Printing Office (valued at, approximately, £168,000) and furniture, calculating machines, and library of the State Superannuation had not at any time been secured against Fire Risk, and the State Trawlers (insurable value, £102,000) had not been secured against Marine Risk for the period from 14th April, 1921, when the last policy expired, to 18th July, 1922. Steps have now been taken to effect insurances and cover has been secured.

There are undoubtedly other instances where Government stores, plant, equipment, and furniture have not been covered, and endeavour is being made to have all risks insured.

The State Saw Mills at Gloucester secured cover against Fire for £16,065 for the year 1921–22, but the premium of £248 16s. 8d. was not paid, despite repeated reminders, until 17th July, 1922, or seventeen days after the expiry of the cover.

METROPOLITAN MEAT INDUSTRY BOARD (Act No. 69, 1915).

The Balance Sheet and Revenue Account for the year ended 30th June, 1922, have been submitted by the Metropolitan Meat Industry Board for audit. The accounts have been examined for the half year ended 31st December, 1921, but the audit of the final statements will not be completed before the publication of this report.

The following figures abstracted from the Statements submitted are quoted subject to verification in the audit.

The year's operations resulted in a profit of £34,052 9s., which raised the accumulated credit balance of the Undertaking to £166,154 16s. 8d. as at 30th June, 1922.

A Departmental Committee appointed to determine the capital debt on the premises and property vested in the Board and used by them assessed it at £800,000, and interest has been paid on this amount to 30th June, 1921. A further sum of £200,000 has been loaned by the Government to the Board to partly meet the cost of erection of a cold-storage plant, and the interest due to the Treasury on the total of £1,000,000 for the year ended 30th June, 1922, is £50,635. The amounts shown hereunder are those charged against the industry for the several years during which the Board have carried on operations :—

Year.	Rate per cent.	Amount charged. £ s. d.
1916–17	——	Nil.
1917–18	4·1738	33,390 0 0
1918–19	4·35	34,800 0 0
1919–20	4·6863	37,490 8 0
1920–21	4·7608	38,086 8 0
1921–22	5·0635	50,635 0 0

STAMP DUTIES OFFICE.

An inspection of the accounts of the Stamp Duties Office during January, 1922, elicited the fact that many of the requirements brought under notice as the result of the previous inspection had not been complied with. The later inspection also disclosed many serious irregularities. Despite the fact that two years have elapsed since the earlier exposure, the improvement desired in at least one important respect, *i.e.*, the proper daily checking of the vast revenue received at the Stamp Duties Office, has not been effectively carried out by those responsible in that office. The remissness displayed is reprehensible, and is on a par with the delay which has taken place in dealing with other serious irregularities brought under notice.

Throughout the year my officers have brought under notice evasions of the Act by the general public in regard to duty on receipts given for cheques. These have been forwarded to the Commissioner, who, in many instances, prosecuted, with the result that fines have been inflicted in numerous cases.

IMPERIAL PENSIONS.

An amount of £4,139 was earned during the year 1921–22 as commission at the rate of 3 per cent. on payments made to 2,600 pensioners resident in the State.

Administrative expenses cost £1,778 for 1921–22, which leaves £2,361 to meet the liability on the bank overdraft which has been provided to meet the payments. The overdraft in Sydney averaged £78,003 per month during the year under review, but allowance must be made for moneys lodged with the Agent-General in London by the Imperial Government on account of pension payments, though they may not be credited in the Sydney account until a lapse of six weeks, or even later. Making due allowance for the London credits, the overdraft may be reduced by an amount approximating £28,000, leaving the net overdraft on the combined London and Sydney accounts averaging in the neighbourhood of £50,000, on which interest is charged by the bank at rates varying from 6 to 7 per cent.

The present arrangement costs £4,778 in interest and administrative expenses, which exceeds the allowance made by the Imperial Government by £649.

Included in the pensions paid are 1,000 for those who are receiving allowances on account of disabilities, and it has been proposed by the Imperial authorities, and concurred in by this State, that the administration, payment, control of the medical examination, and treatment of such disability pensioners should be transferred from the jurisdiction of the State Treasurer to the Repatriation Department of the Commonwealth Government. Although final arrangements are not yet complete, it is probable that in the near future the proposal will be given effect to.

STATE WHEAT BOARD (Act No. 10 of 1920.)

Harvest 1920–21.—Following the explanation given in my last report, I have to add that the continuous audit of the State Wheat Board's accounts has been carried on throughout the year. The staff employed by the Board, on its own account, to carry out an internal audit has been reduced from time to time, till at the time of writing no staff is so engaged. This has resulted in my officers taking over the whole of the audit. In April I reduced the strength of my Wheat Board staff from four to three by transferring the Inspector-in-charge to other duties. Pending the receipt of results of outturns of about twenty shipments abroad, from the Australian Wheat Board, my officers are now engaged in finalising transactions between the State Wheat Board and millers, as well as agents, and making a full audit of current operations, including local sales, rail freight, interest, and general receipts and expenditure. Few losses have been sustained by way of bad debts, and the wheat product was handled very satisfactorily up to the disposal of the last of the harvest.

The result of amounts challenged during the year by the Auditor-General's staff is as follows :—

Recovered.	Doubtful.	In action.	Withdrawn.	Total Amount questioned.
£5,186 1s. 4d....	£318 12s. 10d. ...	£29 10s. 0d. ...	£296 17s. 7d. ...	£5,831 1s. 9d.

Before the close of the financial year it became apparent that the net proceeds of the harvest would not realise the amount of the Government guarantee of 7s. 6d. per bushel. Recognising this, the Government made the balance due to the banks on account of the fourth and final instalment of 1s. 3d. a charge on the Consolidated Revenue Fund, amounting to £963,136 16s. 2d. On present showing it is impossible to forecast, with any degree of certainty, whether further charges will have to be borne by the Consolidated Revenue Fund or some credit result.

Under

Under the provisions of sections 60 and 65 of the Audit Act, 1902, I have to report that the manager of the State Wheat Board, Pool of 1920–21, used certain of the funds of the Board, *i.e.*, £100, for his own private convenience on the afternoon of the 6th March, 1922. Almost immediately after the occurrence, it was reported to my officer on duty in the Wheat Board's Office, and the money was replaced the next morning. Mr. F. S. Digby, the manager, and the Wheat Board regarded the usage of the money as a technical breach of duty, but there is no doubt as to the offence in terms of the Audit Act.

RURAL INDUSTRIES BOARD—ASSISTANCE TO FARMERS.

The accounts of the Board were duly audited.

I am indebted to the Executive Member of the Board for the following information :—

The drought relief to farmers, for which the loan of £2,000,000 was raised, has now practically ceased.

Necessitous cases, however, still arise and in consequence advances continue to be made, but only to a limited extent.

In regard to those advances originally made, repayment of part of which is now outstanding, it may be mentioned that a large number of farmers, through adverse circumstances, have not been able to liquidate their liabilities. In these cases, where conditions have warranted, deferment of their debts has been allowed until after the coming harvest. Cases of this kind continue to be considered.

Unless the current season's crop fails, a considerable amount is expected to be repaid before the end of January, 1923.

Many debts no doubt will require to be written off, but it is not possible at the present time to properly estimate what sum will eventually remain unpaid.

The amount expended in connection with relief to necessitous farmers by the Rural Industries Board from loans is £2,328,607 0s. 6d. In addition, accounts to the value of £103,431 12s. 11d. were taken over from the Department of Agriculture, and £59,123 7s. 2d. from the Lands Department, making a total of £2,491,162 0s. 7d., the bulk of which should be recovered. The whole of this sum, although utilised in connection with the various schemes, was not actually advanced to farmers, as large quantities of seed wheat, fodder, &c., purchased were otherwise disposed of.

The amount the farmers received was approximately £1,700,000. A large portion of this sum has been repaid, the balance owing by farmers at the 30th June being £347,264 7s. 7d.

INDUSTRIAL UNDERTAKINGS.

As the statutory date limit for the presentation of this report is exceeded by the allowable time for the presentation of the balance-sheets of the Industrial Undertakings, it has been for some years necessary to submit a separate report to Parliament in regard to them. The Capital Cost Committee, which determines the capital of the undertakings meets on the closing date of September, following the presentation of balance-sheets. As a number of the Industrial Undertakings have presented their balance-sheets, and such balance-sheets have been audited, it appears to be desirable to take advantage of this opportunity of giving Parliament some information in regard thereto. The usual detailed report to Parliament will be made when the audits have been completed.

Undertakings.	Result for Year.		Accumulated. Net after Appropriations for Interest on Capital, &c.	
	Profit.	Loss.	Profit.	Loss.
	£	£	£	£
Brickworks, Homebush Bay	10,947	.....	59,181	.....
Metal Quarries	8,041	.....	41,987	.....
Building Construction Branch	7,756	.....	70,008	.....
Monier Pipe, &c., Works	3,198	.....	42,160	.....
Bakery	457	.....	11,134	.....
Motor Garage	2,987	.....	11,451	.....
Timber Yards, &c.	.....	90,298	.....	226,917
Power Station	.....	751	.....	*10,623

*Not actually a loss because other Government industries have saved considerably more than this amount owing to the reduced price of power consequent on the supply of this utility.

The

The balance-sheets of the Saw Mills, Trawlers, Clothing Factory and Drug Depot have not yet been finally passed, but it is not anticipated that the results will be altered materially.

Undertakings.	Result for Year.		Accumulated. Net after Appropriations for Interest on Capital, &c.	
	Profit.	Loss.	Profit.	Loss.
	£	£	£	£
Sawmills, Craven and Gloucester	.....	6,904	2,014	.....
Trawlers	.....	47,349	.....	163,301
Clothing Factory	6,261	.....	16,856	.....
Drug Depôt	529	.....	8,850	.....

MURRUMBIDGEE IRRIGATION AREA.

This is classed as an Industrial Undertaking. The audit has progressed so far as to enable the presentation of the following statement :—

	1921.	1922.	Betterment. 1922.
Trading—	£ s. d.	£ s. d.	£ s. d.
Net loss on trading ventures	133,084 4 8	.....	.....
,, profit on trading ventures	.....	18,144 4 10	151,228 9 6
Administrative—			
Expenses Distribution of Water	34,543 10 10	30,034 13 2	4,503 17 8
,, Land Settlement	44,384 3 5	25,860 5 7	18,523 17 10
,, Administration	54,440 15 6	38,731 7 9	15,709 7 9
Earnings—			
Water Rates, Land Rentals, &c.	92,512 2 5	133,907 5 9	41,395 3 4
Total Betterment in the year ended 30th June, 1922, exclusive of Interest on Capital	.....	.....	231,365 16 1

The year 1922 had a surplus of income over expenditure, plus depreciation of £57,425 4s. 1d., which sum is a partial set off against the Interest and Sinking Fund charge of £363,302 2s. 3d.

Considering the amount involved, expenses under the Administrative Section show a remarkable saving, having dropped from £133,368 to £94,626, or almost 30 per cent.

SUPERANNUATION FUNDS.

Information as to the several Superannuation Funds is afforded in Appendices 15, 19, and 20. It will be noted that balance-sheets of the State Superannuation Fund are presented for two years. So far as that Fund is concerned it is understood that it is likely to be reviewed.

WORKMEN'S COMPENSATION (BROKEN HILL) ACT, 1920. (Act No. 36, 1920.)

This Act provides for compensation payments to certain mine workers on the Broken Hill mines found to be suffering from Pneumoconiosis or Tuberculosis. The Government and the mine-owners are each required to provide half the funds to meet the expenses of administration and the cost of compensation. The administration is under the control of a "Joint Committee," appointed under the provisions of the Act. The initial examination was made during the year, when exception was taken to the payment of an amount of £11 for travelling expenses of two members of the Joint Committee to Wilcannia to confer with the Minister for Lands in connection with a proposal to open certain lands for occupation by beneficiaries under the Act. Exception was also taken to the advancement by the Committee of sums amounting to £1,997 to beneficaries by way of loan. These matters were referred by the Department to the Crown Solicitor for his opinion as to the validity of the payments, and he advised there was no power in the Act to make either of such classes of payment. The loans are being repaid by fortnightly instalments, but no refund of the £11, wrongly paid for travelling expenses, has yet been made.

The legality of making certain payments by the Committee by way of compensation in a number of cases was questioned, and the Crown Solicitor, to whom the matter was referred by the Department, advised that six claims had been wrongly paid. The payments to the six beneficiaries concerned were then discontinued, but no refunds have been made on account of the illegal payments.

HOUSING BOARD.

The difficulty experienced in regard to the non-furnishing of proper accounts of the Observatory Hill Resumed Area, Daceyville Garden Suburb, and other activities under the administration of the Housing Board, was duly reported to Parliament in 1920 and in 1921. I have not yet been furnished with a Balance-sheet, but I am having an audit made of the accounts as they stand. Reference to the report of 1920–21 will show that it is now three years since a Balance-sheet has been submitted by this Board. As this fact was recently drawn special attention to by me, no doubt action will now be taken to furnish the Balance-sheets outstanding.

COUNTRY TOWNS WATER SUPPLY AND SEWERAGE WORKS.

(Act No. 34, 1905, and prior Acts.)

The outstanding and overdue accounts of sundry Municipal Councils at 30th June, 1922, amounted to £46,738 11s, consisting of instalments in repayment of capital amounting to £7,238 12s. 11d., and interest amounting to £39,499 18s. 1d. These figures show an increase on the previous year of £1,076 12s. 7d. The attention of the Treasurer has been drawn by the reports of my Inspectors to the arrears, which have been forwarded to him at the close of every inspection. The financial position of some of the Councils has been found to be very unsatisfactory.

WATER AND DRAINAGE TRUST ACCOUNTS.

(Act No. 44, 1912, and other Acts.)

The accounts of these Trusts have been subjected to the usual audit during the year, and the reports forwarded to the respective Departments for action, attention being specially drawn to any in arrears of repayment of capital and interest.

The total arrears in these accounts at 30th June, 1922, amounted to £14,703 12s. 2d., showing an increase on the amount outstanding at the end of the previous year, which stood at £11,900 18s. 3d.

ARREARS ON LAND TENURES.

A review of the arrears of payments on the various Land Tenures, including Western Lands, due at the 30th June, 1919, having been made, shows the amount outstanding to have been reduced by payments, forfeitures, &c., from £171,273 12s. 5d. to £98,821 6s. 8d., distributed as follows, viz. :—

	£	s.	d.
Closer Settlement Purchases...	72,494	19	5
Conditional Purchases	20,055	5	1
Auction Sales...	43	16	8
Leases, &c.	6,082	8	9
Western Lands	144	16	9
	£98,821	6	8

STATE COAL BOARD.

This Board was brought into existence in 1917 as a result of the General Strike of that year. The final balance-sheet has been audited, and discloses a net loss of £30,234 10s. 10d. Contributory to this result is the failure of the Victorian Government to honor its agreement to pay a certain proportion of the upkeep of certain mining camps.

GAS COMPANIES' ACCOUNTS.

During the year an audit of the accounts of the Newcastle Gas Company, Limited, was made on the occasion of an application being made by the company for an increase in the selling price of gas. The applicants asked for authority to charge 7s. 2d. per 1,000 cubic feet. After hearing the evidence his Honor Mr. Justice Wade fixed the selling price at 5s. 6d. per 1,000 cubic feet.

The Newcastle Gas Company, Limited, through making this application, has now become subject to the provisions of the Gas Act of 1912, as amended by the Act No. 14 of 1920. The

The accounts of the Cowra Gas Company, Limited, were also audited and found satisfactory ; this company came under the full provisions of the Gas Acts during the year.

Certificates were furnished as provided for in section 16 of the Gas Act of 1912, to the Australian Gaslight Company Limited, and the North Shore Gas Company, Limited.

During the year the Minister for Labour and Industry, who is charged with the administration of the Gas Act, 1912, intimated to the Auditor-General that, in exercise of the option conferred upon him, by the 22nd section of the Act, he had decided to have a certificate in the matter of the North Shore Gas Company, Limited, and of the Australian Gaslight Company, Limited, provided by a public accountant, appointed for that purpose by the Auditor-General. In reply, I had to point out that while the Act cited provides for such appointments, it is silent as to how such public accountant is to be remunerated for his services ; also that there was no vote, known to the Auditor-General, available for such purpose, and that if that officer were to appoint such public accountant, without the requisite provision in the Public Funds, he would be personally liable for the fees of such public accountant. The Minister subsequently decided in the circumstances to allow the appointment to remain in abeyance

STATE DUES UNDER THE NAVIGATION ACT.

Owing to dual control by the Customs and Navigation Departments the State dues are not collected as promptly as the law provides.

The collection of Pilotage and Removal dues on vessels registered in London in the name of His Majesty, but chartered to Shipping Companies and used for trading purposes, appeared to be required in the existing state of the law. This claim was supported by the Crown Solicitor, and subsequently endorsed by the Colonial Treasurer of the time, but later on the authority of the present Colonial Treasurer the collection of these dues was discontinued.

The matter was submitted for the advising of the Attorney-General with the result shown in Appendix No. 21.

TOTALIZATOR ACCOUNTS, &c.

In terms of the regulations under the Totalizator Act, the accounts and books of the Racing Clubs have been examined, and the commission due to the Crown was found, with few exceptions, to be correct.

During the year the investments on the Totalizator amounted to £3,165,546, and the receipts by the Treasury were £281,818.

Head of Receipt.	Receipts.		Increase.	Decrease.
	1920-1921.	1921-1922.		
	£	£	£	
Investments	3,303,820	3,165,546	.....	138,274
State Commission	265,078	281,430	16,352	.....
Dividend Adjustment Fund	787	388	.....	399
Fractions and Unclaimed Dividends	8,348	Now to Clubs.		8,348
	274,213	281,818	16,352	8,747

Increase to State Revenue, £7,605.

It will thus be seen that although the increase in State Commission amounted to £16,352, the investments by the public were decreased by £138,274.

The question as to the disposal (which is not provided for by the Totalizator Act) of moneys which came, through investments on the Totalizator, into the possession of the Racing Clubs has arisen on several occasions during the year, and although these moneys eventually found their way to the Treasury, it would be advantageous if the Act were amended so as to definitely provide for their disposal.

The

The working of the Totalizator is not as satisfactory as it might be at a well-known Racecourse reported to the Treasury. The Totalizator Manager does not appear to have power to supervise the mechanics, with the result that carelessness exists and errors occur. Notwithstanding that provision was made in the Totalizator Act for the establishment of the Dividends Adjustment Account to cover machine errors, the Manager uses two different systems in arriving at the amount of the dividends declared, viz. :—

(*a*) On the figures shown on the face of the machine;

(*b*) On the actual sales,

and adopts whichever is to the advantage of his Club. As there is not sufficient time between the races to allow for the adjustment of the machine if the actual sales are used, I have communicated with the Colonial Treasurer suggesting that one system only be used, viz., that on the machine figures.

RETURNED SOLDIERS' SETTLEMENTS.

It is regrettable that from the outset it has been necessary to make a number of unfavourable reports to the Department in regard to the accounts of the Returned Soldiers' Settlements. Much of the earlier work of the administration, having been very fully reviewed by a Royal Commissioner, and dealt with by Ministerial authority, does not now need reference, beyond that it was an inauspicious commencement, the effect of which has never been lost. While a number of reports have been made to the Department from time to time, there have been various changes in the administration, which are not the concern of the Auditor-General, but they have interfered with matters in which he is concerned. It is understood that at one stage the administration sought and obtained professional advice of the highest class obtainable in Australasia as to the accounts. So much publicity and such varied, but adverse, criticism has been made of the Department, that its administration has had every incentive to meet essential requirements. In cases such as this, the best men of the class required in the Public Service should be made available to a Minister.

On a full report upon the central administration, and various settlements, by Mr. Inspector Gray, the Chief Inspector of Public Accounts, under date of 14th November last, stated :—

"The accompanying report by Mr. Inspector Gray discloses many irregularities which indicate a lack of control by head office over outlying activities. From the fact that irregularities coming to the knowledge of head office staff have been neglected in some instances for months, it would appear that a due sense of responsibility is wholly wanting.

"Losses of a serious nature have resulted through absence of proper touch with settlements, and looseness is displayed in handling moneys, as instanced by the Priest sale of cottages, the grant in aid to the Tweed Shire Council, Marks' slaughter of ration sheep at Cooyal, &c.

"Other reports by the inspector on settlements visited by him, already forwarded, disclose irregularities of a very grave nature, and, together with this report, make a serious indictment of mismanagement against the Department."

The report on this most comprehensive audit was too late for my last report to Parliament on the Public Accounts, but in view of the many serious disclosures made therein I took steps to secure the special attention of the Minister to the grave conditions.

"Returned Soldiers' Settlement: Stores and Plant.

"For some considerable time attention has been directed against the extraordinary and shocking conditions prevailing as regards stores and plant at many of the settlements. The following data culled from the stock returns and comments by my inspectors, prompted by recent inspections of the several settlements mentioned, speak for themselves.

"Kurrajong.

"The Department's attention was drawn to the extraordinary state of affairs existing at this settlement as far back as 1920, but it will be seen from the figures below, in spite of insistant demands for improvement, none can be said to have been made :—

"June, 1920. Stores on hand, £8,222 16s. 7d." (Records not written up.)

"June, 1921. Stock Book balance, £3,705 15s. 2d.—the stocktaking disclosed a net deficiency of £1,379 3s. 1d., over one-third of the Stock Book balance.

"June, 1922. Stock Book balance, £284 4s. 4d.—the stocktaking disclosed a deficiency of £218 16s. 7d., over two-thirds of the Stock Book balance.

"On Inspection during April, 1922, the deficiencies were considered due to three operating factors :—

"1. *Theft.*—Quantities of material were stolen, and from my own observation I am of opinion have up to quite recently been disappearing.

"2.

RETURNED SOLDIERS' SETTLEMENTS—*continued.*

"2. *Wastage.*—There was evidence that material had wasted. This fact would account for some of the material shown as missing.

"3. *Mismanagement.*—The main factor which operated in the losses appears to have been absence of proper system of record and supervision.

"The main stock of material forwarded and paid for by Head Office was traced to Richmond Station, but the keeping of the records at the Settlement has been of such a loose character that the furnishing of proof that the material was delivered and taken into stock could not be produced. The material which was delivered was dumped down on the side of the road absolutely unprotected, and no proper check of the material received at the Settlement. . . . . Further than this, when material was taken from the main stock for use at the various buildings, fences, &c., no proper record was kept of the quantities taken out of stock. Therefore there was no check in the material which was lying at the various blocks, and anyone so inclined could help himself. . . . . To sum up, the management at this settlement has been lax for so long that it is a matter of surprise that the present manager has been permitted to retain his position.

"Weston.

"June, 1921. Stock Book balance, £5,695 2s. 4d.; deficiency, £1,865 8s. 10d. surplus, £867 15s. 6d.

"June, 1922. Stock Book balance, £5,002 6s. 2d.; deficiency, £1,728; surplus, £740 19s. 8d.

"As the result of the disclosure in the 1920 stores return a special investigation was made in August, 1921. The following excerpts are culled from that portion of the report which refers to plant and materials:—

"As the result of the stocktaking at the 30th June, 1921, this Department was furnished with a return of stores on hand, showing that, of the 211 lines enumerated 133 (63 per cent.) of the items showed discrepancies. . . . .

"Many factors have contributed to the unsatisfactory state of affairs disclosed, the prime one being the apparent lack of proper system and effective supervision in the early stages of the Settlement—for this the R.S.S. Branch would be responsible.

"Kentucky.

"30th June, 1921. Stock on hand, £3,677 4s. 7d.

"30th June, 1922. Stock on hand, £1,574 7s. 5d.

"An inspection during December, 1921.

"*Plant and Material.*—Record of the above is in a most unsatisfactory state. The schedules furnished you at 30th June, 1921, represent only stocks actually on hand at that date, and agree only with the commencing balances on the new stock card at 1st July, 1921. Transactions leading up to that point are in a condition of utter confusion. . . . . The confusion of record has occurred almost from the establishment of the Settlement, and it is plain that only the most protracted and exhaustive analysis of documents right from the beginning, combined with a thorough stocktaking of materials used in the buildings and materials used throughout the Settlement, can hope to arrive at a satisfactory solution. . . . . "

"Doonside.

"*Stores, Material, &c.*—The cards which form the basis of a check upon the stores and material have not been written up since November, 1921. The cards are also out of proper order, and the various sections not indexed. When the necessary entries have been made on the cards to bring them up to date a notification might be forwarded to this Department.

"The timber, wire-netting, galvanised iron, baths, stores, &c., which cost about £15,000 at this Settlement were originally intended to be used in building sixteen additional houses for intending settlers. The timber was cut into the required lengths and prepared for the houses to be readily erected. The material has been lying at the Settlement for twelve months, gradually, but surely, depreciating in value, and a great proportion of it absolutely unprotected from the weather. There is no doubt whatever, even if the timber is sold immediately, that the loss by depreciation, plus freight and handling charges, will be enormous. Unless the timber is disposed of or used at an early date the loss will be augmented by the softer timbers in exposed positions becoming almost useless. Sales take place from day to day, but only of small quantities.

"An offer from a Mr. Burns of £1,500 for the whole of the timber, &c., has been received, but not entertained. The storing accommodation for produce, &c., is inadequate. In one shed 140 odd bags of pollard are crammed in in such a way that they could not be counted. Another shed has produce, wire-netting, baths, timber, &c., crammed into it.

"There were three tip drays and a cart lying out in the open unprotected. The manager informed me that they are not in use at this Settlement. In the circumstances these vehicles should be sold or transferred in order to guard against unnecessary total loss."

Apart from the many abuses of stores, material, &c., the defalcations in these settlements of actual cash are most serious, as shown in the accompanying list of defalcations for the year :—

Defalcations—Returned Soldiers' Settlement Branch.

WALLIS, S. J.—Foreman, Byron Bay Soldiers' Settlement. Dismissed. £83 1s. 10d. paid in by Wallis. Irregularities in wages sheets.

WESTLEY, W. L.—Manager, Bilambil Soldiers' Settlement. Dismissed. £135 8s. Claim made on Treasury Guarantee. Irregularities in wages sheets and purchase of a bullock team.

MCDONALD, L.—Storekeeper, Kentucky. Dismissed. £84. Recovered under District Court proceedings. Dishonored cheque cashed out of collections.

MCDOUGALL, J. B.—Agent, Dyraaba Soldiers' Settlement. £1,108 14s. 3d. Amount of £450 recovered to date. Agistment moneys and sale of stock collected on behalf of R.S.S., but no funds to meet.

SUSPENSION OF STATUTES.

In accordance with the requirement of the Audit Act, 1902, that the Auditor-General shall report to Parliament cases in which statutes have not been carried out, or have been varied or departed from, I reported last year that it had been deemed necessary by the Minister of Public Instruction to make allowances not authorised under the State Children's Relief Act, 1901, in the existing state of the law. A proposed amendment of the law has been submitted to Parliament in the Child's Welfare Bill. At present 448 mothers, representing 1,485 children, are being paid approximately £30,000 per annum In the following cases suspension of statutes has taken place :—

Premier's Department.—Ministers did not draw full allowances on assuming office, pending the passing of the Parliamentary Allowance and Salaries Act, 1922.

Treasury.—Harbour and Tonnage Rates Act, 1920, in respect of harbour rates on explosives and tonnage rate on vessels of the Illawarra and South Coast S.N. Company, Limited, reported to Parliament 27th September, 1921. Tonnage rates on vessels berthed at King's Wharf, Newcastle, leased to the Newcastle and Hunter River S S. Company, reported to Parliament on 21st July, 1922.

Stamp Duties Act, 1920.—In respect of exemption from Stamp Duty of certain statutory declarations and debentures issued by Municipal and Shire Councils, reported to Parliament on 27th September, 1921.

Department of Public Works.—Country Towns Water and Sewerage Acts, 1880–1905, the Local Government Act, 1919, and the Water Act, 1912. The provisions not complied with are those in which instalments due have not been paid in accordance with notifications issued under the authority of the Acts indicated.

Hunter District Water Supply and Sewerage Act, 1892–1906—Certain of the financial provisions of the Act cited have not been observed, as it is impracticable to do so.

Department of Agriculture.—Registration of Stock Brands Act, 1921. Prosecutions have been suspended pending investigation as to whether the positions set forth in the Act should be varied.

As to to the Harbour and Tonnage Rates Act, 1920, it may be added that this Act came into force on 1st February, 1921, and the amount collected by the Department of Navigation under its authority for the period ending 30th June, 1921, was £66,618 2s. 2d., and for the year ending 30th June, 1922, £177,942 1s. 10d.

Arrangements were made with Coastal Shipping Companies for the collection of Harbour Rates whereby the Companies received 12½ per cent. to 28th February, 1922, and from 1st March, 1922, 10 per cent. commission on the amount collected by them.

During the examination of the accounts it was found the mandatory clauses of the Act had not been enforced in one instance. In this case executive authority was obtained on 31st January, 1922, on the recommendation of the Superintendent of the Department that the Newcastle and Hunter River Steamship Company, Limited, be exempt from payment of Tonnage Rates in respect of its occupancy of King's Wharf, Newcastle, during the period 1st April, 1921, to 31st March, 1922. At a conservative estimate the failure of the Department to collect the rates has resulted in a loss to the Consolidated Revenue of over £400 for the period. The authority was obtained notwithstanding that the Crown Solicitor had definitely advised the Department that "there does not appear to be any power in the Act to entirely exempt the Company from payment of Tonnage Rates."

STAFF OF THE DEPARTMENT.

The staff of the Auditor-General is necessarily a most important feature in the administration. While time has caused the withdrawal of several highly-qualified gentlemen, who gave efficient and loyal duty for many years, the Auditor-General is fortunate in having worthy successors to those who in the past rendered so ably such eminent service, and he has also a very efficient junior staff.

He has here to express his appreciation of the good work done by his highly-skilled assistants, not only in the audit of the huge revenue and expenditure of the State, but in the many diversified forms of official and semi-official activity rendered subject to audit by statutes.

The staff has loyally responded to the heavy demands, and in a manner worthy of high praise.

As an instance of appreciation of my staff, it may be mentioned that Mr. J. S. Campbell, Senior Inspector of Public Accounts, at the instance of the Local Government Department, was appointed a Royal Commissioner in a case of an appeal of a Council Clerk against a Shire Council.

SUGGESTED ADDITION TO THE AUDIT ACT.

At the risk of being regarded as importunate, I have again to invite attention to a matter in regard to which I addressed Parliament in 1917, viz., the repetition of disadvantages, previously reported, consequent upon the Audit Act of this State being defective in that it does not give the Auditor-General equal powers with the other Auditors-General of Australasia in regard to the examination of persons in matters of account. I then added:—

> "As by the extension during the past few years of his functions, the Auditor-General is now compelled to deal with so many people who are not public servants, the need has become acute. While an Auditor-General had to deal mainly with public servants the need was capable of being met by other powers, but now, in the absence of the requisite authority, the Auditor-General is compelled to abandon necessary inquiries. This is the more remarkable as the Examiners in the Local Government Department of the State have the powers which are denied to the Auditor-General."

The matter has formed the subject of official correspondence on several occasions.

CONSERVATORIUM OF MUSIC AND STATE ORCHESTRA.

For the information of Parliament, I attach a statement of receipts and expenditure of the Conservatorium of Music for the past financial year, for which I am indebted to the Department of Education, as I am to the Registrar of the Conservatorium for the statement of transactions of the New South Wales State Orchestra during the same period.

Conservatorium of Music.

PARLIAMENTARY APPROPRIATION—STATEMENT OF RECEIPTS AND EXPENDITURE.

1st July, 1921, to 30th June, 1922.

RECEIPTS.	£	s.	d.	EXPENDITURE.	£	s.	d.
To total amount advanced by Treasury ...	12,134	6	9	By Salaries	7,325	5	10
				,, Contingencies	4,809	0	11
	£12,134	6	9		£12,134	6	9

Conservatorium of Music Classes.

RECEIPTS (EARNINGS).	£	s.	d.	EXPENDITURE.	£	s.	d.
To Tuition Fees, Examination Fees, Deposits on Music	20,872	15	10	By Payments to Professorial Staff, &c., from Tuition Fees	16,692	4	11
,, Hire of Hall, Lecture Concerts, and Sundry Collections	745	15	6	,, Balance (Net Earnings) carried down...	4,926	6	5
	£21,618	11	4		£21,618	11	4

Reconciliation Account.

	£	s.	d.		£	s.	d.
To Appropriation, 1st July, 1921, to 30th June, 1922	12,134	6	9	By Net Earnings, as per Statement	4,926	6	5
				,, Balance	7,208	0	4
	£12,134	6	9		£12,134	6	9

STATEMENT

STATEMENT

NEW SOUTH WALES State Orchestra, 1st July, 1921, to 30th June, 1922.

	Sydney and Suburbs.	Brisbane, July, 1921.	Melbourne, November, 1921.	New Zealand, Jan.-Feb., 1922.	Melbourne, May, 1222.	Totals.
Receipts.	£ s. d.	£ s. d.	£ s. d.	£ s. d.	£ s. d.	£ s. d.
Concert Receipts	11,849 5 10	3,834 19 0	2,342 0 0	8,284 16 6	2,459 3 6	28,770 4 10
Programme Sales.....	.....	89 10 5	54 15 4	388 4 10	57 10 6	590 1 1
Refunds for Printing	187 19 5	.....	.....	.....	.....	187 19 5
Total.....	12,037 5 3	3,924 9 5	2,396 15 4	8,673 1 4	2,516 14 0	29,548 5 4
Expenditure.						
Salaries (Orchestra).....	11,582 13 7	989 7 3	654 2 0	2,661 0 8	716 8 10	16,603 12 4
Soloist Fees	521 13 2	151 4 0	192 16 3	424 1 1	59 17 0	1,349 11 6
Management Fees	330 8 4	287 12 5	180 13 0	657 7 1	See Sydney.	1,455 0 10
Conductors' Fees	1,187 9 8	.....	See Sydney.	36 3 3	See Sydney.	1,223 12 11
Advertising and Sundry Printing.	1,139 13 0	433 17 2	452 10 3	868 3 7	405 6 1	3,299 10 1
Hire of Halls and Lighting...	482 6 0	195 12 0	283 1 0	809 5 0	215 19 6	1,986 3 6
Boat, Tram, and Railway Accounts.	90 2 2	692 16 3	627 9 5	2,148 10 4	537 8 0	4,006 6 2
Travelling Allowances	.....	692 13 5	562 8 3	2,126 0 9	581 19 2	3,963 1 7
Cartage (Platform and Instruments)	303 4 0	36 5 0	31 7 0	See sundries.	32 11 8	403 7 8
Stage Hands and Ushers ...	324 3 8	123 7 0	187 19 2	307 0 9	110 2 11	1,052 13 6
Taxi-hire, Overtime, and Petty Cash.	111 2 1	14 15 11	23 14 6	See sundries.	12 10 9	162 3 3
Printing Programmes	Govt. Printer.	G.P.	G.P.	325 14 0	G.P.	325 14 0
Refunds to outside Bodies for rent, lighting, ushers, advertising, &c.	1,300 14 6	.....	.....	.....	474 6 6	474 6 6 1.300 14 6
Repairs and Sundry Accounts	71 16 2	18 9 6	6 2 8	365 15 8	.....	462 4 0
Totals	17,445 6 4	3,545 19 11	3,202 3 6	10,729 2 2	3,146 10 5	38,069 2 4
Profit	.....	378 9 6	.....	.....	.....	8,520 17 0
Loss	5,408 1 1	.....	805 8 2	2,056 0 10	629 16 5	Net loss.

The above statement does not include cost of printing by the Government Printer, clerical assistance at Conservatorium, rent of Conservatorium Hall for concerts and rehearsals, purchase and hire of music and instruments.

APPENDICES.

In view of the statutory obligations of the Audit Act of 1902, particularly under sections 60 and 61, a number of appendices follow.

Public Accounts Committee.—In compliance with section 16 of the Audit Act, the report of the Committee being one covering the financial year 1920–21, is attached in Appendix 1.

Treasurer's Advance Account, 1921–22.—A statement of amounts to be recovered forms Appendix 2.

Public Works Account.—A statement of the net expenditure from the inception of the Account in 1906 up to the 30th June, 1922, is given in Appendix 3.

Public Works Account.—Abridged Account Current forms Appendix 4.

Railways Loan Account.—An Abridged Account Current from 1906 to the 30th June, 1922, appears as Appendix 5.

Appropriation for Loan Services, &c., to 30th June, 1922.—Appendix 6 sets out the Appropriations for Loan Services and Transactions thereon, with the requisite Reconciliation with Appropriation.

General Loan and Railways Loan Accounts.—The net expenditure from the commencement of the Loan Accounts up to the 30th June, 1922, is given in Appendix 7.

Audited Statements of the Treasurer and Report to Parliament of the Chief Commissioner for Railways.—A reconciliation of the totals of Capital, Working Expenses and Earnings, 1921–22, of the Railways and Tramways, as quoted in the Report of the Chief Commissioner, ordered by the Legislative Assembly to be printed 15th August, 1922, with the audited Statements of the Treasurer, forms Appendix 8.

Defaulters.—The defaulters of the year are listed in Appendix 9.

Surcharges.—The surcharges raised under Section 47 of the Audit Act, are given in Appendix 10.

Relief.—Granted by the Governor-in-Council, under Sections 49 and 51 of the Audit Act, is shown in Appendix 11.

Transfer of Appropriations 1921-22.—A list of the transfers of Appropriations, under the provisions of section 34 of the Audit Act, constitutes Appendix 12.

Advances made to 30th June, 1922, and Overdue.—The special attention of Departments is requisite, to the overdue advances enumerated in Appendix 13.

Stores and Plant.—The returns under these heads are epitomised in Appendix 14.

Superannuation Accounts.—The usual statements form Appendix 15.

Repayments on Account of Miscellaneous Services.—The amounts outstanding as at 30th June, 1922, are shown in Appendix 16.

Payments withheld from Discharge.—The payments made during 1921-22 and withheld from Certificates of Discharge to the Colonial Treasurer are particularised in Appendix 17.

Closer Settlement Account.—A synopsis compiled by the Lands Department showing operations in the aggregate in regard to Estates acquired under the Closer Settlement Acts is given in Appendix 18.

State Superannuation Board.—Balance-Sheet as at 30th June, 1921, and Revenue Account, form Appendix 19.

State Superannuation Board.—Report with Balance-Sheet as at 30th June, 1922, and Revenue Account, form Appendix 20.

Attorney-General's Opinion.—A case submitted during the financial year, 1921–22, for the opinion of the Attorney-General, is given in Appendix 21.

I desire to express my appreciation of the Acting Government Printer and his staff for their expedition, and valuable aid in the preparation and publication of this Report.

F. A. COGHLAN,
Auditor-General.

Department of Audit,
21st September, 1922.

APPENDIX 1.

APPENDIX 1.

Public Accounts Committee.

Dear Sir, The Treasury, New South Wales, Sydney, 21st June, 1922.

I enclose herewith the Second Report of the Public Accounts Committee of the Twenty-fifth Parliament, together with Minutes of Evidence, for inclusion in your Annual Report upon the Public Accounts, in accordance with section 16 (5) of the Audit Act, No. 26, of 1902.

Yours faithfully,
C. R. CHAPMAN,
Secretary to Public Accounts Committee.

The Auditor-General, Sydney.

SECOND REPORT OF THE PUBLIC ACCOUNTS COMMITTEE (OF THE TWENTY-FIFTH PARLIAMENT); TOGETHER WITH MINUTES OF EVIDENCE.

The Public Accounts Committee, appointed by the Legislative Assembly under the provisions of section 16 of the Audit Act, 1902, with power, *inter alia*, to—

Inquire into and report to the Legislative Assembly upon all expenditure by a Minister of the Crown made without Parliamentary sanction or appropriation,

sat on the 1st February, 1922, for the purpose of inquiring into the following items of unauthorised expenditure, viz.:—

Service.	Payments made during Year ended 30th June, 1921, without Parliamentary Appropriation.
From Consolidated Revenue Fund.	
Premier—	£ s. d.
Miscellaneous Services—	
To meet unusual expenditure arising out of the War in entertaining soldiers, assisting the Returned Soldiers' Association, &c.	26,344 16 8
Colonial Secretary and Minister for Housing—	
Police—Salaries	61,533 9 10
,, Contingencies	7,395 19 11
Miscellaneous Services—	
Maintenance and transmission of destitute persons, &c., charitable relief, &c.	72,809 18 11
Relief of unemployed consequent upon shipping dispute	4,209 12 1
Minister for Public Health and Motherhood—	
Public Health—Salaries	5,368 14 1
,, ,, Contingencies	7,454 19 5
Lunacy—Salaries	1,419 18 9
,, Contingencies	13,509 11 1
Hospitals and other Charitable Services—Aid, on condition that an equal amount be raised by private annual subscriptions, and also that the Government, through Police Magistrates, or other approved Officers, has the right of recommending the admission of patients	44,081 13 6
Treasurer and Secretary for Finance and Trade—	
Navigation—Contingencies	1,442 1 9
Stores Supply—Contingencies...	32,547 13 4
Miscellaneous Services—	
Interest on moneys in the temporary possession of the Government	102,976 4 5
Interest on Advances by Banks...	84,201 16 11
Adjustment of Salaries of Officers, as approved by the Public Service Board and Departmental Boards, &c.	69,494 5 11
To meet cost of Fares of Sailors and of Members of the A.I.F. and their relatives on return from Active Service	856 17 11
Royal Commission *re* Collieries "Myola," "Undola" and "Tuggerah"	3,220 4 8
Secretary for Lands and Minister for Forests—	
Returned Soldiers' Settlement Branch—Contingencies	3,469 12 4
Minister for Public Works—	
Public Works and Services—	
Maintenance—	
Harbours and Rivers	2,400 7 3
Dredge Service	4,300 5 8
Miscellaneous Services—	
Government Dockyard, Newcastle—	
Basic Wage...	12,484 6 3
Royal Commission on Railways and Tramways	5,706 11 6
Public Instruction—	
Salaries	149,422 8 0
Contingencies	43,777 11 7
Conservatorium of Music—	
Contingencies	8,468 3 2
Carried forward ... ... £	768,897 4 11

APPENDIX 1—*continued.*

Service.	Payments made during Year ended 30th June, 1921, without Parliamentary Appropriation.
From Consolidated Revenue Fund—continued.	£ s. d.
Brought forward	768,897 4 11
Public Instruction—*continued.*	
Miscellaneous Services—	
Postal and Telegraphic Services for the Departments and Services under control of Minister of Public Instruction	1,819 18 8
Labour and Industry—	
Miscellaneous Services—	
New South Wales Board of Trade—Technical Commission of Inquiry, Broken Hill	6,854 2 3
Secretary for Mines—	
Miscellaneous Services—	
To defray the cost of the Royal Commission to inquire into the Coal-mining Industry in New South Wales	2,850 18 6
Agriculture—	
Grain Elevators—Contingencies	2,884 12 11
Botanic Gardens—Contingencies	289 19 11
Nursery Gardens, Campbelltown—Contingencies	11 1 4
Garden Palace Grounds and Inner Domain—Contingencies	99 18 2
Centennial Park—Contingencies	172 5 2
Other Services—	
Relief to Unemployed—Relief Works—Metropolitan District Relief	4,948 17 9
Carriage of Fodder for Starving Stock...	175,154 10 0
Total, Consolidated Revenue Fund...	963,983 9 7
From Public Works Fund.	
Minister for Public Health and Motherhood—	
Purchase Equipment, &c., of "Montrose," Burwood, for a Maternity Hospital	83 2 9
Purchase of "Fernleigh," Ashfield, for a Maternity Rest Home	618 17 1
Infants' Welfare Centre, Woolloomooloo	6,640 0 0
Treasurer and Secretary for Finance and Trade—	
Explosives—	
Equipment for Testing Explosives	148 2 9
New Public Magazine at Newcastle	405 9 4
Sydney Harbour Trust—	
Renewals and replacements of Wharves, &c.	2,000 0 0
Railways and Tramways—	
Railway and Tramways	5,187 15 1
Minister for Public Works—	
Maroubra Bay Works—	
Levelling Land, &c.	18,946 19 2
Metropolitan Board of Water Supply and Sewerage—	
Renewal of Water Mains, &c.	2,219 8 5
Public Instruction—	
School Buildings, Teachers' Residences, &c.	52,623 15 10
Department of Agriculture—	
Hawkesbury Agricultural College—	
Installation of new boiler	13 6 6
Electrical Power Station—Extension	193 4 0
Minister for Local Government—	
Provision of Punt over Cook's River, Approaches, &c.	2,615 5 11
Works undertaken for Shires and Municipalities under contract for repayment—Parramatta-road	55,606 18 7
Total, Public Works Fund ... ... £	147,302 5 5
From General Loan Account.	
Sydney Harbour Trust—	
Towards Construction of Works generally, &c.	119,366 17 8
Works carried out at Glebe Island	*91,831 17 3
Railways and Tramways—	
Railways—	
Rolling-stock, &c.	434,712 14 2
Duplication of Lines	85,209 12 11
Flemington to Belmore and Wardell-road to Glebe Island, &c., Railway	129,386 19 2
Railway Connection to Terminal Wheat Elevator, Glebe Island	12,416 15 5
Electrification of Railway Lines	14,617 7 11
Tramways—	
Additions to Lines, Workshops, &c....	61,051 19 4
Carried forward	948,594 3 10
Carried forward	1,111,285 15 0

* Includes £6,837 9s. 8d. which was paid from Consolidated Revenue Account (Payments Unauthorised in Suspense) in year 1919-1920 and subsequently transferred to Loans Expenditure Suspense Account in year 1920-1921.

APPENDIX 1—*continued.*

Service.	Payments made during Year ended 30th June, 1921, without Parliamentary Appropriation.
	£ s. d.
From General Loan Account—continued.	
Brought forward ... ... £	1,111,285 15 0
Brought forward ... ... £	948,594 3 10
Railways and Tramways—*continued.*	
Railway Construction—	
North Coast Railway	38,969 9 8
Glenreagh to Dorrigo	38,218 19 3
Wagga Wagga to Tumbarumba	18,762 11 7
Dubbo to Werris Creek	28,122 7 0
Henty to Billabong	778 8 5
Craboon to Coolah	1,413 17 6
Molong to Dubbo	9,916 16 0
Cooma to Bombala	83,318 4 4
Canowindra to Eugowra	3,741 17 1
Gilmore to Batlow	36,587 1 11
Regent's Park to Cabramatta	17,722 0 11
Regent's Park to Enfield Marshalling Yards	10,723 7 6
Coonabarabran to Burren Junction	9,623 18 6
Barmedman to Rankin's Springs	6,768 6 10
Yanco to Griffith	4,965 1 6
Westmead to Castle Hill	132 1 0
Tarana to Oberon	3,693 1 4
Secretary for Lands—	
For Purchase of Wire-netting	13,604 6 5
Advance to Closer Settlement Account pending Parliamentary Appropriation	250,000 0 0
Forestry Commission—	
Craven and Gloucester Saw-mills—	
Purchase of Locomotive	1,600 0 0
Minister for Public Works—	
Main Roads—	
Woodville or Dog Trap road	6,013 11 8
Reconstruction of Main South Coast road	7,893 1 7
Harbours and Rivers—	
Coff's Harbour Improvements	17,173 9 1
Manning River Improvements	1,789 15 10
Wagonga River Improvements	47 14 6
Newcastle Harbour Improvements	15,265 15 10
Port Kembla Improvements	9,354 5 11
Water Supplies—	
Country Towns Water Supplies	5,548 1 4
Improvements, Sydney Water Supply	12,296 8 1
Sewerage Construction—	
Metropolitan Sewerage and Stormwater Channels	14,539 14 11
Waverley Stormwater Drainage—Extension of Penkivil-street Stormwater Channel to Bondi Beach	54 13 1
Newcastle Sewerage	8,435 7 4
Metropolitan Board of Water Supply and Sewerage—	
Water Supply—	
General Reticulation, &c.	166,909 11 9
Sewerage—	
Construction and Ventilation of Sewers generally	73,635 0 9
Hunter District Water Supply and Sewerage—	
Water Supply—	
Extension of Reticulation, &c.	8,414 18 1
Sewerage—	
Extension and Reticulation, Improvements, &c.	1,369 19 0
Department of Agriculture—	
Grain Terminal Elevators: Construction of, &c.	283,439 7 4
Water Conservation and Irrigation Commission—	
For the Construction of Burrinjuck Dam, Murrumbidgee Canals, and Works generally	39,117 18 3
Shallow Boring—To provide water for Settlers	31,341 4 10
To provide for settlement of Discharged Soldiers on Irrigation Farms	272,819 8 6
To enable the Water Conservation and Irrigation Commission to make Advances to Settlers on the Murrumbidgee Irrigation Areas, for development purposes	2,400 0 0
Minister for Housing—	
New Housing Scheme—	
Advances to the Housing Fund Capital Account, pending Parliamentary Appropriation	60,000 0 0
Total, General Loan Account ... ... £	2,565,115 8 3
Grand Total ... ... £	3,676,401 3 3

The Committee dealt with the whole of the items by passing the following resolution:—

"Consequent upon the fact that Parliament has already sanctioned the expenditure herein detailed, and, in view of the fact that no consideration has been given to the protests and recommendations made in our last Report, the accounts as submitted be passed *in globo*."

CARLYSLE JOHNSTON,
Chairman.

1st February, 1922.

APPENDIX 1—*continued.*

PROCEEDINGS OF THE COMMITTEE.

WEDNESDAY, 1 FEBRUARY, 1922.

Present:—

MR. CARLYSLE JOHNSTON (CHAIRMAN).

MR. A. A. C. COCKS, | MR. T. R. BAVIN.

1. *Secretary*] The Acting Comptroller of Accounts, The Treasury, is in attendance, should the Committee desire to call him. Explanations of the various items were obtained from the Departments concerned, and a copy was sent to each Member of the Committee some time ago.

The Departmental explanations were as follows:—

PREMIER'S DEPARTMENT.

From Consolidated Revenue Fund—

To meet unusual expenditure arising out of the War in entertaining Soldiers, and Assisting the Returned Soldiers' Association, &c., £26,344 16s. 8d.

Subsequent to the passing of the Appropriation Act, it was decided by the Government to issue all lines life passes to totally-blinded soldiers.

The estimate had been framed on the assumption that certain concessions to the inmates of hospitals would be withdrawn at the close of the calendar year. Although this intention was carried into effect, it was subsequently decided to restore the rail and tram concessions to hospital patients.

The amount required to cover the concessions to blinded and incapacitated soldiers and to ex-members of the A.I.F. who are compelled to re-enter hospital for treatment was extremely difficult to forecast in the absence of particulars of the numbers that would be affected and their places of residence.

The main reason for the Parliamentary Appropriation having been exceeded during the financial year 1920–21 was the determination on the part of the Government to issue all lines life passes to blinded soldiers and the alteration in the proposal to terminate the issue of free transit to hospital patients.

COLONIAL SECRETARY AND PUBLIC HEALTH.

From Consolidated Revenue Fund—

Police salaries, £61,533 9s. 10d.

The increase in expenditure was brought about principally by the increases in pay granted to the Police consequent upon the Board of Trade's Declaration of the Basic Wage, but is in part attributable to the fact that, when the Department's Estimates for the year 1920–21 were submitted, the estimated saving of £55,000 provided for was, by instructions, increased to £76,000, and such saving could not be realised. The excess expenditure was as follows:—

	£
(1) On account of Basic Wage increases ...	41,849
(2) Two days' extra pay to Police in connection with the visit of H.R.H. the Prince of Wales	4,017
(3) Shortage as result of insufficient provision on the Estimates	15,667
	£61,533

Police Contingencies, £7,395 19s. 11d.

This excess was caused by:—

	£
(1) Contingencies in connection with the visit of H.R.H. the Prince of Wales	4,000
(2) Increases in the cost of commodities and materials, increases in postage, rail fares and freight, maintenance of telephones, and rent	3,396
	£7,396

The increased cost of commodities resulted in increased expenditure for the supply of provisions for prisoners in lock-ups, and the increase in fares and freights was responsible for the cost of transfer of Police and the conveyance of both Police and prisoners being in excess of the amounts provided on the Estimates for these items. The item "Rental of Premises for Police Purposes" showed a considerable increase due to the increased rents being charged by landlords.

Maintenance and Transmission of Destitute Persons, &c., £72,809 18s. 11d.

At the time the draft Estimates for 1920–21 were under final revision there was every prospect that the mines at Broken Hill would soon resume operations and obviate the need of further relief at that place; also unemployment relief in Sydney was rapidly approaching the vanishing point.

In these circumstances it was considered a vote of £75,000 would suffice to meet the relief expenditure of the Department for the twelve months ended 30th June, last.

Very shortly after the Estimates had been passed, however, a slump in metal prices occurred and gave a set-back to the resumption of the Broken Hill Mines, and necessitated the continuance of the local distribution of relief on a larger scale than ever.

Also just prior to the Christmas Season, 1920, the Marine Stewards' Strike broke out, and was the beginning of wide-spread unemployment throughout the Metropolitan area, consequently, instead of the distribution of unemployment relief through the Benevolent Society being terminated as was anticipated, it had to be brought into full operation again.

The cessation of mining operations at Cobar and unemployment in the Newcastle District necessitated renewed arrangements for relief at those places during the latter half of the financial year 1920–21.

The industrial position was also responsible for considerably increasing the expenditure on the relief of distress throughout the State by way of charitable allowances and food orders other than the special unemployment relief referred to.

The necessity for the supplementation of £72,809 18s. 11d. will be seen from the fact that whilst the sum voted was only £75,000, the expenditure was as follows :—

Unemployment Relief—	£
Broken Hill	76,737
Sydney	45,377
Cobar	5,013
Newcastle...	220
Other relief throughout the State, including Charitable allowances	20,463
Total	£147,810

Relief of Unemployed consequent on Shipping Dispute, £4,209 12s. 1d.

In consequence of the unemployment caused amongst Waterside Workers by the Marine Steward's Strike, Cabinet approved of the setting up of a special organisation outside the control of the Chief Secretary's Department to distribute food relief.

During the period from 21st December, 1920, to 3rd January, 1921, (while this organisation was operating), food orders amounting to £4,209 12s. 1d. were issued.

Public Health Salaries, £5,368 14s. 1d.

This amount was expended in meeting increases from 8th October to 30th June, granted in connection with the Public Service (Hospital and Homes) Award gazetted 31st December, 1920. These increases were not anticipated when the Estimate of amount required to meet salaries was furnished, consequently no provision was made for same.

Public Health Contingencies, £7,454 19s. 5d.

When the estimate of amount required to meet the contingent expenses of the Public Health Department was furnished, it was cut down to the lowest possible limit, and it was not anticipated that there would be any increase in the cost of supplies. This anticipation, however, was not realised, as during the early part of the year there was an extraordinary increase, principally in the cost of forage, vegetables, and meat, with the result that the Contingency Vote became exhausted about the middle of May, and the Treasurer was asked to make available an additional £30,000. This amount was made available on the 23rd June, and the £7,454 19s. 5d. represents payments from the additional amount provided by the Treasurer.

Lunacy Salaries, £1,419 18s. 9d.

The over expenditure of £1,419 18s. 9d. is accounted for by the payment of increases granted to the general staff of the hospitals under an award of the Industrial Arbitration Court as from the 8th October, 1920, and for which the Treasurer provided an extra amount of £17,800. It was not, however, found necessary to expend the whole of this amount, owing to delayed opening of several hospital extensions, the staff for which had been provided for in the general estimates, and also to the fact that the award provided for higher rates of deductions for board and lodging than had previously obtained.

Lunacy Contingencies, £13,509 11s. 1d.

The over expenditure of £13,509 11s. 1d. was caused by increased cost of commodities necessary to the provisioning and general upkeep of the hospitals. For example, the increase of 4s. per ton in the cost of coal; the increased rates payable for bread and flour; the incidence of the Customs duty (one item alone, tobacco, necessitating an extra £700 per annum expenditure); the increased postage and telephone charges, and railway rates for both goods and passengers. The very high rates payable for butter during seven months of the period under review caused an increase of at least £5,000 over what would have been necessary if the rates ruling when the estimate was prepared had remained in force. Many other commodities and services were purchasable only at enhanced rates, and much in advance of what could have been reasonably anticipated. The amount of the Vote was pointed out at the time the Estimates were submitted as insufficient.

Hospital and other Charitable Services—Aid on condition that an equal amount be raised by private annual subscriptions, and also that the Government, through Police Magistrates, or other approved officers, has the right of recommending the admission of patients, £44,081 13s. 6d.

The total expenditure for the year 1920–21 under this heading was £139,811, while the Vote taken amounted to £95,000.

This item is somewhat difficult to estimate, as so much depends on the seasons and the efforts put forth by committees. Last year their exertions met with marked success, resulting in subscriptions considerably in advance of those of the previous year. Unfortunately, the expenditure of these institutions appears to be increasing at a greater rate than revenue.

From Public Works Fund.—

Purchase, equipment, &c., of "Montrose," Burwood, for a Maternity Hospital, £83 2s. 9d.

The purchase of "Montrose" Maternity Hospital was made in the year 1919–20, and at the close of that year there were a few outstanding claims for equipment, and through a misunderstanding neither the Public Health Department nor the Department of Public Works made provision on the Estimates for 1920–21 for meeting these claims, which were subsequently paid from Expenditure Suspense Account.

Purchase of "Fernleigh," Ashfield, for a Maternity Rest Home, £618 17s. 1d.

The purchase of "Fernleigh" Maternity Rest Home was made in the year 1919–20, and at the close of that year there were accounts outstanding for equipment and renovations. Through a misunderstanding, neither the Department of Public Health nor the Department of Public Works made provision on the Estimates for 1920–21 for meeting these claims, which were subsequently paid from Expenditure Suspense Account.

Infants' Welfare Centre, Woolloomooloo, £6,640.

Provision was made on the draft Estimates as submitted to the Treasurer. The item, however, was deleted by the Treasurer without consulting the Department, though the contract had been let.

THE TREASURY.

From Consolidated Revenue Fund—

Navigation—Contingencies, £1,442 1s. 9d.

Toward the end of 1920 the Contractors for the supply and maintenance of subsidised tugs on the Northern Rivers gave the requisite notice for the termination of their contracts. Tenders were invited for new services, which resulted in the previous Contractors retendering at a considerable increase in the annual rates. After a considerable discussion the new tenders were accepted, with a reduction in some cases, but nevertheless at an increased rate. The result was that the Department had to find £2,087 during the last financial year over and above the amount estimated for the services of the tugs. The Department utilised all its appropriations, which resulted in its Estimates having to be supplemented by the amount of £1,442 1s. 9d. By strict economy it was possible to find £645 of the £2,087 increase.

Stores Supply Contingencies, £32,547 13s. 4d.

The Vote for the Stores Supply Department for 1920–21 was found to be insufficient, owing mainly to the very high prices that the Department was compelled to pay for stores used by the various Government Offices and Institutions,

APPENDIX 1—*continued.*

such as paper, chinaware, cooking utensils, hardware, drapery, blankets, and uniforms for police and attendants at Government Institutions.

All requisitions from the various Departments were very closely scrutinised, and only such articles as were deemed to be absolutely necessary for the proper working of the Departments were supplied.

Interest on Moneys in temporary possession of the Government, £102,976 4s. 5d.

The Treasurer pays interest on moneys in temporary possession of the Government; for instance, the Government Savings Bank places money on deposit for short terms of two years.

Advances have been made by the Commonwealth Government for the purpose of assisting the State in financing expenditure in connection with the construction of Grain Silos and Repatriation. Interest is allowed on these advances.

The Municipal Council of Sydney deposits its Sinking Funds with the Treasury.

Other moneys are held by the Treasurer, on which interest is allowed on daily credit balances, such as the Supreme Court accounts, State Superannuation Board, Treasury Guarantee, and Treasury Fire Insurance Funds, &c.

When estimating the total interest to be paid for the year, the amount required to meet the interest on moneys temporarily held, and also the interest on the Public Debt, are taken into consideration.

In this connection the total Interest (including Statutory Interest—£6,715,000) for the year 1920–21 was estimated at £7,095,000.

The total interest (Statutory and otherwise) paid during 1920–21 amounted to £6,981,894, or £113,106 less than total estimate for 1920–21.

The increased expenditure, viz., £102,976, over the amount estimated (£280,000) for interest on moneys temporarily held was principally due to the larger advances (not foreseen when the Estimate was prepared) obtained from the Commonwealth Government for settlement of Returned Soldiers and construction of Silos.

The advances in respect of Returned Soldiers' Settlement increased from £1,997,000 on 1st July, 1920, to £3,061,000 on 1st October, 1920, and to £6,257,000 on 30th June, 1921, with consequent accruing liability for Interest on intermediate deposits and with rise in rate from £5 3s. per cent. to £5 6s 3d. per cent. and £6 5s. per cent., and constant higher rates on deposits after 1st July, 1920, allowing for discount of 2½ per cent.

The Advances from Commonwealth Government in respect of construction of Silos increased from £750,000 on 1st July, 1920, to £1,000,000 on 1st April, 1921, and the average rate of interest charges increased, varying from £5 3s. per cent. to £6 5s. per cent.

The foregoing, and also increased payments of Interest beyond anticipation to the extent of £48,000 on deposits by the Government Savings Bank, Commonwealth Bank, Supreme Court Accounts, Public Trustee, and short loans from other Governments in London, accounts for the increased expenditure of £102,976 4s. 5d. paid without Parliamentary Appropriation.

Interest on Advances by Banks, £84,201 16s. 11d.

The amount voted to meet Interest on advances by Banks in London and Sydney was £100,000.

Such an estimate is based on prospects of obtaining Loans and consequent reduction of overdraft with the London County, Westminster, and Parr's Bank Limited.

The Overdraft averaged £2,569,000 daily during period 1st January to 30th June, 1920, and £2,590,000 daily during period 1st July to 31st December, 1920, and the te of interest charged by the Bank was 6 per cent. per num to 14th April, 1920, and 7 per cent. thereafter.

The payment for Interest for half-year ended 30th June, 1920, at 6 and 7 per cent., was £83,179, and was adjusted in Treasury books in August, 1920.

The payment for half-year ended 31st December, 1920, at 7 per cent., amounting to £91,411, appears in London accounts for December, was brought to account in March, 1921.

The Interest at rate of 6 per cent. on overdraft balances of Treasurer's General Banking Accounts in Sydney—£9,614—was charged in June, 1921, making a total in all for interest on overdrafts in London and Sydney of £184,201; consequently the shortage on vote amounts to £84,201, which is compensated for to a large extent by saving in the estimate of statutory interest.

The constant high rate of interest and increase in average overdraft of course were not anticipated.

Adjustment of Salaries, &c., £69,494 5s. 11d.

The amount of £70,000 was submitted on the Estimates for 1920–1921 to meet adjustment of salaries of officers as approved by the Public Service Board and Departmental Boards, and to meet increments granted under the Public Service Act Regulations, including minimum wage to male and female employees in the Service.

It was arranged that the salary votes of Departments be utilised for the purpose of paying the basic wage to the extent of the amounts appropriated for the respective Departments, after which funds required to continue the payment were provided from Expenditure Suspense Account and supplementation of vote "Adjustment of Salaries."

Commissioners for Railways—To meet cost of fares of Sailors and Members of the A.I.F. and their relatives on their return from Active Service, £856 17s. 11d.

The Government decided to grant fares to demobilised Sailors and Soldiers and their relatives on their return from Active Service.

£20,000 was placed on the Estimates for 1920–21, but this appropriation was exceeded by £857 to enable claims of the Railway Commissioners to be adjusted before 30th June, 1921.

Expenses of Royal Commission *re* Colliers "Myola," "Undola," and "Tuggerah," £3,220 4s. 8d.

The colliers "Myola," "Undola," and "Tuggerah" were lost at sea in close succession, and the question was raised whether every care had been taken to see that the vessels were trimmed, and the hatches put on before they left their port of loading.

To enable the matter to be thoroughly investigated, the Government appointed a Royal Commission to fully inquire into the losses and obtain all information possible in connection therewith.

This amount, £3,220 4s. 8d., is further expenditure to the amount voted in adjustment of the Treasurer's Advance Account 1919–20—£1,900 2s. 6d.—making a total expenditure of £5,120 7s. 2d.

Particulars of expenditure are:—

	£ s. d.	£ s. d.
Sydney Steam Collier Owners and Coal Stevedores' Association, Industrial Union of Employers—		
Costs	1,232 19 9	
Fees	551 5 0	
Expenses	30 6 3	
		1,814 11 0
P. H. Sullivan, Costs		912 11 9
Cost of printing report, &c.		447 2 6
Witnesses' expenses		45 19 5
Total		£3,220 4 8

APPENDIX 1—*continued.*

Relief to Unemployed—Relief Works—Metropolitan District Relief, £4,948 17s. 9d.

In order to provide work for unemployment relief, the cleaning down and painting of national bridges (iron bridges), such as Figtree, Gladesville, Iron Cove and Suspension, was undertaken.

The usual Vote for bridges was found insufficient to bear the extra cost, and expenditure was consequently met from a Suspense Account, in anticipation of subsequent Vote.

Carriage of Fodder to Starving Stock, £175,154 10s.

Section 10 of the Government Railways (Amendment) Act, 1916, provides that:—

> "Where Parliament or the Governor directs the Commissioners to carry out any system or matter of policy which occasions or results in any increase of expenditure by the Commissioners, or any decrease of the revenue of the Railways and Tramways, the annual amount of the increase of expenditure or decrease of revenue shall from time to time be notified in writing by the Commissioners to the Auditor-General, and if certified by him shall be placed to the credit of the account of the Commissioners in the Treasury."

Accounts totalling £175,154 10s. were submitted by the Railway Commissioners in terms of the above section, representing losses on Revenue for freight on wheat fodder carried to drought-stricken districts, and, on the certificates of the Auditor-General, payments were authorised from Expenditure Suspense Account pending subsequent appropriation.

These transactions constitute statutory cross entries as corresponding credits appear under Railway Revenue.

From Public Works Fund.—

Equipment for Testing Explosives, £148 2s. 9d.

In February, 1920, the Colonial Treasurer approved of an expenditure of £170 on the establishment of a testing station for explosives at the Middle Harbour Public Magazines, to be charged to Public Works Account Expenditure Suspense Account. The cost amounted to £160 3s. 2d., of which £12 0s. 5d., representing the expenditure to 30th June, 1920, was appropriated on last year's Estimates. The balance of £148 2s. 9d. was paid from Public Works Account Expenditure Suspense Account pending provision for the amount in this year's Public Works Fund Account, in which the amount has been included.

New Public Magazine at Newcastle—Additional requirements, £405 9s. 4d.

On completion of the new (land) Public Magazine at Newcastle, it was found that certain additional works were necessary before the building could be taken into use. The Public Works Department estimated the cost of such works at £1,000, and the Minister's approval was given for the expenditure from Public Works Account Expenditure Suspense Account of £1,000, subject to the saving of an equivalent amount on the Vote for "Wharfage Accommodation, Public Magazines, Middle Harbour." The expenditure on the works from their commencement to the 30th June, 1921, amounted to £405 9s. 4d. Provision for £1,000 (in recoup) has been made on the Public Works Estimates for the financial year, 1921–22, and £1,000 has been written off the Vote for "Wharfage Accommodation, Public Magazines, Middle Harbour," representing the equivalent saving to the amount provided last year for expenditure from Public Works Account Expenditure Suspense Account in connection with the new land magazine at Newcastle.

Sydney Harbour Trust—Renewals and Replacement of Wharves, £2,000.

The Trust's Public Works Fund Vote for 1919–20 having been exhausted, and funds being required to meet expenditure under this head, authority was obtained to charge such expenditure to Expenditure Suspense Account, and upon the Vote being taken for the year 1920–21, the sum of £2,000 was transferred to same and Expenditure Suspense Account credited.

From General Loan Account.—

Towards construction of works generally, &c., £119,366 17s. 8d.

At the commencement of the financial year, 1920–21, the Trust's Loan Vote of previous years having been exhausted, funds were required to carry on works in hand, and authority was granted by the Treasurer to draw temporarily from Loan Expenditure Suspense Account, and when the Vote for 1920–21 was obtained this sum (£119,366 17s. 8d.), having been expended, was transferred to the debit of that Vote and Loan Expenditure Suspense Account was relieved of same.

Works carried out at Glebe Island, £91,831 17s. 3d.

This amount was expended in providing relief work for unemployed at various places and charged against Loans Expenditure Suspense Account pending the taking of the Loan Vote for the year 1921–22.

RAILWAYS AND TRAMWAYS.

	£	s.	d.
From Public Works Fund—			
Railways and Tramways	£5,187	15	1
From General Loan Account—			
Railways—			
Rolling Stock, to meet additional traffic requirements, and equipment of new lines, &c.	434,712	14	2
Duplication of lines	85,209	12	11
Flemington to Belmore and Wardell-road to Glebe Island, and Rozelle Bay to Darling Island Railways, including the remodelling of Darling Harbour Lines	129,386	19	2
Railway connection to Terminal Wheat Elevator, Glebe Island	12,416	15	5
Electrification of Railway Lines ...	14,617	7	11
Tramways—			
Additions to Lines, Workshops, Buildings, &c.	61,051	19	4
Railway Construction—			
North Coast Railway	38,969	9	8
Glenreagh to Dorrigo	38,218	19	3
Wagga Wagga to Tumbarumba ...	18,762	11	7
Dubbo to Werris Creek	28,122	7	0
Henty to Billabong	778	8	5
Craboon to Coolah	1,413	17	6
Molong to Dubbo	9,916	16	0
Cooma to Bombala	83,318	4	4
Canowindra to Eugowra	3,741	17	1
Gilmore to Batlow	36,587	1	11
Regent's Park to Cabramatta ...	17,722	0	11
Regent's Park—Enfield Marshalling Yards	10,723	7	6
Coonabarabran to Burren Junction ...	9,623	18	6
Barmedman to Rankin's Springs ...	6,768	6	10
Yanco to Griffith	4,965	1	6
Westmead to Castle Hill	132	1	0
Tarana to Oberon	3,693	1	4
Total	£1,056,040	14	4

The expenditure of £1,056,040 14s. 4d., as detailed above, represents the amount spent, with the Treasurer's approval, from Loans Suspense Account, pending the passing of the Loan Estimates for the financial year 1920–21, and from a special sum of £396,000 in supplementation of the Loan Vote for 1920–21, made available by the Treasurer in the latter part of the last financial year for the purpose of proceeding with works temporarily suspended, and with new works to absorb the unemployed.

APPENDIX 1—*continued.*

Of this sum, £666,304 12s. 11d., expended in the first few months of the last financial year, has been covered by Parliamentary appropriation in the passing of the Loan Act No. 27 of 1920. The balance of £389,736 1s. 5d. is within the amount of £396,000 specially provided by the Treasurer, and provision has been made to clear this expenditure in the Loan Estimates submitted for the current financial year.

Lands and Forestry.

From Consolidated Revenue Account—

Returned Soldiers' Settlement Branch—Contingencies, £3,469 12s. 4d.

When preparing the original Estimate for the financial year 1920–21, the requirements of the Contingencies Vote were cut down to bed-rock, and in fact a decrease of £4,487 was shown on the amount voted for the previous financial year. Every endeavour was made by the exercise of economy, during the year 1920–21, to keep within the limits of this Vote, but it was found impossible to keep strictly within those limits, owing to the fact that new Settlements were constantly being opened up, thus making additional inroads on the Contingencies Vote.

In addition to this fact, it became necessary, in December, 1920, to charge to the Contingencies Vote the sum of £2,415 9s. 10d. as a transfer from the Subdivision Loan Vote, in respect of services of the financial year 1919–20, which really should have been charged to the Contingencies Vote of that financial year.

If the service had actually been debited during the year 1919–20, there would have been an ample balance on the Contingencies Vote to meet these charges. As the transfer was not effected until the financial year 1920–21, that balance lapsed.

Actually, therefore, on the services of 1920–21, the excess was approximately only £1,000, and this is easily accounted for by the opening up of new settlements already referred to.

From General Loan Account—

For the purchase of Rabbit-proof Wire Netting under Pastures Protection Act No. 35, of 1912, £13,604 6s. 5d.

The funds provided for the purchase of Rabbit-proof Wire Netting to settlers being exhausted, the Treasurer approved of funds being provided from Loans Expenditure Suspense Account to meet urgent cases, pending a Vote being taken on the Estimates.

Advances to Closer Settlement Account, pending Parliamentary Appropriation, £250,000.

As the balance at credit of the Closer Settlement Account was not sufficient to meet pressing claims for land acquired for Closer Settlement purposes, the Treasurer approved of a sum of £250,000 being advanced to Closer Settlement Account from Loans Expenditure Suspense Account, pending Parliamentary Appropriation.

Craven and Gloucester Sawmills—Purchase of Locomotive, £1,600.

The Manager of the State Sawmills represented to the Minister on the 5th June, 1920, that it was necessary to purchase a locomotive; that he had one on offer for £1,600; such offer expiring on that date. The Minister approved of the expenditure, and concurrence was given by the Treasurer. The amount was provided from Loans Expenditure Suspense Account, pending a Vote to be taken on the Estimates. This amount was included in the sum of £11,200 voted on the Loan Estimates, 1920–21, and necessary debit and credit was made at the Treasury after the passing of the Estimates.

Public Works Department.

From Consolidated Revenue Fund—

Public Works and Services: Maintenance—Harbours and Rivers, £2,400 7s. 3d.

The Chief Engineer for Harbours and Drainage reports that this excess was due to the expenditure on item "Port Kembla Jetties—Maintenance, Haulage and Shipping, &c." The expenditure on this Service is dependent on the amount of shipping using the Port, and is revenue producing. Against an expenditure of £21,054 15s. 5d. the Department received £30,765 12s. 5d. in revenue, due to increase in trade.

Dredge Service, £4,300 5s. 8d.

The Chief Engineer for Harbours and Drainage reports that this excess was due to heavy repair charges coming in from the Dockyard for work carried out four years ago; also the increased rate of wages granted in December, 1920. The working plant was kept to an absolute minimum.

Miscellaneous Services—Royal Commission on Railways and Tramways, £5,706 11s. 6d.

The Government decided to appoint a Royal Commission to inquire into the Railway Service, and as there was no vote to which the cost could be charged, approval was given to meet the expenditure from Treasurer's Advance Account; an amount has been placed on this year's Revenue Estimates to cover the expenditure.

Government Dockyard, Newcastle—Basic Wage, £12,484 6s. 3d.

The Secretary reports that owing to the decision of Cabinet as notified on 5th May, 1921, to pay all workmen the basic wage increase of 8s. per week, an amount of £18,072 was approved from Treasurer's Advance Account to meet the expenditure.

The amount will be covered on this year's Estimates by the Treasury.

From Public Works Fund—

Maroubra Bay Works—Levelling land, &c., £18,946 19s. 2d.

The Chief Engineer for National and Local Government Works reports that this work was undertaken for the purpose of providing relief to the unemployed, at the instance of the Colonial Treasurer, to be charged at the rate of £1,000 per week to Public Works Fund Expenditure Suspense Account. The amount will be provided for on this year's Public Works Fund Estimates.

Metropolitan Board of Water Supply and Sewerage—Renewal of Water Mains, &c., £2,219 8s. 5d.

The Secretary reports that at the commencement of 1920–21 financial year it was necessary that funds should be provided to meet expenditure on works in progress. The amount was subsequently provided for in 1920–21 Estimates.

From General Loan Account—

Main Roads—Woodville (Dog Trap) Road, £6,013 11s. 8d.

The Chief Engineer for National and Local Government Works reports that this work was put in hand at the instance of the Colonial Treasurer with a view to providing work for the unemployed, and an amount of £15,610 was approved from Loan Expenditure Suspense Account to meet this expenditure. The amount will be included in a sum of £500,000 to be taken on 1921–22 Loan Estimates for Main Road Reconstruction, County of Cumberland. When work is completed it will be handed over to the Local Council who are to repay portion of the cost. The amount to be determined on the passing of the Main Roads Bill.

Reconstruction of Main South Coast Road from Cook's River to Tom Ugly's Point, £7,893 1s. 7d.

The Chief Engineer for National and Local Government Works reports that this work was put in hand at the instance of the Colonial Treasurer in order to provide work for the unemployed. An amount of £64,000 was approved from Loans Expenditure Suspense Account to meet the

expenditure. Of this amount, £2 7s. 6d. has been covered during 1920–21 and £7,890 14s. 1d. will be provided for in an amount of £500,000 to be taken on 1921–22 Loan Estimates for Main Road Reconstruction, County of Cumberland. Repayment of portion of amount expended will be made by the Councils affected.

Harbours and Rivers—Coff's Harbour Improvements' £17,173 9s. 1d.

The Chief Engineer for Harbours and Drainage reports that owing to the amount provided on 1920–21 Loan Estimates being insufficient, and as it was not advisable to shut down the works, Treasury approved of funds to carry on. Of the amount expended, £6,743 17s. 6d. was covered in 1920–21, and £10,429 11s. 7d. will be provided for in Vote to be taken on 1921–22 Estimates.

Manning River Improvements, £1,789 15s. 10d.

The Chief Engineer for Harbours and Drainage reports that as the amount provided on the Estimates was insufficient to carry on the works, Treasury approved of further funds up to the date of closing down. The amount was subsequently covered on 1920–21 Estimates.

Wagonga River Improvements, £47 14s. 6d.

The Chief Engineer for Harbours and Drainage reports that as the Vote became exhausted this excess was caused by adjustment of plant charges. The amount was subsequently covered on 1920–21 Estimates.

Newcastle Harbour Improvements, including Wharfage, &c., £15,265 15s. 10d.

The Chief Engineer for Harbours and Drainage reports that owing to the reduction of his Estimates, the amount voted was insufficient. Treasury approval was obtained to carry on certain urgent works. Of the amount expended, £1,884 8s. 5d. was covered in 1920–21 and £13,381 7s. 5d. will be provided for on Vote to be taken on 1921–22 Estimates.

Port Kembla Harbour Improvements, £9,354 5s. 11d.

The Chief Engineer for Harbours and Drainage reports that owing to the reduction of his Estimates, the amount voted was insufficient, and as a continuance of the works was necessary in connection with the Power House Extension, and commitments on machinery, &c., had to be met, Treasury approval was obtained to carry on. Of the amount expended, £2,232 12s. 1d. was covered in 1920–21 and £7,121 13s. 10d. will be provided for in Vote to be taken on the 1921–22 Estimates.

Water Supplies—Country Towns Water Supplies' £5,548 1s. 4d.

The Chief Engineer, Water Supply and Sewerage, reports that this expenditure was occasioned by the increased cost of pipes and material, and as it was considered advisable to push on with the works in hand, so that the Councils concerned might reap the benefit, Treasury approval was obtained to carry on. The amount was subsequently covered on 1920–21 Estimates.

Sydney Water Supply Improvements, £12,296 8s. 1d.

The Chief Engineer, Water Supply and Sewerage, reports that the amount voted was insufficient to meet the expenditure. As the work was of so important a nature, Treasury approval was obtained to carry on. The amount was subsequently provided on 1920–21 Estimates.

Sewerage Construction—Metropolitan Sewerage and Stormwater Channels, £14,539 14s. 11d.

The Chief Engineer, Water Supply and Sewerage, reports that the expenditure was incurred principally on Northern Suburbs Ocean Outfall Sewer and Canterbury–Campsie-Belmore-Bankstown Sewerage, also for land resumption in connection with Roseville Sewerage. The amount voted was insufficient to meet expenditure owing to increased cost of wages and material, and in view of the injunction against the Water Supply and Sewerage Board to cease operations at Folly Point Sewerage Treatment Works, such injunction to remain in abeyance on the understanding that the construction of the outfall sewer would be pushed forward, it was thought inadvisable to completely stop the works. Treasury approval was obtained to continue. Of the amount expended, £212 4s. 10d. was covered in 1920–21 and £14,327 10s. 1d. will be provided for in Vote to be taken on 1921–22 Estimates.

Waverley Stormwater Channel, &c., £54 13s. 1d.

The Chief Engineer, Water Supply and Sewerage, reports that this is an urgent work, and approval was obtained to make a survey. The amount was subsequently covered on 1920–21 Estimates.

Newcastle Sewerage, £8,435 7s. 4d.

The Chief Engineer, Water Supply and Sewerage, reports that the amount voted was insufficient to allow of the completion of contracts in hand. It was thought advisable to carry them to a completion, so as to make the work a revenue-producing one, also to provide for the urgent need for improved sanitation in the districts. Treasury approval was obtained to carry on. The amount was subsequently covered on 1920–21 Estimates.

Metropolitan Board of Water Supply and Sewerage—General Reticulation, Improvements, &c., including Sydney Water Supply Amplification, £166,909 11s. 9d.

The Secretary reports that at the commencement of the financial year, 1920–21, it was necessary that funds should be provided to carry on works in progress in connection with Water Reticulation, &c., to meet the general expansion of the Water Supply system. The amount was subsequently covered on 1920–21 Estimates.

Construction and Ventilation of Sewers, &c. £73,635 0s. 9d.

The Secretary reports that it was necessary funds should be provided to carry on works in progress in connection with the Construction and Ventilation of Sewers, and to meet the general expansion of the sewerage system to meet public health demands. Of the amount expended, £39,200 9s. 8d. was covered in 1920–21, and £34,434 11s. 1d. will be provided for in Vote to be taken on 1921–22 Estimates.

Hunter District Water Supply and Sewerage Board—Water Supply—Extension of Reticulation, Improvements, and other works, £8,414 18s. 1d.

Hunter District Water Supply and Sewerage Board—Sewerage—Extension of Reticulation, Improvements, and other works, £1,369 19s.

The Secretary reports that this expenditure was incurred in carrying out urgent Water Supply and Sewerage Extensions, rendered necessary by the erection of houses by the War Service Homes Commission. Authority was given by the Treasury. The expenditure was subsequently covered on 1920–21 Estimates.

DEPARTMENT OF PUBLIC INSTRUCTION.

From Consolidated Revenue Fund—
Salaries, £149,422 8s.

This excess expenditure is made up as follows:—

	£	s.	d.
Variation, School Teachers' Award ...	87,577	0	0
Variation, Junior Teachers' Award ...	6,066	0	0
Adjustment of Salaries—Technical Education	17,900	0	0
To meet payments under Cleaners' Award	1,891	0	0
From amount of £80,000 provided by the Treasurer to meet deficiency in 1920–21 Vote	35,988	8	0
	£149,422	8	0

APPENDIX 1—*continued.*

Contingencies, £43,777 11s. 7d.

This excess was met from amount of £80,000 provided by the Treasurer to meet deficiency in 1920–21 Vote.

Conservatorium of Music—Contingencies, £8,468 3s. 2d.

This amount represents expenditure incurred by the Conservatorium of Music Orchestra over and above the amount of their takings during 1920–21. The members of the orchestra were engaged under guarantee by the State Government and a saving was effected by advancing £8,468 3s. 2d., and thus permitting the Orchestra to continue its operations until the period of guarantee had expired, the alternative being to disband the orchestra and pay the members thereof their guaranteed salaries.

Miscellaneous Services—Postal and Telegraphic Services for the Departments and Services under the control of the Minister of Public Instruction, &c., £1,819 18s. 8d.

The 1920–21 Vote proved insufficient to meet the demands made thereon, on account of increased postal rates imposed by the Federal Government. To meet the deficiency the Treasurer provided £1,819 18s. 8d. from his Advance Account.

From Public Works Fund—

School Buildings, Teachers' Residences, Sites, Trade Schools, Technical Education, Teachers' Training College, and other Buildings, &c., £52,623 15s. 10d.

This amount was provided by the Treasurer from Public Works Account Expenditure Suspense Account, to meet payments during the period August to November, 1920, pending the passing of the 1920–1921 Estimates. On the passing of the Estimates the expenditure was charged to Public Instruction Public Works Fund, 1920–21.

The expenditure was made as follows :—

	£	s.	d.
Public Instruction, School Buildings, &c.	51,312	4	8
Teachers' Training College	800	0	0
Technical Education	500	0	0
Conservatorium of Music	11	11	2
	£52,623	15	10

Department of Labour and Industry.

From Consolidated Revenue Fund—

Miscellaneous Services—New South Wales Board of Trade Technical Commission of Inquiry, Broken Hill, £6,854 2s. 3d.

This expenditure was incurred by the Broken Hill Technical Commission of Inquiry in connection with the examination of miners who had applied for re-employment in accordance with the terms of the Workmen's Compensation (Broken Hill) Act, and as the Commission was issued in January, 1921, and no funds had been provided on the Estimates of the Department, the Treasurer was asked to meet the cost of the Commission from his Advance Account.

Department of Mines.

From Consolidated Revenue Fund—

Miscellaneous Services—To defray the cost of the Royal Commission to inquire into the Coal Mining Industry in New South Wales, £2,850 18s. 6d.

The Commission on the Coal-mining industry did not issue at the instance of the Mines Department and that Department did not possess or exercise any control in the matter of the finances, all expenditure being passed by the Department of the Attorney-General and of Justice.

At the request of the Premier's Department, the sum of £686 was placed on the Estimates of the Mines Department, 1920–21; this was transferred to cover disbursements at the instance of the Department of the Attorney-General and of Justice from the Treasurer's Account.

With regard to the sum of £2,850 18s. 6d. now in question, the Department of the Attorney-General and of Justice advise that the amount represents the Government Printing Office charges for printing for the Coal Commission during the period 1st July, 1920, to 12th April, 1921.

Department of Agriculture.

From Consolidated Revenue Fund.—

Grain Elevators—Contingencies, £2,884 12s. 11d.

This being a new service, naturally the wages estimated were only an approximation. As the period of delivery of the crop exceeded the anticipated time, operators, &c., were employed at the silos for a correspondingly longer period.

Botanic Gardens—Contingencies, £289 19s. 11d.

This extra expenditure was caused by the increase in the basic wage declaration in October, 1920.

Nursery Garden, Campbelltown—Contingencies, £11 1s. 4d.

Basic wage declaration of October, 1920, caused the extra expenditure.

Garden Palace Grounds and Inner Domain—Contingencies, £99 18s. 2d.

Increased expenditure is the result of basic wage in October, 1920.

Centennial Park—Contingencies, £172 5s. 2d.

Basic wage increase in October, 1920, resulted in this exceeding of the appropriation.

From Public Works Fund.—

Hawkesbury Agricultural College—Installation of new Boiler, £13 6s. 6d.

Expenditure represents cost of cement and painting materials required for the above work.

Hawkesbury Agricultural College—Electrical Power Station Extension, £193 4s.

Purchase of a three-phase transformer for the above work cost this sum.

From General Loan Account.—

Grain Terminal Elevators—Construction of and Expenses incidental thereto, £283,439 7s. 4d.

This represents part of the construction of the Terminal Elevator at Glebe Island under H. Teesdale Smith's contract, supervision of same by Messrs J. S. Metcalf and Co., Ltd., and the Railway Department, and cost of electrical work, bogies, and foundation for wharf galleries by Railway Department.

Of this amount the sum of £251,575 5s. 10d. was subsequently covered by Parliamentary Appropriation for the service in the Loan Act No. 27 of 1920.

Water Conservation and Irrigation Commission.

From General Loan Account.—

For the construction of Burrinjuck Dam, Murrumbidgee Canals, and works generally, Murrumbidgee Irrigation Areas; Purchase of Stock, Assisting Settlers, Payment of Tenant Rights, &c., £39,117 18s. 3d.

At the close of the financial year 1919–20, balances standing at credit of existing Votes totalled £88,791 16s. 6d, which sum, together with an amount appropriated under the Loan Act No. 27, 1920, viz., £29,000, enabled the Commission to meet its expenditure up to approximately the end of February, 1921, when it became necessary to approach the Treasurer, with a view to making a further sum available pending votes of Parliament.

The amount of £29,000 above referred to, appropriated under the Loan Act No. 27, of 1920, was much less than the Commission estimated would be required to meet its

obligations during the financial year 1920–21. At the request of the Treasury, however, the amount of £29,000 was included in the Estimates on the definite understanding that it would be allowed credit for repayments back to the Loan Vote during the financial year. Such repayments, it was estimated, would total £45,000.

The actual repayments during the year amounted to £50,647 13s. 1d. In accordance with the above understanding, application was made to the Treasurer, who approved of expenditure pending Parliamentary Appropriation to the extent of £39,117 18s. 3d.

Shallow Boring—To provide Water Supplies for Settlers, £31,341 4s. 10d.

Before the financial year 1919–20 closed, the existing appropriations to carry on the work of shallow boring became exhausted, mainly on account of the following reasons :—

(1) Increased wages.
(2) Increased cost of material.
(3) The necessity of providing stocks of tools and casing at enhanced prices, so that there would be no interruption in the working of the Commission's plants.
(4) The very severe drought causing increased expenditure in many ways, especially in regard to cartage.
(5) Also, as a result of the drought, repayments by settlers of their indebtedness to the Commission for bores already sunk were considerably below expectations. It was, therefore, necessary to enable the Commission to carry on pending Parliamentary Appropriation, to approach the Treasurer for further funds.

It was desirable, owing to the drought, to alleviate as much as possible the hardships of the settlers in areas affected by drought, by keeping plants continuously at work.

The Treasurer's approval was granted to the extent of £1,116 13s. 4d. for the remainder of the financial year 1919–20.

From the commencement of the financial year 1920–21 up to the time Supply for the month of October, 1920, was granted by the House further sums to the extent of £15,349 7s. 4d. were granted by the Treasurer to the Commission to enable it to carry on. £4,000 was voted on the Supply Bill covering the month of October, 1920, and a further £5,000 was voted in the Supply Bill for the month of November, 1920. In the meantime the Commission submitted its Estimates of Expenditure for the financial year 1920–21, viz., £57,000. These estimates were carefully compiled, and the amount stated, it was anticipated, would only be sufficient to keep the shallow boring plants at work. The Commission, however, reduced its Estimates at the request of the Treasury by a sum of £15,000, which it was agreed would be made available later in the year. This amount of £15,000 was the sum estimated settlers would repay the Commission in respect of bores that had already been sunk in their holdings.

In accordance with the arrangements mentioned, further accommodation was provided by the Treasurer from Loans Expenditure Suspense Account.

To provide for the Settlement of Discharged Soldiers on Irrigation Farms and to assist them in the development thereof, £272,819 8s. 6d.

At the close of the financial year 1919–20, funds available on existing appropriations for Soldiers' Settlement on irrigation areas amounted to £159,125 10s. 1d. At that time this work was being vigorously pressed forward on the Murrumbidgee Irrigation Areas.

The available balance above referred to became exhausted during the month of August, 1920, and it was necessary to approach the Treasurer for further funds pending appropriations of Parliament.

On 16th August, 1920, the Treasurer approved of the sum of £150,000 being provided; such amount to form a debit against Loans Expenditure Suspense Account, and on the 30th September, 1920, granted further approval to the extent of £25,000 from the same source.

The Supply Bills covering the months of October and November, 1920, provided the necessary funds for expenditure during those months, but as the Loan Act No. 27 of 1920, on which an amount of £840,000 was voted for Returned Soldiers' Settlement was not assented to until the 29th December, 1920, it was necessary to charge the expenditure incurred in the meantime to Loans Expenditure Suspense.

The aggregate amount expended during the year 1920–21, without Parliamentary appropriation, was £272,819 8s. 6d., which was subsequently covered by the Vote of £840,000 before mentioned.

To enable the Water Conservation and Irrigation Commission to make advances to Settlers on the Murrumbidgee Irrigation Areas for development purposes, and to provide for deferred rents and water rates—to be subsequently repaid—£2,400.

The amount of money available for the purposes indicated in the above Vote as at 30th June, 1920, was £1,739 19s. 8d.—Parliament had voted £23,000 for the requirements of the financial year 1919–1920 (Loan Act No. 27 of 1919).

During August, 1920, funds became exhausted, and it was necessary to apply to the Treasurer for further provision. The Treasurer approved of the provision of funds at the rate of the previous year's expenditure, viz., £2,000 per month, pending the determination of the Loan Estimates, making amount expended under this authority £2,400.

The purpose of this Vote might be explained as follows :—

Advances are made against improvements, and the Commission is protected by the settlers entering into suitable mortgages.

Section 19 of the "Irrigation Act No. 73 of 1912," as amended by the "Irrigation (Amendment) Act No. 22 of 1916," and the "Irrigation (Amendment) Act No. 38 of 1918" provides (*inter alia*) :—

(1) The Commission may at any time or from time to time subject to such conditions as it may deem fit to impose by regulation or otherwise :—
(*a*) make advances to occupiers;
(*b*) suspend for any period or periods not exceeding in the whole four years the payment by any occupier of any money due or owing, or to become due or owing to the Crown or the Commission on any account whatsoever, together with any interest on such money due or owing, or to become due or owing;
(*c*) allow any money or debts due or owing, or to become due or owing, to the Crown or Commission by any occupier, to be repaid, with interest thereon, by instalments within a period to be fixed not exceeding sixteen years, which period may, where suspension has been granted, commence on the day next following the date of expiry of the term of suspension;
(*d*) consolidate all or any money or debts due or owing, or to become due or owing, to the Crown or the Commission, by any occupier and allow the money or debts so consolidated, with interest thereon, to be repaid by instalments within a period to be fixed not exceeding sixteen years, which period may, where suspension has been granted, commence on the day next following the date of expiry of the term of suspension.

LOCAL GOVERNMENT.

From Public Works Fund—

Parramatta-road Construction, £55,606 18s. 7d.

Early in May, 1920, Cabinet decided, in view of the deplorable condition into which Parramatta-road had fallen, to proceed at once with the work of putting the

APPENDIX 1—*continued.*

portion of the road between Ashfield and Parramatta in a thorough state of repair.

The cost was originally estimated at £57,000, and the Government undertook to pay the whole cost of the work in the first instance, provided the Councils concerned agreed to pay one-half of the actual cost or estimated cost as decided upon by the respective Councils, by annual instalments spread over a term of years.

As the Department had no funds from which the work could be paid, arrangements were made with the Treasury for funds to be provided from Public Works Account Expenditure Suspense Account pending the provision of funds on the Estimates for 1920–21. Under this arrangement expenditure amounting to £43,941 11s. 4d. was incurred, which was subsequently covered by Parliamentary appropriations.

Owing to the increase in the cost of labour and material, and to the fact that unemployed men, consisting of unskilled labour, and of men physically unfit for the heavy work were being employed, the funds provided by Parliament were exhausted early in the year 1921, and recourse was again had to the Treasurer for the provision of further funds from Expenditure Suspense Account, to enable the work to be carried to completion.

The expenditure under this later approval charged to Expenditure Suspense Account up to 30th June, 1921, was £11,665 7s. 3d.

Provision of punt over Cook's River, approaches, &c., £2,615 5s. 11d.

The work of constructing a road from Botany to Brighton-le-Sands through the Sewage Farm, along Lady Robinson's Beach, Ross-street, through Section A of the Sunset Estate, and section of New Brighton Estate to Bruce-street, and the Grand Parade (better known as General Holme's Avenue) has been in hand during the past few years.

Owing to the increase in the cost of labour, material, &c., the funds provided by Parliament to 30th June, 1920, viz., £7,000 was exhausted early in 1920.

To avoid having to stop this work and put off men employed thereon, arrangements were made with the Treasurer for funds to be provided from Public Works Expenditure Suspense Account up to £5,000 pending the provision of funds on the Estimates for 1920–1921.

The amount which had been charged to Expenditure Suspense Account up to 30th June, 1921, for this work was £2,615 5s. 11d., and this amount was recouped to the Treasury upon the passing of the 1920–21 Estimates.

Minister for Housing.

From General Loan Account—

Advances to the Housing Fund Capital Account, pending Parliamentary appropriation, £60,000.

Section 37 of the Housing (Extension) Act, No. 31, 1919, provides that expenditure by the Housing Board shall be made out of the Housing Fund.

The Housing Fund is constituted under Act No. 7, 1912, which prescribes that the Minister shall set apart such sums of money as Parliament may provide to constitute a Housing Fund.

The sum of £500,000 voted on the previous year's Loan Estimates became exhausted at the end of September, 1920, and the sum of £60,000 was provided from Loans Expenditure Suspense Account as an Advance to the Housing Capital Account to meet estimated requirements in connection with the operations of the Housing Board to the end of November, 1920.

The amount of £60,000 so advanced was subsequently covered on the passing of the Loan Vote of £250,000 on the 1920–21 Estimates.

2. *Chairman.*] Is there any item you wish to query, Gentlemen ?

3. *Mr. Cocks.*] Our Report last year was not even commented upon, and apparently it was simply pigeon-holed and no notice taken of it. Under the circumstances, I am not going to waste my time going through a lot of details as we did on the last occasion, and I have drafted the following Resolution for the Committee's consideration :—

> Consequent upon the fact that Parliament has already sanctioned the expenditure herein detailed, and in view of the fact that no notice has been taken of the protests made in our last Report, I move that the accounts as submitted be passed *in globo*.

4. *Mr. Bavin.*] I have not had an opportunity of going carefully through all the items. I, therefore, do not feel competent to either approve or disapprove of the proposal at the present stage, and I do not wish to do anything in the way of blaming anyone without good reason for doing so.

In our last report, I remember, we drew attention to certain things and made definite proposals which might have been considered by the House, but the Government apparently has not considered the matter at all—or, I should say, Parliament has not.

5. *Mr. Cocks.*] So far as any comment on the Report is concerned, or of it having any effect, there appears to have been no result whatever.

6. *Mr. Bavin.*] Could we have time to go through these items and perhaps meet again ?

7. *Mr. Cocks.*] What would be the good ? Parliament has already passed all the items.

8. *Mr. Bavin.*] That is, they are all excess items of expenditure in respect of the financial year 1920–1921, and have been covered by appropriations in connection with the last Estimates.

9. *Mr. Cocks.*] Yes, they have all been passed by Parliament.

10. *Mr. Bavin.*] That being so, we cannot do much, but at the same time I do not want to do anything to undermine the usefulness of the Committee.

11. *Mr. Cocks.*] But treated as it is, it is at present useless.

12. *Mr. Bavin.*] I certainly do not want to have the Committee abolished.

13. *Mr. Cocks.*] I think my motion meets the position at present.

14. *Mr. Bavin.*] Would you agree to alter it to make it read :—

> " That no consideration has been given to the protests and recommendations made " in lieu of the words " That no notice has been taken of the protests made."

15. *Mr. Cocks.*] Yes, I do not mind that.

16. *Mr. Bavin.*] I will second the motion as amended.

17. *Chairman.*] Then I declare the resolution as amended carried.

APPENDIX 2.

CONSOLIDATED REVENUE ACCOUNT.

ADVANCE TO TREASURER, 1921-22.

STATEMENT OF AMOUNTS TO BE RECOVERED

Account.	Amount.	Total.	Recoverable from—
	£ s. d.	£ s. d.	
Commerce Act	.....	305 9 8	Commonwealth Government.
Pensions—			
Transvaal Government	1,849 18 0		Imperial Government.
Cape of Good Hope Government	236 3 10		,,
Mauritius Government	221 4 0		,,
Orange River Colony Government	100 8 6		,,
Hong Kong Government	214 12 9		,,
Straits Settlements Government	737 8 11		,,
Singapore Government	358 4 9		,,
Bechuanaland Protectorate	26 0 8		,,
Federated Malay States	436 16 6		,,
Ceylon Government	122 7 8		,,
Nigeria Protectorate	178 11 0		,,
British East Africa	6 0 0		,,
Cyprus	81 18 0		,,
Metropolitan Police, New Scotland Yard, London	117 8 0		,,
Dublin Metropolitan Police	16 0 0		,,
Board of Trade, Marine Department, London	89 0 0		,,
		4,792 2 7	
Union of South Africa—Seed Account	.....	152 14 7	South African Government.
Paymaster, Treasury—Advance	.....	1,200 0 0	Treasury.
Premier's Department—Advance to meet Special Claims	.....	42 0 0	Premier's Department.
Stamp Exchange	.....	9 4 11	Various departments.
Sewerage Connections—			
Bathurst Municipal Council	2,981 7 11		
Albury ,,	3,823 10 5		
Goulburn ,,	3,639 13 4		
Orange ,,	113 14 5		
		10,558 6 1	
Deposits in London with Agent-General by Various Persons	4,178 17 6		
University of Sydney—London transactions	3 5 0		
Australian Museum	1 2 0		
Morgan, T. E.—Advance	43 15 0		
Bores sunk in drought-stricken areas—Water Conservation and Irrigation Commission	512 18 3		
Relief to Australians Stranded in London—(*a*) £4; (*b*) £16 8s. 10d.	20 8 10		Various sources.
Advances to Soldiers in London by the Agent-General	5 0 0		
Repatriation of Australians Stranded in London	14 0 0		
Conservatorium of Music (Orchestra)	4,500 0 0		
McCann, A. E.—(Defalcations), late Secretary, South Grafton Repatriation Committee	749 14 0		
Stead, D. G.—Loan of services to Straits Settlements	341 13 4		
Gibberagong Bridge, Bobbin Head—Repairs	500 0 0		
United Dental Hospital—Advance in lieu of guaranteeing overdraft	1,000 0 0		
Mount Boppy Gold Mine, Advance	2,000 0 0		
Gard, Gilbert—Assistance to obtain material	1 15 10		
Tuckean Swamp Drainage	200 0 0		
Carried forward	13,872 9 9	17,059 17 10	

Account.	Amount.	Total.	Recoverable from—
	£ s. d.	£ s. d.	
Brought forward	13,872 9 9	17,059 17 10	
Thompson, Mrs. M. A., and child—Passage money from South Africa	70 0 0		
Stewart, V. M. J. — Passage money	130 0 0		
Brammer, Wm.—Cost of passage	15 0 2		
Broken Hill Miners—Sustenance, miners leaving for South Coast	25 10 0		
Pastures Protection Boards—Advance, native dog scalps	1,569 0 0		
Abbott, R. P. (deceased), Estate of—Advance	1,500 0 0		
Country Silos Wages Account	849 3 11		
Taronga Park Trust—Advance	250 0 0		
Voluntary Workers' Association—Advance	1,889 1 11		
Newcastle Ballast	36 0 10		
Hay, Alex.—Advance	4,000 0 0		
Alderdice, C. J., Labour Department—Monetary value of leave, July-October, 1922	230 3 3		
Nash, G., Public Instruction—Advance on salary, July-August, 1922	108 10 0		
Wentworth Irrigation Areas—Advances to settlers	75 0 0		
Welfare of Mothers and Babies—Advance to Royal Society	500 0 0		
		25,119 19 10	
Frank Edwards, Hawkesbury Agricultural College (cable from London)	.....	25 0 0	Various sources.
Advances to Public Officers for Motor Cars or Cycles—			
Lands Department.			
Clulee, C. J.	20 0 0		
Mitchell, H. J. S.	195 0 0		
Garling, H. W.	50 0 0		
		265 0 0	
Forestry Department.			
Kable, W. E.	106 0 0		
Krippner, J. A	90 0 0		
Burrow, R. J. G.	105 0 0		
Smith, C. W. E.	180 0 0		
Rummery, G. E.	291 0 0		
Freeman, J.	53 0 0		
Taylor, T. W.	101 0 0		
Boyd, F. S.	196 0 0		
		1,122 0 0	
Education Department.			
Advance to Department	1,399 17 7		
Hardwick, H. H.	288 17 1		
Lee, A. J.	256 5 0		
Middleton, R. J.	331 5 0		
Dart, G.	174 15 0		
Barlex, H. N.	300 0 0		
		2,750 19 8	
Agriculture Department.			
Brown, A. T. R.	130 0 0		
Shepherd, A. B.	125 0 0		
		255 0 0	
Mines Department.			
Turner, G. R.	.....	48 1 4	
Grand Total	..... £	46,645 18 3	

APPENDIX 3.

Public Works Account—Net Expenditure.

From date of commencement of Fund to 30th June, 1922.

Head of Service.	Construction.	Renewals.	Total.
	£ s. d.	£ s. d.	£ s. d.
STATE UNDERTAKINGS—			
Business—			
Railways and Tramways—			
Railways	311,978 14 5	3,355 14 8	
Tramways	27,693 9 5	118 8 7	
	339,672 3 10	3,474 3 3	
Water Supply and Sewerage—			
Metropolitan Water Supply	124,907 12 4	226,456 16 11	
Metropolitan Sewerage	20,833 0 8	64,418 6 6	
Hunter District Water Supply and Sewerage	28,930 16 9	6,487 16 10	
	174,671 9 9	297,363 0 3	
Sydney Harbour Trust	.....	332,591 14 0	
Total, Business	514,343 13 7	633,428 17 6	
Industrial—			
State Clothing Factory	6,924 13 6	.....	
Uhr's Point Timber Yard and Depôt ...	27,886 7 0	.....	
State Motor Garage—Glebe	4,673 19 10	.....	
State Power Station	3,486 0 0	.....	
Murrumbidgee Irrigation Areas	179,316 3 7	.....	
State Sawmills, Craven and Gloucester ...	24,831 6 3	.....	
Total, Industrial	247,118 10 2	.....	
Other—			
Water and Drainage Trusts, &c.	122,577 8 10	10,757 2 10	
New Public Abattoirs, Homebush Bay ...	218 12 6	.....	
Country Towns Water Supplies	86,635 2 10	24 2 8	
Country Towns Sewerage	42,710 1 9	.....	
Wentworth Irrigation Area	2,055 5 0	.....	
Housing Board—			
Construction of Roads, &c., "Dacey" Garden Suburb	6,692 19 9	.....	
Observatory Hill Resumed Area ..	100,800 13 8	7,081 4 1	
Government Printer—Plant Equipment—			
Manufacture of Paper	463 8 3	.....	
Total, Other	362,153 12 7	17,862 9 7	
Total State Undertakings ...	1,123,615 16 4	651,291 7 1	**1,774,907 3 5**
MISCELLANEOUS—			
Public Buildings and Sites—			
Justice—			
Police Buildings, Court-houses, &c. ...	289,084 5 5	12,597 13 7	
Gaols	4,087 1 2	2,162 13 1	
New Police Barracks, Redfern	14,729 17 1	.....	
Nautical School-ship "Sobraon" ...	.....	2,440 12 11	
Penitentiary, Long Bay...	137,073 11 0	433 0 0	
Girls' Industrial School	3,869 3 7	306 9 8	
	448,843 18 3	17,940 9 3	
Lands—			
Pilliga Scrub	8,377 17 7	.....	
Forestry	104,885 15 2	.....	
Wheat-growing, Woodlands and Tottenham	5,378 18 0	.....	
Timber Lands at Craven	17,614 0 6	.....	
	136,256 11 3	.....	
Carried forward ... £	585,100 9 6	17,940 9 3	
Carried forward ... £	1,123,615 16 4	651,291 7 1	**1,774,907 3 5**

APPENDIX 3—*continued.*

Public Works Account—Net Expenditure—*continued.*

Head of Service.	Construction.	Renewals.	Total.
	£ s. d.	£ s. d.	£ s. d.
Brought forward	1,123,615 16 4	651,291 7 1	1,774,907 3 5
MISCELLANEOUS—*continued.*			
Public Buildings and Sites—*continued.*			
Brought forward	585,100 9 6	17,940 9 3	
Educational and Scientific—			
National Library	27,028 18 7	....	
University of Sydney	202,357 18 6	.....	
Agricultural Colleges...	145,998 13 3	7,778 19 6	
Public School Buildings, &c.... ...	2,177,271 5 0	355,949 7 3	
Mining Museum	13,893 14 11	901 8 6	
Technical and Educational Institutions	170,367 19 6	38,935 4 2	
Australian Museum	25,887 8 1	.....	
National Art Gallery...	10,825 16 3	.....	
Bureau of Microbiology	2,685 7 9	.....	
New Zoological Gardens–Taronga Park	126,991 14 7	.....	
Public Instruction Store-room ...	479 1 7	.....	
Teachers' Training College	64,158 5 3	204 8 6	
Accommodation for State Children at Gosford	4,888 15 5	.....	
Conservatorium of Music	24,821 8 9	4,208 19 5	
Public Library	590 0 0	771 19 5	
Observatory	970 11 8	1 11 0	
	2,999,216 19 1	408,811 17 9	
Charitable Institutions—			
Metropolitan, Country and Suburban Hospitals	567,535 5 9	47,472 3 11	
Inebriates' Home	3,907 9 2	.....	
Royal Alexandra Hospital	13,000 0 0	.....	
Consumptive Hospitals	41,094 9 6	110 18 0	
David Berry Hospital	9,837 16 11	.....	
Coast Hospital	114,950 1 5	1,328 0 5	
Rawson Seamen's Institute	1,000 0 0	.....	
Institutions & Hospitals for the Insane	247,573 2 3	3,660 4 4	
Ormond House	440 19 10	.....	
Benevolent Asylums	120,854 12 6	6,911 9 3	
Waratah Benevolent Home	118 7 11	.....	
Infants' Home	20,999 10 5	.....	
State Children Relief...	2,750 7 6	28 11 9	
Pennant Hills Cottage Homes ...	20 1 11	27 4 8	
Church of England Immigration Home	226 2 1	....	
Children's Home, Parramatta ...	.....	0 14 10	
Deniston House, Ryde	9,011 5 8	.....	
Old Cable Station, La Perouse ...	.....	2,451 19 1	
Baby Clinics, Broken Hill	1,426 12 0	.....	
Bidura Depôt	4,125 0 0	.....	
Montrose Maternity Home	5,434 11 5	.....	
Fernleigh Maternity Home	5,934 19 8	.....	
Mothers and Babies' Welfare Centre	6,501 10 4	.....	
	1,176,742 6 3	61,991 6 3	
Fire Stations	60,439 5 4	.....	
Administrative Establishments—			
Police and Prisons Department ...	14,010 17 1	.....	
Crown Law Offices	1,763 15 2	435 0 0	
Lands Offices, Country	9,195 19 3	966 19 6	
Lands Department, Head Office ...	1,240 14 10	1,600 5 0	
Treasury	3,125 4 3	1,179 2 4	
Registrar-General—Old Buildings ...	61,059 15 3	3,998 6 0	
Public Works Department	10,183 8 6	653 15 2	
Chief Secretary	.....	3,336 15 11	
Board of Health—Head Office ...	437 15 5	.....	
Public Instruction	49,600 3 10	....	
Newcastle Works Offices	871 11 1	.....	
Registrar-General—New Building ...	12,982 13 10	.....	
District Works Office, Kempsey ...	842 6 6	.....	
Stamp Duties	2,598 6 1	58 16 11	
Bureau of Statistics	165 15 0	....	
	168,078 6 1	12,229 0 10	
Carried forward ... £	4,989,577 6 3	500,972 14 1	
Carried forward ... £	1,123,615 16 4	651,291 7 1	1,774,907 3 5

APPENDIX 3—*continued.*

Public Works Account—Net Expenditure—*continued.*

Head of Service.	Construction.	Renewals.	Total.
	£ s. d.	£ s. d.	£ s. d.
Brought forward ...	1,123,615 16 4	651,291 7 1	1,774,907 3 5
MISCELLANEOUS—*continued.*			
Public Buildings and Sites—*continued.*			
Brought forward ...	4,989,577 6 3	500,972 14 1	
Sundry Works and Services—			
Maroubra Bay—Levelling of Land ...	61,461 16 9	.....	
Government Stores	1,679 18 11	.....	
Government Printing Office	5,954 17 6	49,044 2 5	
Explosives	64,157 14 0	3,111 11 11	
„ Motor Launches	1,000 0 0	.....	
Government Architect's Workshops, King-street	755 13 9	.....	
Testing House, Lithgow	2,997 3 1	.....	
Board of Health—Disinfecting Station	703 5 1	.....	
Royal Naval House	3,002 12 6	.....	
Morgue	7,157 0 10	.....	
Parliament House	16,640 9 6	17,888 2 3	
Compensation, Mining Purposes ...	1,099 18 9	.....	
Purchase of diamonds for diamond drills	.....	1,460 10 5	
Fisheries	4,337 4 6	225 10 0	
Lord Howe Island, Visiting Magistrate's Residence	383 11 8	.....	
Government House	369 0 0	1,787 8 8	
State Governor's Residence	8,713 5 6	.....	
„ „ Country Residence...	1,423 1 10	.....	
Old Government House, Parramatta	216 5 5	3,972 1 8	
Aborigines—Purchase of Sites, &c. ...	1,000 0 0	.....	
Navigation—Buildings	2,944 13 10	433 5 6	
„ Vessels	6,642 19 11	2,949 15 9	
„ Moorings, &c.	972 5 4	313 1 10	
Vaucluse House	594 2 10	.....	
Old Naval Stores	4,583 0 4	.....	
Scheyville Labour Farm	700 0 0	.....	
Motor Garage, Cumberland-street ...	1,721 16 3	.....	
Public Works Department Store Advance Account	30,000 0 0	.....	
Daimler Motor Car	88 0 0	.....	
Fumigating Chambers	6,275 8 0	.....	
Cabmen's Shelter, Oatley Road, Paddington, removal	.....	35 0 0	
Dawes' Point Timber Depôt	3,698 14 10	.....	
Locomotive Repair Shop, Newcastle...	3,577 7 9	.....	
Vermin Proof Fence between New South Wales and South Australia...	7,126 5 6	.....	
Town Planning, Lectures	.....	160 3 4	
Aviation School	28,934 14 3	.....	
Taxation Department Fire Hydrants	.....	152 19 8	
Veterinary Experiment Station ...	1,000 0 0	.....	
Northern Suburbs Cemetery... ...	998 16 9	.....	
Flood Damage Repairs	.....	14,165 0 0	
Loyalist Volunteers' Lodging-house ...	1,834 17 9	.....	
Cranbrook Subdivision	5,824 4 5	.....	
Forest Vale Estate—Preparation for Share-farmers	15,483 2 2	.....	
	306,053 9 6	95,698 13 5	
Carried forward ... £	5,295,630 15 9	596,671 7 6	
Carried forward... £	1,123,615 16 4	651,291 7 1	1,774,907 3 5

APPENDIX 3—*continued.*

Public Works Account—Net Expenditure—*continued.*

Head of Service.	Construction.	Renewals.	Total.
	£ s. d.	£ s. d	£ s. d.
Brought forward ...	1,123,615 16 4	651,291 7 1	**1,774,907 3 5**
MISCELLANEOUS—*continued.*			
Public Buildings and Sites—*continued.*			
Brought forward ...	5,295,630 15 9	596,671 7 6	
Recreation—			
Public Parks	214,504 12 2	103 14 3	
Centennial Park Improvements ...	9,870 4 2	2,601 6 11	
Botanic Gardens Improvements ...	10,105 3 10	32 1 6	
Domain Improvements	8,467 15 2	.....	
Mount Kosciusko Hotel, &c.... ...	55,923 5 2	1 5 11	
Thredbo River Accommodation House	451 5 9	.....	
Jenolan Caves...	23,563 6 7	1,042 4 4	
Newcastle Beach Improvements ...	3,056 7 8	.....	
Bondi Beach Improvements	5,638 15 10	.....	
Resumption of Foreshores	90,000 0 0	.....	
Yarrangobilly Caves	2,721 16 4	21 19 6	
Merewether Beach Improvements ...	550 0 0	.....	
Shelley Beach Improvements ...	50 0 0	.....	
Edward's Bay Beach Improvements...	200 0 0	.....	
Coogee Beach Improvements... ...	650 1 2	.....	
Little Coogee Beach Improvements ...	356 3 0	.....	
Bronte Beach Improvements... ...	3,131 2 0	.....	
Maroubra Beach Improvements ...	1 11 1	.....	
South Steyne Beach Improvements ...	1,804 0 0	.....	
North Steyne Beach Improvements...	604 5 7	.....	
Warringah Shire Surf Bathing ...	510 0 0	.....	
Moree Baths	1,085 9 2	.....	
Katoomba Baths	16 7 3	.....	
Marine Drive, Drummoyne	110 9 3	.....	
Cronulla Beach Improvements ...	185 7 4	.....	
	433,557 8 6	3,802 12 5	
Total, Public Buildings and Sites £	5,729,188 4 3	600,473 19 11	
Roads and Bridges—			
Roads	190,281 10 1	129,217 15 11	
Bridges	259,422 15 8	167,066 8 2	
Punts, Ferries, and Launches	58,028 5 0	1,361 11 0	
Roads of Access to Crown Lands ...	139,484 13 8	.....	
Grants to Shires and Municipalities ...	231,749 18 8	228,076 6 4	
	878,967 3 1	525,722 1 5	
Harbours and Rivers Navigation—			
Improvements to Harbours and Rivers	539,219 18 2	19,915 9 5	
Wharves, Docks, Appliances, &c. ...	248,408 7 4	19,147 10 2	
	787,628 5 6	39,062 19 7	
Total, Miscellaneous ... £	7,395,783 12 10	1,165,259 0 11	**8,561,042 13 9**
Total, State Services ... £	8,519,399 9 2	1,816,550 8 0	**10,335,949 17 2**
COMMONWEALTH SERVICES—			
Government Dockyard, Cockatoo ...	117,385 11 3	.....	
Naval Station, Rushcutter's Bay ...	243 14 5	.....	
Admiralty Victualling Stores ...	25,746 16 2	.....	
Naval Captain-in-Charge—Residence	328 12 0	.....	
Spectacle Island—Ordnance Stores ...	5,712 19 3	.....	
	149,417 13 1	.....	149,417 13 1
Grand Total ... £	**8,668,817 2 3**	**1,816,550 8 0**	**10,485,367 10 3**

APPENDIX 4.

ABRIDGED ACCOUNT CURRENT—PUBLIC WORKS ACCOUNT.

From date of commencement of the Account in 1906 to 30th June, 1922.

Particulars.	Amount.	Head of Service.	Construction.	Renewals.	Total.
Receipts—	£ s. d.	**Net Expenditure—**	£ s. d.	£ s. d.	£ s. d.
Two-thirds of the net Proceeds of the Sale of Crown Lands, exclusive of interest on purchase money,—less 20 per centum of such proceeds for cost of administration and other charges	6,231,800 17 7	State Undertakings—			
		Business—			
		Railways and Tramways	339,672 3 10	3,474 3 3	
		Metropolitan Water Supply and Sewerage	145,740 13 0	290,875 3 5	
		Hunter District Water Supply and Sewerage	28,930 16 9	6,487 16 10	
		Sydney Harbour Trust	.....	332,591 14 0	
			514,343 13 7	633,428 17 6	1,147,772 11 1
		Industrial—			
		State Clothing Factory	6,924 13 6	.....	
		State Timber Yard and Depôt, Uhr's Point	27,886 7 0	.....	
		State Motor Garage, Glebe	4,673 19 10	.....	
		State Power Station	3,486 0 0	.....	
		Murrumbidgee Irrigation Areas	179,316 3 7	.....	
		State Sawmills, Craven and Gloucester	24,831 6 3	.....	
		Other—	247,118 10 2	.....	247,118 10 2
Net proceeds of Sale of Land under Section 4 of the Public Instruction Act of 1880	20,924 1 8	Water and Drainage Trusts, &c.	122,577 8 10	10,757 2 10	
		New Public Abattoirs, Homebush Bay	218 12 6	.....	
		Country Towns Water Supplies and Sewerage	129,345 4 7	24 2 8	
		Housing Board—			
		Construction of Roads, Dacey Garden Suburb	6,692 19 9	.....	
		Observatory Hill Resumed Area	100,800 13 8	7,081 4 1	
		Wentworth Irrigation Area	2,055 5 0	.....	
		Government Printer—Plant and Equipment; manufacture of Paper	463 8 3	.....	
			362,153 12 7	17,862 9 7	380,016 2 2
			1,123,615 16 4	651,291 7 1	1,774,907 3 5
Amount appropriated from Consolidated Revenue Account and directed by Parliament to be paid to Public Works Account	4,485,065 0 0	Miscellaneous—			
		Public Buildings and Sites	5,729,188 4 3	600,473 19 11	
		Roads and Bridges	878,967 3 1	525,722 1 5	
		Harbours and Rivers Navigation	787,628 5 6	39,062 19 7	
			7,395,783 12 10	1,165,259 0 11	8,561,042 13 9
		Commonwealth Services—			
Public Schools Property Fund	714 10 8	Government Dockyard, Cockatoo	117,385 11 3	.....	
		Defence Works	32,032 1 10	.....	
			149,417 13 1	.....	149,417 13 1
					10,485,367 10 3
		Balance carried forward to 1922-23	.....	.....	253,136 19 8
£	10,738,504 9 11				£ 10,738,504 9 11

APPENDIX 5.

RAILWAYS LOAN ACCOUNTS—ABRIDGED ACCOUNT CURRENT.

From date of commencement of the Account in 1910 to 30th June, 1922.

Particulars of Receipts.		Amount.	Particulars of Expenditure.	Amount.
Receipts—		£ s. d.	**Net Expenditure—**	£ s. d.
Proceeds of sale of Funded Stock (in Sydney) under Loan (*Railways*) Act, No. 4 of 1910.				
1917 Stock	£170,036 13 8		Duplications—	
1919 Stock	1,561,330 2 5		Main Suburban Line	33,104 14 11
1923 Stock	266,093 1 1		Southern Line	3,443,155 11 5
		1,997,459 17 2	Western Line	1,168,819 16 0
			Northern Line	1,032,461 18 9
			South Coast Line	1,744,941 9 7
				7,422,483 10 8
Act, No. 20 of 1913. 1942-62 Stock		2,791,913 16 0	Rolling Stock	366,890 2 6
				7,789,373 13 2
Act, No. 14 of 1915. Treasury Bills		3,000,000 0 0	Repayment of Loans, 1917 Stock	170,357 0 0
			,, ,, ,, 1919 ,,	1,559,716 0 0
Acts, No. 51 of 1912 and No. 30 of 1914, 1927 Stock		170,357 0 0		
Act No. 51 of 1912. 1924 Stock		1,559,716 0 0		
Total	£	9,519,446 13 2	Total	£ 9,519,446 13 2

APPENDIX 6.

Appropriations for Loan Services and Transactions thereon, to 30th June, 1922.

Service.	Appropriations under Acts of Parliament. (1) £ s. d.	Net Expenditure to 30th June, 1922. (2) £ s. d.	BALANCES. Written off. £ s. d.	BALANCES. Retained for Expenditure, 30th June, 1922. £ s. d.
State Undertakings:—				
Business	146,050,394 18 8	133,428,008 5 5	11,755,461 9 7	866,925 3 8
Industrial	8,906,440 6 3	8,266,912 16 5	324,386 5 2	315,141 4 8
Other	9,444,453 14 1	8,751,576 12 11	349,375 1 2	343,502 0 0
	164,401,288 19 0	150,446,497 14 9	12,429,222 15 11	1,525,568 8 4
Miscellaneous	34,122,327 3 4	27,257,664 6 5	3,840,165 2 11	3,024,497 14 0
	198,523,616 2 4	177,704,162 1 2	16,269,387 18 10	4,550,066 2 4
Commonwealth Services	4,279,820 15 11	3,965,686 17 11	314,133 18 0	.....
Public Works, Queensland	74,761 0 0	49,855 8 6	24,905 11 6	.....
	202,878,197 18 3	181,719,704 7 7	16,608,427 8 4	4,550,066 2 4
Renewals—Loans	65,848,044 8 4	55,901,306 2 3	2,184,220 17 9	7,762,517 8 4
Total £	268,726,242 6 7	237,621,010 9 10	18,792,648 6 1	12,312,583 10 8

RECONCILIATION

With Appropriation

	Column (1) £ s. d.	£ s. d.
Total Appropriations under Acts of Parliament	.....	268,726,242 6 7
Appropriations, as per Public Debt Statement (*page* 178)	269,152,779 13 11	
Add Reappropriations to other services	278,662 12 8	
	269,431,442 6 7	
Deduct Loans, 1842 to 1855, not included	705,200 0 0	
Total Appropriations under Acts of Parliament, *as above*		268,726,242 6 7

With Expenditure.

	Column (2). £ s. d.	£ s. d.	£ s. d.
Net Amount of Loan Expenditure, 30th June, 1922	.....	.....	237,621,010 9 10
Net amount of Loans raised, as per Public Debt Statement (*page* 178)	.....	220,060,639 3 11	
Add Treasury Bills raised for Loan Services, 55 Vic. No. 7	3,983,077 1 9		
,, ,, ,, ,, Act No. 46 of 1899	3,972,506 6 6		
,, ,, ,, ,, ,, ,, 10 of 1900	986,564 10 0		
,, ,, ,, ,, ,, ,, 94 of 1902	3,964,044 9 5		
,, ,, ,, ,, ,, ,, 14 of 1903	249,684 7 6		
,, ,, ,, ,, ,, ,, 8 of 1904	1,901,928 15 0		
,, ,, ,, ,, ,, ,, 31 of 1904	239,100 0 0		
,, ,, ,, ,, ,, ,, 36 of 1905 / ,, ,, 19 of 1907	1,247,812 10 0		
,, ,, ,, ,, ,, ,, 43 of 1910	276,540 0 0		
,, ,, ,, ,, ,, ,, 43 of 1910 / ,, ,, 57 of 1912	1,987,131 5 0		
,, ,, ,, ,, ,, ,, 25 of 1911	1,996,502 10 0		
,, ,, ,, ,, ,, ,, 57 of 1912	2,730,197 10 0		
,, ,, ,, ,, ,, ,, 5 of 1914	3,792,484 0 0		
,, ,, ,, ,, ,, ,, 5 of 1914 / ,, ,, 31 of 1914 / ,, ,, 14 of 1915	7,455,000 0 0		
,, ,, ,, ,, ,, ,, 30 of 1914	2,330,783 14 6		
,, ,, ,, ,, ,, ,, 31 of 1914	984,093 0 0		
,, ,, ,, ,, ,, ,, 56 of 1915	1,129,885 2 8		
,, ,, ,, ,, ,, ,, 73 of 1916	40,069 0 0		
,, ,, ,, ,, ,, ,, 27 of 1919	2,114,704 10 0		
,, ,, ,, ,, ,, ,, 27 of 1920	2,995,493 2 6		
,, Amount short raised under 36 Vic. No. 17, and made good from Consolidated Revenue	175,838 13 1		
		44,553,440 7 11	
,, Debit Balance, 30th June, 1922, General Loan Account		10,461,290 6 9	
		275,075,369 18 7	
Less Treasury Bills retired, 55 Vic. No. 7	4,000,000 0 0		
,, ,, ,, Act No. 46 of 1899	4,000,000 0 0		
,, ,, ,, ,, ,, 10 of 1900	1,000,000 0 0		
,, ,, ,, ,, ,, 94 of 1902	4,000,000 0 0		
,, ,, ,, ,, ,, 14 of 1903	250,000 0 0		
,, ,, ,, ,, ,, 8 of 1904	1,902,900 0 0		
,, ,, ,, ,, ,, 31 of 1904	240,000 0 0		
,, ,, ,, ,, ,, 36 of 1905 / ,, 19 of 1907	1,250,000 0 0		
,, ,, ,, ,, ,, 25 of 1911	2,000,000 0 0		
,, ,, ,, ,, ,, 43 of 1910	277,600 0 0		
,, ,, ,, ,, ,, 43 of 1910 / ,, 57 of 1912	2,000,000 0 0		
,, ,, ,, ,, ,, 57 of 1912	2,750,000 0 0		
,, ,, ,, ,, ,, 5 of 1914	3,800,000 0 0		
,, ,, ,, ,, ,, 30 of 1914	1,998,461 6 8		
,, ,, ,, ,, ,, 31 of 1914	988,000 0 0		
,, ,, ,, ,, ,, 5 of 1914 / ,, ,, 31 of 1914	55,000 0 0		
,, ,, ,, ,, ,, 56 of 1915	1,042,933 6 8		
,, ,, ,, ,, ,, 73 of 1916	30,200 0 0		
,, ,, ,, ,, ,, 27 of 1919	2,096,700 0 0		
,, ,, ,, ,, ,, 27 of 1920	3,000,000 0 0		
,, Immigration Debentures, 1842–1855	705,200 0 0		
,, Amount over raised	67,364 15 5		
		37,454,359 8 9	
Net amount of Loan Expenditure, 30th June, 1922, *as above*			£237,621,010 9 10

APPENDIX 7.

General Loan and Railways Loan Accounts—Net Expenditure.

From commencement of Loan Accounts to 30th June, 1922.

Head of Service.	Amount.		Total.
STATE UNDERTAKINGS—	£ s. d.	£ s. d.	£ s d
BUSINESS—			
Railways and Tramways—			
Railways	91,124,022 10 8		
From Harbours and Rivers, &c., Votes	757,242 11 7		
	91,881,265 2 3		
Tramways	9,967,781 17 3		
		101,849,046 19 6	
Water Supply and Sewerage—			
Metropolitan Water Supply	11,389,446 4 11		
Metropolitan Sewerage	8,242,207 5 1		
		19,631,653 10 0	
Hunter District Water Supply	1,794,007 17 3		
Hunter District Sewerage	656,057 18 2		
		2,450,065 15 5	
		22,081,719 5 5	
Sydney Harbour Trust—			
From Trust's Votes	5,490,162 9 7		
„ Public Works Votes	857,311 2 7		
„ Darling Harbour Wharves Resumptions	3,149,768 8 4		
		9,497,242 0 6	
			133,428,008 5 5
INDUSTRIAL—			
Government Dockyard, Newcastle ...	.....	875,715 3 11	
Rozelle Joinery Works	.....	29,017 4 2	
State Brickworks—			
Homebush Bay	.....	37,960 14 8	
Botany	.....	29,053 17 4	
State Metal Quarries	.....	94,196 15 0	
State Lime Quarry—Establishment ...	.....	13,216 14 4	
State Clothing Factory—Establishment ...	.....	6,710 2 9	
Uhr's Point Timber Yard and Depôt ...	.....	151,821 18 7	
State Cement Works	.....	357 19 8	
State Bakery	.....	10,435 14 11	
State Monier Pipe and Reinforced Concrete Works	.....	17,068 6 4	
State Motor Garage, Glebe	.....	1,609 18 0	
State Trawlers	.....	189,904 2 0	
State Power Station	.....	29,019 8 9	
Murrumbidgee Irrigation Areas	.....	6,741,422 8 9	
State Saw Mills	.....	39,214 0 3	
State Drug Depôt	.....	188 7 0	
			8,266,912 16 5
OTHER—			
Water Conservation and Irrigation—			
Water and Drainage Trusts, &c ...	.....	1,584,431 8 2	
Glebe Island Abattoirs	.....	41,679 15 1	
New Public Abattoirs—Homebush ...	.....	1,522,955 5 10	
Meat Distributing Depôt, Pyrmont ...	.....	42,814 16 3	
Housing Board—			
Housing Fund	985,000 0 0		
Stannumville Settlement	13,000 0 0		
Observatory Hill Resumed Area ...	1,292,660 10 1		
		2,290,660 10 1	
Country Towns Water Supply	2,200,200 1 6		
Country Towns Sewerage	550,322 2 10		
		2,750,522 4 4	
River Murray Commission	.....	436,935 7 9	
Electric Transmission to serve Mittagong, &c.	.....	4,222 19 6	
Hydro-Electric Schemes	.....	15,421 13 3	
Wollongong Electric Light	.....	4,320 2 6	
Wentworth Irrigation Area	.....	10,292 5 7	
Government Printer	.....	50,000 0 0	
			8,754,256 8 4
Carried forward	.....	.....	£150,449,177 10 2

APPENDIX 7—*continued.*

General Loan and Railways Loan Accounts—Net Expenditure—*continued.*

Head of Service.	Amount.			Total.
	£ s. d.	£ s. d.		£ s. d.
Brought forward	.....	.....		150,449,177 10 2
MISCELLANEOUS.				
Public Buildings and Sites—				
Justice—				
Court-houses, Police-stations, and Lockups	533,288 4 10			
Gaols	187,891 14 4			
Mounted Patrol Barracks	15,729 12 5			
New Police Barracks, Redfern	22,000 0 0			
New Water Police Court, Sydney ...	9,483 6 11			
Central Police Court—Site and Buildings	78,000 0 0			
Supreme Court	2,973 6 6			
Law Offices, Chancery Square	1,900 0 0			
Steam Launch, Water Police	2,730 0 0			
Penitentiary, Long Bay	42,333 10 2			
Juvenile Reformatories	19,946 17 9			
Site and Buildings, Boys' Reformatory...	8,295 11 10			
Trial Bay Prison...	33,411 8 4			
		957,983 13 1		
Agriculture—				
Tottenham Wheat-growing	100,301 8 2			
Bulk Handling Wheat	17,750 0 0			
Grain Elevators Construction, &c. ...	2,574,973 2 11			
Forest Vale Estate, Preparation for Share Farmers	24,945 7 9			
Advances to Settlers for Fallowing Land	14,538 3 8			
„ „ Necessitous Farmers ...	585,168 8 9			
Veterinary Station, Glenfield	9,140 19 10			
		3,326,817 11 1		
Lands—Ordinary—				
Blockholders' Loan Fund	2,000 0 0			
Loan to Pastures Protection Boards for purchase of wire-netting, &c. ...	126,721 12 9			
Thinning-out and Improving Forest Reserves and Crown Lands	234,988 11 6			
Advances to Settlers for Wheat-growing	1,161 6 7			
Advances to Settlers in financial difficulties owing to drought, &c.	28,691 9 4			
Returned Soldiers' Settlements—Land, &c.	4,389,230 7 8			
Prickly Pear Eradication on Crown Lands	21,252 12 4			
Animal Industry Depôts	8,258 6 9			
		4,812,304 6 11		
Closer Settlement—				
Purchase Myall Creek Estate	139,000 0 0			
Acquisition of Land—Grant	5,608,000 0 0			
		5,747,000 0 0		
Educational and Scientific—				
Sydney University	255,187 0 2			
Public Schools	1,022,018 4 2			
Sydney Grammar School—Purchase Site	25,000 0 0			
Technical Colleges and Technological Museums	131,212 8 2			
Agricultural Colleges, Farms, and Viticultural Stations	256,363 19 11			
School of Mines—Metallurgical and Assay Works	14,399 8 1			
Free Public Library	24,994 18 5			
Mitchell Library...	15,000 0 0			
Observatory	12,000 0 0			
Australian Museum	57,549 0 6			
National Art Gallery	68,673 15 1			
Board of Health—Instruments and Fittings for New Bacteriological Laboratories	1,500 0 0			
Farm Home for Boys, Gosford	6,811 1 10			
Teachers' Training College	1,061 17 1			
		1,891,771 13 5		
Carried forward	.....	£	16,735,877 4 6	150,449,177 10 2

APPENDIX 7—*continued.*

General Loan and Railways Loan Accounts—Net Expenditure—*continued.*

Head of Service.	Amount.		Total.
	£ s. d.	£ s. d.	£ s. d.
Brought forward	.....	16,735,877 4 6	150,449,177 10 2
MISCELLANEOUS—continued.			
Public Buildings and Sites—continued.			
Charitable Institutions—			
Mental Hospitals	409,035 3 7		
Benevolent Asylums—Liverpool, Newington, and Rookwood...	71,935 10 1		
State Children Relief Department—Purchase "Ormond House" ...	5,800 0 0		
Asylum, Destitute Children	5,000 0 0		
Inebriates' Home	10,973 4 9		
Coast Hospital	20,271 5 5		
Sydney do	63,691 16 9		
Prince Alfred Hospital	85,639 12 8		
Parramatta do	2,699 7 3		
North Shore do	20,000 0 0		
Newcastle do	8,004 10 3		
Children's do	5,000 0 0		
Country Hospitals	39,352 15 7		
Waratah Benevolent Home	1,461 4 7		
Cottage Homes—State Children ..	5,989 10 6		
		754,854 1 5	
Fire Stations	.....	70,645 6 10	
Recreation—			
Domain	850 0 0		
Botanical Gardens	15,512 17 9		
Public Baths, Woolloomooloo Bay ...	2,642 19 6		
Centennial Park—Buildings and Improvements	113 14 6		
Jenolan Caves—Accommodation House	65,590 11 2		
Wombeyan Caves do do	1,233 8 4		
Yarrangobilly Caves do do	4,214 9 10		
Hotel Kosciusko	732 2 5		
The Creel, Thredbo	25 0 0		
Coogee Beach Improvements	1,149 18 10		
Warringah Shire Surf Bathing ...	90 0 0		
Kurnell Accommodation House ..	600 0 0		
Dawes' Point Reserve	240 17 0		
National Park—Buildings and Improvements	5,669 4 2		
		98,665 3 6	
Administrative Establishments—			
Colonial Secretary's and Public Works Offices	152,299 10 10		
Treasury Buildings	70,072 0 11		
Stamps Office—Building and Site ...	12,000 0 0		
Board of Health Offices	9,006 7 11		
Registrar-General's Offices	29,252 10 2		
Mines Department	11 1 5		
Justice Department, and Crown Law Offices	16,261 3 6		
Police, and Prisons Department ...	42,693 8 4		
Lands Department—Head office . .	174,344 12 9		
,, ,, Offices, Grafton, and Goulburn ...	1,825 0 0		
,, ,, Local Land Boards' and District Surveyors' Offices ...	28,186 1 2		
Public Instruction Department ...	65,473 3 8		
New Offices, Department of Agriculture	6,939 0 2		
Stores Supply Building	5,018 2 2		
		613,382 3 0	
Carried forward ... £	.....	18,273,423 19 3	150,449,177 10 2

APPENDIX 7—*continued.*

General Loan and Railways Loan Accounts—Net Expenditure—*continued.*

Head of Service.	Amount.		Total.
	£ s. d.	£ s. d.	£ s. d.
Brought forward	.....	18,273,423 19 3	150,449,177 10 2
MISCELLANEOUS—continued.			
Public Buildings and Sites—continued.			
Sundry Works and Services—			
Parliament House	20,317 12 3		
Mortuary, Sydney and Necropolis ...	12,548 13 7		
Royal Mint	11,677 0 1		
Government House	10,740 0 0		
"Hill View," Governor's Country Residence	800 0 0		
Central Electric Light Station—Plant, &c.	11,556 7 0		
Governor Phillip's Statue—Foundations	997 18 2		
Buildings, Martin-place...	10 19 4		
Mercantile Explosives — Purchase of Launch	614 7 4		
Compensation, Sale, or Lease, Mining Act	5,150 9 3		
Land, Neild Avenue, Paddington, Act No. 23 of 1909	500 0 0		
Waterside Workers' Institute	6,000 0 0		
Royal Naval House	4,750 0 0		
Government Printing Office, Building and Machinery	62,597 9 0		
Colonial Stores	15,000 0 0		
Land, Phillip and Bridge streets ...	20,853 0 0		
Board of Health—Disinfecting Station, and Machinery	1,484 3 9		
Motor Garage, and Timber Yard, Cumberland-street	90 12 6		
New Store Depôt at Leichhardt ...	24,692 9 5		
Do (*Stock*)	75,000 0 0		
Land at Rhodes...	5,031 2 5		
Loyalist Volunteers' Lodging House ...	13,229 18 9		
Cottage, Long Bay, Resumed Properties	300 0 0		
Public Works, Services, Other Departments, &c.	5,000 0 0		
		308,942 2 10	
			18,582,366 2 1
Harbours and Rivers Navigation—			
Improvements to Harbours and Rivers	4,206,561 4 1		
Wharves, Docks, and Appliances, &c.	2,473,067 15 2		
		6,679,628 19 3	
Less transferred to Sydney Harbour Trust	.....	901,430 11 2	
			5,778,198 8 1
Roads and Bridges—			
Roads—Ordinary	.....	409,482 15 2	
Bridges	.....	1,747,053 11 0	
Punts	.....	28,670 0 5	
			2,185,206 6 7
Darling Harbour Wharves Resumptions— (*Balance transferred to Sydney Harbour Trust, &c.*) — Miscellaneous	... .	.....	50,001 2 2
Immigration	.....	.....	569,930 0 0
Norton Griffiths & Co., Agreement—			
General Expenses, Commission, &c. ...	.....	81,282 12 1	
Store Advance Account	.....	8,000 0 0	
			89,282 12 1
Total, State Services	.....	....	177,704,162 1 2
COMMONWEALTH SERVICES	.....	3,965,636 17 11	
PUBLIC WORKS, QUEENSLAND (*prior to separation from New South Wales on 10th December, 1859*) ...	.....	49,855 8 6	4,015,542 6 5
Total, all Works, and Services	.....	.....	£181,719,704 7 7
RENEWAL OF LOANS	.....	.....	£ 55,901,306 2 3
Grand Total	.....	.....	£237,621,010 9 10

APPENDIX 8.

Reconciliation of the totals of Capital, Working Expenses, and Earnings, 1921–22, of the Railways and Tramways, as quoted in the **Report of the Chief Commissioner,** with the **Audited Statements** of the **Treasurer :—**

Loan Capital Account—Railways and Tramways.

Railways, Railway Commissioners' Report, **page 13**	£84,892,941	
Tramways, ,, ,, ,, ,, **19**	9,458,277	
		£94,351,218
Add—		
Outstandings—Sundry Debtors, 30th June, 1922	.....	54,415
As per Auditor-General's Report (*page* 25)	.....	**£94,405,633**

Working Expenses—Railways and Tramways

Working Expenses, Railway Commissioners' Report, **page 1**		£14,131,918	
Less—			
Outstanding Claims, Sundry Creditors, 30th June, 1922	£103,441		
Wages, &c., not charged by Treasury until 1922-23	278,669		
		382,110	
			13,749,808
Add—			
Outstanding Claims, Sundry Creditors, 30th June, 1921, included in Public Accounts, 1921–22		194,214	
Credits on account of Sales treated by Treasury as Revenue Receipts—Credited at Treasury, 1921–22		162,579	
Amount on account of services performed for private persons—Sundry Debtors		13,795	
Repayments, not credited at Treasury until July, 1922		2,181	
,, taken by Treasury to credit of Consolidated Revenue Account—Unclassified Receipts		419	
Wages, not charged by Commissioners until 1922-23		465,005	
			838,193
As per Auditor-General's Report (*page* 25)		.....	**£14,588,001**

Earnings—Railways and Tramways.

Earnings—Railway Commissioners Report, **page 1**			£18,823,154
Less—			
Outstandings—Sundry Debtors, 30th June, 1922		431,367	
Refunds—			
Amount paid by Treasury	168,395		
,, passed by Commissioners	164,713		
		3,682	
			435,049
			£18,388,105
Add—			
Outstandings—Sundry Debtors, 30th June, 1921, included in Revenue Receipts 1921–22, by Commissioners in 1920–21		467,303	
Credits on account of sales taken by Treasury as Revenue Receipts, by Commissioners to Credit of Working Expenses		162,579	
Repayments taken by Treasury to credit of Revenue, by Commissioners to Working Expenses in 1920–21—Sundry Debtors		127,096	
			756,978
As per Auditor-General's Report (*page* 25)			**£19,145,083**

APPENDIX 9.

Defaulters, 1921–22.

Name.	Position.	Department or Office.	Deficiency. Amount.	Recovered. Amount.	Recovered. Source.	Punishment or Result.
Defaulters reported by Inspection Branch Staff :—			£ s. d.	£ s. d.		
Wallis, S. J.	Foreman	Byron Bay Soldiers' Settlement	83 1 10	83 1 10	Wallis	Dismissed.
Westley, W. R.	Manager	Bilambil Soldiers' Settlement	135 8 0	135 8 0	Treasury Guarantee Fund	Resigned previously.
M'Donald, L.	Storekeeper	Kentucky Soldiers' Settlement	84 0 0	84 0 0	M'Donald	do
Wilkins, A. W.	Manager	Walhallow Aborigines Station	46 12 6	2 0 0	Wilkins	Wilkins now deceased.
Steele, C. C.	Clerk	Dubbo Foresters' Office	77 5 11	77 5 11	Restitution	Dismissed.
Moore, W. R.	First Clerk	Legislative Assembly	102 5 8	102 5 8	do	Resigned.
Brennan, A. C.	Treasurer	Crookwell Hospital	72 19 6	72 19 6	do	
Brown, R. J.	Secretary	Balranald Hospital	70 6 6	70 6 6	do	No action taken.
Lansdowne, A. S.	do	Goulburn School of Arts	1,029 15 9	250 0 0	do	Sentenced 4 years hard labour.
de Warren, E. G.	do	Berrima Pastures Protection Board	27 4 4	27 4 4	do	Dismissed.
Francis, L. A.	do	Warialda do do	655 10 8	.....	.....	Deceased.
Bridge, D. I.	do	Narrabri do do	484 8 4	.....	.....	Awaiting trial.
Fulton, A. F.	do	Gundagai do do	428 3 6	421 2 2	Fulton	No action.
Holswich, C. A.	Manager	Penrith Irrigation Area	6 0 0	6 0 0	Holswich	Dismissed.
Perrin, E. A.	Clerk	Taree Railway Station	51 16 1	51 16 1	Restitution	do
			3,354 18 7	1,383 10 0		
Defaulters reported by other Departments :—						
Unknown	.....	Government Savings Bank—Head Office	40 0 0	40 0 0	Guarantee Fund.	
M'Donald, R. C.	Temporary Clerk	do do do	629 0 0	229 17 0	Recovered	To appear for sentence if called upon within 3 years, and to enter a bond to refund Bank the sum of £400 by payments of £8 per month.
				399 3 0	Guarantee Fund	
Young, E. R.	Clerk	do do do	5 7 11	5 7 11	Restitution	Dismissed. (Balance from 1920–21).
Teege, D. M. R.	Teller	do do —Ashfield	3,061 6 2	3,061 6 2	Guarantee Fund	Sentenced 2 years' hard labour.
M'Dougall, J. B.	Stock and Station Agent.	Dyraaba Soldiers' Settlement—Agistment Moneys.	1,108 14 3	450 0 0	Restitution	No action.
Butler, T. J.	Station-master	Broken Hill Railway Station	84 12 5	84 12 5	do	Sentenced 12 months' hard labour, to be suspended on making restitution.
Beahan, A. J.	Junior Porter	Wyong Railway Station	0 2 2	0 2 2	do	Dismissed.
Burns, W. F.	do	Newcastle Railway Station	0 2 3	0 2 3	Order of the Court	Sentenced 1 month's hard labour. Dismissed.
Boyd, R. T.	do	Wollstonecraft Railway Station	1 5 9	1 5 9	Restitution	Fined £5 and dismissed.
Bissell, S.	Junior Clerk	Roseville Railway Station	3 0 0	3 0 0	do	Dismissed.
Crawford, H.	Clerk	Chief Accountant's Office	1,916 6 4	2 7 10	Salary	Sentenced 18 months' hard labour.
				1,500 0 0	Treasury Guarantee	
Cloutt, G. L.	Junior Porter	Granville Railway Station	0 5 7	.....	.....	To come up for sentence if called within 6 months, and dismissed.
Hull, C. T.	do	do do	0 5 7	.....	.....	
Markham, R.	do	do do	0 5 7	.....	.....	
Cruickshank, F.	Junior Clerk	Canterbury	12 19 6	12 19	Salary withheld and restitution.	Dismissed.
Cooper, F. M.	Clerk	Eskbank Railway Station	4 15 10	.....	.....	Left service, amount written off.
Cansdell, E. E.	Junior Porter	Lake Cargellico Railway Station	7 0 0	5 0 0	Collected by Investigation Branch.	Fined £2 and dismissed.
				1 0 0	Staff fine	
Duffy, W. C.	Ticket Collector	Newcastle	1 8 1	1 8 1	Order of the Court	Sentenced to three months' hard labour and dismissed.
Darby, R. E.	Clerk	Railway and Tramway Construction Branch.	2,177 13 3	16 2 8	Salary withheld.	Sentenced to 18 months' hard labour and dismissed.
				0 7 6	Darby	
Dixon, T. J.	Junior Porter	Murrumburrah Railway Station	0 3 1	.....	.....	Dismissed.
Durrant, L. R.	Junior Clerk	Cnatswood Railway Station	20 9 5	20 9 5	Paid by father	do
Dwyer, E.	Night Officer	Molong Railway Station	6 9 0	6 9 0	Restitution	do
Eslick, E. J.	Junior Porter	Spring Hill Railway Station	0 2 4	0 2 4	do	do
Frawley, W. G.	Junior Clerk	Ashfield Railway Station	2 15 5	2 15 5	do	To come up for sentence if called within 12 months and dismissed.
Grace, —	Junior Porter	Wyong Railway Station	2 12 10	2 12 10	do	Dismissed.
Gilbert, R. B.	Clerk	Sydney Railway Station	0 2 7	0 2 7	do	do
Hetherington, H.	Junior Porter	Warrawee Railway Station	5 18 10	5 18 10	Order of the Court	Sentenced to 3 months' hard labour and dismissed.
Harvey, H. T.	Ticket Collector	Sydney	1 13 9	1 13 9	do do	Sentenced to 2 months' hard labour and dismissed.
Hunt, H. R.	Junior Clerk	St. Peters Railway Station	3 3 0	3 3 0	Restitution	Dismissed.
Ingersole, L.	Junior Porter	Eskbank Railway Station	0 2 9	.....	.....	do
Johnson, H. J.	do	Sydney	2 5 7	2 5 7	Restitution	Fined £5 and dismissed.
Lindsay, E. K.	do	Mt. Victoria Railway Station	0 7 0	0 7 0	do	Dismissed.
Leigh, W.	Clerk	Sydney Railway Station	8 1 7	1 11 7	Salary	To come up for sentence if called within 12 months and dismissed.
				6 8 7	Order of the Court	
Matchett, J.	Senior Shunter	Bullock Island	10 5 4	10 5 4	do do	£10 or 2 months' hard labour and dismissed.
M'Lennan, W.	Porter	Redfern Railway Station	0 7 0	0 7 0	do do	Sentenced to 3 months' hard labour and dismissed.
Mendham, J.	Junior Porter	Oram Railway Station	13 0 0	13 0 0	Restitution	Fined £3 and dismissed.
Moroney, P. W.	do	Griffith Railway Station	7 16 9	2 2 3	do	Dismissed.
Mapper, S. H.	Junior Clerk	Ashfield Railway Station	29 13 1	29 13 1	do	do
Nicholls, R. F.	do	Bulli Railway Station	38 18 2	38 18 2	do	do
Owen, T.	Clerk	Gunnedah Railway Station	465 11 2	.....	.....	To come up for sentence if called upon within 3 years. To pay £465 11s. 2d. within 12 months. Dismissed.
O'Neill, J. J.	Guard	Richmond	31 15 9	.....	.....	To come up for sentence if called within 12 months and pay £32. Dismissed.
O'Connor, J. P.	Porter	Sutherland Railway Station	0 1 1	.....	.....	Dismissed.
Robinson, C.	Ticket Collector	Newcastle	0 8 10	0 8 10	Order of the Court	Sentenced to 2 months' hard labour and dismissed.
Silkman, —	Porter	,,	0 4 1	0 4 1	do do	Sentenced to 2 months' hard labour and dismissed.
Shuttleworth, H.	Guard	Lithgow	0 3 0	.....	.....	Dismissed.
Scott, J. G.	Junior Porter	St. Leonards Railway Station	6 15 11	2 9 1	Wages withheld	Fined £3 and dismissed.
Stephens, C. H.	Night Officer	Artarmon Railway Station	266 3 5	.....	.....	These two employees now awaiting trial.
Clarke, F. J.	Junior Porter	,, ,,				
Trimble, E. H.	do	Blackheath Railway Station	0 3 6	.....	.....	Dismissed.
Vickery, B. B.	Guard	Molong	0 3 0	0 3 0	Restitution	do
Waring, L. R.	Junior Porter	Ashfield Railway Station	1 0 7	1 0 7	do	do
		Totals £	13,336 7 1	7,350 3 7		

APPENDIX 10.

SURCHARGES raised under the 47th Section of the Audit Act, 1902, during the year 1921–1922.

INSPECTION BRANCH.

Department.	Amount Recovered.	Total.
	£ s. d.	£ s. d.
Legislative Assembly	.....	102 5 8
Chief Secretary:—		
Aborigines	2 2 0	
Police	4 2 0	
Hospitals	148 19 6	
Fire Board	17 8 10	
		172 12 4
Treasury:—		
Stamp Duties Office	324 5 1	
Totalizator	0 3 0	
		324 8 1
Justice:—		
Justice Department	4 2 4	
Clerks of Petty Sessions	70 10 9	
Prisons	0 0 8	
Public Trustee	225 0 0	
		299 13 9
Public Instruction:—		
Conservatorium	1 18 8	
Schools of Arts	250 15 0	
		252 13 8
Labour and Industry Department	.....	1 0 0
Carried forward ..... £	.....	1,152 13 6

Department.	Amount Recovered.	Total.
	£ s. d.	£ s. d.
Brought forward		1,152 13 6
Agriculture:—		
Pastures Protection Boards and Stock Inspectors	.....	452 13 3
Lands:—		
Returned Soldiers' Settlement Branch	.....	302 9 10
Works Department	.....	0 7 6
Mines Department:—		
Mining Wardens	.....	0 1 0
Forestry Commission:—		
Forest Guards	0 7 6	
Dubbo Forestry Office	77 5 11	
		77 13 5
Water Conservation and Irrigation Commission:—		
Penrith Irrigation Area	.....	6 0 0
Railways	.....	61 15 2
Total ..... £	.....	2,053 13 8

Outstanding Accounts.

	£ s. d.
Justice Department	23 11 8
Public Instruction Department	0 1 4
	£23 13 0

REVENUE BRANCH.

	£ s. d.	£ s. d.
Treasury:—		
Navigation Department per Customs Department	2,945 10 2	
Auction Sales, &c.	11 4 0	
Conditional Purchases	644 1 3	
Leases	23 16 9	
Suburban Holdings	4 15 8	
Mining Leases	20 8 8	
Publicans' Licenses	0 1 1	
Section 37, Local Government Act	2 7 2	
Western Leases	292 17 9	
Closer Settlement Purchases	273 16 2	
Carried forward ..... £	.....	4,218 18 8

	£ s. d.	£ s. d.
Brought forward	.....	4,218 18 8
Lands:—		
Annual Leases	.....	0 3 0
Agriculture:—		
Farms	.....	20 0 0
Public Instruction:—		
Conservatorium of Music	.....	0 1 0
Totalizator	.....	2 18 0
Total ..... £	.....	4,242 0 8

Industrial Undertakings.

REVENUE.

Undertaking.	Surcharge Raised.	Recovered.	Waived.
	£ s. d.	£ s. d.	£ s. d.
Water Conservation and Irrigation Commission	233 4 4	233 4 4	.....
Metal Quarries	126 2 2	126 2 2	.....
State Brickworks	0 11 1	0 11 1	.....
Tourist Bureau	28 15 7	28 15 7	.....
£	388 13 2	388 13 2	.....

EXPENDITURE.

Undertaking.	Surcharge Raised.	Recovered	Waived.
	£ s. d.	£ s. d.	£ s. d.
Water Conservation and Irrigation Commission	163 19 1	163 16 4	0 2 9
Building Construction	3 17 2	3 15 2	0 2 0
Metal Quarries	17 2 7	14 13 1	2 9 6
State Timber Yards	0 11 5	0 11 5	.....
Dockyard, Newcastle	35 17 11	25 0 0	10 17 11
Monier Pipes Works	0 12 8	0 3 8	0 9 0
State Bakery	1 9 2	1 9 2	.....
State Motor Garage	0 10 0	0 10 0	.....
Tourist Bureau	2 11 6	1 2 0	1 9 6
State Sawmills	13 14 5	13 14 5	.....
Drug Depôt	0 7 4	0 7 4	.....
£	240 13 3	225 2 7	15 10 8

APPENDIX 10—*continued.*

SURCHARGES raised under the 47th Section of the Audit Act, 1902.—*continued.*

Department.	Amount of Surcharge.	Recovered and Recredited to Vote, Revenue, or other Accounts.	Explained, Written off, or Outstanding.
Excess Disbursements Recovered, 1921-1922.			
Expenditure Branch.			
Premier:—	£ s. d.	£ s. d.	£ s. d.
The Secretary	0 19 8	0 19 8	.....
Colonial Secretary and Public Health:—			
Under Secretary	56 16 2	3 11 8	53 4 6
Director-General of Public Health	81 0 9	70 11 10	4 3 2 6 5 9*
Secretary, Aborigines Protection Board	1 12 10	1 12 10	.....
Inspector-General of Police	3 14 0	3 14 0	.....
Inspector-General of Mental Hospitals	51 17 5	34 4 1	0 10 0 0 3 4* 17 0 0†
Treasury:—			
Under-Secretary for Finance and Trade	6 12 9	6 12 9	.....
Secretary and Executive Member, Stores Supply Department	33 13 11	22 14 1	10 19 10
Government Printer	0 5 3	0 5 3	.....
Manager, Resumed Properties, and Housing Board	15 19 5	14 10 3	1 9 2
Secretary, Sydney Harbour Trust	7 7 6	7 7 6	.....
Commissioner for Stamp Duties	0 1 1	0 1 1	.....
Superintendent, Explosives	0 9 0	0 9 0	.....
Superintendent, Navigation	3 0 7	3 0 7	.....
Commissioner, Taxation	3 0 0	3 0 0	.....
Railways and Tramways :—			
Chief Commissioner	53 19 11	52 8 5	1 8 6 0 3 0*
Attorney-General and Justice:—			
Under Secretary	1 11 0	1 11 0	.....
Comptroller-General of Prisons	5 15 0	3 18 10	1 16 2
Public Service Board	0 7 3	0 7 3	.....
Registrar General	1 7 3	1 7 3	.....
Public Works :—			
Under Secretary	83 0 2	79 0 3	3 9 8 0 10 3*
President, Metropolitan Board of Water Supply and Sewerage	0 16 8	.....	0 16 8
Lands :—			
Under Secretary	14 10 2	13 6 5	1 3 9
Commissioner of Forests	9 13 2	4 15 8	4 17 6
Secretary, Western Land Board	2 0 0	2 0 0	.....
Chairman, National Park Trust	0 12 6	0 12 6	.....
Chairman, Kuring-gai Chase Trust	2 8 0	2 8 0	.....
Executive Officer, Rural Industries Board	289 1 8	20 0 2	269 1 6*
Director, Soldiers' Settlements	38 15 8	38 7 5	0 8 3
Public Instruction :—			
Under Secretary	30 4 8	9 12 9	20 0 6 0 11 5*
President, State Children Relief Board	48 7 8	28 17 9	17 3 6 2 6 5†
Curator, Australian Museum	1 13 10	1 13 10	.....
Trustees, National Art Gallery	1 19 2	1 19 2	.....
Superintendent, Farm Home for Boys, Gosford	1 18 3	1 9 3	0 9 0
Labour and Industry:—			
Under Secretary	8 4 3	6 1 11	2 2 4
Mines:—			
Under Secretary	3 9 0	3 4 11	0 4 1
Local Government:—			
Under Secretary	1 3 1	1 3 1	.....
Agriculture:—			
Under Secretary	5 7 7	4 11 9	0 6 0 0 9 10*
Parliamentary Reporting Staff:—			
Principal Shorthand Writer	0 1 3	0 1 3	.....
Totals £	872 17 6	451 13 5	421 4 1

SUMMARY OF RECOVERIES.

	£ s. d.
Inspection Branch	2,053 13 8
Wheat Board Staff	5,186 1 4
Industrial Undertakings Branch	613 15 9
Expenditure Branch	451 13 5
Revenue Branch	4,242 0 8
Total £	**12,547 4 10**

* Items under consideration which may be recovered. † Items being recovered.

APPENDIX 11.

Authorities granted by the Governor-in-Council, under Sections 49 and 51 of Audit Act, 1902, for relief of Accounting Officers **from Surcharge**, and for the Allowance of Expenditure **without Written Vouchers, or Vouchers defective**, 1921-22.

Department.	Amount.	Year of Service.	No. of Executive Council's Minute.	Particulars.	Why Relief Granted.
		REVENUE.			
Premier—	£ s. d.				
Secretary	64 6 0	1918-20	19	Value of Advertising	Irrecoverable.
,,	130 0 0		15	Monetary Assistance	,,
,,	1 10 0	1919-20	15	,, ,, (Influenza Epidemic)	,,
,,	8 3 9	,,	4	,, ,, (Cost of Cables)	,,
,,	5 7 10	1920-21	19	Value of Materials supplied	,,
,,	2 0 0	1921-22	26	Monetary Assistance	,,
,,	1 12 0	,,	24	,, ,, (Cost of Cables)	,,
,,					
Treasury—					
Taxation	1,126 11 5	1917-18	4	Stolen Cheques	,,
Stores Supply	6 13 0	Various.	8	Hire of Streamers, &c.	,,
,,	13 17 9	1920-21	22	,, Flags	,,
,,	5 5 0	1921-22	24	,, ,,	,,
Navigation	14 2 9	1916-19	13	Rents	,,
Resumed Properties, and Housing Board	58 18 6	1920-21	15	,,	,,
,, ,,	9 0 6	1921-22	29	,,	,,
Sydney Harbour Trust	40 10 2	1920-21	44	,,	,,
Government Printer	9 12 6	1917-18	4	Bad Debts	,,
,, ,,	3 0 6	1921-22	2	,,	,,
Commissioner of Stamp Duties	2 0 0	,,	17	Stamps destroyed by Fire	,,
,, ,, ,,	1 5 0	,,	30	,, ,,	,,
,, ,, ,,	1 5 0	,,	19	,, ,,	,,
,, ,, ,,	5 0 0	,,	47	,, ,,	,,
Public Works—					
Commissioner for Railways	1,163 10 7	1918-20	38	Freight	,,
,, ,,	8 18 3	1919-20	3	,,	,,
,, ,,	129 3 11	,,	25	Collections unaccounted for—result of Fire	,,
,, ,,	10 11 3	1920-21	36	Burglary	,,
,, ,,	454 9 0	,,	43	Special Credits (Storage, Demurrage, &c.)	,,
,, ,,	1,488 5 0	,,	39	,, ,, ,,	,,
,, ,,	48 1 5	,,	41	,, ,, ,,	,,
,, ,,	4 0 9	,,	44	Shortage in Accounts	,,
,, ,,	30 0 0	,,	41	Burglary	,,
,, ,,	988 4 3	,,	38	Special Credits (Storage, Demurrage, &c.)	,,
,, ,,	5 0 10	1921-22	15	Cash-bag stolen	,,
,, ,,	4 5 11	,,	22	Burglary	,,
,, ,,	1 0 0	,,	18	Remittance-bag tampered with	,,
,, ,,	5 13 11	,,	22	Burglary	,,
,, ,,	4 7 5	,,	18	,,	,,
,, ,,	10 4 4	,,	24	Value letter stolen	,,
,, ,,	3 8 9	,,	13	Burglary	,,
,, ,,	1 18 3	,,	28	,,	,,
,, ,,	13 2 7	,,	15	,,	,,
,, ,,	4 15 10	,,	32	Losses in booking	,,
,, ,,	504 0 10	,,	28	Special Credits (Storage, Demurrage, &c.)	,,
,, ,,	1,143 10 9	,,	9	,, ,, ,,	,,
,,	413 18 6	,,	24	Embezzlement	,,
Department of Education—					
Under Secretary	11 10 0	Various.	11	Rent	,,
,,	14 14 8	,,	23	,,	,,
,,	2 14 2	,,	23	,,	,,
,,	1 0 4	1921-22	28	,,	,,
State Children Relief Department	255 8 6	Various.	31	Arrears of Maintenance	,,
,, ,, ,,	805 4 2	,,	25	,, ,,	,,
,, ,, ,,	16 15 0	,,	36	,, ,,	,,
,, ,, ,,	419 6 7	,,	10	,, ,,	,,
,, ,, ,,	430 13 7	,,	51	,, ,,	,,
,, ,, ,,	911 17 8	,,	34	,, ,,	,,
,, ,, ,,	359 17 9	,,	37	,, ,,	,,
Chief Secretary's Department—					
Police	60 12 9	1920-21	5	Collections stolen	,,
State Trawlers	33 18 7	Various.	38	Bad Debts	,,
State Industrial Enterprises—					
State Drug Depôt	2 11 8	1920-21	17	Value of Goods supplied	,,
Attorney-General and Justice—					
State Bakery	5 12 11	,,	50	,, ,,	,,
Mines—					
Under Secretary	31 2 9	1916-17	45	Prospecting Aid and Costs	,,
Labour and Industry—					
Under Secretary	68 1 9	Various	47	Value of Bad Debt	,,
,,	490 3 7	,,	14	Assistance advanced to Unemployed	,,
,,	1 4 6	1920-21	42	Remittance los	,,
Lands—					
Returned Soldiers' Settlement Branch	219 8 8	Various.	19	Advances to soldiers	,,
,, ,, ,, ,,	170 1 5	,,	13	,, ,,	,,
,, ,, ,, ,,	73 19 0	1921-22	19	,, ,,	,,
,, ,, ,, ,,	84 16 2	,,	20	,, ,,	,,
,, ,, ,, ,,	20 3 8	,,	21	Bad debts	,,
,, ,, ,, ,,	1 9 7	,,	22	Interest	,,
					,,
Forestry Commission—					
Secretary	3 5 5	1919-20	46	Royalty on timber	,,
,,	7 9 0	Various.	22	,, ,,	,,
,,	5 0 0	,,	34	Rent	,,

APPENDIX II—*continued.*

Department.	Amount.	Year of Service.	No. of Executive Council's Minute.	Particul	Why Relief Granted.
			REVENUE—*continued.*		
Agriculture—	£ s. d.				
Rural Industries Board	3 0 0	1914-15	27	Seed wheat	Irrecoverable.
,, ,, ,,	49 4 0	1919-20	27	,, ,,	,,
,, ,, ,,	1 1 1	,,	32	,, ,,	,,
,, ,, ,,	29 13 6	,,	13	,, ,,	,,
,, ,, ,,	27 10 2	,,	24	Fodder	,,
,, ,, ,,	3 0 0	1921-22	27	Seed wheat	,,
,, ,, ,,	18 11 0	,,	22	,, ,,	,,
Water Conservation and Irrigation Commission	135 6 8	Various.	14	Forfeited farm	,,
,,	7 6 4	,,	14	Forfeited town blocks	,,
,,	27 2 3	,,	42	Various small accounts	,,
,,	36 7 3	,,	25	Forfeited farm	,,
,,	4 2 4	1919-20	39	Train ticket to employee	,,
,,	1 6 0	1920-21	4	Value of goods supplied	,,
,,	2 17 0	1921-22	11	Hospital sustenance to employee	,,
,,	13 0 0	,,	30	Rent	,,
,,	2 1 6	,,	19	Forfeited block	,,
,,	9 15 0	,,	17	Damage to Commission's property	,,
,,	4 0 0	,,	51	Board and lodging of employee	,,
,,	27 18 2	Various.	49	Forfeited farm	,,
,,	33 3 0	1921-22	25	Bad debt	
			DISBURSEMENTS.		
Premier—	£ s. d.				
Secretary	48 0 0	1920-21	49	Entertainment of Sir Ross and Sir Keith Smith	Acquittanees dispensed with.
Treasury—					
Under Secretary	42 13 4	1918-19	46	Tram tickets (Veterans' Home)	Certificates dispensed with.
Resumed properties, and Housing Board	4 7 5	1919-20	5	Shortage O.S. postage stamps	Irrecoverable.
Imperial pensions	5 9 3	1920-21	36	,, ,, ,, ,,	Relief from surcharge.
Government Printer	1 1 3	1921-22	2	Deficiency Warehouseman's stores	Irrecoverable.
Chief Secretary—					
Under Secretary	54 0 8	Various.	36	Influenza Administrative Committee	Acquittances dispensed with.
,, ,,	4 16 0	,,	36	,, ,, (double payment)	Irrecoverable.
,, ,,	4 3 0	,,	36	,, ,, ,,	,,
,, ,,	0 2 6	,,	36	,, ,, (overpayment)	,,
Aborigines' Protection Board	44 12 6	1920-21	23	Stores deficiency	,,
Under Secretary	193 5 6	1921-22	51	Influenza epidemic—equipment lost	,,
,, ,,	373 17 9	,,	51	,, ,, ,, ,,	,,
Public Works—					
Railways	55 15 11	1920-21	21	Wages	,,
,,	5 18 7	1921-22	30	,,	,,
,,	2 5 6	,,	34	Good conduct pay	Acquittances dispensed with.
State Brickworks	15 7 10	1917-18	3	Overpayment	Irrecoverable.
Attorney-General and Justice—					
Clerk of the Peace	5 0 9	1921-22	3	Shortage O.S. postage stamps	Relief from surcharge.
Public Instruction—					
Under Secretary	1 12 4	1920-21	39	Overpayment	Irrecoverable.
,, ,,	5 16 0	,,	12	,,	,,
State Children Relief Department	147 9 4	Various.	47	Maintenance overpayments	,,
,, ,, ,, ,,	3 12 10	1921-22	37	,, ,,	Acquittance dispensed with.
Labour and Industry—					
Under Secretary	1 9 1	1921-22	26	Shortage O.S. postage stamps	Irrecoverable.
Lands—					
Soldiers' Settlement	16 0 0	1921-22	25	Van stolen	,,
Forestry Commission	8 15 10	,,	17	Shortage O.S. postage stamps	,,
,, ,,	720 7 6	1920-21	26	Mr. Helm's travelling expenses abroad	Acquittances dispensed with.
Agriculture—					
Under Secretary	8 0 4	1921-22	23	Goods lost in transit	Irrecoverable.
Water Conservation and Irrigation Commission	5 9 5	,,	23	Wages	Defective voucher allowed.
,,	25 18 9	191	14	Overpayment	Relief from surcharge.

APPENDIX 12.

Transfer of Appropriations during 1921-22, AUTHORISED BY MINUTE OF THE GOVERNOR AND EXECUTIVE COUNCIL, under Section No. 34 of the Audit Act, 1902.

Item No.	Vote Increased.	Original Amount of Vote.	Increased by—	By Transfer from— Item No.	By Transfer from— Vote.	No. of Executive Council Minute.
	The Premier—	£	£			
14	Motor-cars—Expenses of Upkeep and Salaries, Allowances, &c., of Drivers other than those who are members of the Police Force.	3,500	1,000	20	Anzac Memorial Hall of Fame— Subsidy. Initial sum (re-vote). ...	15
	The Treasury—					
146	To pay Officers of the Treasury Department who may be granted extended leave of absence prior to retirement.	2,500	800	151	Commissioners for Railways—To meet cost of fares of Sailors and members of A.I.F. and their relatives on their return from active service. ...	20
	Chief Secretary—					
50	Maintenance, Transmission of destitute persons within and beyond the State, Charitable Relief, &c.	125,000	10,000	61	Lunacy ...	23
	Public Health—					
66	Baby Clinics and Baby Hospitals	16,000	4,000	110	To provide Outfits of Infants' Clothing in necessitous cases. ...	18
63	Dental Board	645	180	97	Special Grants to Hospitals, &c.	18
40	Incidental, Unforeseen and Petty Expenses, Freight, Insurance, &c.	10,000	2,000	110	To provide Outfits of Infants' Clothing in necessitous cases. ...	18
40	,, ,,	10,000	300	97	Special Grants to Hospitals, &c. ...	26
	Attorney-General and Justice—					
161	Master-in-Equity—Contingencies	4,376	50	157	Department of Attorney-General and Justice—Contingencies. ..	20
169	Coroners' Contingencies	4,404	200	170	Petty Sessions—Contingencies ...	24
	Public Instruction—					
287	School of Arts—Building Subsidies	100	4/3/8	284	In aid of Educational Institutions, &c. ...	12
	Mines.					
307	Miscellaneous Services — Ambulance Classes.	100	100	309	Miscellaneous Services—Crushing Batteries. ...	6
308	To promote the prospecting for Gold and other materials, &c.	8,000	700	309	Miscellaneous Services—Crushing Batteries. ...	21
303	Department of Mines—Contingencies...	750	200	306	Administration of the Act for the Regulation of Coal Mines and Collieries. ...	23
308	To promote the prospecting for Gold and other materials, &c.	8,000	500	324	Grain Elevators	25
	Agriculture—					
326	Stock, Brands, and Pastures Protection—Contingencies.	92,133	6,000	324	Grain Elevators	7
333	To organise and subsidise an Agricultural Bureau and Branches; also Herd Testing Associations.	900	200	360	To pay Officers of the Department of Agriculture on extended leave prior to retirement. ...	17
326	Stock, Brands Contingencies	92,133	3,000	324	Grain Elevators—Contingencies	18
326	,, ,,	92,133	3,500	324	,, ,, ,, ...	20
348	To meet travelling expenses of Pastures Protection Inspectors, &c.	250	50	324	,, ,, ,, ...	22
333	To organise and subsidise an Agricultural Bureau, &c.	900	200	360	To pay Officers of the Department of Agriculture on extended leave prior to retirement. ...	23
326	Stock, Brands, and Pastures Protection Contingencies.	92,133	1,000	324	Grain Elevators	23
352	To meet claims of Pastures Protection Inspectors, transferred, &c.	100	50	324	,, ,, ...	23
374	To meet outstanding expenses *re* Royal Commission of Inquiry into the Sale of Wheat, &c.	2,000	1,950	324	,, ,, ...	24
	Forestry.					
226	Towards cost of manufactured timber and other timber specimens for Museum of Economic Forestry.	50	50	224	Forestry Commission — Contingencies. ...	25
228	To provide for the payment of premiums of insurance of employees of Forestry Commission under Workmen's Compensation Act, 1916.	750	804	224	Forestry Commission — Contingencies. ..	25

APPENDIX 13.

Advances made to 30th June, overdue at 15th September, 1922.

To Trustees.

Year of Advance.	Department authorising Advance.	Trustees of—	Truste .	Amount.
		From Consolidated Revenue Account		£ s. d.
1909-10	Lands	Parks, Recreation Grounds and Cemeteries.	Trustees generally	227 3 11
1910-11	,, ...	,, ,, ...	,, ...	402 12 6
1911-12	,, ...	,, ,, ...	,, ...	358 10 6
1912-13	,, ...	,, ,, ...	,, ...	460 2 0
1913-14	,, ...	,, ,, ...	,, ...	303 12 8
1914-15	,, ...	,, ,, ...	,, ...	242 1 6
1915-16	,, ...	,, ,, ...	,, ...	344 11 3
1916-17	,, ...	,, ,, ...	,, ...	68 0 0
1917-18	,, ...	,, ,, ...	,, ...	127 17 7
1918-19	,, ...	,, ,, ...	,, ...	1,470 9 5
1919-20	,, ...	,, ,, ...	,, ...	2,281 10 9
1920-21	,, ...	,, ,, ...	,, ...	1,970 5 1
1921-22	,, ...	,, ,, ...	,, ...	7,918 1 7
			Total outstanding £	16,174 18 9

To Public Officers and Others.

Year of Advance.	Department authorising Advance.	Accounting Officers.	Amount.
		From Consolidated Revenue Account.	s. d.
1919-20	Premier	P. Marks	250 0 0
,,	Chief Secretary	Returning Officer—Namoi	51 5 11
,,	Public Health	Influenza Epidemic	1,017 13 0
1920-21	Premier	C. H. Hay...	42 0 0
,,	Chief Secretary	A. B. James	52 1 1
,,	State Children	Miss Hodgkinson	760 11 4
1921-22	Chief Secretary	A. B. James	591 16 9
,,	,, ...	Returning Officers	33,759 0 0
,,	Navigation	F. Cumming	1 19 4
,,	Hunter District Water and Sewerage Board.	A. Fry	14 6 0
,,	Public Instruction	Rev. Father E. F. Pigot, Riverview College	250 0 0
,,	State Children	J. S. Creagh	90 13 4
,,	,, ...	Miss Hodgkinson	500 0 0
,,	Agriculture	L. MacDonald	246 3 0
		Total outstanding £	37,627 9 9
		From General Loan Account.	
1921-22	Returned Soldiers' Settlement	L. W. G. Baker	371 16 5
,,	Public Works	H. Milford	470 7 3
,,	Agriculture	L. MacDonald	29 0 10
		Total outstanding £	871 4 6
		From Loans Expenditure Suspense Account.	
1921-22	Railways	T. J. Hartigan	1,226 5 7
		Total outstanding £	1,226 5 7
		From Special Deposits Account.	
1921-22	Returned Soldiers' Settlement	L. W. G. Baker	9 0 0
		Total outstanding £	9 0 0

APPENDIX 14.

Balances of STORES, PLANT AND LIVESTOCK, &c., as disclosed by the returns of the various Departments, supplied in terms of the Audit Act, No. 26 of 1902.

(*Unless otherwise stated in footnotes, the balances are as at 31st March*, 1922.)

Department.	Stores.	Plant.	Livestock.	Total.
Executive and Legislative:—	£ s. d.	£ s. d.	£ s. d.	£ s. d.
Legislative Assembly	31 0 9	.....	.....	31 0 9
Legislative Council	47 13 0	.....	.....	47 13 0
Premier:—				
Premier's Department	42 4 11	.....	.....	42 4 11
Central Motor Depôt	362 11 11	1,303 0 0	.....	1,665 11 11
Chief Secretary and Public Health:—				
Auditor-General	33 2 3	.....	.....	33 2 3
Aborigines' Protection Board	2,454 1 2	2,951 13 6	2,512 8 0	7,918 2 8
Bureau of Statistics	86 13 5	960 0 0	.....	1,046 13 5
Police	23,494 11 4	36,865 6 7	11,060 0 0	71,419 17 11
Weights and Measures	796 6 4	2,265 4 4	.....	3,061 10 8
Fisheries:—				
Metropolitan	42 0 4	2,684 4 2	.....	2,726 4 6
Coastal and Inland	*182 14 2	*7,415 6 5	.....	7,598 0 7
Coast Hospital	†3,986 2 6	†31,452 4 10	†1,240 0 0	36,678 7 4
State Hospitals and Asylums	†11,574 16 0	37,997 1 7	9,141 3 3	58,713 0 10
Master-in-Lunacy	27 1 6	530 12 3	.....	557 13 9
Mental Hospitals	7,955 13 8	112,535 0 0	12,152 0 0	132,642 13 8
Treasury:—				
Treasury	50 5 8	.....	.....	50 5 8
Stamp Duties	4 7 0	1,299 4 3	.....	1,303 11 3
Taxation	76 19 1	.....	.....	76 19 1
Government Printing Office	*26,815 8 3	43,966 0 0	.....	70,781 8 3
Explosives:—				
Middle Harbour	301 2 7	43,423 11 3	.....	43,939 14 6
Newcastle	‡215 0 8			
Navigation	3,020 15 7	60,918 5 1	.....	63,939 0 8
Resumed Properties and Housing Board	2,800 0 10	572 7 11	.....	3,372 8 9
Stores Supply	68,530 7 4	390 16 3	.....	68,921 3 7
State Superannuation Board	23 8 3	.....	.....	23 8 3
Attorney-General and Justice:—				
Head Office	138 18 6	.....	.....	138 18 6
Registrar-General	43 19 1	.....	.....	43 19 1
District Court	18 8 6	.....	.....	18 8 6
Probate Office	9 8 9	.....	.....	9 8 9
Public Service Board	30 16 1	.....	.....	30 16 1
Prisons generally	23,970 19 3	21,115 19 6	1,639 18 6	46,726 17 3
Lands:—				
Head Office	6,035 10 8	462 0 0	.....	6,497 10 8
Local Land Boards	331 6 2	.....	.....	331 6 2
Returned Soldiers' Settlement Branch:—				
Head Office	*1,905 17 3	3,887 18 6	.....	5,793 15 9
Returned Soldiers' Settlements	‡‡*32,717 14 8	22,059 1 11	*8,016 1 9	62,792 18 4
Forestry Commission:—				
Head Office	75 19 5	.....	.....	75 19 5
Country Centres	274 9 9	7,265 13 10	1,278 15 0	8,818 18 7
Mines:—				
Head Office	35 3 3	7,322 0 2	.....	7,357 3 5
Country Centres	.....	467 16 0	.....	467 16 0
Public Works:—				
Head Office	*1,205 7 4	.....	.....	1,205 7 4
General Depôt	*92,634 3 0	.....	.....	92,634 3 0
Port Kembla	*3,200 16 6	.....	.....	3,200 16 6
Newcastle District	*1,775 12 11	.....	.....	1,775 12 11
Broken Hill Water Supply	†15,433 14 3	.....	.....	15,433 14 3
District Works Officers	.....	*58,341 11 4	.....	58,341 11 4
Water Supply and Sewerage	.....	*122,130 12 4	*1,864 3 8	123,994 16 0
Dredge Service	.....	*427,450 0 0	.....	427,450 0 0
Harbour Works	.....	*36,258 7 0	*37 14 11	36,296 1 11
Sundry Works	.....	*57 17 8	*27 4 0	85 1 8
Carried forward	332,792 13 10	1,094,348 16 8	48,969 9 1	1,476,110 19 7

* Stock taken at 30th June, 1922.
† Stock taken at 31st December, 1921.
‡ Stock ,, 4th May, 1922.
‡‡ Incomplete.

APPENDIX 14—*continued.*

Balances of STORES, PLANT, LIVESTOCK, &c.—*continued.*

Department.	Stores.	Plant.	Livestock.	Total.
	£ s. d.	£ s. d.	£ s. d.	£ s. d.
Brought forward	332,792 13 10	1,094,348 16 8	48,969 9 1	1,476,110 19 7
Local Government—				
Head Office	23 12 5	.....	.....	23 12 5
Valuer-General	30 9 6	.....	.....	30 9 6
Public Instruction—				
Head Office	86 14 11	.....	.....	86 14 11
Technical Education	.....	57,894 16 5	.....	57,894 16 5
Technical College	1,009 13 10	.....	.....	1,009 13 10
Erskineville Boot School	* 233 0 4	.....	.....	233 0 4
Aviation School	781 3 5	.....	.....	781 3 5
Workshops—Drummoyne	17,191 19 2	2,350 19 11	.....	19,542 19 1
Kent-street Stores	67,278 10 3	.....	.....	67,278 10 3
Industrial School, Parramatta	403 16 9	1,535 6 6	136 0 0	2,075 3 3
Australian Museum	249 10 10	945 3 5	.....	1,194 14 3
National Art Gallery	25 14 0	1,175 17 6	.....	1,201 11 6
Public Library	66 1 2	25 0 0	.....	91 1 2
Observatory	27 7 6	3,342 19 2	.....	3,370 6 8
Conservatorium	21 10 1	Not furnished.	.....	21 10 1
State Children's Relief Department—				
Ormond House	5,169 3 8	.....	.....	5,169 3 8
Homes, Farms, &c.	3,128 2 11	2,922 11 3	1,622 1 0	7,672 15 2
Labour and Industry—				
Head Office	20 10 8	.....	.....	20 10 8
Gas Examiner's Branch	6 13 5	2,359 6 8	.....	2,366 0 1
Training Farm, Scheyville	476 5 9	1,917 4 0	2,607 4 0	5,000 13 9
Labour Depôt, Randwick	337 13 9	1,162 9 0	1,167 10 0	2,667 12 9
Agriculture—				
Head Office	58 14 8	.....	.....	58 14 8
Grain Elevator Construction Branch	‡‡ 26 13 4	1,211 16 6	.....	1,238 9 10
Sub-Departments, Branches, Offices, &c.	315 18 4	.....	.....	315 18 4
Hawkesbury College	977 16 1	21,903 18 1	7,748 12 6	30,630 6 8
Botanic Gardens, Domain, &c.	319 0 5	3,469 14 2	.....	3,788 14 7
Experiment Farms, &c.	2,931 6 11	32,045 19 2	68,097 17 6	103,075 3 7
Rural Industries Board	30 11 3	841 16 4	.....	872 7 7
Water Conservation and Irrigation Commission—				
Head Office	578 1 2	759 3 2	.....	1,337 4 4
Shallow Boring Branch, &c.	26,292 2 2	22,921 8 6	58 0 0	49,271 10 8
Curlwaa Irrigation Area	1,123 14 1	10,068 6 1	.....	11,192 0 2
Hay Irrigation Area	522 10 7	2,699 1 3	.....	3,221 11 10
National Park Trust	138 7 0	18,938 6 0	65 0 0	19,141 13 0
Kurin-gai Chase Trust	Not furnished.	.....	.....	.....
Total	**462,675 4 2**	**1,284,839 19 9**	**130,471 14 1**	**1,877,986 18 0**
BUSINESS UNDERTAKINGS.				
Railways	2,464,467 14 3	.....	.....	2,464,467 14 3
Sydney Harbour Trust	22,119 14 9	.....	.....	22,119 14 9
Metropolitan Board of Water Supply and Sewerage	100,710 18 5	.....	.....	100,710 18 5
Hunter District Water Supply and Sewerage Board	13,747 8 6	.....	.....	13,747 8 6
Total, Business Undertakings	**£2,601,045 15 11**	.....	.....	**2,601,045 15 11**
Grand Total	**£3,063,721 0 1**	**1,284,839 19 9**	**130,471 14 1**	**4,479,032 13 11**

* Stock taken at 30th June. ‡‡ Incomplete.

APPENDIX 15.

SUPERANNUATION ACCOUNTS.

OPERATIONS DURING 1921-22.

Public Service Superannuation Fund.

Receipts—	£	s.	d.	Payments—	£	s.	d.
Contributions by Public Servants	9,292	18	9	Pensions...	170,510	6	0
				Refund of Contributions ...	11,192	17	9
Balance (*net charge to Consolidated Revenue Account*) ...	172,410	5	0				
	£181,703	3	9		£181,703	3	9

Section 43 Constitution Act.

	£	s.	d.		£	s.	d.
Amount appropriated	3,500	0	0	Pensions paid	1,133	6	4
				Balance unallotted	**2,366**	**13**	**8**
	£ 3,500	0	0		£3,500	0	0

Police Superannuation and Reward Fund.

Receipts—	£	s.	d.	Payments—	£	s.	d.
Deductions from Salaries of Police Force, Fines, &c.	58,502	6	7	Pensions	146,825	0	4
Special Appropriation from Consolidated Revenue Account	91,000	0	0	Gratuities	3,129	15	0
				Miscellaneous—			
				Medical Fees 99 15 0			
				Refunds of Fines..... 171 10 6			
				Refunds of Money and Proceeds of Sales, &c. 78 12 0			
					349	17	6
					£150,304	12	10
Balance brought forward from 1920-21	965	16	4	**Balance carried forward to 1922-23 ...**	**163**	**10**	**1**
	£150,468	2	11		£150,468	2	11

Government Railways Superannuation Fund.*

Receipts—	£	s.	d.	Payments—	£	s.	d.
Deductions from Salaries and Emoluments of Officers.....	154,852	19	7	Pensions	155,799	8	5
Proceeds of Policies..	846	16	11	Refunds of Deductions.....	6,014	5	7
				Gratuities.....	5,183	7	10
				Proceeds of Policies	459	13	4
				Refund to Railway Department.....	85	19	5
				Salaries of Secretary and Actuary	200	0	0
				Life Insurance Premiums on Policies transferred by Officers to the Chairman of the Board	2,438	7	11
				Stamp duty on re-transferred policy.....	1	0	0
				Medical Fees	6	6	0
					170,188	8	6
Balance brought forward from 1920-21	35,814	13	0	**Balance carried forward to 1922-23 ...**	**21,326**	**1**	**0**
	£191,514	9	6		£191,514	9	6

* Fuller details will be found in the statement on the next page.

APPENDIX 15—*continued.*

RAILWAYS—SUPERANNUATION ACCOUNT.

(Act 11, 1910.)

STATEMENT of the Government Railways Superannuation Account for year ended 30th June, 1922.

RECEIPTS.

	£ s. d.	£ s. d.
Balance from previous year		35,814 13 0
To 1½ per cent. deductions from the salaries and emoluments of officers (includes £369 1s. 8d., being lump sums paid in discharge of liability to the account)		154,852 19 7
,, Gross proceeds of policies which have been transferred to the Chairman of the Board :—		
Matured by death or attainment of age	770 7 1	
Surrendered	39 13 0	
		*810 0 1
,, Amount paid by an assured employee to have insurance policy re-transferred to him :—		
Premiums	24 13 2	
Interest	4 13 8	
,, Amount paid by an assured employee to make up deficiency of interest on life insurance premiums paid on his behalf—proceeds of policy not sufficient to recoup the Board	6 10 0	
(This leaves a balance of £1 3s. 11d. for interest still to be paid.)		
,, Amount received from an employee as stamp duty on re-transferred policy	1 0 0	36 16 10
		£191,514 9 6

DISBURSEMENTS.

	£ s. d	£ s. d.
By Superannuation Allowances—		
Section 113	155,806 11 10	
Less unpresented cheques written off	7 3 5	
		155,799 8 5
,, Refunds of Deductions—		
Widows or personal representatives of deceased officers—Section 120..... ...	4,043 16 6	
Voluntary retirements after service for fifteen years or longer—Section 122	1,109 12 6	
Dismissals for misconduct—Section 125.....	694 15 1	
Representatives of pensioners who died within six months after retirement—Section 121	166 1 6	
		6,014 5 7
,, Gratuities—		
Officers incapacitated through bodily injuries received in the course of duty—Section 116.. ...	580 8 4	
Officers retired under Section 117(*a*)	3,004 7 9	
Officers dispensed with under Section 117 (*b*)	1,598 11 9	
		5,183 7 10
,, Salaries of Secretary and Actuary ...	.....	200 0 0
,, Medical fees	.....	6 6 0
,, Net proceeds of policy matured in previous year but money not collected by assured until this year		2 5 0
,, Net proceeds of policies—		
Matured by death or attainment of age	453 3 10	
Surrendered.....	4 4 6	
		457 8 4
,, Refunds to Railway Department, and other refunds		85 19 5
,, Amount paid to Stamp Duties Office on re-transferred policy.....	.....	1 0 0
,, Life insurance premiums on policies transferred by officers to the Chairman of the Board, under Section 126	.....	2,438 7 11
,, Balance at 30th June, 1922	....	21,326 1 0
		£191,514 9 6

* Of this amount, £295 5s. 11d. premiums paid by the Board, with £57 5s. 10d. interest, has been retained, and £457 8s. 4d. was paid to the assured or their representatives.

The total payments of pensions and other liabilities under the Act for the past year were £170,188 8s. 6d., exceeding the actual receipts from contributors by £14,488 12s. 0d.

The contributions from the State Revenue from the inception of the account to 30th June, 1921, amount to £126,750.

An amount of £15,000 was voted by Parliament, but owing to the large increase in the contributions due to increases of pay, it was not found necessary to draw on this amount.

The balance of £21,326 1s. at 30th June, 1922, together with incoming contributions, will be sufficient for the immediate future. An amount of £20,000 is on the Estimates for the present year.

It is understood that an actuarial examination of the Fund has been made, but, so far, no intimation of the result of such investigation has reached me.

APPENDIX 15—*continued.*

State Superannuation Fund.

STATEMENT OF RECEIPTS AND PAYMENTS FOR THE YEAR ENDED 30TH JUNE, 1922.

	£ s. d.
To Cash at call with Colonial Treasurer at 3 per cent. at 30th June, 1921	30,723 0 7
,, Cash at Bank and on hand as at 30th June, 1921	25,004 15 7
,, Contributions from Employees	254,845 7 0
,, Contributions for Employers	425,761 6 11
,, Transfer of Gratuities and Refunds	404 11 11
,, Voluntary Savings	137 0 0
,, Interest on Invested Funds	77,490 0 8
,, Interest on outstanding contributions of Employers	0 9 5
,, Amounts received from Insurance Companies on maturity of Employees' policies or on death of Employee before maturity	583 16 10
,, Amounts received in error	2 9 0
,, Repayment of Pensions wrongly paid	20 6 2
	£814,973 4 1

	£ s. d.	£ s. d.
By Refunds to Contributors—		
Males	7,719 6 5	
Females	5,706 15 11	
Paid in excess	1,638 8 2	
Consequent on variation of options	1 0 8	
Women Employees on death prior to retirement	199 0 3	
,, Employees on retrenchment	865 17 2	
,, Refund of Excess Contributions by Employers	69 18 11	
,, Refund of amounts paid in error	2 3 0	
		16,202 10 6
,, Normal Pensions—		
Males	6,344 11 0	
Females retiring at 55	2,167 4 0	
Females retiring at 60	1,241 9 7	
,, Breakdown Pensions—		
Males	4,318 3 0	
Females	1,260 9 2	
,, Widows' Pensions on death of Contributor	4,555 1 4	
,, Children's Benefits on death of Contributor	1,181 18 2	
,, Orphan's Benefit on death of Contributor	51 18 9	
,, Widows' Pensions on death of Normal Pensioner	72 17 6	
,, Widows' Pensions on death of Breakdown Pensioner	188 6 3	
,, Children's Benefits on death of Breakdown Pensioner	65 15 8	
,, Pensions to Employees on retirement	142 12 6	
,, Pensions in respect of transfer of rights to a Gratuity—		
Males	24 9 6	
Females	20 6 0	
		21,635 2 5
,, Life Assurance Premium paid on account of Policies taken over (Section 61)	.....	725 10 5
,, Accrued Interest paid on New South Wales Funded Stock taken up subsequent to Interest due date	.....	702 9 1
,, Refund of Interest overpaid to the Fund	.....	44 14 3
,, Amounts paid to representatives of Employees on account of amounts received from Insurance Companies on death of insured before maturity of policies		576 6 4
,, Investments—		
Securities of the Government of New South Wales	398,610 0 0	
Securities of the Government of the Commonwealth	226,340 1 7	
Securities of Councils of Local Governing Bodies	123,466 15 3	
		748,416 16 10
,, Cash at call with the Colonial Treasurer at 3 per cent. as at 30th June, 1922	.....	4,722 7 7
,, Cash at Bank on 30th June, 1922	.....	21,947 6 8
		£814,973 4 1

APPENDIX 15—*continued.*

PENSIONS.

ACTUAL PAYMENTS DURING 1921-22.

	£	s.	d.
Under the Constitution Act :—			
Supreme Court Judges	1,300	0	0
Superannuated Officers	1,133	6	4
Schedule C—Stipends to Clergy	100	0	0
Annual Appropriations :—			
Widows of Pilots	50	0	0
Military	236	8	4
Other Pensions and Allowances	897	5	6
Under Special Acts :—			
Public Service Superannuation Act—No. 8 of 1903—Special Appropriations...	170,510	6	0
Superannuation Act No. 28 of 1916, 44 of 1918, and 30 of 1919 ... — *Governmental* £104,035 1 6			
— *Business Undertakings* ... £23,507 18 0	127,542	19	6
District Court Judges Act 23, 1912	3,000	0	0
Pensions under Judges Retirement Act, 1918, Section 4	1,820	0	0
Police Superannuation and Reward Fund ... — *Accumulated Funds* ... £55,825 0 4			
— *Special Appropriation* ... £91,000 0 0	146,825	0	4
Government Railways Superannuation Act, *Accumulated Funds* ...	155,799	8	5
Total ... ... — *Paid from Consolidated Revenue Account* ... £374,906 0 8			
— *Paid from Contributions*... ... ... £234,308 13 9	**£609,214**	**14**	**5**

GRATUITIES.

From Consolidated Revenue Account :—	£	s.	d.
Annual Appropriation Act, 1921-22 :—			
Railways and Tramways	9,301	0	0
Gratuities and Provisional Allowances—Members and Relatives Imperial and State Contingents, South Africa and China ...	1,334	4	6
Other gratuities provided under Appropriation Act, or paid from Advance to Treasurer and Other Payments	32,052	18	9
From Accumulated Funds :—			
Police Superannuation and Reward Fund	3,129	15	0
Government Railways Superannuation Account	5,183	7	10
Total	**£51,001**	**6**	**1**

SUMMARY, 1921-22.

	From— Revenue.			From— Contributions.			Total.		
	£	s.	d.	£	s.	d.	£	s.	d.
Pensions	374,906	0	8	234,308	13	9	609,214	14	5
Gratuities	42,688	3	3	8,313	2	10	51,001	6	1
Total... ... ... £	417,594	3	11	242,621	16	7	660,216	0	6

APPENDIX 16.

MISCELLANEOUS SERVICES

On which Repayments by Instalments are made.

Amounts outstanding on 30th June, 1922.

Service.	Date of Advance.	Amount Advanced.	Annual Repayments.	Authority, and Source of Payment.	Instalments of Principal and Interest— Due to 30th June, 1922.	Instalments of Principal and Interest— Paid to 30th June, 1922.	Balance of Principal outstanding on 30th June, 1922.	Particulars.
		£ s. d.	£ s. d.		£ s. d.	£ s. d.	£ s. d.	
Bowning Tank—D. Pegrem	24th June, 1910	60 0 0	5 8 0	Public Works Account.	70 4 0	64 16 0	14 18 4	To be paid off in fifteen years; 4 per cent. interest.
Improvements to Sydney Sports Ground—Trustees.	9th June, 1902	1,000 0 0	.....	Revenue Votes and Works Department.	1,000 0 0	.....	1,000 0 0	Trustees agree to repay £1,500 in such amounts as may be possible after meeting working expenses, commencing 1st September, 1912.
	19th „ 1903	500 0 0	.....		500 0 0	.....	500 0 0	
National Park Trust ...	26th Feb., 1917	2,000 0 0	481 14 2	General Loan Account.	2,079 3 3	1,597 9 1	4,269 10 8	To be repaid in fifteen years, with interest at 5 per cent.
	12th June, 1917	1,500 0 0						
	27th Dec., 1917	1,000 0 0						
	11th Feb., 1918	500 0 0						
Concord Municipal Council—Reconstruction, portion Concord-road and Blaxland and Leeds streets.	30th Oct., 1917	4,500 0 0	562 10 0	General Loan Account.	3,564 16 11	3,234 7 6	281 5 0	To be repaid in eight years; 5 per cent. interest.
Reconstruction, portion Parramatta-road—								
Auburn Municipal Council.	1st Sept., 1921 ...	4,169 7 11	416 18 9	Public Works Account.	416 18 9	.....	4,169 7 11	To be repaid in ten years; interest at 5 per cent.
Lidcombe Municipal Council.	1st Sept., 1921 ...	12,885 15 0	1,288 11 6	Public Works Account.	1,288 11 6	.....	12,885 15 0	
Drummoyne Municipal Council.	1st Sept., 1921 ...	2,953 6 11	295 6 8	Public Works Account.	295 6 8	.....	2,953 6 11	
Shallow Bores	1913–1922 ...	126,890 16 8	.....	Consolidated Revenue and General Loan Accounts.	36,068 8 3	30,391 18 11	96,498 17 9	Payable by half-yearly instalments without interest. £441 19s. 3d. not charged, being experiments.
Hay Irrigation Area ...	1920–1921 ...	231 0 0	.....	Consolidated Revenue Account.	199 5 9	190 4 9	40 15 3	To be repaid in two years; interest at 5 per cent.
	1920–1921 ...	840 0 0	.....	Consolidated Revenue Account.	127 10 1	123 0 1	759 3 3	To be repaid in three years, with interest at 6 per cent. Repayment plan suspended for four years.
Curlwaa Irrigation Area...	1912–1919 ...	8,175 0 0	.....	Consolidated Revenue Account.	8,247 9 7	7,948 12 9	1,679 11 4	To be repaid in periods varying from two to seven years; interest at 5 per cent.

APPENDIX 17.

CONSOLIDATED REVENUE FUND.

Payments during 1921-22 Withheld from Certificates of Discharge to the Colonial Treasurer.

Head of Account.	Why Withheld.	Amount.	Total.
		£ s. d.	£ s. d.
EXECUTIVE AND LEGISLATIVE.			
Legislative Council—Salaries—Adjustment of salaries	Expended without Appropriation or Warrant.	170 0 8	
Do Assembly—Salaries—Adjustment of salaries	do do ...	202 5 8	
Parliamentary Library—Salaries—Adjustment of salaries	do do ...	128 16 4	
Do Reporting Staff—Salaries—Adjustment of salaries	do do ...	107 13 8	
Do Standing Committee on Public Works—Salaries—Adjustment of salaries	do do ...	122 12 2	
			731 8 6
PREMIER.			
MISCELLANEOUS SERVICES—			
Russian Famine Relief Fund—Subsidy at rate of £ for £ on cash donations	do do ...	.....	10,000 5 0
COLONIAL SECRETARY.			
Colonial Secretary—Salaries—Adjustment of salaries	do do ...	663 18 5	
Police—Salaries—Supplement to vote	do do ...	11,670 9 4	
Do Contingencies—Supplement to vote	do do ...	23,104 18 5	
Bureau of Statistics and Registry of Friendly Societies and Trade Unions—Salaries—Adjustment of salaries	do do ..	294 9 2	
Government Tourist Bureau—Salaries—Adjustment of salaries	do do ..	347 13 0	
			36,081 8 4
MINISTER FOR LABOUR.			
Department of Labour—Salaries—Adjustment of salaries	do do ...	.....	0 14 10
MINISTER FOR PUBLIC HEALTH AND MOTHERHOOD.			
Master in Lunacy—Salaries—Adjustment of salaries	do do ...	495 14 5	
Dental Board—Salaries—Adjustment of salaries	do do ...	39 1 1	
Hospitals and other Charitable Services— *Subsidies—Hospitals and other Benevolent Institutions*— Aid, on condition that an equal amount be raised by private annual contributions, and also that the Government, through Police Magistrates or other approved Officers, has the right of recommending the admission of Patients	do do ...	43,208 5 10	
			43,743 1 4
MINISTER FOR STATE INDUSTRIAL ENTERPRISES.			
Housing—Salaries—Adjustment of salaries	do do ...	.....	33 2 3
TREASURER AND SECRETARY FOR FINANCE AND TRADE.			
Treasury—Salaries—Adjustment of salaries	do do ...	864 19 5	
Stamp Duties—Salaries—Adjustment of salaries	do do ...	170 13 9	
Land and Income Tax—Salaries—Adjustment of salaries	do do ...	2,446 18 3	
Navigation—Salaries—Adjustment of salaries	do do ...	2,803 19 1	
Stores Supply Department—Salaries—Adjustment of salaries	do do ...	185 13 11	
State Superannuation Board—Salaries—Adjustment of Salaries	do do ...	169 12 4	
MISCELLANEOUS SERVICES—			
Sewerage and Water Rates, &c., City, Municipal, and Shire Rates, &c., on Government Properties, and Costs in connection with Appeals	do do ...	6,417 5 4	
Interest on Advances by Bank	do do ...	18,854 11 8	
			31,913 13 9
Carried forward	£	.....	122,503 14 0

APPENDIX 17—*continued.*

CONSOLIDATED REVENUE FUND—*continued.*

Payments during 1921-22 **Withheld** from **Certificates of Discharge** to the Colonial Treasurer—*continued.*

Head of Account.	Why Withheld.	Amount.	Tot
		£ s. d.	£ s. d.
Brought forward	....	....	122,503 14 0
DEPARTMENT OF ATTORNEY-GENERAL AND OF JUSTICE.			
Department of Attorney-General and of Justice—Salaries—Adjustment of salaries.....	Expended without Appropriation or Warrant.	964 0 4	
Court Reporters—Salaries—Adjustment of salaries ...	do do ...	571 1 5	
Prothonotary and Registrar in Divorce—Salaries—Adjustment of salaries	do do ...	278 8 1	
Registrar in Bankruptcy—Salaries—Adjustment of salaries	do do ...	21 5 0	
Public Trustee—Salaries—Adjustment of salaries	do do ...	337 15 6	
Probates—Salaries—Adjustment of salaries.....	do do ...	53 1 7	
Coroners—Salaries—Adjustment of salaries.....	do do ...	41 18 9	
Petty Sessions—Salaries—Adjustment of salaries	do do ...	2,742 18 7	
Registrar-General—Salaries—Adjustment of salaries ..	do do ...	2,351 0 6	
Public Service Board—Salaries—Adjustment of salaries	do do ..	292 14 7	
			7,654 4 4
SECRETARY FOR LANDS AND MINISTER FOR FORESTS.			
Department of Lands—Salaries—Adjustment of salaries	do do ..	19,176 10 1	
Western Land Board—Salaries—Adjustment of salaries	do do ...	538 10 5	
Returned Soldiers' Settlement—Salaries—Adjustment of salaries	do do ...	2,016 15 9	
			21,731 16 3
MINISTER FOR PUBLIC WORKS.			
PUBLIC WORKS AND SERVICES—			
Harbours and Rivers	do do ...	4,587 0 2	
Dredge Service.....	do do ...	2,067 18 11	
			6,654 19 1
PUBLIC INSTRUCTION.			
PUBLIC INSTRUCTION—			
Salaries—Adjustment of salaries.....	do do ...	30,281 12 5	
Contingencies	do do ..	49,813 1 10	
Industrial School for Girls, Parramatta—Salaries—Adjustment of salaries	do do ...	14 11 7	
Public Library of New South Wales—Salaries—Adjustment of salaries	do do ...	305 14 3	
			80,415 0 1
SECRETARY FOR MINES.			
Mines Department—Salaries—Adjustment of salaries.....	do do ...	1,768 19 7	
Royal Commission of Inquiry on Coal-mining Industry, 1919—Costs of Colliery Proprietors	do do ...	8,798 18 0	
			10,567 17 7
MINISTER FOR LOCAL GOVERNMENT.			
Endowment of Shires	do do ...	.....	24,393 5 9
DEPARTMENT OF AGRICULTURE.			
Rural Industries Board—Salaries—Adjustment of salaries	do do ...	494 19 9	
Botanic Gardens—Salaries—Adjustment of salaries.....	do do ...	16 17 10	
			511 17 7
OTHER SERVICES.			
Government Guarantee, 1920-21 Wheat—Payment of 1s. 3d. per bushel under guarantee of payment of 7s. 6d. per bushel for 1920-21 wheat grown in New South Wales	do do ...	963,136 16 2	
Carriage of Wheat to drought-stricken areas	do do ...	101 13 6	
Carriage of Fodder for Starving Stock.....	do do ...	209 16 6	
			963,448 6 2
Total		..... £	1,237,881 0 10

APPENDIX 17—*continued.*

PUBLIC WORKS ACCOUNT EXPENDITURE SUSPENSE ACCOUNT.

Payments during 1921–22 **Withheld** from **Certificates of Discharge** to the Colonial Treasurer—*continued.*

Head of Account.	Why Withheld.	Amount.	Total.
		£ s. d.	£ s. d.
Minister for Public Health and Motherhood—			
Infants' Welfare Centre, Woolloomooloo	Expended without Appropriation or Warrant.	.....	6,264 10 2
Treasurer and Secretary for Finance and Trade—			
Explosives Department—			
New Public Magazine at Newcastle—Additional requirements	do do ...	.....	161 10 8
Sydney Harbour Trust—			
Renewals and Replacement of Wharves, Jetties, and Plant and Buildings, under Reconstruction Scheme	do do ...	.....	4,975 15 7
Secretary for Lands—			
Terragong Swamp—Renewal of Drains	.....	.....	55 13 0
Minister for Public Works—			
Maroubra Bay Works—Levelling Land, &c.	do do ...	.....	26,348 12 0
State Power Supply	do do ...	.....	873 18 3
Southern Breakwater, Newcastle Harbour	do do ...	.....	2,345 18 0
Metropolitan Board of Water Supply and Sewerage—			
Renewals of Water Mains, &c.	do do ...	.....	1,737 4 6
Public Watering Places	do do ...	.....	1,804 14 4
Public Instruction—			
School Buildings, Teachers' Residences, Sites Trade Schools, Technical Education, Teachers' Training College and other Buildings, Erections, Additions, Improvements, Equipments, Renewals, and Materials	do do ...	.....	54,018 17 11
Minister for Local Government—			
Provision of Punt over Cook's River, Approaches, &c.; Grants to Councils for improvements to Lord's Road, and for construction of new main road to connect Botany Road (Botany) with Bay Road (Rockdale)—further sum	do do ...	.....	170 19 5
Works undertaken for Shires and Municipalities under Contract for Repayment—Parramatta Road ...	do do ...	.....	6,525 14 1
Works undertaken for unemployed Returned Sailors and Soldiers, and other unemployed	do do ...	.....	94,073 4 2
Newcastle City Council—Advance to provide work for unemployed	do do ...	.....	10,000 0 0
Total		£	209,356 12 1

LOANS EXPENDITURE SUSPENSE ACCOUNT.

Sydney Harbour Trust—			
Towards Construction of Works generally, and for the improvement of the Port	Expended without Appropriation or Warrant.	....	110,601 17 3
Railways—			
Rolling Stock to meet Additional Traffic Requirements, and Equipment of New Lines; Additions to Railway Lines, Stations, and Buildings, and for other purposes; and towards Equipment of Refreshment Rooms	do do ...	.....	490,385 14 4
Duplication of Lines	do do ...	.....	259,371 16 11
Flemington to Belmore, and Wardell-road to Glebe Island, and Rozelle Bay to Darling Island Railways, including the remodelling of Darling Harbour Lines.....	do do ...	.....	76,161 12 8
Electrification of Railway Lines	do do ...	....	30,926 5 5
Tramways—			
Additions to Lines, Workshops, Buildings, Rolling-stock, &c.	do do ...	.....	69,425 5 8
Railway Construction—			
North Coast Railway.....	do do ...	.....	31,428 3 1
Dubbo to Werris Creek.....	do do ...	....	26,744 1 11
Craboon to Coolah	do do ...	.....	363 19 7
Molong to Dubbo.....	do do ...	.....	78,408 3 7
Cooma to Bombala	do do ...	.....	13,689 17 6
Glenreagh to Dorrigo	do do ...	.....	108,896 10 2
Wagga Wagga to Tumbarumba	do do ...	.....	942 14 8
Regent's Park to Cabramatta	do do ...	.....	68,339 18 11
Canowindra to Eugowra	do do ...	.....	28,416 10 7
Coonabarabran to Burren Junction.....	do do ...	....	5,385 7 1
Barmedman to Rankin's Springs.....	do do ...	.....	75,513 4 8
Yanco to Griffith.....	do do ...	.....	11,986 4 11
Gilmore to Batlow.....	do do ...	.....	33,611 1 7
Tarana to Oberon.....	do do ...	.....	22,845 5 5
City and Suburban Railways, Land Resumption, &c....	do do ...	.....	11,038 16 0
Carried forward	....	..... £	1,554,482 11 11

APPENDIX 17—*continued.*

LOANS EXPENDITURE SUSPENSE ACCOUNT—*continued.*

Payments during 1921–22 **Withheld** from **Certificates of discharge** to the Colonial Treasurer—*continued.*

Head of Account.	Why Withheld.	Amount.	Total.
			£ s. d.
Brought forward	.....	.....	1,554,482 11 11
Main Roads—			
Woodville (Dog-trap) Road	Expended without Appropriation or Warrant.	.....	11,452 8 0
Liverpool towards Campbelltown	do do ...	.....	14,598 9 11
Reconstruction of Main South Coast Road (Princes' Highway) from Cook's River to Tom Ugly's Point	do do ...	.....	21,619 19 9
Great Southern Road from western boundary of Ashfield Municipality to the western boundary of Bankstown Municipality	do do ...	.....	125 13 9
Great Southern Road ftom western boundary of Bankstown to Liverpool	do do ...	.....	13,636 9 1
Great Western Road from Parramatta towards Penrith	do do ...	.....	16,098 4 7
Great Northern Road from Parramatta towards Windsor	do do ...	.....	473 3 8
South Coast Road, George's River to Sutherland	do do ...	.....	249 13 9
Public Works Department—			
Long Cove Canal—Extension of Channel	do do ...	.....	1,957 8 0
Harbours and Rivers—			
Port Kembla Harbour Improvements.....	do do ...	.....	8,045 2 2
Coff's Harbour Improvements, Jetty Extension, &c. ...	do do ...	.....	5,123 16 7
Newcastle Harbour Improvements	do do ...	.....	7,360 6 3
Water Supplies—			
Country Towns Water Supplies	do do ...	.....	3,827 11 8
Improvements Sydney Water Supply	do do ...	.....	128,301 10 10
Hunter District Water Supply—Amplification	do do ...	.....	27,619 12 9
Sewerage Construction—			
Metropolitan Sewerage and Stormwater Channels ..	do do ...	.....	20,544 7 1
Newcastle Sewerage	do do ...	.....	308 7 0
Metropolitan Board of Water Supply and Sewerage—			
Water Supply—			
General Reticulation, Improvements, &c., including Sydney Water Supply, Amplification—further sum	do do ...	.....	120,309 1 0
Sewerage—			
Construction and Ventilation of Sewers generally ...	do do ...	.....	44,243 3 5
Department of Agriculture—Miscellaneous—			
Grain Terminal Elevators—construction of, and for purposes incidental thereto	do do ...	.....	74,648 3 8
Grain Elevators (Country)—Towards Construction of permanent Working Houses—further sum	do do ...	.....	51,349 0 2
Veterinary Station, Glenfield	do do ...	.....	1,225 5 3
Water Conservation and Irrigation Commission—			
For the Construction of Burrinjuck Dam, Murrumbidgee Canals, and Works generally; Murrumbidgee Irrigation Area, Purchase of Stock, Assisting Settlers, Payment of Tenant Rights, &c.	do do ...	.....	25,593 6 1
Shallow Boring—to provide Water Supplies for Settlers	do do ...	.....	15,808 15 10
Returned Soldiers' Settlement—To provide for Settlement of Discharged Soldiers on Irrigation Farms and to assist them in the development thereof.....	do do ...	.....	20,000 0 0
Total	.....	..... £	2,189,001 12 2

GENERAL LOAN ACCOUNT.

Receipts Returned	Improper Charge	..... £	4,791 0 0

APPENDIX 18.

Closer Settlement Account.—The following is a Synopsis, compiled by the Department of Lands, showing operations in the aggregate in regard to Estates and Improvement Leases, &c., acquired under Closer Settlement Acts, as at 30th June, 1922 :—

	Area Acquired.	Purchase Money.	Contingent Expenses.	Total Expenditure.	No. of Estates.	No. of Farms.
	Acres.	£	£	£		
Closer Settlement Estates acquired under the Act of 1904	745,792	2,715,534	133,042	2,848,576	32	1,681
Estates acquired under the Closer Settlement Acts for Group Soldier Settlement	330,285	1,602,232	12,336	1,614,568	25	726
Estates acquired under the Promotion Act of 1910.....	471,104	2,439,230	.....	2,439,230	199	1,149
Estates acquired under the Promotion sections of the Closer Settlement Acts	1,215,890	5,501,160	34	5,501,194	1,425	2,456
Total (Estates)	2,763,071	12,258,156	145,412	12,403,568	1,681	6,012
Improvement Leases, &c., acquired under the Closer Settlement Acts	564,675	200,798	5,027	205,825	.....	.....
Total.....	3,327,746	12,458,954	150,439	12,609,393	1,681	6,012

During the year, 368 estates have been acquired, and 913 additional farms have been made available for occupation, as against increases of 560 and 939 respectively during the year 1920-21.

APPENDIX 19—*continued.*

State Superannuation Fund.

BALANCE SHEET AS AT 30TH JUNE, 1921.

LIABILITIES.	£ s. d.	£ s. d.	ASSETS.	£ s. d.	£ s. d.
Amount of Funds as per Revenue Account		2,491,354 6 2	Securities of the Government of New South Wales	579,408 13 6	
Sundry Creditors for Employers' Contributions—			Securities of the Government of the Commonwealth	281,565 19 5	
Government Savings Bank	2 18 9		Securities of Councils of Local Governing Bodies	158,200 0 0	
Australian Museum	29 0 7			1,019,174 12 11	
		31 19 4	Interest accrued on above	8,959 1 3	
					1,028,133 14 2
Sundry Creditors for Pensions	1,597 7 6				
		1,597 7 6	Sundry Debtors for Employees' Contributions	1,363 3 7	
					1,363 3 7
Sundry Creditors for Refunds	1,907 12 5		Sundry Debtors for Employers' Contributions—		
		1,907 12 5	Colonial Treasurer	1,289,159 10 1	
Voluntary Savings	16 0 0		State Brick Works	532 9 4	
Interest accrued thereon	0 6 1		Building Construction Branch	2,326 15 11	
		16 6 1	State Metal Quarries	4,038 18 7	
Lump sum Payments to "Employees" on Retrenchment	317 7 0		State Monier Pipe Works	962 6 1	
		317 7 0	State Motor Garage	30 15 1	
			State Sawmills	310 11 11	
			State Trawling Industry	159 12 8	
			State Bakery	30 2 4	
			State Timber Yards	75 6 0	
			Metropolitan Board of Water Supply and Sewerage	32,510 4 10	
			Hunter District Board of Water Supply and Sewerage	5,424 7 3	
			Sydney Harbour Trust	6,510 10 2	
			Board of Fire Commissioners	880 14 8	
			Water Conservation and Irrigation Commission	14,384 14 8	
			University of Sydney	62 19 0	
				1,357,399 18 7	
			Interest charged on above Outstanding Contributions of Employers	51,964 15 6	
					1,409,364 14 1
			Premiums paid on Life Assurance Policies on behalf of Employees	572 15 5	
			Interest accrued thereon	10 16 2	
					583 11 7
			Moneys at call with Colonial Treasurer	30,723 0 7	
			Interest accrued thereon	51 18 11	
					30,774 19 6
			Cash at Bank	25,004 15 7	
					25,004 15 7
Total		£2,495,224 18 6	Total		£2,495,224 18 6

Having examined the books, vouchers, documents, and securities relating to the Superannuation Fund, in accordance with the provisions of the Superannuation Act, 1916–1919, I certify that to the best of my knowledge and information, this Balance Sheet exhibits a correct view of the affairs of the Fund as at 30th June, 1921.

JAMES S. CAMPBELL,
Senior Inspector of Public Accounts.

3rd April, 1922.

APPENDIX 19—*continued.*

State Superannuation Fund.

REVENUE ACCOUNT.

From 1st July, 1920, to 30th June, 1921

	£	s.	d.	£	s.	d.
Amount of Funds as at 1st July, 1920				1,206,457	19	3
Contributions of Employees—						
Men	192,633	4	0			
Women—Retire 55	23,291	18	3			
Women—Retire 60	24,939	12	4			
Men—For Widows' Pensions, (Section 55)	667	18	6			
Men—For Childrens' Pensions (Section 55)	1	3	10			
				241,533	16	11
Normal Contributions at age rates by Employers—Section 16 (1)—						
Men	481,481	9	2			
Women—Retire 55	78,738	12	11			
Women—Retire 60	54,653	19	10			
Widows' Pensions (Section 55)	667	18	6			
Children's Pensions (Section 55)	1	3	10			
Subsidy Contributions of Employers, Section 17 (2)—						
Men	289,049	15	11			
Women—Retire 55	55,445	8	10			
Women—Retire 60	29,771	14	4			
				989,810	3	4
Contracts—						
Transfers of Gratuities and Refunds (Civil Service Acts), Section 59	136	1	6			
				136	1	6
Interest on Investments—						
Interest on Securities of the Government of New South Wales	21,840	10	3			
Interest on Loans to Councils of Local Governing Bodies	5,998	12	0			
Interest on Moneys at Call	100	8	11			
Interest on Premiums paid on Life Assurance Policies on behalf of "Employees"	10	10	4			
Interest on Securities of the Government of the Commonwealth	11,013	2	4			
Interest on Loan Investment Account with Commonwealth Bank	355	5	9			
				33,318	9	7
Miscellaneous—						
Interest on Outstanding Contributions of Employers	38,092	12	5			
Repayment of Lump Sum Payments to Employees on Retrenchment	7	8	4			
Transfer in Adjustment of Amount Debited to Revenue Account, 1919-20	68	6	5			
				38,168	7	2
				£2,515,424	17	9

	£	s.	d.	£	s.	d.
Refund of Contributions—						
On Resignation, Dismissal, or Discharge—						
Men	5,261	3	8			
Women	3,264	6	10			
Women on Death prior to Retirement	98	16	7			
Paid in Excess	2,321	19	7			
Consequent upon Variation of Option	3	17	11			
Refund of Amounts Paid in error	1	8	6			
				10,951	13	1
Pensions—						
Normal Pensions—						
Men	2,979	13	3			
Women—Retire 55	772	2	0			
Women—Retire 60	683	9	10			
Breakdown Pensions—						
Men	3,206	4	3			
Women	906	10	4			
Widows' Pensions on Death of Contributors	3,089	15	0			
Children's Benefits on Death of Contributors	782	1	2			
Orphans' Pensions on Death of Contributors	23	13	4			
Widows' Pensions on Death of Normal Pensioners	35	1	2			
Widows' Pensions on Death of Breakdown Pensioners	104	0	0			
Children's Benefits on Death of Breakdown Pensioners	36	10	4			
Pensions to Employees on Retrenchment	155	17	4			
Pensions in respect of Transfer of Gratuity Rights—Men	6	0	5			
Pensions in respect of Transfer of Gratuity Rights—Women	20	6	0			
				12,801	4	5
Miscellaneous—						
Lump sum Payments to Employees on Retrenchment	317	7	0			
Voluntary Savings—Interest Accrued thereon	0	6	1			
Adjustment of Overcharge to Employers (Section 16 (1)—Men—1919-20)	0	1	0			
				317	14	1
Amount of Funds as at 30th June, 1921				2,491,354	6	2
				£2,515,424	17	9

APPENDIX 20.

STATE SUPERANNUATION BOARD.

OPERATIONS during 1921-22.

[Report of Mr. Inspector Moore, dated 4th September, 1922.]

Having completed a comprehensive test examination of the Accounts of the State Superannuation Board, I have to inform you that I have certified the correctness of the attached Balance Sheet and Revenue Account.

The cost of administration, £10,530 16s. 5d., is a statutory charge against the Consolidated Revenue, and is therefore not included in the accounts submitted.

The funds of the Board on 30th June, 1922, amounted to £3,657,457 2s. 6d., and included £1,781,268 2s. 11d. invested in securities enumerated in the Act under which the Fund was established, and £1,854,074 15s. 3d. amounts due for employers' contributions; £978,018 13s. 6d. have been invested in New South Wales Funded Stock and Debentures to the face value of £982,885—viz., £972,500, invested in new loans at 5¼ per cent. and 5½ per cent. at par, and £10,385 at 3 per cent. and 3½ per cent., purchased in the market for £5,518 13s. 6d. Commonwealth Securities of face value of £523,800 at 6 per cent., and £3,500 5 per cent. Stock were purchased at market rates. City Council Debentures at 6 per cent. and 6⅛ per cent., to face value of £271,700, were purchased for £270,250. More than half of the invested funds have been placed with the Government of New South Wales, but the other investments are yielding a better return.

Sundry Debtors amount to £1,854,074 15s. 3d., of which £1,769,298 4s. 4d. is owing by the Consolidated Revenue Fund. These are the balances unpaid on account of the statutory liability of employers for the three years of the Fund.

Section 90 of the Act empowers the Board to make arrangements with employers for the equation of the contributions due by employers in respect of their employees who at the commencement of the Act were over 30 years of age over a number of years, and the Board, under the authority of this section on the recommendation of its consulting actuary, tentatively fixed the equation in respect of contributions from the Consolidated Revenue Fund at £308,000 per annum over a period of twenty years. The payment in respect of the other employees was also assessed by the actuary at £40,000 for the year 1921–22. The latter amount must, for many years, be an increasing one on account of increases of salary being granted to employees who were at the commencement of the Act under the age of thirty years, and of the advent of entrants to the Fund.

The granting of an equation of the contribution of employers in respect of those employees over the age of thirty years, and the period over which it shall extend, are apparently solely within the discretion of the Board.

For purposes of account-keeping, the liabilities for each year have been debited against the different employers and interest at rate of 3½ per cent. charged on the unpaid amount, this being the rate on which the Fund was based and utilised in connection with the calculation of the equation. Owing to the large contributions for which the employers became statutorily liable, in respect of the employees approaching the age of maturity (55 or 60 years of age), but which then ceased, the liabilities in respect of the early years of the Fund have been exceptionally heavy, but, as will be seen from the following figures, they will rapidly diminish. The figures show the liabilities of the employers during the three years the Fund has been established.

	Year 1919-20.	Year 1920-21.	Year 1921-22.
	£ s. d.	£ s. d.	£ s. d.
CORPORATE BODIES.			
Normal	67,142 8 4	62,066 6 7	58,075 8 5
Subsidy	43,551 10 5	31,995 2 10	26,773 14 11
Total	£110,693 18 9	£94,061 9 5	£84,849 3 4
INDUSTRIAL UNDERTAKINGS.			
Normal	2,154 1 0	2,911 7 5	2,389 3 3
Subsidy	1,458 18 9	1,942 10 9	1,414 2 11
Total	£3,612 19 9	£4,853 18 2	£3,803 6 2
CONSOLIDATED REVENUE FUND.			
Normal	527,462 19 4	550,601 9 5	472,188 16 2
Subsidy	388,765 15 10	340,329 5 6	253,417 2 9
Total	£916,228 15 2	£890,930 14 11	£725,605 18 11

The figures shown as normal are the contributions due by employers on account of *all* employees at rate for actual age, while those shown as subsidy represent the liabilities of the employers in respect of the difference in amounts of contribution which would be due by employees at rate for actual age and the amounts actually contributed by those employees who elected to avail themselves of the concession granted by the Act of contributing at a rate prescribed for a lower age (thirty years).

It will be noticed that the decrease is much more rapid during the third year of the fund. This is due to the employees over the age of thirty years having had a period of twelve months to consider whether they would avail themselves of the concession granted under the Act, many of them not having contributed until 1st July, 1920. No contributions were therefore due by the employers in respect of those employees who had not exercised their option during the first year, and consequently the liabilities

APPENDIX 20—*continued.*

of the second year did not disclose the decrease which might have been expected. Had the options been exercised as on 1st July, 1919, the cost to the employer for the first year would have been much greater than that indicated. The decrease shown for the third year may be taken as the normal one for that year, and will continue for some years, decrease each succeeding year becoming slightly less until the yearly contributions of employer and employee are equal, and the liabilities of the employers for subsidy are entirely eliminated.

In a report dated 12th April, 1912, of the Actuarial Sub-Committee on a proposed State Provident Fund Bill the estimated cost to the employer, spread over a period of 40 years, was £109,000 per annum. This was based on the provision in the suggested Bill that employees over the age of thirty years might contribute for two units of pension (£52) as at age thirty, but the actuarial calculation did not include those who might elect to increase their pension rights up to £156 per annum by additional units at rate for age. The Act provides that such employees may contribute for four units of pension (£104) as at age thirty and for two additional units as at rate for age. A large percentage of these employees elected to contribute for the two additional units as at rate for age. It will thus be seen that, allowing for twice the amount to be paid by the employer as was taken into consideration by the sub-committee, the amounts to be paid by the employer on account of additional units as at rate for age and the difference in the period of the equation forty years and twenty years, the present equation of £308,000 per annum does not appear to exceed the anticipated cost.

The sufficiency of the fund cannot yet be decided. This will be actuarially investigated at the end of the first period of five years. The accumulated funds, £3,657,457, may appear large, but in common with other funds it has been indisputably established that, during a number of the early years of its existence, the fund must accumulate and invest its money in order to provide a reserve against accruing liabilities. Each year there will be an increase in the amount of pensions paid until the interest from investments and contributions of employers and employees combined will be needed to meet the liabilities of the fund.

Attention is invited to the fact that industrial undertakings are not paying any contributions as employers, the Crown Solicitor having advised that such contributions must be paid by the Treasury from Consolidated Revenue Fund and not by the undertakings. The undertakings are therefore exempt from contributing anything to provide retiring allowances for those officers engaged by them. Statements of account in respect of these liabilities have been rendered to the Colonial Treasurer. The amount involved in respect of these undertakings from the inception of the fund to 30th June, 1922, is £12,891 6s. 9d.

During the course of my examination, I found that nurses at institutions under the control of the Inspector-General of Mental Hospitals and of the Director-General of Public Health, frequently remain only a month or two in the departments. On inquiry, I ascertained that this is confined to new appointees, who find themselves temperamentally unsuited for the positions, and therefore resign. I ascertained that more than half of the new appointees resign before they have completed six months' service. As they are appointed at an annual salary, they must contribute to the State Superannuation Fund, and the Consolidated Revenue becomes liable for an equal amount. On resignation, the amount of the employee's contributions is available for refund to her, but that contributed from the Consolidated Revenue Fund, remains with the Superannuation Fund. This appears to be an unfair charge against the State, on account of persons who will, in most cases, not remain in the service to secure any benefit from the Fund. The remedy which suggests itself is that this class of employee be placed on a probationary weekly wage until six months' service shall have been completed, at which time, having shown some inclination to remain, they might be placed on an annual salary. On a weekly wage, they would not be eligible to contribute. Several difficulties may be encountered in adopting this suggestion. The employees concerned are working under an award of the Arbitration Court, which provides for an annual salary, and the question arises, can a weekly wage, even though it is the same as the annual salary, be given to the employees? If they are not allowed to contribute until they have held their positions for six months, they may have completed another year in respect to age, and will, therefore, be compelled to contribute at a higher rate than if they were allowed to do so on entry to the Department.

The Board are compelled, in terms of their Act, to insist on contributions by all employees on an annual salary, and the rectification of this anomaly is not within their province.

I also ascertained that, in a number of instances, members of the teaching staff of the Education Department had been reinstated in their positions some months after resignation, that their resignations had been cancelled, and they were placed on leave without pay during the period elapsing between the effective dates of their resignations and their reinstatement.

The effect of this procedure has been to create a liability against the employer for contributions in respect of the period of leave without pay, and during which the employer has derived no benefit from the services of the employee.

The accounts were well kept, and there was evidence of a complete internal check. I cannot offer any suggestion for improvement of the system, and have to express my appreciation of the assistance of the staff of the State Superannuation Board during my examination.

APPENDIX 20—*continued.*

STATE SUPERANNUATION FUND—*continued.*

BALANCE SHEET AS AT 30TH JUNE, 1922.

LIABILITIES.	£ s. d.	£ s. d.
Amount of Funds as per Revenue Account		3,657,457 2 6
Sundry Creditors for Employers' Contributions—		
Government Savings Bank	0 13 1	
Australian Museum	0 12 0	
		1 5 1
Sundry Creditors for Employees' Contributions	1,070 13 3	
		1,070 13 3
Sundry Creditors for Pensions	2,669 9 5	
		2,669 9 5
Sundry Creditors for Refunds	2,001 18 3	
		2,001 18 3
Voluntary Savings	153 0 0	
Interest accrued thereon	2 17 0	
		155 17 0
Lump Sum Payments to "Employees" on retrenchment	83 13 6	
		83 13 6
Amount received in error	0 11 6	
		11 6
		£3,663,440 10 6

ASSETS.	£ s. d.	£ s. d.
Securities of the Government of New South Wales	978,018 13 6	
Securities of the Government of the Commonwealth	507,907 14 4	
Securities of Councils of Local Governing Bodies	281,540 18 4	
	1,767,467 6 2	
Interest accrued on above	13,800 16 9	
		1,781,268 2 11
Sundry Debtors for Employers' Contributions, including interest—		
Colonial Treasurer	1,769,298 4 4	
State Brickworks	852 15 4	
Building Construction Branch	3,602 17 6	
State Metal Quarries	5,765 2 0	
State Monier Pipe Works	1,559 10 10	
State Motor Garage	62 18 8	
State Saw Mills	588 9 7	
State Trawling Industry	295 1 4	
State Bakery	62 7 3	
State Timber Yards	141 5 7	
Industrial Enterprises — Ministerial Office	50 18 8	
Metropolitan Board of Water Supply and Sewerage	40,466 15 2	
Hunter District Board of Water Supply and Sewerage	5,998 10 7	
Sydney Harbour Trust	5,361 16 9	
Sydney Grammar School	0 13 3	
Water Conservation and Irrigation Commission	20,056 18 5	
University of Sydney	0 10 0	
		1,854,074 15 3
Premiums paid on Life Assurance Policies on behalf of Employees	1,290 16 3	
Interest accrued thereon	44 2 4	
		1,334 18 7
Moneys at Call with Colonial Treasurer	4,722 7 7	
Interest accrued thereon	92 19 6	
		4,815 7 1
Cash at Bank	21,947 6 8	
		21,947 6 8
		£3,663,440 10 6

Having examined the books, vouchers, documents, and securities relating to the State Superannuation Fund, in accordance with the provisions of the Superannuation Act, 28 of 1916, 44 of 1918, 30 of 1919, I certify that, to the best of my knowledge and information, this Balance Sheet exhibits a correct view of the Fund as at 30th June, 1922.

J. MOORE,
Inspector of Public Accounts.

4th September, 1922.

APPENDIX 20—*continued.*

STATE SUPERANNUATION FUND.

REVENUE ACCOUNT FROM 1ST JULY, 1921, TO 30TH JUNE, 1922.

	£	s.	d.	£	s.	d.
Amount of Funds as at 1st July, 1921	.....			2,491,354	6	2
Contributions of Employees—						
Men	198,240	10	11			
Women—Retire 55	26,901	12	5			
Women—Retire 60	26,489	5	7			
Men—For Widows' Pensions (Section 55)	725	2	9			
Men—For Children's Pensions (Section 55)	1	3	4			
				252,357	15	0
Normal Contributions at age rates by Employers—Section 16 (1)—						
Men	415,315	7	9			
Women—Retire 55	68,154	6	2			
Women—Retire 60	48,493	7	0			
Widows' Pensions (Section 55)	725	2	9			
Children's Pensions (Section 55)	1	3	4			
Subsidy Contributions of Employers, Section 17 (2)						
Men	218,239	19	7			
Women—Retire 55	41,277	9	5			
Women—Retire 60	22,087	11	7			
				814,294	7	7
Contracts—						
Transfers of Gratuities and Refunds (Civil Service Acts), Section 59	404	11	11			
				404	11	11
Interest on Investments—						
Interest on Securities of the Government of New South Wales	42,103	11	6			
Interests on Loans to Councils of Local Governing Bodies	13,090	16	11			
Interest on Moneys at Call	169	13	4			
Interest on Premiums paid on Life Assurance Policies on behalf of Employees	33	7	1			
Interest on Securities of the Government of the Commonwealth	26,137	8	1			
				81,534	15	11
Miscellaneous—						
Interest on Outstanding Contributions of Employers	56,188	8	2			
Interest paid by Employees on Resumption of Contributions—Section 11 (2), (c)	1	5	0			
Transfer in Adjustment of Amount Debited to Revenue Account, 1920-21	1	8	6			
				56,191	1	8
				£3,696,136	19	3

	£	s.	d.	£	s.	d.
Refunds of Contributions—						
On Resignation, Dismissal, or Discharge—						
Men	8,537	18	4			
Women	6,066	16	7			
Women on Death prior to Retirement	161	3	10			
Paid in Excess	594	18	5			
				15,360	17	2
Pensions—						
Normal Pensions—						
Men	6,612	10	0			
Women—Retire 55	2,270	18	8			
Women—Retire 60	1,391	5	2			
Breakdown Pensions—						
Men	4,438	5	8			
Women	1,310	12	5			
Widows' Pensions on Death of Contributors	4,824	5	5			
Children's Benefits on Death of Contributors	1,224	9	10			
Orphans' Benefits on Death of Contributors	55	3	9			
Widows' Pensons on Death of Normal Pensioners	87	2	2			
Widows' Pensions on Death of Breakdown Pensioners	205	7	11			
Children's Benefits on Death of Breakdown Pensioners	70	2	4			
Pensions to Employees on Retrenchment	145	8	4			
Pensions in respect of Transfer of Gratuity Rights—Men	28	7	4			
Pensions in respect of Transfer of Gratuity Rights—Women	20	6	0			
				22,684	5	0
Miscellaneous—						
Lump Sum Payments to Employees on Retrenchment	632	3	8			
Voluntary Savings—Interest accrued theron	2	10	11			
				634	14	7
Amount of Funds as at 30th June, 1922	.....			3,657,457	2	6
				£3,696,136	19	3

APPENDIX 21.

CASE.

Department of Audit,
Sydney, 14 May, 1222.

Subject :—S.S. "Mawatta"—Collection of Pilotage Dues, &c.

Reference :—Navigation Papers No. 997, attached.

THE question as to whether a pilot's services should be used and charged for in the case of the s.s. "Mawatta," an ex-German ship now registered in London, in the name of His Majesty the King, but chartered to the Patrick Steamship Co., Ltd., and used for trading purposes was raised.

The Navigation Act, Section 4, reads :

"Nothing in this Act contained shall apply to any ship belonging to or in the Service of His Majesty."

Section 68 reads :

"Pilotage certificates shall be granted to British subjects only, and may only be granted or used in respect to British ships registered at a port subject to the Commonwealth of Australia, or in New Zealand, employed in trading or going between some port within the jurisdiction and some port subject to the Commonwealth of Australia or in New Zealand or in the South Sea Islands, and in respect of ships engaged in the whaling trades."

The Crown Solicitor on 17th October, 1921, advised :

"In my opinion the temporary ownership is, by reason of the Charter, vested in the Patrick Steamship Co., Ltd. The s.s. 'Mawatta' should, therefore, pay pilotage and be compelled to take a pilot."

On 7th April, after discussing this matter with the Superintendent of Navigation, the Secretary Navigation Department, the Acting Under-Secretary for Finance and Trade, and the Revenue Auditor, the late Treasurer decided that the Crown Solicitor's advising should be followed, and pilotage, as well as other dues which may be enforced, be collected from the date of the Charter. Any subsequent claim by the Patrick Steamship Co., Ltd., for rebate of such pilotage or other dues, will be considered on the merits of the claim and on submission of the Charter Party or certified copy.

On 3rd May the Colonial Treasurer (Mr. Cocks), after an interview with the Superintendent of Navigation, reversed the decision of his predecessor (Mr. Lang), and decided that the s.s. "Mawatta," being registered in the name of the King, comes under Section 4 of the Navigation Act, 1900, is exempt from pilotage, &c., and that no claim shall be made for back payments, nor shall any claim be made which will hamper this vessel in reasonable competition with other vessels in a similar class of trade which happen to be on the Australian Register.

In view of the conflicting Ministerial decisions (the later one being adverse to the advising of the Crown Solicitor), I avail myself of the provisions of Sections 15 and 61 of the Audit Act, 1902, and submit the matter for favour of the opinion of the Attorney-General.

(Signed) F. A. COGHLAN.
Auditor-General.

The Crown Solicitor.

State Crown Solicitor's Office,
237 Macquarie-street, Sydney, 8 July, 1922.

Subject :—*Re* Liability of s.s. "Mawatta," to Pilotage Dues.

Reference :—Your letter of the 14th May last.

THE papers were submitted to the Attorney-General, as requested by you, and he has written the following minute :

"It is not quite clear what is the precise question submitted in this case. Assuming that the question is whether the direction given by Mr. Cocks as to non-payment of pilotage dues in the case referred to is a compliance with the requirements of the Navigation Act, 1901, in my opinion this question should be answered in the affirmative."

Papers herewith.

JNO. V. TILLETT,
Crown Solicitor.

The Auditor-General, Sydney.

CASE.

17 July, 1922.

Subject :—The liability of s.s. "Mawatta" to Pilotage Dues.

Reference :—Crown Solicitor's minute of 8th July last.

I OBSERVE that the Attorney-General's minute of 8th July states that "it is not quite clear what is the precise question submitted." I have, therefore, to point out that in the opening paragraph of my minute, addressed, as usual to the Crown Solicitor (copy attached), which I expected to be submitted to the Attorney-General, the question to be determined is stated to be—

"Whether a pilot's services should be used and charged for in the case of s.s. 'Mawatta,' an ex-German ship now registered in London, in the name of His Majesty the King, but chartered to the Patrick Steamship Co., Ltd., and used for trading purposes?"

APPENDIX 21—*continued.*

CASE—*continued.*

The whole of the sections of the Act applying, and the Crown Solicitor's advising, are quoted in that submission.

In view, however, of the Attorney-General's minute, I submit the following questions :—

(1) Whether the contention of the Auditor-General, supported by the advising of the Crown Solicitor, is correct?

And, if so—

(2) Has the Colonial Treasurer power to abrogate the provisions of the Act in this connection?

F. A. COGHLAN,
Auditor General.

The Crown Solicitor.

State Crown Solicitor's Office, 237 Macquarie-street, Sydney, 11 September, 1922.

Subject :—Liability of s.s. " Mawatta " to Pilotage Dues.

Reference :—Your memo. of 17th July last

I RETURN the papers and forward a copy of the Attorney-General's opinion of the 8th inst. In reference to the second sentence of your memo. above referred to, I may say that the whole file, including your minute of the 17th July last, was submitted to the Attorney-General to obtain his opinion, and it was on such material that he wrote his opinion of the 3rd idem.

JNO. V. TILLETT,
Crown Solicitor.

The Auditor-General, Sydney.

Attorney-General's Chambers,
Sydney, 8 September, 1922.

OPINION OF THE ATTORNEY-GENERAL.

Subject :—Liability of s.s. " Mawatta " to Pilotage Dues.

IN my opinion the questions submitted by the Auditor-General on July 17, 1922, should be answered as follows :—

(1) In his letter of 14th May, 1922, the Auditor-General states :—" In view of the conflicting Ministerial decisions (the later one being adverse to the advising of the Crown Solicitor), I avail myself of the provisions of Sections 15 and 61 of the Audit Act, 1902, and submit the matter for favour of the opinion of the Attorney-General." There is no contention by the Auditor-General in this letter, nor is any opinion expressed by the Crown Solicitor, as to any statement made by the Auditor-General other than the expression of doubt as to whether the case submitted by the Auditor-General raises a question under Section 15 of the Audit Act, 1902. The material question, so far as the Auditor-General is concerned, appears to be whether the direction given by Mr. Cocks was a compliance with the provisions of the Navigation Act, 1901, and this question has been dealt with in my previous opinion.

(2) As there is no evidence of the abrogation by the Colonial Treasurer of the provisions of any Act, this question does not arise.

(Signed) T. R. BAVIN.

PUBLIC ACCOUNTS

PREPARED BY THE

TREASURER

FOR THE

FINANCIAL YEAR ENDED 30TH JUNE, 1922.

66379—(*i*)

PUBLIC ACCOUNTS.

1921-22.

PREPARED BY THE TREASURER.

TABLE OF CONTENTS.

	PAGE.
Consolidated Revenue Fund—Account Current (No. 1)	1
Consolidated Revenue Fund—Detailed Statement of Revenue and Receipts, marked A ...	6
Consolidated Revenue Fund—Repayments to Credit of Votes previous years, marked B...	17
Consolidated Revenue Fund—Detail Statement of Expenditure, marked C	20
Detail Statement of Other Payments, marked D	36
Consolidated Revenue Fund—Detail Statement of Payments "Unauthorised in Suspense," marked E	37
Detail Statement of Payments from Vote Advance to Treasurer, 1920-1921, Consolidated Revenue Account, marked F	40
Detail Statement of Receipts Returned, marked G	55
Statement of Unpaid Accounts, Consolidated Revenue Fund, at close of year, marked H ...	56
Statement of Revenue, &c., Consolidated Revenue Fund, which had not reached Treasury at close of year, marked I	56
Special Deposits Account (No. 2)	57
Trust Moneys (Insolvent Estates) Deposit Account, marked J	60
Special Accounts (No. 3)...	61
Closer Settlement Account—Account Current (No. 4)	63
Closer Settlement—Particulars of Ministerial Certificates and Closer Settlement Debentures issued in payment of Estates acquired under Closer Settlement (Amendment) Acts ...	67
Public Works Account—Account Current (No. 5)	75
Public Works Account—Schedules	82–89
The General Loan Account—Account Current (No. 6)	91
Abstract of Expenditure—Services provided for by Loans	130
General Loan Account—Schedules	132–139
Public Works Account—Expenditure Suspense Account (No. 7)	140
Loans Expenditure Suspense Account (No. 8)	141
Coal Purchase Suspense Account (No. 9)	143
Railway Store Suspense Account (No. 9)	143
Government Printer—Stores Suspense Account (No. 9)	143
Government Dockyard—Store Advance Account--London Payments Suspense Account (No 9)	143
Miners' Accident Relief (Repeal) Act, No. 46, 1916 (No. 9)	143
Railways Loan Account (Act No. 4, 1910)—General Account of Receipts and Expenditure to 30th June, 1922, marked K	145
Railways Loan Account 1913 (Act No. 20, 1913)—General Account of Receipts and Expenditure to 30th June, 1922, marked L	149
Railways Loan Account, 1915 (Act No. 14, 1915)—General Account of Receipts and Expenditure to 30th June, 1922, marked M	153
Old Loans and General Loan Account—General Account of Receipts and Expenditure to 30th June, 1922, marked N	157
Appendix to the Public Debt Statement, marked O	162
Public Debt of the State on 30th June, 1922—Statement of the particulars of the... ...	163
Public Debt Statement. Notes	180
Statement of Due Dates of outstanding Debentures, Funded and Inscribed Stock, and Treasury Bills, on 30th June, 1922	183
Distribution and dates of Payment of Interest, Public Debt, 30th June, 1922	187
Balance Statement, showing the Ledger Balances on the Public Accounts of New South Wales and the distribution of the same on 30th June, 1922	193
Memorandum of Payments made to 30th June, 1922, by the Bank of New South Wales and Commercial Banking Company of Sydney, not yet transferred to the Treasurer's Public Accounts	198

PUBLIC ACCOUNTS.

1921-22.

PREPARED BY THE TREASURER.

TABLE OF CONTENTS.

No. 1.

CASH ACCOUNT.

CONSOLIDATED REVENUE FUND.

ACCOUNT CURRENT

OF

REVENUE, RECEIPTS, AND EXPENDITURE

FOR THE

YEAR ENDED 30TH JUNE, 1922.

66379—A

No. 1.

CASH ACCOUNT.

THE TREASURER IN ACCOUNT WITH THE CONSOLIDATED REVENUE FUND.

Dr. Account Current of Revenue, Receipts, and Expenditure in the year ended 30th June, 1922. *Cr.*

Reference Page.	Particulars.	Amount	Total
	GOVERNMENTAL.	£ s. d.	£ s. d.
	To Revenue and Receipts (1st July, 1921, to 30th June, 1922):—		
6	Returns (*per capita*) to the State by the Commonwealth Government		2,632,036 0 0
6	**Taxation**	7,249,016 17 11	
	Land Revenue— £ s. d.		
7	Alienations 1,086,639 15 2		
8	Annual Revenue 817,581 3 8		
		1,904,220 18 10	
9	Receipts for Services rendered (exclusive of Business Undertakings of the State)	925,972 7 4	
14	General Miscellaneous Receipts	1,208,665 9 1	
			11,287,875 13 2
	Total		**£13,919,911 13 2**
	Total, Governmental		**£13,919,911 13 2**

Reference Page.	Particulars.	Payments under Parliamentary authority.	Payments, Treasurer's Advance Vote, to be appropriated.	Payments Unauthorised in Suspense.	Total
	GOVERNMENTAL.	£ s. d.	£ s. d.	£ s. d.	£ s. d.
	By Expenditure on account of Departments—				
35	Special Appropriations	1,073,194 19 0	.....	.....	1,073,194 19 0
20	Schedules to the Constitution Act	32,845 19 11	37 0 0	.....	32,882 19 11
20	Executive and Legislative	38,876 17 8	312 16 6	731 8 6	39,921 2 8
21	Premier	53,976 13 8	6,802 1 7	10,000 5 0	70,779 0 3
22	Colonial Secretary	1,419,033 6 1	18,938 16 3	36,081 8 4	1,474,053 10 8
22	Minister for Labour	97,992 8 10	226 7 6	0 14 10	98,219 11 2
24	Minister for Public Health and Motherhood ...	1,168,635 0 1	475 12 1	43,743 1 4	1,212,853 13 6
24	Minister for State Industrial Enterprises ...	936 5 9	694 1 9	33 2 3	1,663 9 9
25	Treasurer and Secretary for Finance and Trade	1,032,858 4 3	12,024 6 6	13,059 2 1	1,057,941 12 10
27	Department of the Attorney-General and of Justice	632,350 17 5	11,185 11 6	7,654 4 4	651,190 13 3
28	Secretary for Lands and Minister for Forests ...	598,830 16 0	10,141 8 7	21,731 16 3	630,704 0 10
29	Minister for Public Works	638,796 2 0	12,628 9 9	6,654 19 1	658,079 10 10
30	Public Instruction	3,991,259 2 3	1,261 18 4	80,415 0 1	4,072,936 0 8
31	Secretary for Mines	78,688 3 2	5,337 1 8	10,567 17 7	94,593 2 5
31	Minister for Local Government	392,064 10 4	163 6 8	24,393 5 9	416,621 2 9
34	Department of Agriculture	467,300 11 4	6,058 8 1	511 17 7	473,870 17 0
		11,717,639 17 9	86,287 6 9	255,578 3 0	12,059,505 7 6
	By Interest—				
34	On Debentures and Funded Stock £6,555,640 2 3	.....	.....	.....	
34	On Treasury Bills for Public Works ... 526,298 6 5	.....	.....	.....	
25	Moneys in temporary possession of the Government 516,413 4 1	.....	.....	.....	
24	Advances by Banks ... 130,000 0 0	.....	.....	18,854 11 8	1,604,686 17 3
	£7,728,351 12 9				
5	*Less* chargeable on Business Undertakings ... 6,142,519 7 2				
		1,585,832 5 7	.....	.....	
	Total	£13,303,472 3 4	86,287 6 9	274,432 14 8	13,664,192 4 9
35	By Special Deposits Account—Part half-proceeds of Forestry Revenue under Act No. 55, 1916 (Section 13)				107,015 7 8
35	,, Public Works Fund—Two-thirds of the net proceeds of the Sale of Crown Lands exclusive of interest—less 20 per cent., under Act No. 9, 1906				406,708 4 1
36	,, State Children's Relief Act, No. 61, 1901, 1921–22				12,240 15 3
	Total, Governmental				£14,190,156 11 9

No. 1.

CASH ACCOUNT—*continued.*

THE TREASURER IN ACCOUNT WITH THE CONSOLIDATED REVENUE FUND—*continued.*

Account Current of Revenue, Receipts, and Expenditure in the year ended 30th June, 1922—*continued.*

Dr. *Cr.*

Reference Page.	Particulars.	Amount.	Total.
	BUSINESS UNDERTAKINGS OF THE STATE.	£ s. d.	£ s. d.
	To Receipts from Business Undertakings of the State—		
	Chief Commissioner for Railways and Tramways—		
15	Railways	15,462,668 14 10	
15	Tramways	3,682,413 17 1	
		19,145,082 11 11	
15	Sydney Harbour Trust Commissioners	827,122 13 1	
15	Metropolitan Board of Water Supply and Sewerage	*1,607,429 2 3	
15	Hunter District Water Supply and Sewerage Board	152,693 6 6	
			21,732,327 13 9
	Total, Business Undertakings	.....	£ 21,732,327 13 9
	To Combined Receipts—		
14	Governmental	.....	13,919,911 13 2
15	Business Undertakings	.....	21,732,327 13 9
			£ 35,652,239 6 11
	OTHER RECEIPTS—		
16	To Advances Repaid on Account of Vote, Advance to Treasurer, 1920–21	44,060 6 4	
16	„ Repayment to Vote, Advance to Treasurer, 1920–21, by Appropriation taken in 1921–22	91,918 1 0	
16	„ State Children Relief Act, No. 61, 1901, 1920–21—Adjustment by Appropriation...	39,118 17 0	
16	„ Miners' Accident Relief (Repeal) Act, No. 46, 1916	78,097 10 0	
16	„ Repayment of Contribution to General Sinking Fund, Act No. 11, 1914	350,000 0 0	
	Total Other Receipts	.....	£ 603,194 14 4
196	„ Balance on 30th June, 1922—Carried forward	.....	£ 36,255,434 1 3
			3,578,262 17 6
	Grand Total	.....	£ 39,833,696 18 9

*Includes £3,586 8s. 5d., Botany Leases, not vested in the Board.

The Treasury, New South Wales,
Sydney, 11th August, 1922.

A. Lynch,
Comptroller of Accounts.

Reference Page.	Particulars.	Payments under Parliamentary authority.	Payments, Treasurer's Advance Vote, to be appropriated.	Payments Unauthorised in suspense.	Total.
	BUSINESS UNDERTAKINGS OF THE STATE.	£ s. d.	£ s. d.	£ s. d.	£ s. d.
	By Expenditure on Business Undertakings of the State—				
	Chief Commissioner for Railways and Tramways—				
26–34	Railway Working Expenses	11,465,630 16 3	.....	.....	
	Interest on Loan Capital	4,219,001 7 0	.....	.....	
26–34	Tramway Working Expenses	3,122,370 2 8	.....	.....	19,275,198 2 9
	Interest on Loan Capital	468,195 16 10	.....	.....	
24–34	Sydney Harbour Trust Commissioners—				
	Working Expenses	232,035 13 5	4,022 18 5	.....	
	Interest on Loan Capital	*470,736 6 3	.....	.....	706,794 18 1
29–34	Metropolitan Board of Water Supply and Sewerage—				
	Working Expenses	†624,103 2 9	.....	.....	
	Interest on Loan Capital	915,917 4 1	.....	.....	1,540,020 6 10
29–34	Hunter District Water Supply and Sewerage Board—				
	Working Expenses	82,387 12 3	212 0 0	.....	
	Interest on Loan Capital	68,668 13 0	.....	.....	151,268 5 3
		£ 21,669,046 14 6	4,234 18 5	.....	21,673,281 12 11
	Total, Business Undertakings			.....	£ **21,673,281 12 11**
	By Combined Payments—				
	Governmental			.....	14,190,156 11 9
	Business Undertakings			.....	21,673,281 12 11
				£	35,863,438 4 8
	OTHER PAYMENTS—				
36	By Government Guarantee 1920-21 Wheat—Payment of 1s. 3d. per Bushel under guarantee of Payment of 7s. 6d. per Bushel for 1920-21 Wheat grown in New South Wales	963,136 16 2			
36	„ Carriage of Wheat to Drought-Stricken Areas	101 13 6			
36	„ Carriage of Fodder for Starving Stock	209 16 6			
					963,448 6 2
36	„ Wheat Acquisition Act No. 27, 1914	.....			7 15 2
36	„ Payments from Vote, Advance to Treasurer, 1921–22—To be recovered ...	.....			46,645 18 8
35	„ Appropriation in adjustment of Vote, Advance to Treasurer, 1920–21 ...	.....			91,918 1 0
36	„ State Children's Relief Act, No. 61, 1901, 1920–21 (Recoup Vote) ...	.....			39,115 9 11
35	„ Transfer to Public Works Fund—Amount in aid	.....			200,000 0 0
36	„ Miners' Accident Relief (Repeal) Act No. 46, 1916	.....			29,565 3 2
35	„ Contribution to General Sinking Fund, Act No. 19, 1904...	.....			350,000 0 0
	Total Other Payments	...		£	**1,720,700 14 1**
				£	37,584,138 18 9
...	„ Balance on 30th June, 1921—Brought forward	...			2,249,558 0 0
	Grand Total	...		£	**39,833,696 18 9**

*The interest charged on the Loan Capital is £17,815 10s. 7d. less than the interest liability of the Valuation Capital fixed under the Act.

†Includes £1,016 3s. 1d., Botany Leases, not vested in the Board.

ARTHUR A. C. COCKS,
Treasurer.

I hereby certify that the above account represents the actual receipts and expenditure of the Treasurer on account of the Consolidated Revenue Fund during the year ended 30th June, 1922, and is in accordance with the requirements of the Audit Act, 1902, Section 58.

Given under my hand, this 21st day of September, 1922.

F. A. COGHLAN,
Auditor-General

A.

CONSOLIDATED REVENUE FUND.

Detail Statement

OF GROSS AND NET REVENUE AND RECEIPTS IN THE YEAR ENDED 30TH JUNE, 1922, ON ACCOUNT OF THE CONSOLIDATED REVENUE FUND.

HEAD OF REVENUE.	AMOUNT.	TOTAL.
GOVERNMENTAL.	£ s. d.	£ s. d.
RETURNS (*per capita*) TO THE STATE BY THE COMMONWEALTH GOVERNMENT (*see page* 2)	.....	2,632,036 0 0
TAXATION.		
STAMP AND PROBATE DUTIES—		
Stamp Duties ... ... £ 1,362,763 16 11		
Less Refunds ... 19,374 16 7		
	1,343,389 0 4	
Probate Duties... ... ... 913,308 15 11		
Less Refunds ... 6,002 0 4		
	907,306 15 7	
		2,250,695 15 11
LAND TAX	2,606 11 10	
Less Refunds	116 6 1	
		2,490 5 9
INCOME TAX	4,231,998 4 5	
Less Refunds	154,101 9 2	
		4,077,896 15 3
MOTOR TAX	142,138 14 11	
Less Refunds	366 17 9	
		141,771 17 2
BETTING TAXES:—		
Racing Clubs and Associations	65,804 14 7	
Bookmakers	44,422 1 9	
	110,226 16 4	
Less Refunds	98 0 0	
		110,128 16 4
Totalizator Tax	.....	281,817 13 7
Racecourses Admission Tax Act, 1920	155,634 11 7	
Less Refunds	4 7 6	
		155,630 4 1
LICENSES:—		
To Wholesale Spirit Dealers	6,640 0 0	
To Auctioneers	9,329 7 3	
To Retail Fermented and Spirituous Liquors, including Wine, Cider, and Perry	109,144 19 11	
Billiard and Bagatelle	7,750 0 0	
Hawkers, Pedlars, and Pawnbrokers	3,522 6 0	
Tobacco, Cigars, and Cigarettes	4,492 0 0	
Sunday Trading Refreshment Act, 1916	1,875 4 0	
Metropolitan Traffic Act, No. 8, 1900	5,062 12 0	
Motor Traffic Act, No. 5, 1909...	55,733 7 6	
Gaming and Betting Act, 1906	1,356 4 6	
Theatres and Public Halls Act, No. 13, 1908...	3,325 18 2	
Explosives Act, 1905	1,271 12 6	
Inflammable Liquid Act, 1915	2,924 15 0	
Gun Licenses	15,821 1 0	
All other Licenses	1,963 0 6	
	230,212 8 4	
Less Refunds	1,626 18 6	
		228,585 9 10
TOTAL, TAXATION (*see page* 2) ... £	.....	7,249,016 17 11
Carried forward ... £	.....	9,881,052 17 11

CONSOLIDATED REVENUE FUND.

STATEMENT OF GROSS AND NET REVENUE AND RECEIPTS—*continued.*

HEAD OF REVENUE.		AMOUNT.	TOTAL.
GOVERNMENTAL—*continued.*		£ s. d.	£ s. d.
Brought forward	£	.....	9,881,052 17 11
LAND REVENUE.			
ALIENATIONS.			
AUCTIONS AND SPECIAL SALES :—			
Auction Sales		28,452 3 6	
Newcastle Pasturage Reserve Sales		73 17 4	
Improved Purchases, &c.		1,854 13 4	
Miscellaneous Purchases		13,169 7 8	
Conditional Purchases—Deposits and Improvements... ...		26,363 8 1	
Do Instalments (*inclusive of Interest*) ...		796,472 18 11	
Do Balances		232,490 14 6	
		1,098,877 3 4	
Less Refunds		12,237 8 2	
TOTAL, ALIENATIONS (*see page* 2)	£	....	1,086,639 15 2
ANNUAL LAND REVENUE.			
INTEREST (*only*) ON LAND CONDITIONALLY PURCHASED		18,513 6 10	
Less Refunds		12 11	
			18,512 13 11
PASTORAL OCCUPATION :—			
Conditional Leases		193,305 16 5	
Annual Leases		17,248 7 3	
Occupation Licenses		12,874 5 6	
Homestead Leases		5 12 6	
Homestead Selections		25,624 18 8	
Homestead Farms		22,944 8 2	
Suburban Holdings		5,657 6 7	
Crown Leases		38,243 5 5	
Settlement Leases		57,516 2 3	
Improvement Leases		21,025 14 5	
Snow, Inferior, and Scrub Leases		7,186 6 10	
Conditional Purchase Leases		9,876 3 4	
Leases under the 18th Section of Land Act, 1903		3,747 11 9	
		415,255 19 1	
Less Refunds		8,507 2 8	
			406,748 16 5
Western Lands Division.			
Western Leases		110,535 8 4	
Other Receipts		2,680 19 11	
		113,216 8 3	
Less Refunds		618 12 11	
			112,597 15 4
MISCELLANEOUS LAND RECEIPTS :—			
Fees on Preparation and Enrolment of Title-deeds		8,012 9 5	
Survey Fees		31,170 2 6	
Rents for Special Objects		62,640 5 10	
Residential Leases		1,644 3 0	
Quit Rents		535 2 2	
Church and School Lands Act, 1897		358 1 9	
Returned Soldiers' Special Holdings		1,056 19 2	
Town Land Leases		473 14 7	
Week End Leases		445 8 4	
All other receipts		42,369 10 6	
		148,705 17 3	
Less Refunds		19,930 3 10	
			128,775 13 5
ANNUAL LAND REVENUE carried forward ...	£	.....	666,634 19 1
ALIENATIONS carried forward	£	.....	1,086,639 15 2
Carried forward...	£	.....	9,881,052 17 11

CONSOLIDATED REVENUE FUND.

STATEMENT OF GROSS AND NET REVENUE AND RECEIPTS—*continued.*

HEAD OF REVENUE.			AMOUNT.	TOTAL.
GOVERNMENTAL—*continued.*			£ s. d.	£ s. d.
Brought forward... ...	£	.....		9,881,052 17 11
LAND REVENUE—continued.				
ALIENATIONS brought forward	£	.....		1,086,639 15 2
ANNUAL LAND REVENUE brought forward ...	£	.....		666,634 19 1
MINING OCCUPATION :—				
Mineral Leases			17,362 10 6	
Leases of Auriferous Lands			686 10 6	
Gold and Mineral Dredging Leases			618 7 0	
Miners' Rights			2,173 14 3	
Business Licenses			351 10 0	
Royalty on Minerals			126,712 7 11	
Other receipts (*including Survey and Appraisement Fees*) ...			4,968 7 10	
			152,873 8 0	
Less Refunds			1,927 3 5	
				150,946 4 7
TOTAL, ANNUAL LAND REVENUE (*see page* 2) ...	£	.....		817,581 3 8
TOTAL LAND REVENUE (*see page* 2) ...	£	.....		1,904,220 18 10
RECEIPTS FOR SERVICES RENDERED.				
SYDNEY BRANCH OF ROYAL MINT :—				
Mint Receipts		.....		12,617 7 3
PILOTAGE, HARBOUR DUES, AND FEES :—				
Pilotage			65,397 0 2	
Harbour and Light Rates			47,724 12 9	
Harbour Dues			6,824 5 10	
Navigation Department Fees, &c.			3,984 4 9	
Harbour and Tonnage Rates (*Outports*)			177,942 1 10	
			301,872 5 4	
Less Refunds			602 16 2	
				301,269 9 2
AGRICULTURAL COLLEGES AND FARMS ACCOUNT			10,580 12 5	
Less Refunds			308 3 11	
				10,272 8 6
FEES :—				
Public Instruction Department...			10,064 6 1	
Registration of Brands Act			1,915 16 11	
Registrar-General			176,752 17 0	
District Courts			3,925 10 3	
Courts of Petty Sessions (*including Small Debt Court Fees, &c.*)			37,169 6 2	
Supreme Court—	£ s. d.			
Master in Equity	5,650 8 1			
Master in Lunacy	2,309 8 8			
Public Trustee	21,602 19 7			
Prothonotary and Registrar in Divorce ...	18,982 2 3			
Registrar of Probates	12,365 10 6			
Registrar in Bankruptcy	5,300 9 11			
			66,210 19 0	
FEES carried forward ...	£		296,038 15 5	
RECEIPTS FOR SERVICES RENDERED carried forward ...	£	.....		324,159 4 11
Carried forward	£	.....		11,785,273 16 9

CONSOLIDATED REVENUE FUND.

STATEMENT OF GROSS AND NET REVENUE AND RECEIPTS—*continued.*

HEAD OF REVENUE.	AMOUNT.	TOTAL.
GOVERNMENTAL—*continued.*	£ s. d.	£ s. d.
Brought forward ... ... £	.....	11,785,273 16 9
RECEIPTS FOR SERVICES RENDERED—continued.		
Brought forward ... £	.....	324,159 4 11
FEES (*continued*) :—		
Brought forward ... £	296,038 15 5	
Sheriff	3,356 12 11	
Shipping Masters	4,373 13 9	
Department of Mines	2,057 6 11	
Public Officers and Examination Fees	4,147 3 6	
Presenting Private Bills to Parliament	73 10 10	
For Registration, &c., of Dogs	20,369 19 6	
Imported Stock Act	6 0 0	
Cattle Export Act	136 2 0	
Valuation of Land Act, 1916	10,155 2 0	
Local Government Examination Fees	139 17 6	
Industrial Arbitration Court	1,009 9 0	
Gas Act	7,185 2 4	
Inspector of Weights and Measures	5,322 19 4	
Fair Rents Court	48 3 0	
Dairy Industry Act, 1915	492 9 2	
Other Fees	517 8 10	
£	355,429 16 0	
Less Refunds	1,034 11 2	
		354,395 4 10
MISCELLANEOUS SERVICES RENDERED :—		
For the support of Patients in the Mental Hospitals	78,017 8 3	
Collections by the Government Printer	16,124 14 11	
Store Rent and Carriage of Explosives	14,721 5 2	
For Work performed by Prisoners in Gaol	662 3 9	
Dock Receipts	286 18 0	
Rent of Public Watering Places, Water Rights Receipts, &c.	6,816 13 10	
Commission on Imperial Pensions	4,104 1 3	
Electricity supplied to Government Offices, &c.	2,305 15 3	
Public Works Department—Cost of supervision of works, surveys, inspection of timber, hire of tools, &c., &c. ...	1,226 16 4	
Haulage, &c., at Port Kembla and Wollongong	30,144 2 4	
For use of Diamond Drills	2,289 11 4	
Commonwealth Government—		
Services of Lighthouse Keepers	85 6 6	
Services of Magistrates, Police, &c., in connection with Old Age and War Pensions Claims	1,217 1 0	
Other Services of State Officers by Repatriation Department	7 14 5	
For the support of Children in the Industrial Schools, and Maintenance of Patients in Hospitals and Asylums for Infirm, &c.	45,908 7 11	
Testing Cement, &c.	2,227 12 9	
Fumigation and Inspection Fees	9,682 15 10	
Fees for Dipping Stock	1,975 10 5	
Emergency Grain Silos	26,852 0 7	
Other Receipts	3,664 11 10	
£	248,320 11 8	
Less Refunds	902 14 1	
		247,417 17 7
TOTAL RECEIPTS FOR SERVICES RENDERED (*see page* 2)... £	.....	925,972 7 4
Carried forward ... £	.....	12,711,246 4 1

CONSOLIDATED REVENUE FUND.

STATEMENT OF GROSS AND NET REVENUE AND RECEIPTS—*continued.*

HEAD OF REVENUE.	AMOUNT.	TOTAL.
GOVERNMENTAL—*continued.*	£ s. d.	£ s. d.
Brought forward... ... £	.....	12,711,246 4 1
GENERAL MISCELLANEOUS RECEIPTS.		
RENTS—EXCLUSIVE OF LAND:—		
Wharfage, Tonnage Rates, &c. (*out ports*)	1,256 18 4	
Government Buildings and Premises	55,276 6 3	
	56,533 4 7	
Less Refunds	136 13 1	
		56,396 11 6
FINES AND FORFEITURES:—		
Sheriff	2,413 10 6	
Courts of Petty Sessions	41,866 10 0	
Confiscated and Unclaimed Property	465 6 4	
Industrial Arbitration Court	1,007 9 0	
Other Fines and Forfeitures	448 0 0	
	46,200 15 10	
Less Refunds	477 14 4	
		45,723 1 6
FORESTRY:—		
Sales, Fees, Rents, &c.	204,242 6 8	
Rents of Leases, &c.	5,711 18 10	
	209,954 5 6	
Less Refunds	397 9 3	
		209,556 16 3
COUNTRY TOWNS WATER SUPPLY WORKS—Interest	.....	46,898 14 6
COUNTRY TOWNS SEWERAGE WORKS—Interest	.....	14,668 1 11
WATER CONSERVATION AND IRRIGATION COMMISSION, ACT No. 73, 1912—Other Miscellaneous Receipts	2,149 6 9	
Less Refunds...	16 14 0	
		2,132 12 9
WATER ACT, 1912:—		
Water Trust—Interest	751 9 11	
Bore Water Trust—Interest	5,824 10 9	
Drainage Trust—Interest	2,626 2 6	
		9,202 3 2
PUBLIC SERVICE SUPERANNUATION ACT, No. 8, 1903 ...	9,298 15 6	
Less Refunds	5 16 9	
		9,292 18 9
DARLING HARBOUR RESUMED AREA	75,082 7 8	
Less Refunds	120 8 2	
		74,961 19 6
CENTENARY PARK LAND SALES, Act No. 23, 1904	.....	1,031 0 10
COMMONWEALTH GOVERNMENT—INTEREST ON VALUE OF TRANSFERRED PROPERTIES	.....	174,768 16 1
UNCLAIMED MONEYS, ACT No. 11, 1917...	4,107 18 4	
Less Refunds	97 8 5	
		4,010 9 11
UNCLASSIFIED RECEIPTS:—		
Sale of Government Property	18,516 9 7	
Receipts under the Fisheries Act	11,585 3 4	
Pastures Protection Act—(3 *per cent.*) Contributions towards cost of administering	2,386 1 8	
Costs recovered in various actions	4,242 2 3	
UNCLASSIFIED RECEIPTS carried forward ... ... £	36,729 16 10	
GENERAL MISCELLANEOUS RECEIPTS carried forward £	.....	648,643 6 8
Carried forward ... £	.....	12,711,246 4 1

CONSOLIDATED REVENUE FUND.

STATEMENT OF GROSS AND NET REVENUE AND RECEIPTS—*continued.*

HEAD OF REVENUE.				AMOUNT.			TOTAL.		
GOVERNMENTAL—*continued.*				£	s.	d.	£	s.	d.
Brought forward... ...			£	.....			12,711,246	4	1
GENERAL MISCELLANEOUS RECEIPTS brought forward...			£	.....			648,643	6	8
UNCLASSIFIED RECEIPTS—*continued.*									
Brought forward... ...			£	36,729	16	10			
Hay Irrigation Area—Rents, &c.				2,445	12	11			
Wentworth Irrigation Area—Rents, &c.				2,597	16	4			
David Berry Estate—Rent of Land, &c.				2,836	9	11			
Exchange on Cheques and Remittances				2,612	1	1			
Dental Board Fees under Section 6, Act No. 27, 1909 ...				518	16	0			
King's School Council—Rent, &c., of old Government House				150	0	0			
Conservatorium of Music—Rent, &c.				742	5	8			
Discount on Remittances from London				7,500	0	0			
Accrued Interest on Loan issued in Sydney under Acts Nos. 27, 1919, and 27, 1920				7,782	13	3			
Fractions of Interest				123	1	4			
Interest on—	£	s.	d.						
Overdue Instalments, Loan of £3,000,000, issued in London under Act No. 7, 1917	77	19	11						
Claims against Norddeutscher Lloyd, Bremen, Germany, in respect of return passages from London of New South Wales residents paid by the Government	31	6	1						
Sale of Wire-netting...	5,964	17	1						
Sale of Surplus Lands	1,593	10	5						
Securities, late Wollongong Harbour Trust...	198	10	10						
Deposit in Government Savings Bank of New South Wales, Goulburn-street Branch—C.P.S., Central Police Office	42	1	8						
Advances to Estates, Public Trustee, Sec. 39, Act No. 19, 1913	191	14	9						
Advances to Officers for purchase of equipment, &c.	168	3	3						
Advance to erect Crushing Battery, Nerrigundah	0	18	1						
Special Advance to Parkes Municipal Council of £250 for Drainage Works, &c. ...	5	19	10						
Cost of Works in connection with Portland Water Supply to 30th June, 1922 ...	9	8	3						
Cost of Urana Water Supply Works ...	18	7	2						
Urana Shire Council—Oakland Pumping Plant	3	10	2						
Cost of Hurstville Stormwater Channel ...	18	10	8						
Randwick Municipal Council—Reconstruction of Anzac-parade	206	19	6						
Leichhardt Municipal Council—Annandale Garbage Destructor	16	19	2						
Lismore Municipal Council—Water Supply Works	8	15	0						
Carried forward	£8,557	11	10						
UNCLASSIFIED RECEIPTS carried forward			£	64,038	13	4			
GENERAL MISCELLANEOUS RECEIPTS carried forward			£	.....			648,643	6	8
Carried forward			£	.....			12,711,246	4	1

CONSOLIDATED REVENUE FUND.

STATEMENT OF GROSS AND NET REVENUE AND RECEIPTS—*continued.*

HEAD OF REVENUE.				AMOUNT.			TOTAL.		
GOVERNMENTAL—*continued.*				£	s.	d.	£	s.	d.
Brought forward... ...			£	.....			12,711,246	4	1
GENERAL MISCELLANEOUS RECEIPTS brought forward			£	.....			648,643	6	8
UNCLASSIFIED RECEIPTS—*continued.*									
Brought forward... ...			£	64,038	13	4			
Interest on—*continued.*	£	s.	d.						
Brought forward £	8,557	11	10						
Bolwarra Shire Council—Purchase Money Lorn Park	25	4	1						
Orange Municipal Council—Advances under the provisions of Section 11 (3) of the Country Towns Water and Sewerage (Amendment) Act, No. 43, 1905 ...	19	17	0						
West Maitland Municipal Council—Bridge over Wallis Creek at Yarrabong... ...	10	18	8						
East Maitland Municipal Council—Bridge over Wallis Creek at Yarrabong... ...	10	18	8						
Advance, Mr. Alex. Hay, Mount Royal Copper Mine—Erection of Mineral Separating Plant	200	0	0						
Central Illawarra Municipal Council—Fig Tree Bridge	8	17	2						
Cost of Road East Ballina to Lighthouse Beach	7	10	0						
Amaroo Shire Council—Bridge, Doughboy Creek—Sherringham's Crossing	20	0	0						
Junee Water Supply—Cost of Completed Works	8,000	0	0						
Penrith Municipal Council—Waterworks Loan	328	5	4						
Glen Innes Municipal Council—Waterworks Loan	1,420	18	1						
Tamworth Water Supply Works Act, No. 52, 1915—Cost of Construction (£36,148) from 23rd September, 1898, to 30th June, 1920	31,477	9	6						
Albury Municipal Council—Sewerage Connections	55	0	0						
Bathurst Municipal Council—Sewerage Connections	92	15	10						
Goulburn Municipal Council—Sewerage Connections	238	5	2						
Hurstville Municipal Counncil—Forest-road Sewerage Scheme	26	15	8						
Waverley Municipal Council—Reconstruction Bronte Beach road	69	6	6						
Coonamble Municipal Council—Purchase of Coonamble No. 2 Bore	49	10	8						
Concord Municipal Council—Reconstruction Concord-road, &c.	56	5	0						
Granville Municipal Council—Reconstruction of Woodville (Dog Trap) road ...	92	0	3						
Reconstruction of Parramatta-road:—									
Ashfield Municipal Council	243	8	4						
Granville Municipal Council	27	0	0						
Homebush Municipal Council	154	5	0						
Leichhardt Municipal Council ...	41	1	9						
Parramatta Municipal Council ...	27	10	0						
Petersham Municipal Council	41	1	9						
Prospect and Sherwood Municipal Council	54	5	0						
Carried forward ...	£51,356	1	3						
UNCLASSIFIED RECEIPTS carried forward... ...			£	64,038	13	4			
GENERAL MISCELLANEOUS RECEIPTS carried forward			£	.....			648,643	6	8
Carried forward			£	.....			12,711,246	4	1

CONSOLIDATED REVENUE FUND.

STATEMENT OF GROSS AND NET REVENUE AND RECEIPTS—*continued.*

HEAD OF REVENUE.			AMOUNT.			TOTAL.		
GOVERNMENTAL—*continued.*			£	s.	d.	£	s.	d.
Brought forward... ...		£	.....			12,711,246	4	1
GENERAL MISCELLANEOUS RECEIPTS brought forward...		£	.....			648,643	6	8
UNCLASSIFIED RECEIPTS—*continued.*								
Brought forward... ...		£	64,038	13	4			
Interest on—*continued.*	£	s. d.						
Brought forward	£51,356	1 3						
Reconstruction of Bunnerong-road:—								
Botany Municipal Council	88	5 9						
Mascot Municipal Council	45	3 6						
Lithgow Municipal Council—Loan for purchase of a Park	58	8 6						
Value of Land acquired for establishing Iron and Steel Works, at Newcastle—under Newcastle Iron and Steel Works Act No. 55, 1912	69	0 0						
Cost of Construction of Channel, Newcastle—under Newcastle Iron and Steel Works Act No. 55, 1912	1,462	15 9						
Advances to Settlers, Hay Irrigation Area	63	14 8						
Advances to Settlers, Wentworth Irrigation Area	558	9 11						
Shallow Bores for Settlers	801	14 7						
Advances to Farmers for Fallowing Land...	99	17 0						
Advances to Returned Soldiers	41,104	3 9						
Advances—Rural Industries Board ...	90,298	1 3						
Investment in Funded Stock on account of Bankruptcy Estates Account	402	2 6						
Advance, Trustees National Park	226	4 11						
Capital Value of Properties Vested in State Abattoirs and Meat Works	43,471	19 5						
Master in Equity—Security for Costs Attorney-General *v.* Mercantile Investment Company	1	6 3						
			230,107	9	0			
Industrial Undertakings:—								
Contributions in terms of Section 4, Act 22, 1912 ...			570	19	4			
Interest on Capital, Section 3, Act 22, 1912			9,616	3	11			
Interest on Daily Debit Balances			862	17	2			
Fees under 65th Regulation, Pastures Protection Act ...			70	5	0			
Instalment of Purchase Money, Girls' High School, Sydney			40,000	0	0			
Amount received from Commonwealth Government for renovation of Berrima Gaol after housing German Prisoners of War			2,500	0	0			
Purchase of Flinders' Papers and Relics by the Mitchell Library			1,000	0	0			
State Wheat Office, Profit on Sale of Wheat purchased in Victoria and South Australia			104,261	5	8			
Junee Water Supply Administration Act, 1915 (sec. 17)—Receipts for water supplied from Bethungra Dam ...			1,500	0	0			
UNCLASSIFIED RECEIPTS carried forward... ...		£	454,527	13	5			
GENERAL MISCELLANEOUS RECEIPTS carried forward		£	.....			648,643	6	8
Carried forward		£	.....			12,711,246	4	1

CONSOLIDATED REVENUE FUND.

STATEMENT OF GROSS AND NET REVENUE AND RECEIPTS—*continued.*

HEAD OF REVENUE.	AMOUNT.	TOTAL.
GOVERNMENTAL—*continued.*	£ s. d.	£ s. d.
Brought forward... ... £	.....	12,711,246 4 1
GENERAL MISCELLANEOUS RECEIPTS brought forward £	.....	648,643 6 8
UNCLASSIFIED RECEIPTS—*continued.*		
Brought forward ... ... £	454,527 13 5	
Repayments :—		
Value of materials issued by the Government Stores Department	1,091 0 4	
Annandale Garbage Destructor—Repayment	221 0 10	
Penrith Municipal Council Waterworks Loan—Instalment of Principal	115 11 2	
Parkes Municipal Council—Drainage Works—Instalment of Principal	9 0 2	
Repayments of increases under Parliamentary Allowances Amendment Act, 1920	3,449 6 9	
Repayments to credit of Votes, previous years (*see p.* 19)	66,538 4 4	
Transfers under Section 31 of Audit Act, 1902 :—		
Seamen's Wages, 1919-20	739 10 7	
Deposits under Mining Act, 1919-20	160 17 0	
Revenue Suspense Account, 1919-20	769 16 9	
Unclaimed Moneys, 1919-20	4,848 7 4	
Compensation for Surface Damage, 1915-16	115 18 0	
Unclaimed Salaries and Wages, 1918-19 and 1919-20...	4,841 5 4	
Water Conservation and Irrigation Commission, Stamp Suspense Account	26 9 0	
Evening Continuation School Fees (*Part balance not required*)	750 0 0	
Technical Education Fees Account (*do* *do*)	13,500 0 0	
Prisons Live Stock Account ... (*do* *do*)	700 0 0	
Prisons Bread Account ... ... (*do* *do*)	800 0 0	
Real Property Act—Advertising Account ... ... (*do* *do*)	500 0 0	
Conservatorium of Music—Fees Trust Account ... ... (*do* *do*)	7,500 0 0	
Emu Plains Prison Farm Account	800 0 0	
Unclaimed Suitors' Money	85 3 6	
Other Unclassified Receipts	1,003 10 11	
£	563,092 15 5	
Less Refunds	3,070 13 0	
		560,022 2 5
TOTAL, GENERAL MISCELLANEOUS RECEIPTS (*see page* 2) ... ... £		1,208,665 9 1
Total Net (Governmental) Revenue and Receipts—Consolidated Revenue Fund—Carried forward ... ... £		13,919,911 13 2

CONSOLIDATED REVENUE FUND.

STATEMENT OF GROSS AND NET REVENUE AND RECEIPTS—*continued.*

HEAD OF REVENUE.						TOTAL.		
						£	s.	d.
TOTAL NET (*Governmental*) REVENUE AND RECEIPTS—CONSOLIDATED REVENUE FUND—brought forward					£	13,919,911	13	2
BUSINESS UNDERTAKINGS OF THE STATE.								
	£	s.	d.	£	s.	d.		
Chief Commissioner for Railways and Tramways:—								
Railway Tolls	£15,402,894	15	5					
Do Miscellaneous	101,449	3	8					
	£15,504,343	19	1					
Less Refunds ...	167,720	1	1					
	£15,336,623	18	0					
Repayments to Credit of Votes previous years (*see page* 19)	126,044	16	10					
				15,462,668	14	10		
Tramway Tolls	£3,609,936	6	6					
Do Miscellaneous... ...	72,101	6	8					
	£3,682,037	13	2					
Less Refunds ...	674	18	6					
	£3,681,362	14	8					
Repayments to Credit of Votes previous years (*see page* 19)	1,051	2	5					
				3,682,413	17	1		
							*19,145,082	11	11
Sydney Harbour Trust Commissioners:—								
Wharfage and Tonnage Rates, &c. (*Sydney*)				498,227	18	7		
Rent of Houses, Shops, Wharves, &c.				253,774	5	6		
Miscellaneous and Bond Charges				70,178	15	9		
				822,180	19	10		
Less Refunds				4,749	18	8		
				817,431	1	2		
Repayments to Credit of Votes previous years (*see page* 19)				9,691	11	11		
							*827,122	13	1
Metropolitan Board of Water Supply and Sewerage:—								
Water Rates, &c.	£928,610	16	2					
Less Refunds ...	1,208	16	8					
				927,401	19	6		
Sewerage Rates, &c.	£680,019	11	10					
Less Refunds ...	18	0	10					
				680,001	11	0		
				1,607,403	10	6		
Repayments to Credit of Votes previous years (*see page* 19)				25	11	9		
							*1,607,429	2	3
Hunter District Water Supply and Sewerage Board:—								
Water Rates, &c.	£113,117	18	4					
Less Refunds ...	76	16	2					
				113,041	2	2		
Sewerage Rates, &c.	£39,560	3	9					
Less Refunds ...	83	11	8					
				39,476	12	1		
				152,517	14	3		
Repayments to Credit of Votes previous years (*see page* 19)				175	12	3		
							*152,693	6	6
Net Total—(Business Undertakings of the State)						£	**21,732,327**	**13**	**9**
Total Net Revenue and Receipts—Consolidated Revenue Fund— Carried forward						£	35,652,239	6	11

See page 4.

CONSOLIDATED REVENUE FUND.

STATEMENT OF GROSS AND NET REVENUE AND RECEIPTS—*continued.*

HEAD OF REVENUE.	TOTAL.
	£ s. d.
TOTAL NET REVENUE AND RECEIPTS—CONSOLIDATED REVENUE FUND—brought forward ... ... £	35,652,239 6 11
OTHER RECEIPTS.	
ADVANCES REPAID—	
Advance to Treasurer, 1920–1921	*44,060 6 4
In adjustment of Vote Advance to Treasurer—	
On account of 1920–1921	*91,918 1 0
State Children Relief (Act No. 61, 1901), 1920-21—Adjustment by Appropriation	*39,118 17 0
Miners' Accident Relief (Repeal) Act No. 46, 1916...	*78,097 10 0
Repayment of Contribution to General Sinking Fund, Act No. 11, 1914	*350,000 0 0
TOTAL ... ... £	603,194 14 4
Grand Total ... ... £	**36,255,434 1 3**

* See page 4.

The Treasury, New South Wales,
Sydney, 11th August, 1922.

A. LYNCH,
Comptroller of Accounts.

ARTHUR A. C. COCKS,
Treasurer.

Statement B.

CONSOLIDATED REVENUE FUND.

SCHEDULE of REPAYMENTS to CREDIT of VOTES of 1920-21, and Previous Years:—

HEAD OF APPROPRIATION.	AMOUNT. £ s. d.
GOVERNMENTAL.	
EXECUTIVE AND LEGISLATIVE.	
Legislative Council Select Committee on Metalliferous Industry	47 3 3
Parliamentary Standing Committee on Public Works—Contingencies	1 3 2
PREMIER.	
Premier—Salaries	18 9
Do Contingencies	51 7 11
Agent-General—Salaries	7 9 0
Do Contingencies	3 10 2
Immigration and Tourist Bureau—Contingencies	33 0 0
Motor-cars—Expenses of upkeep, &c.	154 7 10
Unusual Expenditure arising out of the War, &c.	1 14 2
Advances made to Soldiers by Agent-General, London	10 7
Fares—Returned Soldiers, &c.	1 2 8
National Rifle Association—Concession Fares, &c.	8 10 5
Premier's Official Visit to England	87 18 2
Relief granted to persons during Peace Week	4,203 8 10
COLONIAL SECRETARY AND MINISTER OF PUBLIC HEALTH.	
Colonial Secretary—Salaries	1 4 0
Auditor-General—Salaries	21 0 10
Aborigines Protection Board—Salaries	30 0 0
Do do Contingencies	5 15 0
Police—Salaries	714 9 9
Do Contingencies	534 0 10
Weights and Measures—Contingencies	12 2 3
Housing Board—Contingencies	15 15 0
Public Health—Salaries	66 14 4
Do Contingencies	95 7 9
Lunacy—Salaries	94 2 3
Do Contingencies	41 4 7
Master in Lunacy—Contingencies	13 18 6
Baby Clinics—Contingencies	20 8 0
Incidental, Unforeseen, and Petty Expenses, &c.	97 15 5
To meet Payments to Railway Commissioners for Transmission of Destitute Persons...	27 11 4
Amount required for Subventions to Friendly Societies	18 6 7
Burial of Destitute Persons, &c.	11 12 6
Christmas Cheer for Deserving Cases of Distress	1 19 9
Maintenance and Transmission of Destitute Persons, &c.	86 0 6
To pay officers who may be granted extended leave of absence prior to retirement ...	234 12 4
TREASURER AND SECRETARY FOR FINANCE AND TRADE.	
Treasury—Contingencies	0 1 0
Stamp Duties—Salaries	12 5 0
Land and Income Tax—Salaries	11 18 7
Government Printer—Salaries	7,448 10 11
Do Contingencies	3,362 11 9
Explosives—Contingencies	0 7 3
Navigation—Salaries	44 11 2
Do Contingencies	6 13 8
Resumed Properties—Salaries	38 2 8
Do Contingencies	3,590 13 6
Stores Supply—Salaries	270 0 0
Do Contingencies	7,486 5 5
Sewerage and Water Rates, &c., Sydney and Country Towns	738 0 6
Adjustment of Salaries of Officers, &c.	343 19 9
Cab Hire for Members of Legislative Assembly, &c.	1 10 0
Sydney Branch of Royal Mint	272 7 8
To meet increases, Board of Trade Declaration, 8th October, 1920	4 16 11
Carried forward ... ... £	30,379 2 2

SCHEDULE OF REPAYMENTS to Credit of Votes 1920-21, and Previous Years—*continued.*

HEAD OF APPROPRIATION	AMOUNT. £ s. d.
GOVERNMENTAL—*continued.*	
Brought forward ... ... £	30,379 2 2
DEPARTMENT OF THE ATTORNEY-GENERAL AND OF JUSTICE.	
Attorney-General and Justice—Salaries...	0 3 7
Do do Contingencies	75 3 6
Court Reporters—Contingencies...	0 5 0
Public Trustee—Salaries	1 8 9
Sheriff—Contingencies	4 18 0
District Courts—Contingencies	0 1 0
Coroners—Contingencies	7 4 7
Petty Sessions—Contingencies	40 0 8
Prisons—Salaries	115 15 1
Do Contingencies	163 5 6
Registrar-General—Salaries	0 11 8
Do Contingencies	20 18 7
Public Service Board—Salaries	1 17 6
To meet Legal Expenses, &c.	50 0 0
Do Expenses of Licenses Compensation Assessment Board	35 12 6
Licenses Reduction Board—Expenses	6 0 0
Profiteering Prevention Act—Expenses	1 15 2
SECRETARY FOR LANDS.	
Lands—Salaries	520 1 9
Do Contingencies	229 7 11
Public Parks, Recreation Reserves, and Cemeteries	11 4 0
Returned Soldiers' Settlement Branch—Salaries	9 14 1
Do do do Contingencies	349 15 6
Forestry—Contingencies	32 5 4
Purchase of Orchard, Narara Creek	133 0 0
Helms A., Expenses of visit to America and Europe	93 9 4
MINISTER FOR PUBLIC WORKS.	
Establishment—Salaries	474 18 2
Bridges	1,384 5 6
Punts, Ferries, and Launches	636 14 6
Public Watering-places, Drainage, &c.	125 0 0
Harbours and Rivers	564 11 3
Dredge Service	4,964 0 4
Public Buildings	2,807 10 4
Miscellaneous	163 8 5
Compensation and Gratuities to Officers, Employees, and others, &c., under Workmen's Compensation Act	0 2 3
Equipment, Travelling, &c.	420 3 3
Rents, Cleaning, &c.	80 10 9
PUBLIC INSTRUCTION.	
Public Instruction	10,874 16 1
State Children Relief Department—Contingencies	60 17 0
Industrial School for Girls, Parramatta—Contingencies	9 5 0
Gosford Farm Home for Boys—Contingencies	1 3 1
Observatory—Contingencies	2 10 6
Australian Museum—Salaries	25 19 1
National Art Gallery—Contingencies	3 3 3
Conservatorium of Music—Contingencies	5 7 4
In aid of Educational Institutions, &c.	0 15 0
LABOUR AND INDUSTRY.	
Labour and Industry—Salaries	22 6 10
Do Contingencies	1,026 17 8
Board of Trade—Technical Commission of Inquiry, Broken Hill	0 6 0
Carried forward ... ... £	55,937 12 9

SCHEDULE OF REPAYMENTS to Credit of Votes 1920-21, and Previous Years—*continued.*

HEAD OF APPROPRIATION.	AMOUNT. £ s. d.
GOVERNMENTAL—*continued.*	
Brought forward ... ... £	55,937 12 9
SECRETARY FOR MINES.	
Mines Department—Contingencies	829 15 11
To Promote Prospecting for Gold, &c.	152 0 0
Crushing Batteries, &c.	15 0 0
DEPARTMENT OF AGRICULTURE.	
Agriculture—Salaries	490 11 2
Do Contingencies	584 8 10
Grain Elevators—Salaries	1,510 0 0
Do Contingencies	629 17 1
Rural Industries Board—Salaries	6 10 0
Do do Contingencies	2 10 5
Stock and Brands—Salaries	237 10 0
Do Contingencies	150 19 2
Botanic Gardens—Contingencies...	1 10 4
Nursery Garden, Campbelltown—Contingencies	1 1 7
Government Domain (Outer)—Contingencies	87 1 2
Commercial Agents—Contingencies	800 0 0
Investigation into Extermination of White Ants, &c.	951 14 6
Advance to Principal, Hawkesbury Agricultural College, to finance Students, &c. ...	2 0 0
Water Conservation and Irrigation—Salaries	99 5 4
Do do Contingencies	1,944 6 6
Hay and Wentworth Irrigation Areas—Advances to Settlers...	1,641 6 11
Murrumbidgee Irrigation Area—To pay difference between Military and State pay of Officers on Active Service	29 5 10
Macquarie River—Further investigation of Campbell's Dam, &c.	0 10 0
Hay Irrigation Area—Repairs to Plant	40 0 0
Surveys, &c.—Lachlan River Scheme	55 2 11
Sendall, W. N.—Monetary value of extended leave	4 0 7
MINISTER FOR LOCAL GOVERNMENT.	
Local Government—Salaries	0 3 2
Do Contingencies	3 5 4
Valuation Bureau—Salaries	1 7 0
Expenditure for the improvement of Main Roads	241 1 10
SPECIAL APPROPRIATIONS.	
Superannuation Acts, Nos. 28, 1916, 44, 1918, and 30, 1919	26 7 11
Parliamentary Electorates and Elections Act, No. 41, 1912	52 14 1
Miners' Accident Relief (Repeal) Act, No. 46, 1916	9 4 0
Total (*Governmental—see page* 14) ... ... £	66,538 4 4
BUSINESS UNDERTAKINGS OF THE STATE.	
Railway Working Expenses	126,044 16 10
Tramway do	1,051 2 5
Sydney Harbour Trust—Contingencies	9,691 11 11
Metropolitan Board of Water Supply and Sewerage—Contingencies	25 11 9
Hunter District Water Supply and Sewerage Board—Contingencies	175 12 3
Total (*Business Undertakings—see page* 15) ... ... £	136,988 15 2
Grand Total ... ... £	**203,526 19 6**

The Treasury, New South Wales,
Sydney, 11th August, 1922.

A. LYNCH,
Comptroller of Accounts

ARTHUR A. C. COCKS,
Treasurer.

C.

Detail Statement

OF EXPENDITURE, IN THE YEAR ENDED 30TH JUNE, 1922, OUT OF THE CONSOLIDATED REVENUE FUND, as shown in Account Current, pages 3 and 5.

No. of Appropriation.	HEAD OF SERVICE.	ESTABLISHMENTS. Salaries.	ESTABLISHMENTS. Contingencies.	OTHER SERVICES.	TOTAL PAYMENTS.
	SERVICES OF THE YEAR ENDED 30th JUNE, 1922.	£ s. d.	£ s. d.	£ s. d.	£ s. d.
	No. I.—Schedules.				
	THIRD SCHEDULE	12,428 19 9	.....	.....	12,428 19 9
	FOURTH SCHEDULE:—				
	Pensions to Judges	.....	.....	1,300 0 0	2,433 6 4
	Pensions to Superannuated Officers	.....	.....	1,133 6 4	
	Schedule C—Stipends or Allowances—				
	Church of England	.....	.....	100 0 0	100 0 0
	TOTAL, SCHEDULES £	12,428 19 9	....	2,533 6 4	14,962 6 1
	SUPPLEMENT TO SCHEDULES.				
	THIRD SCHEDULE—Supplement:—				
	Chief Justice	1,500 0 0	.....	....	16,700 0 0
	Puisne Judges	15,200 0 0	.....	.....	
1	Pensions to Widows of Pilots	.....	.....	50 0 0	1,183 13 10
2	Military Pensions	.....	.....	236 8 4	
3	Other Pensions and Allowances	.....	.....	897 5 6	
	TOTAL, SUPPLEMENT TO SCHEDULES £	16,700 0 0	.....	1,183 13 10	17,883 13 10
	Executive and Legislative.				
4	VICE-PRESIDENT OF THE EXECUTIVE COUNCIL AND REPRESENTATIVE OF THE GOVERNMENT IN THE LEGISLATIVE COUNCIL	422 14 4	150 0 0	....	572 14 4
5	LEGISLATIVE COUNCIL	(a) 1,982 0 8	319 10 1	.....	5,301 10 9
6	LEGISLATIVE ASSEMBLY	(b) 10,982 5 8	816 16 9	....	11,829 2 5
7	LEGISLATIVE COUNCIL AND ASSEMBLY	6,444 16 8	1,636 17 3	.....	8,081 13 11
8	PARLIAMENTARY LIBRARY	(c) 2,429 16 4	910 13 2	.....	3,340 9 6
9	PARLIAMENTARY REPORTING STAFF	(d) 8,310 13 8	270 4 5	.....	8,580 18 1
10	PARLIAMENTARY STANDING COMMITTEE ON PUBLIC WORKS	(e) 1,732 12 2	169 5 0	.....	1,901 17 2
	TOTAL, EXECUTIVE AND LEGISLATIVE £	35,304 19 6	4,303 6 8	.....	39,608 6 2
	Premier.				
11	PREMIER'S DEPARTMENT	13,574 10 9	14,110 1 6	.....	27,684 12 3
12	EXECUTIVE COUNCIL	50 0 0	.....	.....	50 0 0
13	AGENT-GENERAL FOR NEW SOUTH WALES	7,087 15 3	9,085 0 0	.....	16,172 15 3
	MISCELLANEOUS SERVICES—				
14	Motor Cars—Expenses of upkeep, and Salaries, Allowances, &c., of Drivers other than those who are Members of the Police Force	.....	.....	4,430 19 9	6,031 19 11
15	Grant in aid of the Widow and Family of the late Sir Henry Parkes	....	.....	150 0 0	
16	Towards expenses of providing accessories in connection with official entertainments at State Government House	.....	.....	16 0 2	
17	Incidental expenses (including rent) of the Australia Day Fund (Amelioration Committee)	.....	.....	375 0 0	
18	Cost of organising and collecting War Trophies for distribution throughout the State, exhibiting the captured German Railway Gun, and investigating the proposal to establish a War Museum in Sydney	.....	.....	1,000 0 0	
	Carried forward £	20,712 6 0	23,195 1 6	6,031 19 11	49,939 7 5
	Carried forward £	64,433 19 3	4,303 6 8	3,717 0 2	72,454 6 1

(a) Includes payments, 'Unauthorised in Suspense," shown on page 37, viz. £170 0s. 8d.
(b) Do do do do 37, do £202 5s. 8d.
(c) Do do do do 37, do £128 16s. 4d.
(d) Do do do do 37, do £107 13s. 8d.
(e) Do do do do 37, do £122 12s 2d.

DETAIL STATEMENT OF EXPENDITURE, CONSOLIDATED REVENUE FUND—*continued.*

No. of Appropriation	HEAD OF SERVICE.	ESTABLISHMENTS. Salaries.	ESTABLISHMENTS. Contingencies.	OTHER SERVICES.	TOTAL PAYMENTS.
	SERVICES OF THE YEAR ENDED 30th JUNE, 1922—continued.	£ s. d.	£ s. d.	£ s. d.	£ s. d.
	Brought forward ..... £	64,433 19 3	4,303 6 8	3,717 0 2	72,454 6 1
	Premier—continued.				
	Brought forward ..... £	20,712 6 0	23,195 1 6	6,031 19 11	49,939 7 5
	MISCELLANEOUS SERVICES—*continued.*				
19	To cover minor concessions to returned and wounded Soldiers, and to meet expenditure arising out of late War—Armistice Anniversary Celebrations, &c.	.....	.....	76 4 11	
22	Empire Day Celebration—Cost of Illuminations, &c.	.....	.....	36 0 0	
23	Bush Week—Expenses of organising	.....	.....	76 18 9	
24	Bonus to Mr. W. O'Neill for additional duties A.I.F. Furlough (Privileges) Bureau	.....	.....	15 0 0	
25	Royal Commission to inquire into Public Service—Bonus to shorthand-writer and typist in lieu of overtime ...	.....	.....	50 0 0	
26	To meet expenditure in rail concessions specially approved by the Premier, or arising out of the reciprocal agreements between the States, and also the Commonwealth, in respect of free rail facilities	.....	.....	2,500 0 0	4,037 6 3
27	To cover grants to Public Officers for suggestions resulting in economy in regard to advertising and publications	.....	.....	24 3 0	
28	Premier's Official Visit to England—further sum	.....	.....	995 8 7	
29	Cost of Repatriation of Mrs. L. Nicholson from London to Sydney	.....	.....	40 0 0	
30	Aerial Transport Service—Expenses	.....	.....	58 11 0	
31	National Rifle Association — Rail concessions to competitors	.....	.....	165 0 0	
...	Russian Famine Relief Fund—Subsidy at rate of £ for £ on Cash Donations	.....	.....	(a) 10,000 5 0	10,000 5 0
	TOTAL, PREMIER ..... £	20,712 6 0	23,195 1 6	20,069 11 2	63,976 18 8
	Colonial Secretary.				
32	COLONIAL SECRETARY	(b) 32,804 18 5	.....	.....	32,804 18 5
33	AUDITOR-GENERAL'S DEPARTMENT	29,434 8 0	4,363 13 0	.....	33,798 1 0
34	ABORIGINES PROTECTION BOARD	2,018 17 7	20,522 15 5	.....	22,541 12 9
35	POLICE	(c) 849,040 9 4	(d) 210,282 18 5	.....	1,059,323 7 9
36	BUREAU OF STATISTICS AND REGISTRY OF FRIENDLY SOCIETIES AND TRADE UNIONS	(e) 15,898 9 2	1,705 11 10	.....	17,604 1 0
37	WEIGHTS AND MEASURES OFFICE	4,832 13 7	2,573 11 5	.....	7,406 5 0
38	GOVERNMENT TOURIST BUREAU	(f) 9,137 13 0	1,877 3 10	.....	11,014 16 10
	MISCELLANEOUS SERVICES:—				
39	Animals Protection Society—Aid, on condition of an equal amount being raised by private contributions	.....	.....	100 0 0	
40	Incidental, unforeseen, and petty expenses, freight, insurance, extra clerical assistance, fuel, light, postages, travelling expenses, telephones, hire of boats, &c., of Department, including State Fisheries	.....	.....	11,935 1 11	13,079 1 11
41	Additional sum for religious attendance on inmates of Asylums and other Government Institutions	.....	.....	720 0 0	
42	Royal Naval House—Grant for rates and taxes	.....	.....	224 0 0	
43	Royal Life-saving Society—Grant	.....	.....	100 0 0	
44	To pay Officers who may be granted extended leave of absence prior to retirement	2,586 3 5	.....	.....	2,586 3 5
	Carried forward ..... £	915,753 12 6	241,325 14 2	13,079 1 11	1,200,158 8 7
	Carried forward ..... £	85,146 5 3	27,498 8 2	23,786 11 4	136,431 4 9

(a) Includes payments "Unauthorised in Suspense," shown on page 37, viz., £10,000 5 0
(b) Do do do do 37, ,, £663 18 5
(c) Do do do do 37, ,, £11,670 9 4
(d) Do do do do 37, ,, £28,104 18 5
(e) Do do do do 37, ,, £294 9 2
(f) Do do do do 37, ,, £347 13 0

DETAIL STATEMENT OF EXPENDITURE, CONSOLIDATED REVENUE FUND—*continued.*

No. of Appropriation.	HEAD OF SERVICE.	Establishments. Salaries.	Establishments. Contingencies.	Other Services.	Total Payments.
	SERVICES OF THE YEAR ENDED 30th JUNE, 1922—continued.	£ s. d.	£ s. d.	£ s. d.	£ s. d.
	Brought forward.....£	85,146 5 3	27,498 8 2	23,786 11 4	136,431 4 9
	Colonial Secretary.—continued.				
	Brought forward.....£	945,753 12 6	241,325 14 2	13,079 1 11	1,200,158 8 7
	MISCELLANEOUS SERVICES—*continued.*				
45	Amount required to provide for subventions to Friendly Societies (Act No. 46, 1912).....	.....	.....	40,000 0 0	
46	Board of Fire Commissioners—Subsidy (Act No. 9, 1909)	.....	.....	73,645 0 0	
47	Allowance to Board of Fire Commissioners for care of Fire Extinguishing Appliances in Government Buildings.....	.....	.....	1,170 0 0	
48	New South Wales Fire Brigade Band—Grant.....	.....	.....	65 0 0	
49	Burial of destitute persons	.....	.....	819 18 0	
50	Maintenance, Transmission of destitute persons within and beyond the State, Charitable Relief, &c.	.....	.....	132,744 7 3	254,690 17 9
51	Blankets for deserving poor	.....	.....	3,900 0 0	
52	Christmas Cheer—To provide Christmas cheer for deserving cases of distress	.....	.....	1,763 7 4	
53	Expenses in connection with the collection, transport, and distribution of edible fishes to stock permanent waters and acclimatisation of trout.....	.....	.....	325 13 4	
54	Royal Zoological Society of New South Wales—Grant ...	.....	.....	50 0 0	
55	Relief to sufferers by floods, hire of boats, &c.....	.....	.....	107 11 10	
56	State Trawling Industry—To recoup salary paid to Mr. D. G. Stead, late General Manager, while on leave of absence	263 15 0	.....	.....	263 15 0
57	Censorship of Theatres and Films—To meet expenses of...	.....	.....	101 13 1	101 13 1
	Total—Colonial Secretary	946,017 7 6	241,325 14 2	267,771 12 9	1,455,114 14 5
	Minister for Labour.				
58	DEPARTMENT OF LABOUR.....	(a) 53,832 14 10	33,000 8 1	.....	86,833 2 11
59	BOARD OF TRADE	6,921 4 6	4,238 16 3	.....	11,160 0 9
	Total—Minister for Labour.....	60,753 19 4	37,239 4 4	.....	97,993 3 8
	Minister for Public Health and Motherhood.				
60	PUBLIC HEALTH	146,791 15 7	191,243 1 7	.....	338,034 17 2
61	LUNACY.....	274,910 14 3	180,816 7 9	.....	455,727 2 0
62	MASTER IN LUNACY	(b) 12,246 14 5	585 8 0	.....	12,832 2 5
63	DENTAL BOARD	(c) 354 1 1	507 4 6	.....	861 5 7
64	MEDICAL BOARD	202 0 0	23 0 5	.....	225 0 5
65	BOARD OF OFFICIAL VISITORS—MENTAL HOSPITALS.....	786 16 0	2 0 0	.....	788 16 0
66	BABY CLINICS AND BABY HOSPITALS	4,356 6 9	14,548 16 8	.....	18,905 3 5
67	VENEREAL DISEASES ACT, No. 46, 1918	1,000 0 0	956 2 2	.....	1,956 2 2
	ENDOWMENT TO HOSPITALS, &c., AND OTHER CHARITABLE SERVICES:—				
	Sydney Hospital—				
68	Aid, on condition that an equal amount be raised by private annual contributions, and also that the Government, through Police Magistrates or other approved Officers, has the right of recommending the admission of Patients	.....	.....	4,750 0 0	
69	Bed Subsidy	.....	.....	28,000 0 0	
70	Grant in aid of annual cost of Regent-street Dispensary...	.....	.....	700 0 0	
71	Special Grant for maintenance purposes.....	.....	.....	14,000 0 0	
72	Rent of "Moorcliff" Eye Hospital.....	.....	.....	506 0 0	
	Royal Prince Alfred Hospital—				83,081 0 0
73	Aid, on condition that an equal amount be raised by private annual contributions, and also that the Government, through Police Magistrates or other approved Officers, has the right of recommending the admission of Patients.....	.....	.....	7,125 0 0	
74	Bed Subsidy	.....	.....	28,000 0 0	
	Carried forward.....£	440,648 8 1	388,682 1 1	83,081 0 0	912,411 9 2
	Carried forward.....£	1,091,917 12 1	305,063 6 8	291,558 4 1	1,689,539 2 10

(a) Includes payments "Unauthorised in Suspense," shown on page 37, viz., 14s. 10d.
(b) Do do do do 37, £495 14s. 5d.
(c) Do do do do 37, £39 1s. 1d.

DETAIL STATEMENT OF EXPENDITURE, CONSOLIDATED REVENUE FUND—*continued.*

No. of Appropriation.	HEAD OF SERVICE.	Establishments. Salaries.	Establishments. Contingencies.	Other Services.	Total Payments.
	SERVICES OF THE YEAR ENDED 30th JUNE, 1922—continued.	£ s. d.	£ s. d.	£ s. d.	£ s. d.
	Brought forward ..... £	1,091,917 12 1	306,063 6 8	291,558 4 1	1,689,539 2 10
	Minister for Public Health and Motherhood —continued.				
	Brought forward ..... £	440,648 8 1	388,682 1 1	83,081 0 0	912,411 9 2
	Endowment to Hospitals, &c., and other Charitable Services—*continued.*				
	Royal Prince Alfred Hospital—*continued.*				
75	Special Grant for maintenance purposes	.....	.....	16,750 0 0	
76	Venereal Clinic—Special Grant for treatment of specific diseases	.....	.....	2,000 0 0	
	Carrington Centennial Hospital, Home for Convalescents—				
77	Aid, on condition that an equal amount be raised by private annual contributions, and also that the Government, through Police Magistrates or other approved Officers, has the right of recommending the admission of Patients	.....	.....	1,000 0 0	
78	Bed Subsidy	.....	.....	2,375 0 0	45,079 3 8
	Benevolent Society of New South Wales, Sydney—				
79	Aid, on condition of an equal amount being raised by private contributions	.....	.....	12,000 0 0	
80	Towards maintenance Royal Hospital for Women, Renwick Hospital, and Asylum for Women and Children	.....	.....	6,562 3 8	
81	Special Grant towards Outdoor Relief	.....	.....	4,392 0 0	
	Hospitals and Other Charitable Services— *Subsidies—Hospitals and other Benevolent Institutions*—				
82	Aid, on condition that an equal amount be raised by private annual contributions, and also that the Government, through Police Magistrates or other approved Officers, has the right of recommending the admission of Patients	.....	.....	(*a*)188,208 5 10	
83	Police and Firemen's Hospital Carnival, 1922—Aid, on condition that an equal amount be raised by private contributors	.....	.....	1,333 4 6	
84	Broken Hill and District Nursing Association—Aid, on condition that an equal amount be raised by private contributions	.....	.....	150 0 0	
85	New South Wales Institution for the Deaf and Dumb and the Blind— Do do	.....	.....	450 0 0	207,791 10 4
86	Infants' Home, Ashfield— Do do	.....	.....	750 0 0	
87	Royal Alexandra Hospital for Children— Do do	.....	.....	8,000 0 0	
88	Sydney Homœopathic Hospital— Do do	.....	.....	300 0 0	
89	Sydney Industrial Blind Institution— Do do	.....	.....	2,600 0 0	
90	Government subsidy to Hospitals—each hospital's share to be apportioned according to a certain allowance for so many free beds, to be disposed of without regard to religious denomination by the Hospital Management	.....	.....	6,0 0 0 0	
	Special Grants—				
91	Broken Hill Hospital—For general maintenance purposes	.....	.....	3,000 0 0	
92	Broken Hill Hospital—Towards maintenance of Children's Ward	.....	.....	2,000 0 0	
93	Day Nursery Association	.....	.....	600 0 0	
94	Newcastle and Northumberland Benevolent Society.....	.....	.....	900 0 0	
95	Newcastle Hospital—For maintenance purposes	.....	.....	4,500 0 0	
96	Newcastle Hospital—On account of seafaring and other claims	.....	.....	300 0 0	
97	Special Grants to Hospitals, &c.	.....	.....	7,733 11 8	
98	Goondiwindi and Mungindi (Queensland) Border Hospitals—Towards cost of treatment of patients from New South Wales	.....	.....	200 0 0	33,652 1 1
99	Ambulance and Transport Service Act, No. 5, 1919—To meet expenditure under	.....	.....	10,000 0 0	
100	United Dental Hospital of Sydney—Towards upkeep and maintenance	.....	.....	900 0 0	
101	Bush Nurses—Towards establishment and maintenance of	.....	.....	1,000 0 0	
102	Medical Practitioners—Towards subsidising Medical Practitioners in bush settlements	.....	.....	1,363 9 5	
103	Throat and Chest Dispensaries—Towards establishment and maintenance of	.....	.....	1,050 0 0	
105	Child Study and Adult Health Association—Towards cost of purchasing milk for weak children	.....	.....	100 0 0	
	Carried forward ..... £	440,618 8 1	388,682 1 1	369,603 15 1	1,198,934 4 3
	Carried forward ..... £	1,091,917 12 1	306,063 6 8	291,558 4 1	1,689,539 2 10

(*a*) Includes payments "Unauthorised in Suspense," shown on page 37, viz. £43,508 5s. 10d.

DETAIL STATEMENT OF EXPENDITURE, CONSOLIDATED REVENUE FUND—*continued.*

No. of Appropriation	HEAD OF SERVICE.	Establishments. Salaries.	Establishments. Contingencies.	Other Services.	Total Payments.
	SERVICES OF THE YEAR ENDED 30th JUNE, 1922—continued.	£ s. d.	£ s. d.	£ s. d.	£ s. d.
	Brought forward ..... £	1,091,917 12 1	306,063 6 8	291,558 4 1	1,689,539 2 10
	Minister for Public Health and Motherhood—continued.				
	Brought forward ..... £	440,648 8 1	388,682 1 1	369,603 15 1	1,198,934 4 3
	Hospitals and Other Charitable Services—*continued.*				
	Other Services—				
106	Towards support of Women and Children in Newcastle and Northumberland Benevolent Society	.....	.....	169 1 5	807 10 0
108	Hookworm Research Work—To meet expenses of	.....	.....	638 8 7	
	Miscellaneous Services—				
109	To pay officers who may be granted extended leave of absence prior to retirement	970 8 9	.....	.....	970 8 9
110	To provide outfits of infants' clothing in necessitous cases	.....	.....	7,806 16 9	
111	To meet claims and expenses incurred by the Commissioner under the Influenza Epidemic Relief Act, No. 45, 1919	....	.....	3,071 11 8	11,665 18 5
112	Gratuity to Mr. W. J. Kessell, Commissioner under the Influenza Epedemic Relief Act, No. 45, 1919	....	.....	787 10 0	
	Total, Minister for Public Health and Motherhood... £	441,618 16 10	388,682 1 1	382,077 3 6	1,212,378 1 5
	Minister for State Industrial Enterprises.				
114	Housing	(a)915 2 3	54 5 9	.....	969 8 0
	Total, Minister for State Industrial Enterprises ... £	915 2 3	54 5 9	.....	969 8 0
	Treasurer and Secretary for Finance and Trade.				
115	Treasury	(b)45,125 19 5	4,181 2 11	.....	49,307 2 4
116	Stamp Duties	(c)13,777 13 9	1,036 7 9	.....	14,814 1 6
117	Land and Income Tax	(d)48,532 18 3	4,181 9 5	.....	52,714 7 8
118	Government Printer	96,791 0 5	103,561 0 1	.....	200,352 0 6
119	Explosives	12,538 10 3	5,516 18 10	.....	18,055 9 1
120	Shipping Masters	3,856 18 11	224 10 3	.....	4,081 9 2
121	Navigation	(e)80,891 15 4	56,020 3 9	.....	136,911 19 1
122	Life-boats, &c.	.....	....	1,751 13 4	1,751 13 4
123	Resumed Properties	11,816 11 7	11,004 0 0	.....	22,820 11 7
124	Sydney Harbour Trust	74,211 13 5	154,524 0 0	.....	228,735 13 5
125	Stores Supply Department	(f)21,123 13 11	224,173 11 10	.....	245,297 5 9
126	State Superannuation Board	(g)9,220 12 4	1,163 3 5	.....	10,383 15 9
	Miscellaneous Services :—				
127	Insurance, Shipping Charges, &c., on English Shipments...	.....	....	2,975 19 9	
128	Exchange on Remittances within and beyond the State.....	.....	.....	6,477 15 7	
129	Commission on Payments in England by the Government Financial Agents	.....	.....	1,230 18 1	
130	Commission on Payments in Sydney by the Government Banking Institutions	.....	.....	2,144 17 11	
131	Sailors' Home, Sydney—In aid of.....	.....	.....	350 0 0	
132	Sailors' Home, Newcastle—In aid of	.....	.....	350 0 0	
133	Railway Department—For conveyance, without charge, of Members of Parliament, Distinguished Visitors, School Children, and others	.....	.....	40,000 0 0	857,057 2 11
134	Sewerage and Water Rates, &c., City, Municipal, and Shire Rates, &c, on Government Properties, and Costs in connection with Appeals.....	.....	.....	(h)136,417 5 4	
135	Interest on moneys in the temporary possession of the Government	.....	.....	516,413 4 1 (i)148,854 11 8	
136	Interest on Advances by Banks.....	.....	.....		
137	Coast Hospital and Broughton Hall Buildings—Interest on advances by the Commonwealth Government	.....	.....	1,842 10 6	
	Carried forward ..... £	417,887 7 7	565,586 8 3	858,808 16 3	1,842,282 12 1
	Carried forward ..... £	1,534,451 11 2	694,799 13 6	673,635 7 7	2,902,886 12 3

(a Includes payments "Unauthorised in Suspense," shown on page 37, viz., £33 2s. 3d.
(b) Do do do 38 £864 19s. 5d.
(c) Do do do 38 £170 13s. 9d.
(d) Do do do 38 £2,446 18s. 3d.
(e) Do do do 38 £2,803 19s. 1d.
(f) Do do do 38 £185 13s. 11d.
(g) Do do do 38 £169 12s. 4d.
(h) Do do do 38 £6,417 5s. 4d.
(i) Do do do 38 £18,854 11s. 8d.

DETAIL STATEMENT OF EXPENDITURE, CONSOLIDATED REVENUE FUND—*continued.*

No. of Appropriation.	HEAD OF SERVICE.	Establishments. Salaries.	Establishments. Contingencies.	Other Services.	Total Payments.
		£ s. d.	£ s. d.	£ s. d.	£ s. d.
	SERVICES OF THE YEAR ENDED 30th JUNE, 1922—continued.				
	Brought forward ..... £	1,534,451 11 2	694,799 13 6	673,635 7 7	2,902,886 12 3
	Treasurer and Secretary for Finance and Trade—continued.				
	Brought forward ..... £	417,887 7 7	565,586 8 3	858,808 16 3	1,842,282 12 1
	MISCELLANEOUS SERVICES—*continued.*				
138	To meet Unforeseen Expenses—				
	Ministerial Visits and Functions	.....	.....	1,326 11 10	
	Distinguished Visitors—Railway Fares	.....	.....	8 12 1	
	Distinguished Visitors—Cost of Entertaining	.....	.....	203 8 9	
	Bush Book Club—Railway freights, &c.	.....	.....	169 0 3	
	Luncheon to Acting Agent General	.....	.....	6 2 6	
	Car Hire for Minister of Public Works attending funeral of the late Mr. T. Kearsley, M.L.A.	.....	.....	5 10 0	
	Fares of Delegates to Annual Conference of Australian Journalists' Association	.....	.....	12 7 10	
	Fare of Delegates to Conference, Drought Insurance Scheme	.....	.....	7 18 0	1,858 9 2
	Fares of Delegates to Public Service Conference	.....	.....	29 4 5	
	Fares of Delegates to Fruitgrowers' Conference	.....	.....	14 11 1	
	Fees—Special Audit, Public Accounts	.....	.....	21 0 0	
	Motor Car Hire—Nyngan to Cambelego—Government Representative *re* assistance to Mount Boppy Gold Mining Co.	.....	.....	7 14 8	
	Special Grant to cover shortage in connection with Entertainment—Annual Celebration Anniversary Capt. Cook's Landing	.....	.....	10 13 3	
	Miscellaneous amounts under £5	.....	.....	35 14 6	
139	Refund of Pilotage, Harbour and Light Rates, and Tonnage Dues, in certain cases	.....	.....	70 6 1	
140	Gratuities to Officers on retirement	.....	.....	31,021 10 7	
141	Gratuities and Provisional Allowances to Members, and Relatives of Members, of Imperial and State Contingents to South Africa, and Naval Contingent to China	.....	.....	1,218 16 2	
142	Postage Stamps for the use of Members of the Legislative Assembly	.....	.....	2,675 0 0	40,618 19 6
143	Cab or Motor hire for Members of the Legislative Council and Assembly for conveyance to their homes on the occasion of late sittings of the House	.....	.....	300 0 0	
144	Sydney Branch of the Royal Mint—Further Grant	.....	.....	5,000 0 0	
145	Subsidy for Monthly Steamship Service between Sydney, Java Ports, and Singapore	.....	.....	333 6 8	
146	To pay Officers of the Treasury Department who may be granted extended leave of absence prior to retirement	3,239 2 8	.....	.....	3,239 2 8
147	Metropolitan Board of Water Supply and Sewerage—Contribution by the Government equal to one-third of the annual cost of maintaining the Sewerage Works, in lieu of payment of Sewerage Rates on Government Institutions within the Municipal Area of Parramatta	.....	.....	2,219 19 7	
148	Refund of Contributions by Railway and Tramway Employees to Railway Superannuation Account	.....	.....	46 0 11	
149	To meet the Cost of Granting Leave accumulated during absence on Active Service to Railway Officers and Employees who enlisted subsequent to 19th February, 1917	.....	.....	2,498 8 5	
150	City and Suburban Electric Railway — Repairs to Properties resumed	.....	.....	6,000 0 0	
151	Commissioner for Railways—To meet cost of fares of Sailors and Members of the A.I.F. and their relatives, on their return from active service	.....	.....	933 18 6	51,921 12 1
152	To meet unusual expenditure arrising out of the War in entertaining Soldiers, assisting the Returned Soldiers' Association and Patriotic Associations, in Supplying Electricity for Soldiers' Kiosk, reduced fares to Sailors, Soldiers, and ex-Soldiers, and employees of Military or Naval Colleges and Small Arms Factory, and in granting concessions generally to returned and wounded Soldiers	.....	.....	35,851 4 8	
153	Commissioners for Railways—To meet cost of travelling concessions to blind civilians	.....	.....	4,372 0 0	
	TOTAL, TREASURER AND SECRETARY FOR FINANCE AND TRADE ..... £	421,126 10 3	565,586 8 3	953,207 17 0	1,939,920 15 6
	Carried forward ..... £	1,955,578 1 5	1,260,386 1 9	1,626,843 4 7	4,842,807 7 9

DETAIL STATEMENT OF EXPENDITURE, CONSOLIDATED REVENUE FUND—*continued.*

No. of Appropriation.	HEAD OF SERVICE.	Establishments. Salaries.	Establishments. Contingencies.	Other Services.	Total Payments.
		£ s. d.	£ s. d.	£ s. d.	£ s. d.
	SERVICES OF THE YEAR ENDED 30th JUNE, 1922—continued.				
	Brought forward ..... £	1,955,578 1 5	1,260,386 1 9	1,626,843 4 7	4,842,807 7 9
	Railways.				
156	Railways and Tramways :—				
	Existing Lines—Railways, Working Expenses	1,584,548 17 10	9,877,081 18 2	.....	11,461,630 16 3
	Do Tramways, Working Expenses	256,571 10 4	2,863,793 12 4	.....	3,120,570 2 8
	Total, Railways ..... £	1,841,120 8 2	12,740,880 10 9		14,582,000 18 11
	Department of The Attorney-General and of Justice.				
157	Department of the Attorney-General and of Justice	(a)57,391 0 4	15,495 3 3	....	72,886 3 7
158	Court Reporters	(b) 9,436 1 5	4,234 6 0	.....	13,670 7 5
159	The Judges	13,360 0 11	5,132 3 11	.....	18,4 2 4 10
160	Prothonotary and Registrar in Divorce	(c) 6,446 8 1	298 6 3	.....	6,744 14 4
161	Master in Equity	4,100 4 4	288 3 5	.....	4,388 7 9
162	Registrar in Bankruptcy	(d) 3,237 5 0	318 13 11	.....	3,585 18 11
163	Public Trustee	(e) 19,851 15 6	3,888 0 10	.....	23,739 16 4
164	Probate Office	(f) 3,340 1 7	1,468 17 6	.....	4,808 19 1
165	Sheriff	22,536 19 11	16,961 15 10	.....	39,498 15 9
166	District Courts	5,632 6 6	1,086 18 8	....	6,719 5 2
167	Fair Rents Court	.....	848 11 2	.....	848 11 2
168	Chief Industrial Magistrate's Court	1,453 10 9	98 8 9	.....	1,551 19 6
169	Coroners	(g) 2,185 18 9	2,418 9 3	.....	4,604 8 0
170	Petty Sessions	(h)115,723 18 7	24,646 9 7	.....	140,370 8 2
171	Prisons	83,019 2 10	37,117 3 3	.....	120,136 6 1
172	Registrar-General	(i)121,273 0 6	12,495 3 5	.....	133,768 3 11
173	Public Service Board	(j)17,899 14 7	3,299 19 6	.....	21,199 14 1
	Miscellaneous Services :—				
174	Allowances to Inspectors and Sub-Inspectors under Liquor (Amendment) Act of 1905	.....	.....	865 0 2	
175	For purchase of samples of liquor by Licensing Inspectors for purpose of analysis	.....	.....	49 7 4	
176	For expenses of Inquiries under Royal Commissions Evidence Act, No. 23, 1901, and Inquiries under Crimes Act, 1900, sec. 475	.....	.....	342 18 4	2,572 7 11
177	Refund of fees paid for licenses issued on certificates granted by Magistrates	.....	.....	321 11 3	
178	Purchase of Law Books, &c., for Courts of Petty Sessions and Department of the Attorney-General and of Justice	.....	.....	993 10 10	
179	To pay Officers of the Department of the Attorney-General and of Justice the value of extended leave of absence granted under the Public Service Act	2,759 17 7	.....	.....	2,759 17 7
180	To provide for the payment to dependent relatives of gratuities equal to the monetary value of accumulated recreation and extended leave due to Officers of the Department of the Attorney-General and of Justice at date of their death	.....	.....	1,500 0 0	
181	To meet the Legal Expenses (with the exception of verdicts in cases against the Crown, and costs in connection therewith) of all Departments of the State in matters placed in the hands of the Crown Solicitor, or authorised by the Attorney-General or Minister of Justice	.....	.....	8,935 8 0	
182	Insurances on Law Libraries and Buildings under the control of the Department of the Attorney-General and of Justice	.....	.....	1,119 18 1	12,574 19 1
183	Maintenance of electric lights, lifts, bells, telephonettes, &c.	.....	.....	495 16 6	
184	For Law Revision and Consolidation of Statutes, and additional expenses in connection with drafting of Bills generally and to meet expenses connected with preparation of Tables, &c., for inclusion in Government Series of Statutes	.....	.....	422 16 6	
	Carried forward ..... £	489,677 7 2	130,096 14 6	11,947 7 0	634,721 8 8
	Carried forward ..... £	3,796,698 9 7	14,001,266 12 6	1,626,843 4 7	19,424,808 6 8

(a) Includes payments, "Unauthorised in Suspense," shown on page 38, viz. ..£964 0 4.
(b) Do do do 38, £571 1 5.
(c) Do do do 38, £278 8 1.
(d) Do do do 38, £21 5 0.
(e) Do do do 38, £337 15 6.
(f) Do do do 38, £53 1 7.
(g) Do do do 38, £41 18 9.
(h) Do do do 38, £2,742 18 7.
(i) Do do do 38, £2,351 0 6
(j) Do do do 38, £292 14

DETAIL STATEMENT OF EXPENDITURE, CONSOLIDATED REVENUE FUND—*continued.*

No. of Appropriation.	HEAD OF SERVICE.	Establishments. Salaries.	Establishments. Contingencies.	Other Services.	Total Payments.
		£ s. d.	£ s. d.	£ s. d.	£ s. d.
	SERVICES OF THE YEAR ENDED 30th JUNE, 1922—continued.				
	Brought forward ..... £	3,796,698 9 7	14,001,266 12 6	1,626,843 4 7	19,424,808 6 8
	Department of The Attorney-General and of Justice—continued.				
	Brought forward ..... £	489,677 7 2	130,096 14 6	14,947 7 0	634,721 8 8
	MISCELLANEOUS SERVICES—*continued.*				
185	Special Grant approved to be paid to the Animals Protection Society of New South Wales in lieu of fines receivable in connection with prosecutions instituted by it	.....	.....	100 0 0	
186	To meet expenses of Profiteering Prevention Court ...	.....	.....	4,487 16 8	5,283 13 1
187	To meet expenses of Commission regarding Law Reform	.....	.....	645 16 5	
188	Amount approved to be paid to J. H. Sharp as part Compensation in case against Jordan and Phillips, whose recognizances were estreated	.....	.....	50 0 0	
	TOTAL, DEPARTMENT OF THE ATTORNEY-GENERAL AND OF JUSTICE ..... £	489,677 7 2	130,096 14 6	20,231 0 1	640,005 1 9
	Secretary for Lands and Minister for Forests.				
189	DEPARTMENT OF LANDS	(a)277,117 10 1	137,308 18 7	.....	414,426 8 8
	MISCELLANEOUS SERVICES (DEPARTMENT OF LANDS):—				
190	Towards the maintenance and improvement of Kuring-gai Chase	.....	.....	2,000 0 0	
191	Towards the maintenance and improvement of Captain Cook's Landing Place, Kurnell	.....	.....	650 0 0	
192	Towards the maintenance and improvement of Vaucluse Park	.....	.....	500 0 0	
193	Towards the maintenance and improvement of Nielsen Park	.....	.....	1,000 0 0	
194	Towards the maintenance and improvement of Rodd Island	.....	.....	100 0 0	
195	Towards the maintenance and improvement of Ashton Park	.....	.....	250 0 0	
196	Towards the maintenance and improvement of National Park	.....	.....	5,700 0 0	
197	Towards the maintenance and improvement of Bunnerong Cemetery	.....	.....	290 0 0	17,870 18 5
198	Towards the maintenance and improvement of Blue Mountain Group Reserves	.....	.....	1,500 0 0	
199	Towards the maintenance and improvement of Parramatta Park	.....	.....	250 0 0	
200	Towards the maintenance and improvement of Cemeteries	.....	.....	481 0 0	
201	Towards the maintenance and improvement of Bundanoon Reserves	.....	.....	150 0 0	
202	To meet cost of postage and railway freight stamps; transmission of telegraphic messages; and also for private letter-boxes for the Department	.....	.....	4,999 18 5	
203	For payment of Officers who may be granted extended leave of absence prior to retirement	7,062 13 2	.....	.....	7,062 13 2
204	To meet payment to representatives of deceased Officers of the money value of extended and recreation leave accrued to such Officers, but not taken up to time of decease	.....	.....	834 18 9	
205	Contribution for Services rendered by the New South Wales Police to the Department	.....	.....	1,169 11 3	
206	Compensation for improvements effected on Improvement, Scrub, and 18th-Section Leases withdrawn for settlement purposes	.....	.....	12,000 0 0	15,444 3 7
207	To provide for the payment of premiums of insurance of Employees of the Department and Surveyors' Labourers and others under Workmen's Compensation Act, 1916	.....	.....	1,449 13 7	
	Carried forward ..... £	284,180 3 3	137,308 18 7	33,315 2 0	454,804 3 10
	Carried forward ..... £	4,286,875 16 9	14,131,363 7 0	1,647,074 4 8	20,064,813 8 5

(a) Includes payments "Unauthorised in Suspense," shown on page 38, viz., £19,176 10s. 1d.

DETAIL STATEMENT OF EXPENDITURE, CONSOLIDATED REVENUE FUND—*continued.*

No of Appropriation	HEAD OF SERVICE.	Establishments. Salaries.	Establishments. Contingencies.	Other Services.	Total Payments.
	SERVICES OF THE YEAR ENDED 30th JUNE, 1922—continued.	£ s. d.	£ s. d.	£ s. d.	£ s. d.
	Brought forward..... £	4,286,375 16 9	14,131,363 7 0	1,647,074 4 8	20,064,813 8 5
	Secretary for Lands and Minister for Forests—continued.				
	Brought forward..... £	284,1:0 3 3	137,308 18 7	33,315 2 0	454,804 3 10
	Miscellaneous Services (Department of Lands)—*contd.*				
208	Refund of rent lodged with application for Homestead Farm, 13/29, Dubbo	.....	.....	21 15 4	
209	For payment of rent due by former lessee of Conditional Lease, 15/2, Dunedoo Central.....	.....	.....	7 4 4	
210	Government Savings Bank of New South Wales—To recoup loss incurred in connection with inspection of Closer Settlement Farms by Valuators of Bank over and above fees allowed by Minister for Lands	.....	.....	1,899 5 0	2,966 0 2
211	Mr. G. F. Allman, Chief Clerk, C.S. Advisory Board—Bonus on account of overtime worked and additional duties performed	.....	.....	60 0 0	
212	To meet payment of monetary value of extended and recreation leave due to late Mr. H. A. G. Curry, at date of his appointment as President, Land Appeal Court (£977 15. 6d)	.....	.....	977 15 6	
213	Western Land Board	(*a*)5,674 10 5	7,195 11 9	.....	12,870 2 2
	Miscellaneous Services (Western Lands Commission):—				
214	Half cost of maintenance of Dog-proof Fence on South Australian boundary.....	.....	.....	921 11 2	921 11 2
215	Returned Soldiers' Settlement	(*b*)63,105 15 9	20,821 6 6	.....	83,927 2 3
	Miscellaneous Services (Returned Soldiers' Settlement):—				
216	To provide for writing off of expenditure in connection with the planting of fruit trees on Block 183, Clinton Soldiers' Settlement	.....	.....	16 7 4	
217	Allowance to Poultry Expert, Department of Agriculture, whilst acting in an Advisory capacity to Returned Soldiers' Settlement Branch	.....	.....	53 16 10	
218	Allowance to Conveyancing Clerk, Solicitor's Office, whilst engaged on special work in Securities Section of Returned Soldiers' Settlement Branch	.....	.....	69 3 1	
219	Allowances to District Officers—Young District (£60 per annum), and North Coast (£85 per annum)	.....	.....	109 6 6	981 14 8
220	Bonus to Supervising Architect, Department of Education, for work performed as Architect to Returned Soldiers' Settlement Branch	.....	.....	100 0 0	
221	Mr. E. F. Lusher—Allowance for special work at rate of £100 per annum for two months	.....	.....	16 13 4	
222	Royal Commission to inquire into the Returned Soldiers' Settlement Branch—General Expenditure (Original Inquiry).....	.....	.....	357 13 10	
223	Expenses of Inquiry—Hon. W. G. Ashford, M.L.A.....	.....	.....	258 13 9	
224	Forestry Commission	31,561 7 8	30,276 5 8	.....	61,837 13 4
	Miscellaneous Services (Forestry Commission):—				
225	To payment of Officers who may be granted extended leave of absence prior to retirement	59 0 9	.....	.....	59 0 9
226	Towards cost of manufactured timber and other timber specimens for Museum of Economic Forestry	.....	.....	61 14 7	
228	To provide for the payment of premiums of insurance of Employees of Forestry Commission under Workmen's Compensation Act, 1916	.....	.....	1,553 17 5	
229	To meet claims for royalty on timber required in connection with settlement of repatriated soldiers	.....	.....	37 11 10	2,195 3 11
230	To meet cost of research on forest products	.....	.....	366 15 8	
231	To meet expenditure in connection with visit of Commonwealth Delegates to Imperial Forestry Conference in London, 1920	.....	.....	175 4 5	
	Total, Secretary for Lands and Minister for Forests..... £	384,580 17 10	195,602 2 6	40,379 11 11	620,562 12 3
	Carried forward..... £	4,670,956 14 7	14,326,965 9 6	1,687,453 16 7	20,685,376 0 8

(*a*) Includes payments "Unauthorised in Suspense," shown on page 38, viz., £538 10 5
(*b*) Do do do do 38, £2,016 15 9

DETAIL STATEMENT OF EXPENDITURE, CONSOLIDATED REVENUE FUND—*continued.*

No. of Appropriation.	HEAD OF SERVICE.	Establishments. Salaries.	Establishments. Contingencies.	Other Services.	Total Payments.
	SERVICES OF THE YEAR ENDED 30th JUNE, 1922—continued.	£ s. d	£ s. d.	£ s. d.	£ s. d.
	Brought forward	4,670,956 14 7	14,326,965 9 6	1,687,453 16 7	20,685,376 0 8
	Minister for Public Works.				
232	Department of Public Works—Establishment	136,740 4 2	.....	.....	136,740 4 2
	Public Works and Services:—				
233	Roads	.....	.....	20,600 4 5	20,600 4 5
	Maintenance:—				
234	Bridges	.....	.....	46,276 3 10	407,314 14 8
235	Punts, Ferries, and Launches	.....	.....	44 409 4 0	
236	Public Watering Places, Drainage, and similar services	.....	.....	8,450 13 10	
237	Harbours and Rivers	.....	.....	(a)42,039 1 2	
238	Dredge Service	.....	.....	(b)142,067 18 11	
239	Public Buildings	.....	.....	49,971 19 8	
240	Water Supply—Sewerage and Storm-water Channels	.....	.....	1,480 6 2	
241	Miscellaneous	.....	.....	17,955 1 8	
242	Compensations and Gratuities to Officers, Employees, and others; for accident pay and payments under the Workmen's Compensation Act; for Loss or Injury to Stock or Materials; for refund of Deposits; for settlement of Claims; payment as "Acts of Grace"; fees for special services, and Contingencies generally				
243	Equipment, Travelling, Transfer, Removal, and other Allowances and Pay for Temporary Services	.....	.....	5,077 17 4	
244	Rents, Cleaning, Caretaking, Insurance, and Shipping Charges, Letter-boxes, Postage, Telegrams, Fares, Freights, Stamps, and Departmental Contingencies generally, including minor services for other Departments	.....	.....	38,142 10 9	
245	Railway Appeals Board	.....	.....	11,443 17 4	
		749 19 10	127 15 6	.....	877 15 4
	Miscellaneous Services:—				
246	Gratuities to old Railway and Tramway Employees and certain of their Dependents	.....	.....	8,000 0 0	35,550 0 0
247	Railway Superannuation Fund Actuarial Investigation	.....	.....	500 0 0	
248	Royal Commission, Railways and Tramways	.....	.....	7,000 0 0	
249	Broken Hill Relief Works	.....	.....	15,050 0 0	
250	Uniform Gauge—To cover cost of inquiries and to meet expenditure involved in the testing Appliances designed to overcome the Break of Railway Gauge difficulty	.....	.....	5,000 0 0	
251	Government Dockyard, Newcastle	7,353 9 4	37,014 13 2	.....	44,368 2 6
252	Metropolitan Board of Water Supply and Sewerage	107,401 1 5	516,656 13 0	.....	624,057 14 5
253	Hunter District Water Supply and Sewerage Board	24,628 8 0	57,740 1 3	.....	82,368 9 3
	Total, Minister for Public Works £	276,873 2 9	611,539 2 11	463,464 19 1	1,351,877 4 9
	Public Instruction.				
254	Public Instruction	(c)3,028,713 12 5	(d)454,581 1 10	.....	3,483,294 14 3
255	State Children Relief Department	43,921 7 3	407,458 12 9	.....	451,380 0 0
	Industrial Schools:—				
256	Industrial School for Girls, Parramatta	(e)2,931 11 7	4,185 15 6	.....	7,117 7 1
257	Gosford Farm Home for Boys	3,261 9 4	3,391 7 6	.....	6,652 16 10
258	Observatory	4,372 4 2	1,954 18 4	.....	6,327 2 6
259	Australian Museum	13,324 4 4	2,102 12 4	.....	15,426 16 8
260	National Art Gallery	2,650 12 8	2,501 4 11	.....	5,151 17 7
261	Public Library of New South Wales	(f)14,475 14 3	5,267 7 8	.....	19,743 1 11
262	Conservatorium of Music	7,325 5 10	4,809 0 11	.....	12,134 6 9
	Grants in aid of Public Institutions:—				
263	Sydney University—				
264	For Additions, Repairs, and Furniture	.....	.....	2,000 0 0	6,800 0 0
265	Scientific Apparatus	.....	.....	2,500 0 0	
266	Evening Lectures	.....	.....	2,000 0 0	
	" " in education	.....	.....	300 0 0	
	Carried forward £	3,120,976 1 10	886,252 1 9	6,800 0 0	4,014,028 3 7
	Carried forward £	4,947,829 17 4	14,938,594 12 5	2,150,918 15 8	22,037,253 5 5

(a) Includes payments "Unauthorised in Suspense," shown on page 38 viz., £4,587 0 2
(b) Do do do 38 £2,067 18 11
(c) Do do do 39 £30,281 12 5
(d) Do do do 39 £49,813 1 10
(e) Do do do 39 £14 11 7
(f) D do do 39 £305 14 3

DETAIL STATEMENT OF EXPENDITURE, CONSOLIDATED REVENUE FUND—*continued.*

No. of Appropriation.	HEAD OF SERVICE.	Establishments. Salaries.	Establishments. Contingencies.	Other Services.	Total Payments.
		£ s. d.	£ s. d.	£ s. d.	£ s. d.
	SERVICES OF THE YEAR ENDED 30th JUNE, 1922—continued.				
	Brought forward ..... £	4,947,829 17 4	14,938,504 12 5	2,150,918 15 8	22,037,253 5 5
	Public Instruction—continued.				
	Brought forward ..... £	3,120,976 1 10	886,252 1 9	6,800 0 0	4,014,028 3 7
	GRANTS IN AID OF PUBLIC INSTITUTIONS—*continued.*—				
	Sydney University—*continued.*—				
267	To meet (*in part*) Loss of Revenue, consequent upon reduction of Students' Fees	.....	.....	2,500 0 0	
268	Extension of Existing Departments	.....	.....	1,500 0 0	
269	Chairs of Agriculture and Veterinary Science	.....	.....	6,000 0 0	
270	Chair of Botany.....	.....	.....	2,000 0 0	
271	Chair of Economics and Commerce	.....	.....	3,000 0 0	
272	Scientific Research Scholarships	.....	.....	1,000 0 0	
273	Astronomy	.....	.....	200 0 0	
274	Retiring Allowances	.....	.....	1,800 0 0	
275	Organic and Applied Chemistry	.....	.....	2,500 0 0	
276	Chair of Mechanical Engineering	.....	.....	500 0 0	
277	To provide for Tutorial Classes and University Extension	.....	.....	6,870 0 0	
278	Library—Provision of Books	.....	.....	1,000 0 0	
279	To provide for Instruction in Modern Languages, serviceable to the development of commercial relations between Australia and other Countries	.....	.....	1,000 0 0	
280	Linnean Society	.....	.....	100 0 0	37,232 19 9
281	Australian Historical Society	.....	.....	250 0 0	
282	Royal Society—Amount in proportion of £1 to every £1 raised by private contributions.....	.....	.....	400 0 0	
283	Special Grant in aid of Kindergarten Classes	.....	.....	1,000 0 0	
284	In aid of Educational Institutions, for maintenance purposes, for defraying expenses in connection with the work of the Literary Institute Advisory Council	.....	.....	3,979 11 7	
286	Royal Art Society of New South Wales—Special Grant	.....	.....	500 0 0	
287	School of Arts—Building Subsidies	.....	.....	104 3 8	
288	Workers' Educational Association—Amount in proportion of £1 for £1 on members' subscriptions and donations in money.....	.....	.....	400 0 0	
289	For the Education and Maintenance of a number of Inmates of the New South Wales Institution for the Deaf, Dumb, and Blind, and to meet the travelling expenses of Inmates and Attendants.....	.....	.....	1,129 4 6	
	MISCELLANEOUS SERVICES :—				
290	For Survey of Sites for Schools and Schools of Arts, &c....	.....	.....	183 14 1	
291	Postal and Telegraphic Services for the Departments and Services under the control of the Minister of Public Instruction and the Public Schools' Amateur Athletic Association and Teachers' Associations	.....	.....	13,102 8 10	
292	Bursary Endowment Board—Fees to Members	.....	.....	61 19 0	
293	To meet Insurance Premiums for Insurances under the provisions of the Workmen's Compensation Act, 1916, payable to the Treasury Workmen's Compensation Fund	.....	.....	2,387 13 5	18,865 2 1
294	Grant towards maintenance of Seismic Station at Riverview College	.....	.....	186 17 7	
295	Grant for purchase of Seismograph Instruments for Riverview College...	.....	.....	250 0 0	
297	Towards expenses of World's Press Congress	.....	.....	125 6 2	
298	To provide for the payment to dependent relatives of gratuities equal to the monetary value of accumulated recreation and extended leave due to Officers at date of their death.....	.....	.....	2,567 3 0	
299	For payment of Officers who may be granted leave of absence prior to retirement	1,022 18 2	.....	.....	1,022 18 2
300	Special grant to Mr. James Dawson, on his retirement as Chief Inspector, Education Department	.....	.....	500 0 0	500 0 0
301	Payment to Messrs J. J. King, J. W. Tristram, and W. Whitehouse, as approved by the Public Service Board, for performance of more responsible duties, being half difference between own Salaries and Salaries attached to higher positions.....	24 18 9	.....	.....	24 18 9
	TOTAL, PUBLIC INSTRUCTION..... £	3,122,023 18 9	886,252 1 9	63,398 1 10	4,071,674 2 4
	Carried forward ..... £	8,069,853 16 1	15,824,756 14 2	2,214,316 17 6	26,108,927 7 9

DETAIL STATEMENT OF EXPENDITURE, CONSOLIDATED REVENUE FUND—*continued.*

No. of Appropriation.	HEAD OF SERVICE.	Establishments. Salaries.	Establishments. Contingencies.	Other Services.	Total Payments.
		£ s. d	£ s. d	£ s. d.	£ s. d.
	SERVICES OF THE YEAR ENDED 30th JUNE, 1922—continued.				
	Brought forward.....£	3,069,853 16 1	15,824,756 14 2	2,214,316 17 6	26,108,927 7 9
	Secretary for Mines.				
303	Department of Mines	(a) 55,812 19 7	14,127 14 1	.....	69,940 13 8
304	State Colliery Lithgow	36 4 0	.....	.....	36 4 0
305	Geological Survey Laboratory	.....	.....	382 3 9	382 3 9
	Miscellaneous Services:—				
306	Administration of the Act for the Regulation of Coal-mines and Collieries	.....	.....	475 5 2	
307	Ambulance Classes	.....	.....	174 1 3	
308	To promote Prospecting for Gold and other Minerals, to encourage the opening of New Fields, and the testing of Mineral Deposits and Old Fields. The amounts advanced in aid to prospectors to be refunded to the Consolidated Revenue Fund, if, in the opinion of the Prospecting Board, Minerals are won in payable quantities, or the mine otherwise prove profitable....	.....	.....	9,199 9 11	
309	For the purpose of Acquiring, and Erecting, Working Maintaining, and of assisting in the erection and purchase of Crushing Batteries on Gold and Mineral Fields, and matters incidental thereto. Where assistance is granted, the amount in each case to be advanced on the recommendation of the Prospecting Board and to be repaid to the Consolidated Revenue Fund in accordance with the terms of any agreement made between the applicant for advance and the Secretary for Mines	.....	.....	200 0 0	18,896 19 4
310	For the resumption of an area of five and a half acres, being part of portion 40, parish of Wairi, county of Bourke, required for Village Accommodation at Ardlethan Tin Mines, and expenses incidental thereto	.....	.....	49 5 0	
.....	Royal Commission of Inquiry on Coal-mining Industry, 1919—Costs of Colliery Proprietors	.....	.....	(b) 8,798 18 0	
	Total, Secretary for Mines .....£	55,849 3 7	14,127 14 1	19,279 3 1	89,256 0 9
	Minister for Local Government.				
311	Local Government.....	10,793 12 8	2,825 4 1	.....	13,618 16 9
312	Valuer General	22,424 11 1	8,761 16 6	.....	31,186 7 7
	Miscellaneous Services:—				
313	Town Planning Advisory Board—Travelling Expenses, surveys, draughting and clerical assistance, printing books of lectures, and contingencies generally	.....	.....	74 16 11	
314	Public Monuments Advisory Board—Draughting and clerical assistance, travelling expenses, printing pamphlets, and contingencies generally	.....	.....	101 10 4	5,884 7 3
315	Assistance to Shire and Municipal Councils for repair of damage by floods	.....	.....	4,990 0 0	
316	Grants to assist Municipalities	.....	.....	685 0 0	
317	Public Pounds—Establishment repairs, and maintenance	.....	.....	33 0 0	
	Roads:—				
319	Expenditure for the improvement of Main Roads	.....	.....	167,238 8 1	167,238 8 1
	Endowment:—				
320	Endowment of Shires	.....	.....	(c) 184,393 5 9	184,393 5 9
321	Ferry Recoupment—To recoup Shires and Municipalities for increased cost of working public ferries, due to remission of tolls	.....	.....	14,060 0 8	14,060 0 8
322	Surf-bathing Association—Cost of printing hand-book	.....	.....	76 10 0	76 10 0
	Total, Minister for Local Government ...£	33,218 3 9	11,587 0 7	371,652 11 9	416,457 16 1
	Carried forward.....£	3,158,921 3 5	15,850,471 8 10	2,605,248 12 4	26,614,641 4 7

(a) Includes payments, "Unauthorised in Suspense," shown on page 39, viz., £1,768 19 7.
(b) Do do do do 39, ,, £8,798 18 0.
(c) Do do do do 39, ,, £24,393 5 9.

DETAIL OF STATEMENT OF EXPENDITURE, CONSOLIDATED REVENUE FUND—*continued.*

No. of Appropriation.	HEAD OF SERVICE.	Establishments. Salaries.	Establishments. Contingencies.	Other Services.	Total Payments.
	SERVICES OF THE YEAR ENDED 30th JUNE, 1922—continued.	£ s. d.	£ s. d.	£ s. d.	£ s. d.
	Brought forward..... £	8,158,921 3 5	15,850,471 8 10	2,605,248 12 4	26,614,641 4 7
	Department of Agriculture.				
323	AGRICULTURE	74,873 7 3	103,638 0 3	.....	178,511 7 6
324	GRAIN ELEVATORS	3,430 3 7	10,913 1 8	.....	14,343 5 3
325	RURAL INDUSTRIES BOARD	(a)10,116 19 9	10,086 12 5	.....	20,203 12 2
326	STOCK, BRANDS, AND PASTURES PROTECTION	23,084 14 4	77,475 9 9	.....	100,560 4 1
327	BOTANIC GARDENS	(b)6,611 17 10	13,222 3 1	.....	19,834 0 11
328	NURSERY GARDEN, CAMPBELLTOWN	305 0 0	1,915 7 1	.....	2,220 7 1
329	GARDEN PALACE GROUND AND INNER DOMAIN	976 10 5	5,374 2 11	.....	6,350 13 4
330	GOVERNMENT DOMAIN (OUTER)	1,393 10 5	5,317 7 10	.....	6,710 18 3
331	CENTENNIAL PARK	2,449 2 1	7,426 7 1	.....	9,875 9 2
332	COMMERCIAL AGENTS	2,025 0 3	2,974 12 8	.....	4,999 12 11
	MISCELLANEOUS SERVICES :— *Agriculture—*				
333	To organise and subsidise an Agricultural Bureau and Branches; also Herd Testing Associations	.....	.....	1,213 1 7	
334	Allowance to Accountant, Rural Industries Board, from 1st April, 1921, to 30th June, 1922, at £100 per annum	.....	.....	125 0 0	
335	Allowances to Security Clerk, Rural Industries Board	.....	.....	26 0 0	
336	Allowance to Chief Clerk, Rural Industries Board, at £156 per annum, from 4th August, 1921	.....	.....	141 9 4	
337	Allowance to Executive Member, Rural Industries Board	.....	.....	125 4 8	
338	Allowance to Clerk for extra services as Secretary to the Minister	.....	.....	52 0 0	
339	Allowance to Acting Principal, Hawkesbury Agricultural College, from 1st January, 1921, to 28th February, 1921	.....	.....	30 0 0	2,390 8 2
340	Allowance to Acting Officer-in-Charge, Bulk Handling Branch, from 1st September, 1920, to 31st December, 1921, at £163 per annum (£217 12s. 7d.)	.....	.....	217 12 7	
341	Allowance to Organising Secretary to Hawkesbury Agriculture College Egg-laying Competition	.....	.....	50 0 0	
342	Allowance to Chief Messenger for attendance upon the Minister at Parliament House	.....	.....	10 0 0	
343	Bonus to Member of Rural Industries Board	.....	.....	150 0 0	
344	Bonus to Herdmaster acting as Manager, Government Experiment Farm, Berry, from 27th September, 1918, to 23rd March, 1920	.....	.....	100 0 0	
345	Bonus to Executive Member, Rural Industries Board	.....	.....	150 0 0	
347	To reimburse certain Pastures Protection Boards part salaries of Inspectors for State Services	1,386 16 3	.....	.....	1,386 16 3
348	To meet travelling expenses of Pastures Protection Inspectors when employed on special work for the Department of Agriculture	.....	.....	273 18 5	273 18 5
349	To meet Salaries of Acting Inspectors when relieving Inspectors of Stock, under the Pastures Protection Act, on extended leave of absence	200 0 0	.....	.....	200 0 0
350	Investigation into extermination of Sheep Blow fly, White Ants, Cattle Tick, and Nodules in Cattle, &c.	.....	.....	1,008 5 9	
351	Control, marking, fencing, and improving Water, Travelling Stock, and Camping Reserves; removal of obstructions, and suppression of trespass	.....	.....	0 15 0	
352	To meet claims of Pastures Protection Inspectors transferred from one district to another	.....	.....	139 2 7	
353	Eradication of Prickly-pear (towards)	.....	.....	2,000 19 0	
354	To provide funds for the encouragement of high yields in Butter Fat	.....	.....	100 0 0	
355	Honorarium to Custodian of the Mosses in Herbarium, Botanic Gardens	.....	.....	25 0 0	3,430 15 6
356	Honorarium to Custodian of the Algæ in Herbarium, Botanic Gardens	.....	.....	25 0 0	
357	To provide for a Scholarship in memory of the late W. Farrer	.....	.....	100 0 0	
358	To provide for Farrer Scholarships, Hawkesbury Agricultural College	.....	.....	17 3 2	
359	To provide Grants for the Extermination of Flying-foxes	.....	.....	14 10 0	
330	To pay Officers of the Department of Agricultural on extended leave prior to retirement	488 19 1	.....	.....	488 19 1
	Carried forward ..... £	127,342 1 3	238,343 4 9	6,095 2 1	371,780 8 1
	Carried forward..... £	8,158,921 3 5	15,850,471 8 10	2,605,248 12 4	26,614,641 4 7

(a) Includes payments "Unauthorised in Suspense," shown on page 39, viz., £494 19s. 9d.
(b) Do do do do d 39, viz., £16 17s. 10d.

DETAIL STATEMENT OF EXPENDITURE, CONSOLIDATED REVENUE FUND—*continued.*

No. of Appropriation	HEAD OF SERVICE.	Establishments. Salaries.	Establishments. Contingencies.	Other Services.	Total Payments.
		£ s. d.	£ s. d.	£ s. d.	£ s. d.
	SERVICES OF THE YEAR ENDED 30th JUNE, 1922—continued.				
	Brought forward ..... £	8,158,921 3 5	15,850,471 8 10	2,605,248 12 4	26,614,641 4 7
	Department of Agriculture—continued.				
	Brought forward ..... £	127,342 1 3	238,343 4 9	6,095 2 1	371,780 8 1
	MISCELLANEOUS SERVICES—*continued.*				
	Agriculture—continued.				
361	Advance to the Principal, Hawkesbury Agricultural College, to finance students under urgent and unusual circumstances	.....	.....	17 17 0	
362	To meet Premiums of Employees of the Department of Agriculture, payable under the provisions of the Workmen's Compensation Act, 1916.	.....	.....	1,099 13 4	
363	Contribution to the Imperial Bureau of Entomology	.....	.....	222 0 0	
364	To meet payment of Interest on Retention Money in connection with Thomas Robinson and Son's contract for supply and delivery of Machinery, &c., for the construction of Emergency Country Grain Silos	.....	.....	112 8 4	
365	To meet payment of verdict and part legal expenses in the case of de Lauret *v.* Whitfeld	.....	.....	7,714 13 6	
366	Monetary value of Recreation leave accrued at time of death of S. Reynolds, late Casual Inspector of Stock, on 5th February, 1921 (£6 8s. 11d.)	.....	.....	6 8 11	
367	To meet expenses incurred by Wheat Pool Compensation Board (£,177 10s. 1d.)..	.....	.....	1,177 10 1	
368	Payment to Relieving Chief Clerk, Stock Branch, of half the difference between his salary of £385 per annum and that of Chief Clerk of £515 per annum, from 7th March, 1921, to 31st December, 1921, (£53 11s. 6d.)	.....	.....	39 12 10	
369	To provide for Anzac Memorial Bursaries at Hawkesbury Agricultural College	.....	.....	18 8 7	15,601 14 2
370	To meet payment to Ellen and Thomas Shelly, parents of the late John Shelly, late Foreman, Grain Silos, Berrigan, on account of medical and funeral expenses (£97 15s. 11d.)	.....	.....	97 15 11	
371	To meet cost of advertising in America the position of Superintendent, Sydney Terminal Elevator (£71 6s. 5d.)	.....	.....	71 6 5	
372	To recoup the Water Conservation and Irrigation Commission the difference between the amount chargeable to settlers for the sinking of certain bores in the Mendooran District and that paid to the Contractor doing the work (£199 9s.).....	.....	.....	199 9 0	
373	To meet outstanding expenditure *re* Royal Commission on allegations by J. J. Talbot against Messrs. Dooley Mutch, and Johnston, Ms.L.A., *re* Georgeson Wheat Contract	.....	.....	26 6 6	
374	To meet outstanding expenses *re* Royal Commission of Inquiry into the Sale of Wheat and Kindred Matters — second inquiry	.....	.....	3,923 3 9	
375	To meet cost of new motor car for the use of the Minister for Agriculture.....	.....	.....	875 0 0	
	WATER CONSERVATION AND IRRIGATION COMMISSION—				
376	Establishment	31,361 16 11	26,041 14 8	.....	57,403 11 7
	MISCELLANEOUS SERVICES—(Water Conservation and Irrigation Commission) —				
377	To meet pensions payable under the Superannuation Act, 1916.....	.....	.....	338 1 0	
378	To pay difference between Military and State pay of Officers and Employees of the Murrumbidgee Irrigation Areas (Industrial Undertaking) during active service	.....	.....	973 7 7	
379	To meet interest on Loan money expended in sinking Shallow Bores for Settlers to whom no interest is chargeable under the Shallow Boring Regulations (£799 18s. 5d.)	.....	.....	799 18 5	10,619 11 1
380	To meet cost of Fencing of Reserves for the preservation of graves on the Mirrool Irrigation Area	.....	.....	8 4 1	
381	Superannuation Act, 1916—Contributions by the Water Conservation and Irrigation Commission in terms of Section 16 *et seq.*	.....	.....	8,500 0 0	
	Carried forward ..... £	158,703 18 2	264,384 19 5	32,316 7 4	455,405 4 11
	Carried forward ..... £	8,158,921 3 5	15,850,471 8 10	2,605,248 12 4	26,614,641 4 7

DETAIL STATEMENT OF EXPENDITURE, CONSOLIDATED REVENUE FUND—*continued.*

No. of Appropriation.	HEAD OF SERVICE.	Establishments. Salaries.	Establishments. Contingencies.	Other Services.	Total Payments.
	SERVICES OF THE YEAR ENDED 30th JUNE, 1922—continued.	£ s. d.	£ s. d.	£ s. d.	£ s. d.
	Brought forward ..... £	8,158,921 3 5	15,850,471 8 10	2,605,248 12 4	26,614,641 4 7
	Department of Agriculture—continued.				
	Brought forward ..... £	158,703 18 2	264,384 19 5	32,316 7 4	455,405 4 11
	MISCELLANEOUS SERVICES—*continued.*				
382	Towards sinking of an Artesian Bore at Careunga for investigation purposes, and to supplement the Water Supply of the Careunga Bore Water Trust	.....	.....	1,936 10 0	
383	Macquarie River, further investigation of Campbell's Dam, Burrendong, including boring, &c.	.....	.....	1,780 1 2	
384	Towards the construction of a Weir at Condobolin	.....	.....	27 18 5	
385	Towards the construction of a Regulator in Bumbuggin Creek, near Condobolin	.....	.....	11 2 10	
386	Repairs to wash-out, Murray River, opposite Mildura	.....	.....	95 13 10	
387	To meet the expense of carrying out scientific investigations on the Murrumbidgee Irrigation Areas, and of conducting experiments in Agricultural work	.....	.....	650 0 0	
388	To meet the cost of one Ford Utility Combination Lorry for the use of the Hydrographic Branch	.....	.....	3 4 17 11	
389	Advances to Settlers, Hay and Wentworth Irrigation Areas	.....	.....	1,376 0 0	
390	Royal Commission of inquiry into the claims of certain settlers on the Murrumbidgee Irrigation Areas in respect of the unsuitability of the soil for the growth of lucerne:—To recoup the Working Account of the Murrumbidgee Irrigation Areas (Industrial Undertaking) for loss of revenue as a result of the Royal Commissioner's decision to write off the indebtedness of certain settlers to the Crown	.....	.....	6,125 6 9	12,107 4 0
391	To adjust the amount of rents, water rates, &c., refunded to H. S. Clark, Farm 159, Yanco, Murrumbidgee Irrigation Areas (£32 8s 6d.)	.....	.....	32 8 6	
392	To meet payment to Mr. D. Sillars, Sub-Accountant, of half the difference between his present rate of salary and that of the Accountant during the absence of the latter on sick leave (£7 4s. 7d.)	.....	.....	7 4 7	
	TOTAL, DEPARTMENT OF AGRICULTURE ..... £	158,703 18 2	264,384 19 5	44,723 11 4	467,812 8 11
	Special Appropriations.				
	INTEREST ON—				
	Debentures and Funded Stock (Various Acts)	.....	.....	6,555,640 2 3	7,081,938 8 8
	Treasury Bills (Various Acts)	.....	.....	526,293 6 5	
	CORPORATIONS:—				
	Sydney Harbour Trust Commissioners, Act No. 34 of 1908	3,300 0 0	.....	.....	
	Railway Commissioners Acts No. 30 of 1912 and No. 70 of 1916	*6,000 0 0	.....	.....	
	Metropolitan Board of Water Supply and Sewerage Acts 43, Vic. No. 32 and 51, Vic. No. 28	.....	.....	45 8 4	
	Hunter District Water Supply and Sewerage Board Act 55, Vic. No. 27	.....	.....	19 3 0	18,873 8 1
	Sydney Corporation Act, Moiety of Salaries of Inspector of Nuisances and Sanitary Inspectors' Act No. 35 of 1902	4,500 13 1	.....	.....	
	President, Board of Fire Commissioners of New South Wales, Act No. 9 of 1909	245 11 8	.....	.....	
	Water Conservation and Irrigation Commission, Act No. 22 of 1916	2,509 10 4	.....	.....	
	Forestry Commissioners, Act No. 55 of 1916	2,253 1 8	.....	.....	
	PENSIONS:—				
	Public Service (Superannuation), Act No. 8 of 1903— £ s. d.				
	Pensions 170,510 6 0	.....	.....	181,703 3 9	
	Refunds 11,192 17 9				
	Police Regulation (Superannuation), Act No. 28 of 1906..	.....	.....	91,000 0 0	
	Superannuation Acts, Nos. 28 of 1916, 44 of 1918, and 30 of 1919	.....	.....	80,917 17 3	706,411 1 0
	Crown Contribution to the State Superannuation Fund, Acts Nos. 28 of 1916, 44 of 1918	.....	.....	348,000 0 0	
	District Court Judges Act 23 of 1912	.....	.....	3,000 0 0	
	Judges Retirement Acts, Nos. 35 of 1905, 9 of 1918, and 22 of 1919	.....	.....	1,820 0 0	
	Carried forward ..... £	18,808 16 9		7,788,444 1 0	7,807,252 17 9
	Carried forward ..... £	3,317,625 1 7	16,114,856 8 8	2,649,972 3 8	27,082,453 13 6

* Railways, £4,000; Tramways, £2,000.

DETAIL STATEMENT OF EXPENDITURE, CONSOLIDATED REVENUE FUND—*continued.*

No. of Appropriation.	HEAD OF SERVICE.	Establishments. Salaries.	Establishments. Contingencies.	Other Services.	Total Payments.
		£ s. d.	£ s. d.	£ s. d.	£ s. d.
	SERVICES OF THE YEAR ENDED 30th JUNE, 1922—continued.				
	Brought forward.....£	8,317,625 1 7	16,114,856 8 3	2,649,972 3 8	27,982,453 13 6
	Special Appropriations—continued.				
	Brought forward.....£	18,808 16 9	....	7,788,414 1 0	7,807,252 17 9
	Executive and Legislative:—				
	Ministers of the Crown Salaries, Acts Nos. 2 of 1908, 20 of 1920, and 2 of 1922	22,363 0 11	.....	.....	
	Allowance, Parliamentary Representatives, Acts Nos. 32 of 1902, 19 and 41 of 1912, 20 of 1920, and 2 of 1922	.....	.....	69,120 16 4	168,713 6 11
	Parliamentary Public Works Committee—Remuneration Acts Nos. 45 of 1912, 6 of 1916, and 20 of 1920	.....	.....	3,180 9 0	
	Parliamentary Electorates and Elections, Act No. 41 of 1912	.....	.....	69,631 11 6	
	Salaries—President Legislative Council, &c., Acts Nos. 20 of 1920 and 2 of 1922	4,462 9 2	.....	.....	
	Colonial Secretary:—				
	Endowment, Municipalities, Act No. 56 of 1906	.....	.....	595 4 4	595 4 4
	Public Health and Motherhood:—				
	David Berry Hospital, Act No. 53 of 1906	.....	.....	3,369 12 0	3,369 12 0
	Treasurer and Secretary for Finance and Trade:—				
	Sydney Branch, Royal Mint, Act No. 41 of 1902	.....	.....	15,000 0 0	37,385 5 4
	Inscribed Stock, Management and Expenses, Act No. 79 of 1902	.....	.....	22,385 5 4	
	Attorney-General and Justice:—				
	Public Service Board, Acts Nos. 31 of 1902, and 43 of 1919	5,527 13 0	.....	.....	
	District Courts Judges, Salaries, Act No. 23 of 1912	11,858 17 5	.....	.....	18,749 8 0
	Land and Valuation Court Act, No. 10 of 1921—Salary of Judge	1,362 18 1	.....	.....	
	Lands:—				
	Land Appeal Court, President and Members, Act 55 Vic. No. 26	1,238 16 11	.....	.....	4,738 16 11
	Western Land Board, New South Wales, Act No. 70 of 1901	3,500 0 0	.....	.....	
	Labour and Industry—				
	Workmen's Compensation (Broken Hill) Act No. 36 of 1920—Government Contribution	.....	.....	26,572 6 11	26,572 6 11
	Public Instruction:—				
	Endowment, Sydney University, Acts Nos. 22 of 1900, 92 of 1902, 52 of 1912 and 78 of 1916	.....	.....	32,000 0 0	
	University (Building) Act No. 12, 1919	.....	.....	50,000 0 0	
	Endowment, Australian Museum, Act No. 61 of 1902	.....	.....	1,000 0 0	
	Endowment, Sydney Grammar School, Private Act, 2nd December, 1854	.....	.....	1,500 0 0	
	Endowment, Affiliated Colleges, Act No. 22 of 1900	2,083 6 8	.....	.....	95,897 9 2
	Endowment (Building Fund) Wesley College, Act No. 22 of 1900	.....	.....	4,814 2 6	
	Endowment, Women's College, Act No. 71 of 1902	500 0 0	.....	.....	
	Endowment, Public Library, Act No. 54 of 1899	.....	.....	2,000 0 0	
	Endowment, National Art Gallery, Act No. 54 of 1899	.....	.....	2,000 0 0	
	Local Government:—				
	Valuation of Land Act, No. 2 of 1916—Valuer General	1,000 0 0	.....	.....	1,000 0 0
	Mines:—				
	State Coal Mines, Act 70 of 1912	178 11 2	.....	.....	178 11 2
	Total, Special Appropriations.....£	72,884 10 1	.....	8,091,613 8 11	8,164,497 19 0
	Total Payments chargeable to Revenue, 1921-1922 £	8,390,509 11 8	16,114,856 8 3	10,741,585 12 7	35,246,951 12 6
.....	In Adjustment of Vote, Advance to Treasurer, 1920-21.....£				91,018 1 0
.....	Public Works Fund—Two-thirds of the Net Proceeds of the Sale of Crown Lands —exclusive of Interest—less 20 per cent., under Act No. 9 of 1906.....£				406,7 8 4
155	Public Works Fund—Amount in aid.....£				200,000 0 0
.....	Special Deposits Account—Part half-proceeds of Forestry Revenue under Act No. 55 of 1916 (*Section* 13) £				107,015 7 8
.....	Contribution to General Sinking Fund, Act No. 19 of 1904.....£				350,000 0 0

The Treasury, New South Wales,
Sydney, 11th August, 1922.

A. Lynch,
Comptroller of Accounts.

ARTHUR A. C. COCKS,
Treasurer.

D.

Detail Statement of Other Payments.

ABSTRACT of OTHER PAYMENTS or ADVANCES from the CONSOLIDATED REVENUE FUND during the Financial Year ended 30th June, 1922, included in Account Current, pages 3 and 5.

No. of Appropriation.	HEAD OF EXPENDITURE.	Amount.	Total.
		£ s. d.	£ s. d.
154	Advance to Treasurer, 1921–1922—		
	Net Total payments...	137,168 3 10	
	Less to be voted	*90,522 5 2	
	Total to be recovered ... ... £	.....	46,645 18 8
...	State Children Relief Act No. 61, 1901, 1921–22	.....	12,240 15 3
302	Do do (Recoup to Consolidated Revenue Account, 1920–21)	.....	39,115 9 11
...	Miners' Accident Relief (Repeal) Act, No. 46, 1916 ...	.....	29,565 3 2
...	Wheat Acquisition Act, No. 27 of 1914	.....	7 15 2
	PAYMENTS UNAUTHORISED IN SUSPENSE.		
	(*In anticipation of Consolidated Revenue Fund Votes.*)		
	OTHER SERVICES—		
...	Government Guarantee, 1920–21 Wheat—Payment of 1s. 3d. per bushel under guarantee of payment of 7s. 6d. per bushel for 1920–21—wheat grown in New South Wales	963,136 16 2	
...	Carriage of Wheat to Drought-stricken Areas	101 13 6	
...	Carriage of Fodder for Starving Stock	209 16 6	
			† 963,448 6 2
	TOTAL OTHER PAYMENTS ... ... £	.....	1,091,023 8 4

* See page 54. † See page 39.

The Treasury, New South Wales,
Sydney, 11th August, 1922.

A. LYNCH,
Comptroller of Accounts.

ARTHUR A. C. COCKS,
Treasurer.

Statement E.

DETAIL STATEMENT of PAYMENTS "Unauthorised in Suspense" during the Financial Year ended 30th June, 1922, included in Account Current, pages 3 and 5.

HEAD OF EXPENDITURE.		Amount. £ s. d.	Total. £ s. d.
EXECUTIVE AND LEGISLATIVE.			
Legislative Council—Salaries—Adjustment of salaries	*a*	170 0 8	
Do Assembly—Salaries – Adjustment of salaries	*b*	202 5 8	
Parliamentary Library—Salaries—Adjustment of salaries... ...	*c*	128 16 4	
Do Reporting Staff—Salaries—Adjustment of salaries ...	*d*	107 13 8	
Do Standing Committee on Public Works—Salaries—Adjustment of salaries	*e*	122 12 2	
			731 8 6
PREMIER.			
MISCELLANEOUS SERVICES—			
Russian Famine Relief Fund—Subsidy at rate of £ for £ on cash donations		.....	*f* 10,000 5 0
COLONIAL SECRETARY.			
Colonial Secretary—Salaries—Adjustment of salaries	*g*	663 18 5	
Police—Salaries—Supplement to vote	*h*	11,670 9 4	
Do Contingencies—Supplement to vote	*i*	23,104 18 5	
Bureau of Statistics and Registry of Friendly Societies and Trade Unions—Salaries—Adjustment of salaries	*j*	294 9 2	
Government Tourist Bureau—Salaries—Adjustment of salaries ...	*k*	347 13 0	
			36,081 8 4
MINISTER FOR LABOUR.			
Department of Labour—Salaries—Adjustment of salaries... ...		.....	*l* 0 14 10
MINISTER FOR PUBLIC HEALTH AND MOTHERHOOD.			
Master in Lunacy—Salaries—Adjustment of salaries	*m*	495 14 5	
Dental Board—Salaries—Adjustment of salaries	*n*	39 1 1	
Hospitals and other Charitable Services—			
Subsidies—Hospitals and other Benevolent Institutions—			
Aid, on condition that an equal amount be raised by private annual contributions, and also that the Government, through Police Magistrates or other approved Officers, has the right of recommending the admission of Patients	*o*	43,208 5 10	
			43,743 1 4
MINISTER FOR STATE INDUSTRIAL ENTERPRISES.			
Housing—Salaries—Adjustment of salaries...		.....	*p* 33 2 3
Carried forward ... ... £		.....	90,590 0 3

(*a*) Included in amount of £4,982 0s. 8d., shown on page 20.
(*b*) " " £10,982 5s. 8d. " " 20.
(*c*) " " £2,429 16s. 4d. " " 20.
(*d*) " " £8,310 13s. 8d. " " 20.
(*e*) " " £1,732 12s. 2d. " " 20.
(*f*) " " £10,000 5s. 0d. " " 21.
(*g*) " " £32,804 18s. 5d. " " 21.
(*h*) " " £849,040 9s. 4d. " " 21.
(*i*) " " £210,282 18s. 5d. " " 21.
(*j*) " " £15,898 9s. 2d. " " 21.
(*k*) " " £9,137 13s. 0d. " " 21.
(*l*) " " £53,832 14s. 10d. " " 22.
(*m*) " " £12,246 14s. 5d. " " 22.
(*n*) " " £354 1s. 1d. " " 22.
(*o*) " " £188,208 5s. 10d. " " 23.
(*p*) " " £915 2s. 3d. " " 24.

CONSOLIDATED REVENUE FUND.

DETAIL STATEMENT of PAYMENTS "Unauthorised in Suspense" during the Financial Year ended 30th June, 1922—*continued.*

HEAD OF EXPENDITURE.	Amount.	Total.
	£ s. d.	£ s. d.
Brought forward ... ... £	.....	90,590 0 3
TREASURER AND SECRETARY FOR FINANCE AND TRADE.		
Treasury—Salaries—Adjustment of salaries	(a) 864 19 5	
Stamp Duties—Salaries—Adjustment of salaries	(b) 170 13 9	
Land and Income Tax—Salaries—Adjustment of salaries... ...	(c) 2,446 18 3	
Navigation—Salaries—Adjustment of salaries	(d) 2,803 19 1	
Stores Supply Department—Salaries—Adjustment of salaries ...	(e) 185 13 11	
State Superannuation Board—Salaries—Adjustment of salaries ...	(f) 169 12 4	
MISCELLANEOUS SERVICES—		
Sewerage and Water Rates, &c., City, Municipal, and Shire Rates, &c., on Government Properties, and Costs in connection with Appeals	(g) 6,417 5 4	
Interest on Advances by Banks	(h) 18,854 11 8	
		31,913 13 9
DEPARTMENT OF ATTORNEY-GENERAL AND OF JUSTICE.		
Department of Attorney-General and of Justice—Salaries—Adjustment of salaries	(i) 964 0 4	
Court Reporters—Salaries—Adjustment of salaries	(j) 571 1 5	
Prothonotary and Registrar in Divorce—Salaries—Adjustment of salaries	(k) 278 8 1	
Registrar in Bankruptcy—Salaries—Adjustment of salaries ...	(l) 21 5 0	
Public Trustee—Salaries—Adjustment of salaries	(m) 337 15 6	
Probates—Salaries—Adjustment of salaries	(n) 53 1 7	
Coroners—Salaries—Adjustment of salaries	(o) 41 18 9	
Petty Sessions—Salaries—Adjustment of salaries	(p) 2,742 18 7	
Registrar-General—Salaries—Adjustment of salaries	(q) 2,351 0 6	
Public Service Board—Salaries—Adjustment of salaries	(r) 292 14 7	
		7,654 4 4
SECRETARY FOR LANDS AND MINISTER FOR FORESTS.		
Department of Lands—Salaries—Adjustment of salaries	(s) 19,176 10 1	
Western Land Board—Salaries—Adjustment of salaries	(t) 538 10 5	
Returned Soldiers' Settlement—Salaries—Adjustment of salaries	(u) 2,016 15 9	
		21,731 16 3
MINISTER FOR PUBLIC WORKS.		
PUBLIC WORKS AND SERVICES—		
Harbours and Rivers	(v) 4,587 0 2	
Dredge Service	(w) 2,067 18 11	
		6,654 19 1
Carried forward ... ... £	.....	158,544 13 8

(a) Included in amount of £45,125 19s. 5d. shown on page 24.
(b) ,, ,, £13,777 13s. 9d. ,, ,, 24.
(c) ,, ,, £48,532 18s. 3d. ,, ,, 24.
(d) ,, ,, £80,891 15s. 4d. ,, ,, 24.
(e) ,, ,, £21,123 13s. 11d ,, ,, 24.
(f) ,, ,, £9,220 12s. 4d. ,, ,, 24.
(g) ,, ,, £136,417 5s. 4d. ,, ,, 24.
(h) ,, ,, £148,854 11s. 8d. ,, ,, 24.
(i) ,, ,, £57,391 0s. 4d. ,, ,, 26.
(j) ,, ,, £9,436 1s. 5d. ,, ,, 26.
(k) ,, ,, £6,446 8s. 1d. ,, ,, 26.
(l) ,, ,, £3,267 5s. 0d. ,, ,, 26.
(m) Included in amount of £19,851 15s. 6d. shown on page 26.
(n) ,, ,, £3,340 1s. 7d. ,, ,, 26.
(o) ,, ,, £2,185 18s. 9d. ,, ,, 26.
(p) ,, ,, £115,723 18s. 7d. ,, ,, 26.
(q) ,, ,, £121,273 0s. 6d. ,, ,, 26.
(r) ,, ,, £17,899 14s. 7d. ,, ,, 26.
(s) ,, ,, £277,117 10s. 1d. ,, ,, 27.
(t) ,, ,, £5,674 10s. 5d. ,, ,, 28.
(u) ,, ,, £63,105 15s. 9d. ,, ,, 28.
(v) ,, ,, £42,039 1s. 2d. ,, ,, 29.
(w) ,, ,, £142,067 18s. 11d. ,, ,, 29.

CONSOLIDATED REVENUE FUND.

DETAIL STATEMENT of PAYMENTS "Unauthorised in Suspense" during the Financial Year ended 30th June, 1922—*continued.*

HEAD OF EXPENDITURE.	Amount.	Total.
	£ s. d.	£ s. d.
Brought forward ... ... £	....	158,544 13 8
PUBLIC INSTRUCTION.		
PUBLIC INSTRUCTION—		
Salaries—Adjustment of salaries	(a)30,281 12 5	
Contingencies...	(b)49,813 1 10	
Industrial School for Girls, Parramatta—Salaries—Adjustment of salaries	(c) 14 11 7	
Public Library of New South Wales—Salaries—Adjustment of salaries	(d) 305 14 3	
		80,415 0 1
SECRETARY FOR MINES.		
Mines Department—Salaries—Adjustment of salaries...	(e)1,768 19 7	
Royal Commission of Inquiry on Coal-mining Industry, 1919—Costs of Colliery Proprietors	(f)8,798 18 0	
		10,567 17 7
MINISTER FOR LOCAL GOVERNMENT.		
Endowment of Shires	.....	(g)24,393 5 9
DEPARTMENT OF AGRICULTURE.		
Rural Industries Board—Salaries—Adjustment of salaries	(h) 494 19 9	
Botanic Gardens—Salaries—Adjustment of salaries	(i) 16 17 10	
		511 17 7
OTHER SERVICES.		
Government Guarantee, 1920-21 Wheat—Payment of 1s. 3d. per bushel under guarantee of payment of 7s. 6d. per bushel for 1920-21 wheat grown in New South Wales	(j)963,136 16 2	
Carriage of Wheat to drought stricken areas	(k) 101 13 6	
Carriage of Fodder for Starving Stock	(l) 209 16 6	
		*963,448 6 2
TOTAL ... ... £	.....	1,237,881 0 10

* See page 36.

(a) Included in amount of £3,023,713 12s. 5d. shown on page 29.
(b) ,, ,, £454,581 1s. 10d. ,, ,, 29.
(c) ,, ,, £2,931 11s. 7d. ,, ,, 29.
(d) ,, ,, £14,475 14s. 3d. ,, ,, 29.
(e) ,, ,, £55,812 19s. 7d. ,, ,, 31.
(f) ,, ,, £89,256 0s. 9d. ,, ,, 31.
(g) Included in amount of £184,393 5s. 9d., shown on page 31.
(h) ,, ,, £10,116 19s. 9d. ,, ,, 32.
(i) ,, ,, £6,611 17s. 10d. ,, ,, 32.
(j) ,, ,, £963,448 6s. 2d. ,, ,, 36.
(k) ,, ,, £963,448 6s. 2d. ,, ,, 36.
(l) ,, ,, £963,448 6s. 2d. ,, ,, 36.

The Treasury, New South Wales,
Sydney, 11th August, 1922.

A. LYNCH,
Comptroller of Accounts

ARTHUR A. C. COCKS,
Treasurer.

STATEMENT F.

CONSOLIDATED REVENUE FUND.

STATEMENT OF PAYMENTS made during the Year ended 30th June, 1922, from the Vote "Advance to Treasurer," 1921–22, Consolidated Revenue Fund, on Account of Services of the Year 1921–22.

Head of Service.	To be Voted.	
	Amount.	Total.
	£ s. d.	£ s. d.
SCHEDULES TO THE CONSTITUTION ACT.		
Supplement to Schedules.		
Other Pensions and Allowances—		
Mr. A. Forster—late Registrar Pharmacy Board—Allowance in lieu of Superannuation (£2 per week), 20th May to 30th June, 1922	12 0 0	
Mrs. E. C. Day—Widow of late Inspector-General of Police—Allowance at rate of £300 per annum for month of June, 1922...	25 0 0	
		37 0 0
Total Schedules ... ... £	.....	37 0 0
EXECUTIVE AND LEGISLATIVE.		
Vice-President of the Executive Council and Representative of the Government in the Legislative Council.		
Contingencies—		
Allowance to Secretary for tea-money	.....	13 10 0
Legislative Council.		
Contingencies—		
Select Committee on Agriculture—Additional remuneration to Officers—		
Mr. W. K. Charlton (Secretary)—Bonus	75 0 0	
Mr. F. W. Lyne (Shorthand Writer)—Bonus	25 0 0	
		100 0 0
Legislative Assembly.		
Salaries—		
Accountant at £505 per annum from 14th March to 30th June, 1922	149 16 4	
Amanuensis at £220 per annum, for period 19th to 23rd December, 1921	3 0 3	
		152 16 7
Legislative Council and Assembly.		
Contingencies—		
Mr. S. C. Young, Parliamentary Steward, on leave prior to retirement—Allowance in lieu of quarters at £2 per week from 1st February to 30th June, 1922	.....	43 6 8
Parliamentary Reporting Staff.		
Salaries—		
Adjustment of 4% Superannuation deductions, 1920–21—Salary of Principal Shorthand Writer...	.....	3 3 3
Total, Executive and Legislative ... ... £	.....	312 16 6
Carried forward ... . £		349 16 6

CONSOLIDATED REVENUE FUND.

STATEMENT OF PAYMENTS from the Vote "Advance to Treasurer," 1921–22, on Account of Services of the Year 1921–1922—*continued.*

Head of Service.	To be Voted. Amount.	To be Voted. Total.
	£ s. d.	£ s. d.
Brought forward	.....	349 16 6
PREMIER.		
Premier's Department.		
Salaries—		
Clerk, half difference between £455 and £565 per annum whilst acting as First Clerk from 14th November, 1921, to 9th April, 1922	22 4 3	
Amanuensis—Fee of sixty guineas for three months from 6th February, 1922	63 0 0	
		85 4 3
Agent-General.		
Salaries—		
Temporary Clerk—Increase from £275 per annum to £400 per annum, from 1st to 30th April, 1922	10 8 4	
Mr. T. B. Tartakover—Clerk, Immigration Branch, Salary at rate of £250 per annum, from 1st March to 31st May, 1921, during three months' special leave of absence on termination of services	62 10 0	
		72 18 4
Contingencies—		
Contingencies generally—further sum	.....	1,372 11 7
Miscellaneous Services.		
Premiers' Conference, Melbourne—Expenses of the Premier and Ministers—October and November, 1921	52 19 10	
Vice-Regal Visits—Expenses...	16 6 9	
Repatriation of Mr. Peter Larkin and family—Passage money, Sydney to London	106 0 0	
Repatriation of Mr. James Mooney and family—Passage money, Sydney to London	185 19 0	
Cost of conveyance by rail of remains of late Mr. Jim Case, *Worker* Cartoonist, from Sydney to Wallangarra, for interment at Brisbane	21 10 6	
Cost of organising and collecting War Trophies for distribution throughout the State, exhibiting the captured German Railway Gun; and investigating the proposal to establish a War Museum in Sydney—further sum	872 3 2	
Carried forward ... ... £	1,254 19 3	1,530 14 2
Carried forward ... ... £	.....	349 16 6

CONSOLIDATED REVENUE FUND.

STATEMENT OF PAYMENTS from the Vote "Advance to Treasurer," 1921-22, on account of Services of the Year 1921-22—*continued.*

Head of Service.	To be Voted.	
	Amount.	Total.
	£ s. d.	£ s. d.
Brought forward ... ... £	.....	349 16 6
PREMIER—*continued.*		
Brought forward ... ... £	.....	1,530 14 2
Miscellaneous Services—*continued.*		
Brought forward ... ... £	1,254 19 3	
Parliamentary Visit to Victorian and Murrumbidgee Irrigation Areas—Expenses	500 0 0	
Aerial Camera—Cost freight and insurance from London	55 17 0	
Mrs. E. H. Telfer—Advance to meet necessities whilst awaiting remittance from her husband in Fiji (*not recoverable*) ...	25 0 0	
National Rifle Association—Railway concessions to Competitors—further sum	125 15 5	
Central Clearing House—Purchase of motor cycle and side attachment for delivery of Departmental correspondence and parcels	179 6 0	
To meet expenditure in rail concessions specially approved by the Premier, or arising out of the reciprocal agreements between the States, and also the Commonwealth, in respect of free rail facilities—further sum	1,834 16 11	
Premier's Official Visit to England—Expenses—further sum ...	315 4 5	
Leeton Canning Factory—Special Report by Mr. G. H. Dowsing—Rail Fare and Expenses	19 12 2	
Relief to stranded Australians in London (*not recoverable*) ...	7 7 6	
Langley's Sawmills—Expenses in connection with proposed purchase	35 6 9	
Mr. Henry Lawson—Grant in recognition of his services to the literature of Australia	72 0 0	
Purchase of Dictaphone in London by the late Premier (Hon. John Storey)	151 4 6	
Funeral Expenses of late Premier (Hon. John Storey)	618 16 0	
The John Storey Memorial Dispensary Fund—Expenses	76 1 6	5,271 7 5
Total, Premier ... ... £	.....	6,802 1 7
Carried forward ... ... £	.....	7,151 18 1

CONSOLIDATED REVENUE FUND.

STATEMENT OF PAYMENTS from the Vote "Advance to Treasurer," 1921-22, on Account of Services of the Year, 1921-22—*continued.*

Head of Service.	To be Voted. Amount.	To be Voted. Total.
	£ s. d.	£ s. d.
Brought forward ... ... £	.....	7,151 18 1
COLONIAL SECRETARY.		
COLONIAL SECRETARY.		
Salaries—		
Under Secretary—Increase of Salary from £1,000 to £1,120 per annum from 1st July, 1921, to 30th June, 1922 ...	.....	120 0 0
AUDITOR-GENERAL'S DEPARTMENT.		
Contingencies—		
Mr. S. R. Player—Bonus in connection with preparation of Auditor-General's Report, &c.	50 0 0	
Bonus for special services at Newcastle— £ s. d.		
Mr. J. S. Campbell, Inspector of Public Accounts 52 10 0		
Mr. L. J. Pooley, Inspector of Public Accounts 52 10 0		
	105 0 0	
		155 0 0
BUREAU OF STATISTICS AND REGISTRAR OF FRIENDLY SOCIETIES AND TRADE UNIONS.		
Salaries—		
Clerk, difference between £480 and £505 per annum from 7th July, 1921, to 30th June, 1922	.....	24 10 6
MISCELLANEOUS SERVICES.		
Subventions to Friendly Societies Act No. 46, 1912—further sum	16,795 11 6	
Mr. W. D. Rochford—Refund of maintenance fees paid on account of his mother—a patient in Mental Hospital	10 0 0	
Cost of temporary relief to "Hard Luck" cases at Broken Hill ...	533 5 0	
Refund of portion of License Fee—Theatres and Public Halls Act, 1908.	1 16 8	
Carried forward ... ... £	17,340 13 2	299 10 6
Carried forward ... ... £	.....	7,151 18 1

CONSOLIDATED REVENUE FUND.

STATEMENT OF PAYMENTS from the Vote "Advance to Treasurer," 1921–22, on Account of Services of the Year 1921–22—*continued.*

Head of Service.	To be Voted.	
	Amount.	Total.
	£ s. d.	£ s. d.
Brought forward ... ... £	.....	7,151 18 1
COLONIAL SECRETARY—*continued.*		
Brought forward ... ... £	.....	299 10 6
Miscellaneous Services—*continued.*		
Brought forward	17,340 13 2	
Orr v. Alexander and Others—Verdict and costs in connection with action against Police Officers	561 7 10	
Refund of Motor Car Taxes and Registration Fees	11 5 0	
Constable J. M. Toohey—Moiety of cost of Medical and Nursing Expenses (as an act of grace) in connection with injuries received whilst in the execution of his duty	45 8 3	
Mr. J. H. Julin—Legal and other expenses allowed by way of compensation in connection with wrongful arrest and imprisonment	449 4 6	
Fire Brigades' Employees Union—To provide Legal Assistance in connection with inquiry into alleged victimisation of employees	231 7 0	
		18,639 5 9
Total, Colonial Secretary ... ... £	.....	18,938 16 3
MINISTER FOR LABOUR.		
Department of Labour.		
Salaries—		
Under-Secretary—Increase of salary from £1,000 to £1,060, 1st July, 1921, to 30th June, 1922	60 0 0	
Superintending Inspector— Half difference between £515 and £683 p.a., whilst acting as Chief Inspector of Factories and Shops	21 4 8	
		81 4 8
Miscellaneous Services.		
Broken Hill Miners—Cost of travelling facilities for settlement upon Murrumbidgee Irrigation Areas	25 2 10	
Mr. P. A. Geoghegan—Special allowance whilst acting as Registrar Broken Hill Technical Commission, 1st January to 31st December, 1921	120 0 0	
		145 2 10
Total, Department of Labour ... £	.....	226 7 6
Carried forward ... ... £	.....	26,317 1 10

CONSOLIDATED REVENUE FUND.

STATEMENT OF PAYMENTS from the Vote "Advance to Treasurer," 1921-22, on Account of Services of the Year 1921-22—*continued.*

Head of Service.	To be Voted.	
	Amount.	Total.
	£ s. d.	£ s. d.
Brought forward ... ... £	.....	26,317 1 10
MINISTER FOR PUBLIC HEALTH AND MOTHERHOOD.		
Venereal Diseases Act, No. 46, 1918—		
Commissioner—Salary, at rate of £1000 per annum, May and June, 1921	.....	166 13 4
Other Services—		
Pneumonic Influenza—Expenses paid on behalf of New South Wales residents stranded in other States during Influenza Epidemic, 1919 (*not recoverable*)	241 10 4	
Welfare Centre, Wooloomooloo—Expenses of Official opening ...	67 8 5	
		308 18 9
Total, Minister for Public Health and Motherhood ... £	.....	475 12 1
MINISTER FOR STATE INDUSTRIAL ENTERPRISES.		
State Industrial Enterprises		
Salaries—		
Secretary at £750 per annum, from 13th December, 1921, to 30th June, 1922...	410 19 2	
Clerk at £350 per annum, from 5th January to 30th June, 1922	158 19 7	
		569 18 9
Contingencies—		
Contingencies generally	.....	124 3 0
Total, State Industrial Enterprises ... ... £	.....	694 1 9
Carried forward ... ... £	.....	27,486 15 8

CONSOLIDATED REVENUE FUND.

STATEMENT OF PAYMENTS from the Vote "Advance to Treasurer," 1921–22, on Account of Services of the Year 1921–22—*continued.*

Head of Service.	To be Voted. Amount.	Total.
	£ s. d.	£ s. d.
Brought forward ... ... £	.....	27,486 15 8
TREASURER AND SECRETARY FOR FINANCE AND TRADE.		
Treasury.		
Salaries—		
Clerk—Half difference between £381 and £505 per annum whilst acting in higher capacity, from 8th April, 1921, to 19th March, 1922	58 15 3	
Inspector under Totalizator Act—Adjustment of salary from £405 per annum to £450 per annum from 19th October, 1920, to 6th July, 1921, and from £401 per annum to £450 per annum from 7th July, 1921, to 30th June, 1922... ...	172 19 1	
State Insurance Branch—		
Senior Clerk—Adjustment of Salary and Allowance from £394 per annum to £434 per annum from 30th June, 1920, and at rate of £469 per annum, from 8th October, 1920	85 0 9	
Clerk—Adjustment of Salary from £244 to £263 10s. per annum, on 30th June, 1920, and £300 to £312 per annum from 1st July to 7th October, 1920, and £321 to £361 per annum from 19th October, 1921, to 30th June, 1922 ...	55 18 6	
		372 13 7
Contingencies—		
Mr. E. G. Hayes, Clerk—Allowance at £50 per annum from 24th March, 1921, to 30th June, 1922, for extra duties under Totalizator Act, 1916 ... ... £59 13 3		
Less Superannuation deduction charged to Vote 2 1 6		
	57 11 9	
Mr. H. B. Brewer, Paymaster—Honorarium for extra services in connection with payment of Closer Settlement claims ...	50 0 0	
Purchase of Dictaphone for use of Colonial Treasurer	138 15 0	
		246 6 9
Stamp Duties—		
Salaries—		
Commissioner—Increase of Salary from £880 to £900 per annum, from 1st July, 1921, to 30th June, 1922	20 0 0	
Assistant Commissioner at £700 per annum, from 9th February, to 30th June, 1922	272 6 6	
Accountant at £482 10s. per annum from 9th February to 30th June, 1922	187 14 3	
2 Clerks—Difference between £361 and £371 per annum, each from 1st January, to 30th June, 1922...	10 0 0	
Clerk at £301 per annum, from 2nd March, to 30th June, 1922 ... ... £99 15 8		
Less Charged to Adjustment of Salaries... ... 71 12 7		
	28 3 1	
		518 3 10
Carried forward ... ... £	.....	1,137 4 2
Carried forward ... ... £	.....	27,486 15 8

CONSOLIDATED REVENUE FUND.

STATEMENT OF PAYMENTS from the Vote "Advance to Treasurer," 1921–22, on Account of Services of the Year 1921–22—*continued.*

Head of Service.	To be Voted.	
	Amount.	Total.
	£ s. d.	£ s. d.
Brought forward ... ... £	.....	27,486 15 8
TREASURER AND SECRETARY FOR FINANCE AND TRADE—*continued.*		
Brought forward... ... ... £	.....	1,137 4 2
LAND AND INCOME TAX.		
Salaries—		
Commissioner of Taxation—Increase of salary from £1,100 to £1,250 per annum, from 1st July, 1921, to 30th June, 1922	150 0 0	
Clerk at £273 per annum, from 9th March, to 30th June, 1922	105 0 0	
Clerk at £252 per annum, from 10th February, to 30th June, 1922	96 18 4	
Junior Clerk at £123 10s. per annum, from 10th February, to 30th June, 1922	47 10 0	
Junior Clerk at £97 10s. per annum, from 30th March to 30th June, 1922	24 12 10	
Junior Clerk at £91 per annum, from 10th April to 30th June, 1922	20 5 0	
Junior Clerk at £84 10s. per annum, from 29th March to 15th June, 1922	18 6 9	
Junior Clerk at £84 10s. per annum, from 3rd April to 30th June, 1922	20 8 7	
Typist at 25s. per week, from 29th March to 30th June, 1922	16 17 6	
Do do from 29th March to 22nd April, 1922	4 11 8	
Do do from 3rd April to 30th June, 1922...	16 0 10	
Do do from 4th May to 30th June, 1922 ...	10 8 4	
Increases granted to 15 Assessors, Assessment Branch, from 7th July, 1921, to 30th June, 1922	296 1 2	
		827 1 0
GOVERNMENT PRINTER.		
Salaries—		
Increases under Federal Award for Members of the Amalgamated Society of Engineers	.....	258 3 2
EXPLOSIVES.		
Contingencies—		
Repairs to Departmental Steam Tug "Bucra"	265 0 2	
Mr. R. A. Crockett, Acting Superintendent—Allowance at rate of £78 per annum from 26th August, 1921 to 30th June, 1922	60 0 0	
		325 0 2
RESUMED PROPERTIES.		
Salaries—		
Manager—Increase from £700 to 750 from 1st July, 1921, to 30th June, 1922	50 0 0	
Chief Clerk—Difference between £469 and £550 per annum from 1st July, 1921 to 5th April, 1922	53 8 8	
Clerk at £440 per annum from 11th August to 31st December, 1921	172 17 1	
Clerk at £261 per annum from 9th May to 1st June, 1922 ...	17 4 2	
Typist—Difference between £123 10s. and £154 per annum from 18th April to 1st June £3 15 4		
Less charged to Adjustment of Salaries ... £2 9 3		
	1 6 1	
		294 16 0
Contingencies—		
Repairs to Resumed Properties generally and Insurance ...	.....	2,772 0 5
Carried forward ... ... £		5,614 4 11
Carried forward ... ... £	.....	27,486 15 8

CONSOLIDATED REVENUE FUND.

STATEMENT OF PAYMENTS from the Vote "Advance to Treasurer," 1921-22, on Account of Services of the Year 1921-22—*continued.*

Head of Service.	To be Voted.	
	Amount.	Total.
	£ s. d.	£ s. d.
Brought forward ... ... £	.....	27,486 15 8
TREASURER AND SECRETARY FOR FINANCE AND TRADE—*continued.*		
Brought forward ... ... £	.....	5,614 4 11
Sydney Harbour Trust.		
Salaries—		
Adjustment of Salaries, including "Flat-rate" increases ...	3,067 5 8	
3 Draftsmen—Increases under the Professional Officers Award	30 10 2	
		3,097 15 10
Contingencies—		
Working Expenses—further sum	159 19 10	
Allowances to Widows and Dependents of Officers of a sum equivalent to the monetary value of extended leave of absence accumulated at time of death	212 16 2	
Payments to Officers granted Extended leave of absence prior to retirement	552 6 7	
		925 2 7
Stores Supply Department.		
Salaries—		
2 Junior Clerks, 1 at £104 per annum, from 1st November, 1921, to 30th June, 1922; and 1 at £91 per annum, from 13th January to 30th June, 1922	.....	160 0 0
State Superannuation Board.		
Salaries—		
Member of Board—Increase from £625 to £675 per annum, from 1st July, 1920, to 30th June, 1922	100 0 0	
Accountant—Increase from £521 to £560 from 20th May, 1921, to 30th June, 1922 ... ... £43 7 10		
Less charged to Adjustment of Salaries ... 20 11 8		
	22 16 2	
		122 16 2
Contingencies—		
Mr. A. J. Jones—Bonus for suggestions as to economy in working of office	.....	25 0 0
Miscellaneous Services.		
Allowances to Parliamentary Representatives—Re-issue of Allowances undrawn under Acts No. 19, 1912, and No. 20, 1920	517 14 5	
Motor Hire for Members of the Legislative Assembly for conveyance to their homes on the occasion of late sittings of the House	282 17 3	
Supervision of Boot Contract—Expenses (*not recoverable*)	4 9 0	
Expenses of preliminary Inquiry into complaints against Officers of the Shipping Master's Office by Seamen's Representatives...	1 18 2	
Mr. S. A. Thompson—Fee in connection with drafting the Stamp Duties' Amendment Bill	210 0 0	
Refund of Stamp Duty paid on Municipal Debentures	240 18 10	
Carried forward ... ... £	1,257 17 8	9,944 19 6
Carried forward ... ... £	.....	27,486 15 8

CONSOLIDATED REVENUE FUND.

STATEMENT OF PAYMENTS from the Vote "Advance to Treasurer," 1921-22, on account of Services of the Year 1921-22—*continued.*

Head of Service.	To be Voted.	
	Amount.	Total.
	£ s. d.	£ s. d.
Brought forward ... ... £	.....	27,486 15 8
TREASURER AND SECRETARY FOR FINANCE AND TRADE—*continued.*		
Brought forward ... ... £	.....	9,944 19 6
Miscellaneous Services—*continued.*		
Brought forward ... ... £	1,257 17 8	
Stamp Duty on Powers of Attorney and other documents for Returned Soldiers, and on transfers of properties for Homes for Returned Soldiers	78 1 0	
Refund of Stamp Duty paid on Share Transfers lost in S.S. "Canastota"	1 7 0	
Ben Fuller Trust—Adjustment of Stamp Duty payable on declaration of Trust	37 10 0	
Mr. Wm. G. Drew—Refund of amounts repaid on reappointment in respect of gratuity granted to him in 1896...	101 4 0	
Estate of F. Hill (Deceased)—Value of jewellery stolen from safe, Shipping Master's office	22 7 0	
Tramway fares of Veterans at the Veterans' Home, La Perouse, in visits to the city	21 6 8	
Allowances to widows and dependents of Officers of the Treasury Department of a sum equivalent to the monetary value of extended leave of absence accumulated at time of death ...	1,258 2 3	
Refund of Income Tax overpaid 1912 to 1917 (as an act of grace)	45 16 8	
Severn Shire Ratepayers' Association—Contribution towards expenses incurred in appeal against assessment of the Glen Innes Experimental Farm by the Severn Shire Council ...	14 6 4	
Refund of Pilot License Fees	6 0	
Fiji Shipping Company—Claim in connection with collision between Pilot Steamer "Captain Cook" and s.s. "Noorebar"	160 0 0	
Boy Scouts' Association—Cost of printing Annual Report ...	12 10 0	
Professor R. F. Irvine—Honorarium in respect of Inquiry and Report upon Housing conditions of workmen, &c., in England and America	200 0 0	
Royal Commission on Colliers "Myola," "Undola," and "Tuggerah"—Expenses	1 17 4	
Mr. W. M. Walsh—Adjustment of deduction from State Military Allowance for Service with Citizens and Bushmen's Contingent in South Africa	115 8 4	
To meet cost of Railway Concessions to Blind Civilians—further sum	2,768 11 2	
		6,102 5 5
Total, Treasurer and Secretary for Finance and Trade ... ... £	.....	16,047 4 11
Carried forward ... ... £	.....	43,534 0 7

CONSOLIDATED REVENUE FUND.

STATEMENT OF PAYMENTS from the Vote "Advance to Treasurer," 1921-22, on Account of Services of the Year 1921-22—*continued.*

Head of Service.	To be Voted. Amount.	To be Voted. Total.
	£ s. d.	£ s. d.
Brought forward ... ... £	.....	43,534 0 7
DEPARTMENT OF THE ATTORNEY-GENERAL AND OF JUSTICE.		
MINISTERIAL OFFICE.		
Salaries—		
Assistant Law Officer and Crown Prosecutor at £1,000 per annum from 1st June to 30th June, 1922	.....	79 12 11
THE JUDGES.		
Contingencies—		
Travelling and incidental expenses—further sum	.....	706 5 3
PRISONS.		
Salaries—		
Officer-in-charge, Shaftesbury Institution, at £400 per annum, *less* quarters at £35 per annum, from 1st January to 30th June, 1922	.....	180 9 11
COURT REPORTERS.		
Salaries—		
Typist at £222 per annum from 29th May to 30th June, 1922	.....	19 8 7
Contingencies—		
Mr. C. G. Davis, Typist—Bonus in respect of services from 2nd September, 1920, to 22nd August, 1921	.....	10 0 0
REGISTRAR-GENERAL.		
Contingencies—		
Allowances to District Registrars, Temporary and Contract Draftsmen, &c., &c.—further sum...	.....	1,609 12 1
LAND AND VALUATION COURT.		
Salaries—		
Deputy Judge at £2,600 p.a., for period 3rd to 13th April, 1922	79 8 11	
Associate at £319 p.a. from 13th February to 30th June, 1922...	120 1 6	
Registrar at £530 per annum, Clerk at £381 per annum, Shorthand-writer at £331 per annum, and Messenger at £245 per annum from 10th December, 1921, to 30th June, 1922	826 8 11	
		1,025 19 4
Contingencies—		
Travelling and incidental expenses	.....	390 12 8
MISCELLANEOUS SERVICES.		
Refund of Unclaimed Moneys under the District Courts Act ...	4 5 0	
Allowances to widows and dependents of Officers of the Justice Department of a sum equivalent to the monetary value of extended leave of absence accumulated at time of death ...	1,305 1 3	
Profiteering Prevention Act, 1920—Administrative expenses ...	272 18 3	
Liquor Amendment Act, No. 42, 1919—Licenses Reduction Board (Section 8)—Administrative expenses	1,991 2 11	
Refund of estreated recognizances	123 0 0	
To meet Legal Expenses, &c., &c.—further sum	3,458 14 9	
Mr. G. Hawkins, Record Attendant, Registrar-General's Department—Monetary value 24 days' sick leave granted in 1918 without pay	8 8 7	
		7,163 10 9
TOTAL, DEPARTMENT OF THE ATTORNEY-GENERAL AND OF JUSTICE... ... ... £	.....	11,185 11 6
Carried forward ... ... £	.....	54,719 12 1

CONSOLIDATED REVENUE FUND.

STATEMENT OF PAYMENTS from the Vote "Advance to Treasurer," 1921-22, on Account of Services of the Year 1921-22—*continued.*

Head of Service.	To be Voted. Amount.	Total.
	£ s. d.	£ s. d.
Brought forward ... ... £	.....	54,719 12 1
SECRETARY FOR LANDS AND MINISTER FOR FORESTS.		
DEPARTMENT OF LANDS		
Salaries—		
Draftsman, Deeds Branch—Allowance of £25 per annum for carrying out duties as First Draftsman from 1st July, 1920, to 7th July, 1921, and at rate of £10 per annum from 7th July, 1921, to 24th January, 1922	30 19 2	
Draftsman, Roads Branch—Half-difference of salary whilst acting in higher position from 27th August, 1920, to 9th February, 1921	2 17 0	
		33 16 2
MISCELLANEOUS SERVICES (*Department of Lands*).		
Compensation for improvements effected on Improvement Scrub and 18th Section Leases withdrawn for Settlement Leases...	1,315 11 6	
To meet cost of postage, railway freight, &c.	1,250 0 0	
		2,565 11 6
WESTERN LAND BOARD—		
Contingencies—		
Western Land Leases—Cost of Surveys	.....	2,003 16 0
RETURNED SOLDIERS' SETTLEMENT BRANCH.		
Salaries—		
Accountant at £637 p.a., from 29th March to 30th June, 1922, on leave prior to retirement	164 0 11	
Inspector—Allowance at rate of £17 p.a. from 8th October, 1920, to 30th June, 1921, and £42 p.a. from 1st July, 1921, to 30th June, 1922	54 7 9	
Clerk at £381 p.a., from 2nd February to 30th June, 1922 ...	155 10 8	
Clerk at £169 p.a., from 10th October, 1921, to 30th June, 1922	122 4 8	
Sub-Accountant—Allowance whilst Acting-Accountant from 1st July to 31st December, 1920, and 14th April to 22nd August, 1921	47 8 5	
Extra Clerical and other Assistance—further sum	791 11 10	
		1,335 4 3
Contingencies—		
Incidental Expenses, &c.—further sum	.....	981 8 5
Miscellaneous Services (Returned Soldiers' Settlement Branch)—		
Mr. W. G. Ashford, M.L.A., Legal Costs incurred in respect of Royal Commission of Inquiry into administration of the Returned Soldiers' Settlement Branch	2,500 0 0	
Royal Commission of Inquiry into Soldiers' Settlements—Cost of printing	267 10 0	
Allowance at rate of £50 per annum to Mr. W. E. Sharpe whilst acting as Secretary to the Commission from 14th August, 1920, to 3rd August, 1921	48 12 6	
Bonus to Officers— £ s. d.		
Mr. John J. Sheils—Bonus 100 0 0		
Less Overtime and tea-money paid 19 9 11		
	80 10 1	
Mr. Norman C. Lockhart—Bonus	125 0 0	
Mr. George Virtue—Bonus	40 0 0	
Mr. C. A. Le Maistre Walker, F.C.P.A.—Fee for professional services in investigating System of Accounts ...	120 0 0	
		3,181 12 7
FORESTRY COMMISSION.		
Contingencies—		
Travelling and incidental expenses of the Chief Commissioner of Forestry and the Secretary in representing New South Wales at the Australian Forestry Conference in Brisbane	.....	39 19 8
TOTAL, SECRETARY FOR LANDS AND MINISTER FOR FORESTS £	.....	10,141 8 7
Carried forward ... ... £	.....	64,861 0 8

CONSOLIDATED REVENUE FUND.

STATEMENT OF PAYMENTS from the Vote "Advance to Treasurer," 1921-22, on Account of Services of the Year 1921-22—*continued.*

Head of Service.	To be Voted.	
	Amount.	Total.
	£ s. d.	£ s. d.
Brought forward ... ... £	.....	64,861 0 8
MINISTER FOR PUBLIC WORKS.		
Establishment—		
Salaries— £		
Railway Appeals Board—To adjust Salary of Chairman at rate of £750 per annum, June, 1921	.....	62 10 0
Miscellaneous—		
Mr. J. J. C. Bradfield—Expenses of visit abroad in connection with proposed Bridge over Sydney Harbour	491 3 9	
Cranbrook Subdivision—Cost of preventing Sand Drift from Lot 8 to New South Head Road	25 3 11	
Royal Commission—Railways and Tramways—Cost of printing (part)	1,391 5 1	
Uniform Gauge—Cost of inquiries and test of appliances ...	352 12 8	
Mr. F. W. Jones—Allowance at rate of £75 per annum whilst acting as Secretary to the Royal Commission of Inquiry into Railways and Tramways, from July to December, 1921...	37 9 8	
Broken Hill Relief Works	159 15 8	
Relief Works, Newcastle—Cleaning water channels... ...	5,143 19 6	
Do Metropolitan Area—Painting Bridges ...	4,964 9 6	
		12,565 19 9
Hunter District Water Supply and Sewerage Board.		
Salaries—		
Adjustment of Salaries	.....	212 0 0
Total, Minister for Public Works ... ... £	.....	12,840 9 9
PUBLIC INSTRUCTION.		
National Art Gallery.		
Salaries—		
Director—Increase, £557 to £600 per annum from 1st July, 1921, to 1st June, 1922	39 12 0	
Director—Increase, £597 to £640 per annum from 2nd June, to 30th June, 1922...	3 6 0	
		42 18 0
Miscellaneous Services—		
Burwood School of Arts—Compensation for closing the Institution during the Influenza Epidemic	19 0 4	
New South Wales State Orchestra—Payment of members of the Orchestra and other expenses	1,200 0 0	1,219 0 4
Total, Public Instruction ... ... £	.....	1,261 18 4
Carried forward ... ... £	.....	78,963 8 9

CONSOLIDATED REVENUE FUND.

STATEMENT OF PAYMENTS from the Vote "Advance to Treasurer," 1921-22, on Account of Services of the Year 1921-22—*continued.*

Head of Service.	To be Voted.	
	Amount.	Total.
	£ s. d.	£ s. d.
Brought forward ... ... £	.....	78,963 8 9
SECRETARY FOR MINES.		
Department of Mines.		
Contingencies—		
Allowance to Mining Surveyors, &c., &c.—further sum	.....	2,201 0 0
Miscellaneous Services—		
Country Promotion League Display—Expenses of placing Exhibit from the Mining Museum	4 14 0	
Captain W. G. A. Lovelle—Advance made for prospecting (*not recoverable*)	20 0 0	
To promote Prospecting for Gold and other Minerals, &c.—further sum	2,000 0 0	
Expenses of maintenance of Ministerial motor-car and wages of chauffeur	551 1 6	
Allowances to widows and dependents of officers of the Mines Department of a sum equivalent to the monetary value of extended leave of absence accumulated at time of death ...	560 6 2	3,136 1 8
Total, Department of Mines... ... £	.....	5,337 1 8
LOCAL GOVERNMENT.		
Salaries—		
Under Secretary—Increase of salary from £1,000 to £1,120 from 1st July, to 30th June, 1922	.....	120 0 0
Miscellaneous Services—		
Parramatta Road Improvement League—Grant towards expenses of Official Opening	.....	43 6 8
Total, Local Government ... ... £	.....	163 6 8
DEPARTMENT OF AGRICULTURE.		
Agriculture.		
Salaries—		
Plant-Breeder, at £415 per annum, from 1st October, 1921, to 30th June, 1922	221 15 1	
Messenger, half difference between £245 and £283, per annum, from 30th January to 2nd April, 1922	3 5 1	
		225 0 2
Rural Industries Board.		
Salaries—		
Junior Clerk at £150 per annum, from 1st November, 1921, to 30th June, 1922	.....	103 5 9
Contingencies—		
Incidental expenses, overtime, &c.	1,035 6 11	
Bonus to officers— £ s. d.		
Mr. C. Drummond—Bonus 30 0 0		
Mr. J. Durack ,, ... 30 0 0		
Mr. J. Sterling ,, ... 30 0 0		
Mr. F. O'Neill ,, ... 30 0 0		
	120 0 0	
Mr. E. M. Mason—Allowance, difference between £26 per annum and £60 per annum, from 24th January, 1921, to 30th June, 1922	48 14 4	
		1,204 1 3
Carried forward ... ... £	.....	1,532 7 2
Carried forward	.....	84,463 17 1

CONSOLIDATED REVENUE FUND.

STATEMENT OF PAYMENTS from the Vote "Advance to Treasurer," 1921-22, on Account of Services for the Year 1921-22—*continued.*

Head of Service.	To be Voted. Amount.	Total.
	£ s. d.	£ s. d.
Brought forward ... ... £	.....	84,463 17 1
DEPARTMENT OF AGRICULTURE—*continued.*		
Brought forward ... ... £	.....	1,532 7 2
Miscellaneous Services.		
Mr. R. T. McKay—Allowance at rate of £300 p.a. as Member of the Committee for the Bulk Handling of Wheat	93 2 7	
Mr. H. W. Eastwood, orchardist, Hawkesbury Agricultural College—Difference between £6 3s. per week and £344 per annum whilst acting in higher position, from 26th November, 1920, to 10th May, 1922	32 6 3	
Mr. E. Harris—Allowance at rate of £123 per annum, from 1st January, to 30th June, 1922	60 16 1	
Mr. M. H. Reynolds, Inspector of Agriculture—Allowance for period during which he had control of Rural Industries Board	30 0 0	
Australian Wheat Board—Claim in connection with shipments made in December, 1916	51 10 3	
Major W. D. Evans—Fees for report on the marketing of products of this State	225 1 6	
Allowances to widows and dependents of Officers of a sum equivalent to the monetary value of extended leave of absence accumulated at time of death	408 11 10	
Imperial Bureau of Entomology, New South Wales—Increase of contribution from £222 to £333 per annum for year ended 31st March, 1922	111 0 0	
Rebate of freight on fodder for starving stock (as an act of grace)	11 3 8	
Dalgety & Co., Ltd.—Compensation for cancellation of charter of vessels for loading wheat	2,899 1 3	
Compensation for loss of furniture through floods at Texas— £		
Mr. John Newlands, junior, Assistant-Inspector of Stock ... 30		
Mr. E. R. Lyons, Assistant-Inspector of Stock ... 5		
—	35 0 0	
Compensation for loss of horse at Sugarloaf Crossing—Mr. G. Batty, Assistant-Inspector of Stock	5 0 0	
Kiosk, Outer Domain—Alterations and Additions	57 0 0	
Expenses of Commercial Officer, Agent-General's Office, attending World's Poultry Congress	31 17 6	
Herdmaster Mr. J. C. Robertson—Travelling expenses to New Zealand whilst engaged in selecting Stud Stock	45 14 6	
		4,097 5 5
Water Conservation and Irrigation Commission.		
Salaries—		
Assistant Secretary—Half difference between £600 and £775 whilst acting as Secretary from 20th April, 1921, to 12th January, 1922	.....	50 18 4
Miscellaneous Services—		
Mr G. B. Newman v. Water Conservation and Irrigation Commission—Verdict and Costs in action in respect of property ...	122 17 8	
Mr. W. A. McClellan—Pension under Section 34, Superannuation Act, 1916...	94 18 3	
Allowances to Widows and Dependents of Officers of a sum equivalent to the monetary value of extended leave of absence accumulated at time of death	36 7 9	
Mr. Wm. Rawlings, senior (deceased)—Compensation under Sec. 23A of Irrigation Amendment Act, 1918	123 13 6	
		377 17 2
Total, Department of Agriculture ... ... £	.....	6,058 8 1
Grand Total ... ... £	.....	*90,522 5 2

* See Page 36.

The Treasury, New South Wales,
Sydney, 11th August, 1922.

ARTHUR A. C. COCKS,
Treasurer.

G.

Detail Statement of Receipts Returned.

ABSTRACT of REFUNDS of EXCESS RECEIPTS from the CONSOLIDATED REVENUE FUND during the Financial Year ended 30th June, 1922.

(*See pages* 6 *to* 15.)

HEAD OF RECEIPT.	Amount.	Total.
GOVERNMENTAL.	£ s. d.	£ s. d.
Taxation—		
Stamp Duties ...	19,374 16 7	
Probate Duties	6,002 0 4	
		25,376 16 11
Land Tax	116 6 1	
Income Tax	154,101 9 2	
Motor Tax	366 17 9	
Betting Taxes—		
Bookmakers...	98 0 0	
Racecourses Admission Tax, 1920	4 7 6	
Licenses	1,626 18 6	
		156,313 19 0
Land Revenue—		
Alienation	12,237 8 2	
Annual Land Revenue—		
Interest on Land conditionally purchased	0 12 11	
Pastoral Occupation	8,507 2 8	
Western Lands Division	618 12 11	
Miscellaneous Land Receipts	19,930 3 10	
Mining Occupation...	1,927 3 5	
		43,221 3 11
Receipts for Services rendered—		
Pilotage, Harbour Dues and Fees	602 16 2	
Agricultural Colleges and Farms Account	308 3 11	
Fees	1,034 11 2	
Miscellaneous Services Rendered	902 14 1	
		2,848 5 4
General Miscellaneous Receipts—		
Rents (exclusive of Land)	136 13 1	
Fines and Forfeitures...	477 14 4	
Forestry	397 9 3	
Water Conservation and Irrigation Commission	16 14 0	
Public Service Superannuation Act, 1903	5 16 9	
Darling Harbour Resumed Area	120 8 2	
Unclaimed Moneys Act No. 11, 1917	97 8 5	
Unclassified Receipts ...	3,070 13 0	
		4,322 17 0
Total Governmental ... ... £	.....	232,083 2 2
BUSINESS UNDERTAKINGS OF THE STATE.		
Chief Commissioner for Railways and Tramways—		
Railways	£167,720 1 1	
Tramways	674 18 6	
	168,394 19 7	
Sydney Harbour Trust Commissioners	4,749 18 8	
Metropolitan Board of Water Supply and Sewerage—		
Water Rates	£1,208 16 8	
Sewerage Rates	18 0 10	
	1,226 17 6	
Hunter District Water Supply and Sewerage Board—		
Water Rates	£76 16 2	
Sewerage Rates	83 11 8	
	160 7 10	
Total Business Undertakings ... £		174,532 3 7
Total Refunds of Excess Receipts ... ... £	.....	406,615 5 9

The Treasury, New South Wales,
Sydney, 11th August, 1922.

A. LYNCH,
Comptroller of Accounts.

ARTHUR A. C. COCKS,
Treasurer

CONSOLIDATED REVENUE FUND.

Statement H.

SECTION 32, SUBSECTION 3, OF AUDIT ACT, 1902.

STATEMENT of unpaid Accounts rendered during the year 1921–22, which, at the close of the year, were lying in the Treasury and the various Departments of the Service.

DEPARTMENT.	TOTAL CLAIMS TO 30TH JUNE, 1922.	
	£ s. d.	£ s. d.
GOVERNMENTAL.		
Premier	1,950 3 6	
Colonial Secretary and Minister for Housing	3,780 12 2	
Minister for Public Health and Motherhood	10,239 10 10	
Treasurer and Secretary for Finance and Trade	35,062 19 8	
Department of the Attorney-General and of Justice	4,489 13 10	
Secretary for Lands and Minister for Forests	434 11 10	
Minister for Public Works	7,946 1 8	
Public Instruction	6,442 8 11	
Department of Labour and Industry	72 9 10	
Secretary for Mines	681 12 2	
Department of Agriculture	2,477 5 0	
Minister for Local Government	97 8 8	
		73,674 18 1
BUSINESS UNDERTAKINGS OF THE STATE.		
Chief Commissioner for Railways and Tramways	20,642 3 2	
Sydney Harbour Trust Commissioners	717 0 0	
Metropolitan Board of Water Supply and Sewerage	2,973 14 8	
Hunter District Water Supply and Sewerage Board	35 16 6	
		24,368 14 4
Total £	.....	98,043 12 5

Statement I.

SECTION 32, SUBSECTION 3, OF AUDIT ACT, 1902.

STATEMENT of all Revenue and Receipts payable by law to the Consolidated Revenue Fund on or before the 30th day of June, 1922, which had not reached the Treasury at the close of the year.

COLLECTING OFFICER.	AMOUNT ON 30TH JUNE, 1922.	
	£ s. d.	£ s. d.
GOVERNMENTAL.		
In Suspense Account at Treasury	164 2 4	
Commissioner of Taxation	214,509 1 10	
Estimated Arrears of Land Revenue	144,100 0 0	
Clerks of Petty Sessions, Crown Land Agents, and Mining Registrars, &c.	54,964 19 4	
Country Towns Water Supply Works—Outstanding Interest	31,236 17 8	
Do do Sewerage do do do	8,263 0 5	
Water and Drainage Trusts Accounts, &c.—Outstanding Interest, &c.	6,455 7 1	
Municipal Councils—Interest due on Works	49 4 5	
		459,742 13 1
BUSINESS UNDERTAKINGS OF THE STATE.		
Chief Commissioner for Railways and Tramways	107,483 16 11	
Sydney Harbour Trust Commissioners	4,075 0 0	
Metropolitan Board of Water Supply and Sewerage	13,657 14 2	
Hunter District Water Supply and Sewerage Board	221 19 1	
		125,438 10 2
Total £	.....	585,181 3 3

	£ s. d.
Total, per Statement I	585,181 3 3
Total, per Statement H	98,043 12 5
Receipts in excess of Expenditure not brought to Account on 30th June, 1922	£487,137 10 10

The Treasury, New South Wales,
Sydney, 11th August, 1922.

A. LYNCH,
Comptroller of Accounts.

ARTHUR A. C. COCKS,
Treasurer.

No. 2.
SPECIAL DEPOSITS ACCOUNT.

STATEMENT of DEPOSITS and RE-ISSUES in the Year ended 30th June, 1922.

ACCOUNTS.	Credit Balances on 30th June, 1921.	Deposits in Year ended 30th June, 1922.	Total.	Re-issues in Year ended 30th June, 1922.	Credit Balances on 30th June, 1922.
	£ s. d.	£ s. d.	£ s. d.	£ s. d.	£ s. d.
Blockholders' Loan Fund (Act No. 69 of 1901)	2,000 7 7	.....	2,000 7 7	.....	2,000 7 7
Crown Leases Security Deposit Account	1,245 0 0	0 6 9	1,245 6 9	380 6 9	865 0 0
Elder's Trustee and Executor Co., Ltd. (Private Act, 24th December, 1920)	20,000 0 0	.....	20,000 0 0	.....	20,000 0 0
Fixed Deposits Account	0 14 10	250,000 0 0	250,000 14 10	250,000 14 10	.....
Government Savings Bank of New South Wales Deposit Account	3,147,500 0 0	.....	3,147,500 0 0	.....	3,147,500 0 0
Government Savings Bank of New South Wales Advances Deposit Account	500,000 0 0	250,000 0 0	750,000 0 0	130,000 0 0	620,000 0 0
Housing Fund (Act No. 7 of 1912)—					
Capital Account	13,216 12 1	138,295 0 11	151,511 13 0	130,427 13 0	21,084 0 0
Revenue Account	37,139 13 2	48,789 18 8	85,929 11 10	7,053 2 9	78,876 9 1
Municipal Council of Sydney—					
Moore-street Improvement Loan Sinking Fund	442 15 9	65 7 6	508 3 3	.....	508 3 3
Public Markets Loan Sinking Fund	1,050 3 11	39 4 10	1,089 8 9	.....	1,089 8 9
1901 City Loan Sinking Fund	1,744 17 4	124 17 5	1,869 14 9	.....	1,869 14 9
1903 Streets Loan Sinking Fund	2,026 15 9	93 4 7	2,120 0 4	.....	2,120 0 4
1905 Streets Loan Sinking Fund	849 19 9	90 10 10	940 10 7	.....	940 10 7
1910 Streets Loan Sinking Fund	1,130 6 9	55 17 7	1,186 4 4	.....	1,186 4 4
1912 Streets Loan Sinking Fund	1,205 18 2	55 19 8	1,261 17 10	.....	1,261 17 10
1919 Streets Loan Sinking Fund	1 0 0	22 1 5	23 1 5	.....	23 1 5
Electric Light Loan Sinking Fund	6,690 5 3	271 7 9	6,961 13 0	.....	6,961 13 0
Realization of Stock Sinking Fund	1,220 4 8	41 10 9	1,261 15 5	.....	1,261 15 5
Resumptions Sinking Fund	7,636 8 3	314 9 0	7,950 17 3	.....	7,950 17 3
Resumptions Sinking Fund (Buildings)	718 14 0	55 15 6	774 9 6	.....	774 9 6
Camperdown Ward Loan Sinking Fund	411 10 10	24 5 0	435 15 10	.....	435 15 10
Municipal Markets Loan Sinking Fund	2,339 9 10	163 2 0	2,502 11 10	.....	2,502 11 10
,, ,, Queen Victoria Building Loan Sinking Fund	24 2 10	35 5 9	59 8 7	14 0 0	45 8 7
Public Service Assurance Account	533 1 11	10 7 9	543 9 8	195 5 9	348 3 11
Public Trustee—Unclaimed Balances of Intestate Estates Account	59,648 12 11	.....	59,648 12 11	978 8 1	58,670 4 10
Treasury Guarantee Fund	25,112 0 6	2,921 18 7	28,033 19 1	1,759 14 5	26,274 4 8
Treasury Fire Insurance Fund	188,034 14 4	71,687 8 7	259,722 2 11	35,029 18 3	224,692 4 8
Treasury Workmen's Compensation Fund	55,417 3 6	72,150 7 8	127,567 11 2	35,867 7 9	91,700 3 5
The Union Trustee Company of Australia, Limited (*Private Act*, 11th December, 1914)	20,000 0 0	.....	20,000 0 0	.....	20,000 0 0
Water and Drainage Loan Redemption Fund (Act No. 44 of 1912)	73,090 6 1	8,445 7 3	81,535 13 4	.....	81,535 13 4
State Debt Commissioners' Deposit Account	142,562 18 10	374,069 10 6	516,632 9 4	350,000 0 0	166,632 9 4
Carried forward ... ... £	4,312,993 18 10	1,217,823 6 3	5,530,817 5 1	941,706 11 7	4,589,110 13 6

SPECIAL DEPOSITS ACCOUNT—*continued.*

ACCOUNTS.	Credit Balances on 30th June, 1921.	Deposits in the Year ended 30th June, 1922.	Total.	Re-issues in the Year ended 30th June, 1922.	Credit Balances on 30th June, 1922.
	£ s. d.	£ s. d.	£ s. d.	£ s. d.	£ s. d.
Brought forward ... ... £	4,312,993 18 10	1,217,823 6 3	5,530,817 5 1	941,706 11 7	4,589,110 13 6
State Debt Commissioners' Trust Accounts (Act No. 19 of 1904)—					
Municipal Council of Sydney Sinking Fund (Act 50 Vic. No. 13)...	146,230 11 9	7,935 3 11	154,165 15 8	.....	154,165 15 8
Testamentary and Trust Fund (Perpetual and Permanent Trustee Companies Acts)	1,310 15 6	1,910 11 4	3,221 6 10	.....	3,221 6 10
Bankruptcy Suitors Fund (Act No. 25 of 1898)	2,607 5 5	355 0 0	2,962 5 5	41 11 4	2,920 14 1
Bankruptcy Unclaimed Dividend Fund (Act No. 25 of 1898)	5,951 8 8	1,031 10 6	6,982 19 2	61 16 11	6,921 2 3
Seamen's Wages	1,247 6 0	501 8 10	1,748 14 10	1,036 15 4	711 19 6
Trust Moneys (Act No. 25 of 1898) (See page 60)	5,225 12 3	1,366 12 9	6,592 5 0	1,131 16 2	5,460 8 10
Unclaimed Moneys	6,343 10 2	8,721 17 3	15,065 7 5	4,903 4 9	10,162 2 8
Centenary Park Land Sales Account (Act No. 23 of 1904)	.....	1,031 0 10	1,031 0 10	1,031 0 10	.....
Commonwealth Government Advances to State *re* Settlement of Returned Soldiers ...	6,256,983 8 10	3,561,067 18 0	9,818,051 6 10	6,609 18 3	9,811,441 8 7
Commonwealth Government Advances under Wheat Storage Act, 1917—Silos ...	250,000 0 0	.....	250,000 0 0	.....	250,000 0 0
Commonwealth Territory Trust Account	451 5 9	1,239 18 4	1,691 4 1	1,227 17 8	463 6 5
Forestry Act No. 55 of 1916 (Section 13)	29,594 17 0	121,295 17 10	150,890 14 10	113,707 14 4	37,183 0 6
Government Dockyard and Newcastle Workshops Store Advance Account	2,640 11 1	589,051 7 7	591,691 18 8	565,255 19 8	26,435 19 0
Government Printer—Working Capital Account	.....	157,614 0 4	157,614 0 4	126,432 2 1	31,181 18 3
Government Railways Superannuation Account (Act No. 30 of 1912)	35,814 18 0	160,893 13 6	196,708 11 6	175,325 14 8	21,382 16 10
Hunter District Water Supply and Sewerage Board—					
Store Advance Account	2,134 8 3	53,861 3 11	55,995 12 2	45,889 6 1	10,106 6 1
Deferred Payments Account...	7,015 16 9	13,172 8 8	20,188 5 5	11,131 7 5	9,056 18 0
Imported Fodder Sales Account	2,971 14 7	.....	2,971 14 7	.....	2,971 14 7
Imperial Pensions Account...	.....	138,048 19 1	138,048 19 1	138,048 19 1	.....
Income Tax Suspense Account	4 10 0	.....	4 10 0	4 5 0	5 0
Industrial Undertakings (Act No. 22 of 1912)—					
State Brickworks—					
Homebush Working Account	21,012 6 0	141,587 11 3	162,599 17 3	128,846 7 0	33,753 10 3
Homebush Reserve Account	25,101 6 2	1,293 18 8	26,395 4 10	13,601 18 9	12,793 6 1
Botany Working Account	44 3 0	.....	44 3 0	.....	44 3 0
Craven and Gloucester Sawmills and Hewn Timber Supply Works	168 16 8	62,379 18 10	62,548 15 6	62,105 4 3	443 11 3
State Limeworks Working Account...	477 8 0	.....	477 8 0	.....	477 8 0
State Metal Quarries Working Account	7,266 17 10	245,677 17 2	252,944 15 0	231,915 17 7	21,028 17 5
State Metal Quarries Reserve Account	56 16 7	4,707 15 1	4,764 11 8	3,687 14 2	1,076 17 6
State Timber Yards and Building Workshops at Uhr's Point	6,467 17 2	307,080 1 1	313,547 18 3	284,591 19 1	28,955 19 2
State Power Station, Uhr's Point	8,599 12 1	6,415 14 4	15,015 6 5	5,360 10 8	9,654 15 9
State Monier Pipe and Reinforced Concrete Works	4,633 2 6	94,453 6 5	99,086 8 11	77,510 5 2	21,576 3 9
State Monier Pipe and Reinforced Concrete Works Reserve Account	2,050 17 11	652 7 10	2,703 5 9	.....	2,703 5 9
State Clothing Factory Working Account	619 13 0	55,316 6 0	55,935 19 0	48,902 9 6	7,033 9 6
State Drug Depôt	675 2 9	25,057 12 3	25,732 15 0	22,110 18 0	3,621 17 0
Carried forward ... ... £	11,146,695 18 6	6,981,544 7 10	18,128,240 6 4	3,012,179 5 4	15,116,061 1 0

SPECIAL DEPOSITS ACCOUNT—*continued.*

ACCOUNTS.	Credit Balances on 30th June, 1921.	Deposits in the Year ended 30th June, 1922.	Total.	Re-issues in the Year ended 30th June, 1922.	Credit Balances on 30th June, 1922.
	£ s. d.	£ s. d.	£ s. d.	£ s. d.	£ s. d.
Brought forward ... ... £	11,146,695 18 6	6,981,544 7 10	18,128,240 6 4	3,012,179 5 4	15,116,061 1 0
Industrial Undertakings (Act No. 22 of 1912)—*continued*—					
Rozelle Joinery Works Account	4,378 3 10	.....	4,378 3 10	.....	4,378 3 10
Building Construction Branch Working Account	25,370 5 8	231,250 18 7	256,621 4 3	220,609 17 4	36,011 6 11
,, ,, ,, Reserve Account	7,692 10 0	366 4 11	8,058 14 11	3,747 14 6	4,311 0 5
State Bakery Working Account	1,421 19 11	34,791 13 9	36,213 13 8	31,886 4 3	4,327 9 5
,, ,, Reserve Account	426 1 10	764 16 2	1,190 18 0	1,112 12 5	78 5 7
,, Motor Garage Working Account	3,944 3 0	36,085 18 6	40,030 1 6	31,811 6 6	8,218 15 0
,, ,, ,, Reserve Account	.....	3,500 0 0	3,500 0 0	.....	3,500 0 0
State Trawlers Working Account	5,075 1 6	106,400 9 1	111,475 10 7	108,812 0 9	2,663 9 10
Murrumbidgee Irrigation Areas Working Account	5,729 5 3	454,007 19 11	459,737 5 2	455,628 7 10	4,108 17 4
Broken Hill Water Supply Administration Act No. 43, 1916	219,408 15 11	89,756 18 11	309,165 14 10	29,601 4 6	279,564 10 4
Junee Water Supply Account (Act No. 59, 1915)	9,644 12 9	13,028 12 3	22,673 5 0	16,477 2 6	6,196 2 6
,, ,, Renewal Account	425 12 5	12 17 3	438 9 8	.....	438 9 8
Metropolitan Board of Water Supply and Sewerage—					
Store Advance Account	7,237 6 7	66,667 7 8	73,904 14 3	65,265 16 1	8,638 18 2
Trust Account	3,277 1 3	6,563 0 2	9,840 1 5	6,918 15 2	2,921 6 3
Sewerage Contractors' Advance Account	166 6 3	13,178 1 5	13,344 7 8	10,506 17 4	2,837 10 4
Police Superannuation and Reward Fund (Act No. 28 of 1906)	965 16 4	149,502 6 7	150,468 2 11	150,304 12 10	163 10 1
Poundage	186 1 7	2 8 4	188 9 11	.....	188 9 11
Public Works Department—					
Public Works and Railway Construction Stores Advance Account	67,882 19 11	129,993 11 10	197,876 11 9	85,312 2 10	112,564 8 11
Services for other Branches and Departments	1,436 0 2	6,867 8 5	8,303 8 7	4,518 8 5	3,785 0 2
Railway Store Advance Account	1,882 7 0	5,888,719 12 0	5,890,601 19 0	5,762,666 3 7	127,935 15 5
Resumed Properties—Store Advance Account	494 4 10	7,235 8 5	7,729 13 3	6,212 11 7	1,517 1 8
Revenue Suspense Account	15,844 17 11	870,008 6 10	885,853 4 9	880,324 10 11	5,528 13 10
State Superannuation Board Account	30,723 0 7	393,382 15 5	424,105 16 0	419,383 8 5	4,722 7 7
Sydney Harbour Trust Store Advance Account...	10,563 12 2	178,912 7 7	189,475 19 9	175,545 5 10	13,930 13 11
State Wheat Office—Wheat Sales Account	.....	104,261 5 8	104,261 5 8	104,261 5 8	.....
The Compensation Fund (Liquor Amendment Act No. 42 of 1919)	244,655 14 1	245,031 2 7	489,686 16 8	125,404 1 0	364,282 15 8
The Falkiner Scholarship Fund	265 8 6	125 0 0	390 8 6	93 3 4	297 5 2
The "Sobraon" Fund	10,000 0 0	.....	10,000 0 0	.....	10,000 0 0
Unclaimed Salaries and Wages Account	9,059 11 10	5,693 16 7	14,753 8 5	5,379 13 8	9,373 14 9
Wire Netting—Working Capital Account	3,865 14 8	29,811 4 8	33,676 19 4	26,804 15 0	6,872 4 4
Sundry Deposits Account	694,933 3 11	2,162,797 19 10	2,857,731 3 9	2,035,504 7 10	822,226 15 11
Totals ... ... £	12,533,651 18 2	18,210,264 1 2	30,743,915 19 4	13,776,271 15 5	*16,967,644 3 11

* See page 194.

The Treasury, New South Wales,
Sydney, 11th August, 1922.

A. Lynch,
Comptroller of Accounts.

ARTHUR A. C. COCKS,
Treasurer.

I hereby certify that the above statement represents the actual deposits with, and re-issues by, the Treasurer, during the year ended 30th June, 1922, on behalf of the Accounts mentioned therein.

Given under my hand, this 21st day of September, 1922.

F. A. COGHLAN,
Auditor-General

Statement J.

TRUST MONEYS (INSOLVENT ESTATES) DEPOSIT ACCOUNT.

STATEMENT of TRUST MONEYS (Insolvent Estates) deposited in the TREASURY, and of the RE-ISSUES in the Year ended 30th June, 1922.

OFFICER DEPOSITING.	Credit Balance on 30th June, 1921.	Deposits in the Year ended 30th June, 1922.	Total	Re-issues in the Year ended 30th June, 1922.	Credit Balance on 30th June, 1922.
	£ s. d.	£ s. d.	£ s. d.	£ s. d.	£ s. d.
Official Assignee in Insolvency—					
W. H. Palmer	5,225 12 3	1,366 12 9	6,592 5 0	1,131 16 2	5,460 8 10
Totals (see page 58) ... ... £	5,225 12 3	1,366 12 9	6,592 5 0	1,131 16 2	5,460 8 10

The Treasury, New South Wales,
Sydney, 11th, August, 1922.

A. Lynch,
Comptroller of Accounts.

ARTHUR A. C. COCKS,
Treasurer.

No. 3.

SPECIAL ACCOUNTS.

STATEMENT of RECEIPTS and PAYMENTS in the Year ended 30th June, 1922.

ACCOUNTS.	Credit Balances on 30th June, 1921.	Receipts in the Year ended 30th June, 1922.	Total.	Payments in the Year ended 30th June, 1922.	Credit Balances on 30th June, 1922.
Colonial Treasurer's—	£ s. d.	£ s. d.	£ s. d.	£ s. d.	£ s. d.
Master in Equity Account	117,178 11 5	84,138 15 8	201,317 7 1	127,039 2 3	74,278 4 10
Master in Lunacy Account	15,312 18 3	235,205 17 4	250,518 15 7	235,203 15 10	15,314 19 9
Public Trustee Account	407,399 17 0	657,886 0 1	1,065,285 17 1	655,073 3 4	410,212 13 9
Prothonotary Account	6,510 19 3	35,984 2 4	42,495 1 7	36,544 13 7	5,950 8 0
Registrar of Probates Account	17,801 16 10	1,046 12 8	18,848 9 6	415 14 4	18,432 15 2
Totals ... ... £	564,204 2 9	1,014,261 8 1	1,578,465 10 10	1,054,276 9 4	*524,189 1 6

*See page 194.

The Treasury, New South Wales.
Sydney, 11th August, 1922.

A. Lynch,
Comptroller of Accounts.

ARTHUR A. C. COCKS,
Treasurer.

No. 3.

SPECIAL ACCOUNTS.

STATEMENT of RECEIPTS and PAYMENTS in the Year ended 30th June, 1922

ACCOUNTS.	Credit Balances on 30th June, 1921.	Receipts in the Year ended 30th June, 1922.	Total.	Payments in the Year ended 30th June, 1922.	Credit Balances on 30th June, 1922.
Colonial Treasurer's—	£ s. d.	£ s. d.	£ s. d.	£ s. d.	£ s. d.
Sinking in Lottery Account	117,178 11 5	84,138 15 8	201,317 7 1	127,039 2 3	74,278 4 10
Master in Lunacy Account	15,312 13 3	285,205 17 4	300,518 10 7	285,303 15 10	15,214 15 9
Public Trustee Account	407,389 17 0	657,850 0 1	1,065,239 17 1	955,073 3 4	110,212 13 9
Prothonotary Account	6,510 19 3	28,804 2 4	35,314 1 7	29,314 13 7	5,999 8 0
Registrar of Probate Account	17,801 16 10	1,010 12 8	18,812 9 6	413 11 4	18,398 17 2
TOTALS	564,293 2 9	1,010,201 8 1	1,574,495 10 10	1,004,370 3 4	*570,125 7 6

The Treasury, New South Wales,
Sydney, 11th August, 1922.

ALBERT A. C. COCKS,
Treasurer.

A. LARKIN,
Comptroller of Accounts.

No. 4.

THE CLOSER SETTLEMENT ACCOUNT.

ACCOUNT CURRENT

OF

RECEIPTS AND EXPENDITURE

IN THE

YEAR ENDED 30 JUNE, 1922.

No. 4.

CLOSER SETTLEMENT ACCOUNT.

Dr. ACCOUNT CURRENT of RECEIPTS and EXPENDITURE in the Year ended 30th June, 1922. Cr.

PARTICULARS OF RECEIPTS.	Amount.	Total.
	£ s. d.	£ s. d.
To Receipts :—		
Repayment to credit of the undermentioned Vote—Previous years—		
For the acquisition of Land for the purposes of Closer Settlement, and Contingent Expenses in connection therewith	.....	453 3 6
Receipts under Closer Settlement Acts—		
On Account of various Estates acquired for Closer Settlement purposes...	465,988 16 0	
Less Receipts Returned	676 17 8	465,311 18 4
On Account of Improvement Leases, &c., resumed under the Closer Settlement Act No. 74, 1912	10,466 10 8	
Less Receipts Returned	171 18 1	10,294 12 7
Transfer from General Loan Account of portions of amounts voted to provide for the acquisition of Land and Contingent Expenses for the purposes of Closer Settlement—		
Loan Act 27, 1920	1,000,000 0 0	
Loan Act 21, 1921	500,000 0 0	1,500,000 0 0
Fees under the Real Property Act...	.....	18,135 17 11
Total	£	1,994,195 12 4
,, Balance on 30th June, 1921, brought forward	.....	581,721 3 10
Total	..... £	2,575,916 16 2

PARTICULARS OF EXPENDITURE.	Purchase Money.	Contingent Expenses.	Total.
	£ s. d.	£ s. d.	£ s. d.
By Payments :—			
For the acquisition of Land for the purposes of Closer Settlement, and Contingent Expenses in connection therewith	1,943,960 3 9	339 6 8	
Various Estates—Under Section 17 of the Closer Settlement (Amendment) Act, No. 48, 1918	.....	1,490 3 10	
£	1,943,960 3 9	1,829 10 6	1,945,789 14 3
Recoup (under section 7, subsection 2, of Public Works and Closer Settlement Act No. 9, 1906) to the Consolidated Revenue Fund of Interest charged on Loans raised			273,291 18 9
Interest on Purchase Money, Closer Settlement Estates, acquired under section 3, Closer Settlement (Amendment) Act, No. 7, 1914			411 8 6
Interest on Debentures issued under Closer Settlement (Amendment) Act, No. 53, 1916, and Closer Settlement (Amendment) Act, No. 48, 1918			200,258 12 6
Redemption of Closer Settlement Debentures issued under Section 17 of Act No. 48, 1918 ...			131,100 0 0
Under Real Property Act			161 19 0
Total ... ... £			2,551,013 13 0
,, Balance on 30th June, 1922, carried forward			* 24,903 3 2
Total ... ... £			2,575,916 16 2

* See pag 194.

The Treasury, New South Wales,
Sydney, 11th August, 1922.

A. Lynch,
Comptroller of Accounts.

ARTHUR A. C. COCKS,
Treasurer.

I hereby certify that the above Account represents the actual receipts and expenditure of the Treasurer on account of Closer Settlement Account during the year ended 30th June, 1922, and is in accordance with the requirements of the Audit Act, 1902, section 58.

Given under my hand, this 21st day of September, 1922.

F. A. COGHLAN,
Auditor-General.

66379—F

NT ACCOUNT.

NDITURE in the Year ended 30th June, 1922.

PARTICULARS OF EXPENDITURE.	Purchase Money.	Contingent Expenses.	Total.
	£ s. d.	£ s. d.	£ s. d.
Payments:—			
For the acquisition of Land for the purposes of Closer Settlement, and Contingent Expenses in connection therewith	1,943,960 3 9	339 6 8	
Various Estates—Under Section 17 of the Closer Settlement (Amendment) Act, No. 48, 1918	.....	1,490 3 10	
	£ 1,943,960 3 9	1,829 10 0	1,945,789 14 3
Recoup (under section 7, subsection 2, of Public Works and Closer Settlement Act No. 9, 1908) to the Consolidated Revenue Fund of Interest charged on Loans raised			273,291 13 9
Interest on Purchase Money, Closer Settlement Estates, acquired under section 3, Closer Settlement (Amendment) Act, No. 7, 1914			411 8 6
Interest on Debentures issued under Closer Settlement (Amendment) Act, No. 53, 1916, and Closer Settlement (Amendment) Act, No. 48, 1918			200,258 12 6
Redemption of Closer Settlement Debentures issued under Section 17 of Act No. 48, 1918 ...			134,100 0 0
Under Real Property Act			161 19 0
Total			£ 2,551,613 13 0
Balance on 30th June, 1922, carried forward			£ 24,903 3 2
Total			£ 2,576,516 16 2

ARTHUR A. C. COOKS,
Treasurer.

I hereby certify that the above Account represents the actual receipts and expenditure of the Treasurer on account of Closer Settlement Account during the Year ended 30th June, 1922, and is in accordance with the requirements of the Audit Act, 1902, section 38.

Given under my hand, this 21st day of September, 1922.

E. A. COGHLAN,
Auditor-General.

CLOSER SETTLEMENT.

PARTICULARS OF MINISTERIAL CERTIFICATES AND CLOSER SETTLEMENT DEBENTURES.

STATEMENT showing Estates acquired under Closer Settlement Acts, the cost of which has been arranged by issue of Ministerial Certificates, or by payment in Closer Settlement Debentures.

CLOSER

PARTICULARS OF MINISTERIAL CERTIFICATES

STATEMENT showing Estates acquired under Closer Settlement Acts, the Cost of which has been arranged or by payment in Closer Settlement Debentures under Section 5 (3*a*) of the Closer Settlement

Estate acquired.	Compensation Money.				
	Amount.	Terms of Settlement.			
		Ministerial Certificates.	Closer Settlement Debentures.	Cash.	Total.
	£ s. d.	£	£	£ s. d.	£ s. d.
Eulabil	6,448 12 3	6,400	.....	48 12 3	6,448 12 3
Emu Park	6,463 6 4	5,600	.....	863 6 4	6,463 6 4
Tarcutta	78,751 16 1	.....	77,100	1,651 16 1	78,751 16 1
Carumbi	87,085 4 4	.....	83,300	3,785 4 4	87,085 4 4
Oban	72,682 10 0	.....	72,600	82 10 0	72,682 10 0
Collaroy	49,472 18 0	.....	49,400	72 18 0	49,472 18 0
Ooma	117,435 0 5	.....	114,700	2,735 0 5	117,435 0 5
Harvey Park	54,793 0 0	.....	45,100	9,693 0 0	54,793 0 0
Pinnacle	37,714 12 6	.....	37,700	14 12 6	37,714 12 6
Baerami	68,306 13 9	.....	67,800	506 13 9	68,306 13 9
Manus	59,877 7 0	.....	59,700	177 7 0	59,877 7 0
Tuppal	96,617 4 11	.....	96,600	17 4 11	96,617 4 11
Barellan	18,022 3 9	(*c*)	18,000	22 3 9	18,022 3 9
Farlane	4,863 5 0	.....	4,100	763 5 0	4,863 5 0
Rosehill	7,298 17 7	.....	7,200	98 17 7	7,298 17 7
Yarran Park	8,484 0 0	.....	7,000	1,484 0 0	8,484 0 0
Garoolgan	5,651 5 0	.....	4,600	1,051 5 0	5,651 5 0
Dingo Dell	10,031 10 6	.....	8,400	1,631 10 6	10,031 10 6
The Curragh	14,227 0 0	.....	13,300	927 0 0	14,227 0 0
Ardlethan	14,330 9 5	.....	13,000	1,330 9 5	14,330 9 5
Carried forward £	818,556 16 10	12,000	779,600	26,956 16 10	818,556 16 10

SETTLEMENT.

AND CLOSER SETTLEMENT DEBENTURES.

by issue of Ministerial Certificates under Section 3 of the Closer Settlement (Amendment) Act, No. 7, 1914, (Amendment) Act, No. 53, 1916, and Section 17 of the Closer Settlement (Amendment) Act, No. 48, 1918.

Particulars of Ministerial Certificates and Closer Settlement Debentures.						
Face Value.	Currency.	Date of Maturity.	Paid off.	Outstanding as at 30th June, 1922.	Rate of Interest per Annum.	Annual Interest Payable.
£			£ s. d.	£ s. d.		£ s. d.
6,400	35 years	(*a*)	914 5 9	5,485 14 3	4 per cent.	219 8 6
5,600	35 ,,	(*b*)	800 0 0	4,800	4 ,,	192 0 0
77,100	10 ,,	28 December, 1926	.....	77,100	4½ ,,	3,469 10 0
83,300	10 ,,	31 December, 1926	.....	83,300	4½ ,,	3,748 10 0
72,600	10 ,,	9 February, 1927	.....	72,600	4½ ,,	3,267 0 0
49,400	10 ,,	19 March, 1927	.....	49,400	4½ ,,	2,223 0 0
114,700	10 ,,	28 March, 1927	.....	114,700	4½ ,,	5,161 10 0
45,100	10 ,,	16 April, 1927	.....	45,100	4½ ,,	2,029 10 0
37,700	10 ,,	17 April, 1927	.....	37,700	4½ ,,	1,696 10 0
67,800	10 ,,	20 June, 1927	.....	67,800	4½ ,,	3,051 0 0
59,700	10 ,,	29 June, 1927	.....	59,700	4½ ,,	2,686 10 0
96,600	10 ,,	29 June, 1927	.....	96,600	4½ ,,	4,347 0 0
18,000	5 ,,	1 January, 1920	2,500 0 0	.....		.....
	10 ,,	1 January, 1925	.....	2,500		100 0 0
	15 ,,	1 January, 1930	.....	2,600		104 0 0
	20 ,,	1 January, 1935	.....	2,600	4 ,,	104 0 0
	25 ,,	1 January, 1940	.....	2,600		104 0 0
	30 ,,	1 January, 1945	.....	2,600		104 0 0
	35 ,,	1 January, 1950	.....	2,600		104 0 0
4,100	5 ,,	13 September, 1922	.....	600		27 0 0
	10 ,,	13 September, 1927	.....	600		27 0 0
	15 ,,	13 September, 1932	.....	600		27 0 0
	20 ,,	13 September, 1937	.....	600	4½ ,,	27 0 0
	25 ,,	13 September, 1942 (*d*)	.....	600		27 0 0
	30 ,,	13 September, 1947	.....	600		27 0 0
	35 ,,	13 September, 1952	.....	500		22 10 0
7,200	5 ,,	17 September, 1922	.....	1,200		54 0 0
	10 ,,	17 September, 1927	.....	1,000		45 0 0
	15 ,,	17 September, 1932	.....	1,000		45 0 0
	20 ,,	17 September, 1937	.....	1,000	4½ ,,	45 0 0
	25 ,,	17 September, 1942 (*e*)	.....	1,000		45 0 0
	30 ,,	17 September, 1947	.....	1,000		45 0 0
	35 ,,	17 September, 1952	.....	1,000		45 0 0
7,000	5 ,,	31 October, 1922	.....	1,000		45 0 0
	10 ,,	31 October, 1927	.....	1,000		45 0 0
	15 ,,	31 October, 1932	.....	1,000		45 0 0
	20 ,,	31 October, 1937	.....	1,000	4½ ,,	45 0 0
	25 ,,	31 October, 1942 (*f*)	.....	1,000		45 0 0
	30 ,,	31 October, 1947	.....	1,000		45 0 0
	35 ,,	31 October, 1952	.....	1,000		45 0 0
4,600	5 ,,	14 December, 1922	.....	700		31 10 0
	10 ,,	14 December, 1927	.....	700		31 10 0
	15 ,,	14 December, 1932	.....	700		31 10 0
	20 ,,	14 December, 1937	.....	700	4½ ,,	31 10 0
	25 ,,	14 December, 1942 (*g*)	.....	600		27 0 0
	30 ,,	14 December, 1947	.....	600		27 0 0
	35 ,,	14 December, 1952	.....	600		27 0 0
8,400	5 ,,	27 March, 1923	.....	1,200		54 0 0
	10 ,,	27 March, 1928	.....	1,200		54 0 0
	15 ,,	27 March, 1933	.....	1,200		54 0 0
	20 ,,	27 March, 1938	.....	1,200	4½ ,,	54 0 0
	25 ,,	27 March, 1943 (*h*)	.....	1,200		54 0 0
	30 ,,	27 March, 1948	.....	1,200		54 0 0
	35 ,,	27 March, 1953	.....	1,200		54 0 0
13,300	5 ,,	2 April, 1923	.....	1,900		85 10 0
	10 ,,	2 April, 1928	.....	1,900		85 10 0
	15 ,,	2 April, 1933	.....	1,900		85 10 0
	20 ,,	2 April, 1938	.....	1,900	4½ ,,	85 10 0
	25 ,,	2 April, 1943 (*i*)	.....	1,900		85 10 0
	30 ,,	2 April, 1948	.....	1,900		85 10 0
	35 ,,	2 April, 1953	.....	1,900		85 10 0
13,000	5 ,,	28 June, 1923	.....	1,900		85 10 0
	10 ,,	28 June, 1928	.....	1,900		85 10 0
	15 ,,	28 June, 1933	.....	1,900		85 10 0
	20 ,,	28 June, 1938	.....	1,900	4½ ,,	85 10 0
	25 ,,	28 June, 1943 (*k*)	.....	1,800		81 0 0
	30 ,,	28 June, 1948	.....	1,800		81 0 0
	35 ,,	28 June, 1953	.....	1,800		81 0 0
791,600	.....	.....	4,214 5 9	787,385 14 3	.....	35,303 8 6

CLOSER SETTLEMENT.

PARTICULARS OF MINISTERIAL CERTIFICATES AND CLOSER SETTLEMENT DEBENTURES.

STATEMENT showing Estates acquired under Closer Settlement Acts, the cost of which has been arranged or by payment in Closer Settlement Debentures under Section 5 (3*a*) of the Closer Settlement (Amendment) by issue of Ministerial Certificates under Section 3 of the Closer Settlement (Amendment) Act No. 7, 1914, Act No. 53, 1916, and Section 17 of the Closer Settlement (Amendment) Act No. 48, 1918—*continued.*

Estate.	Compensation Money					Particulars of Ministerial Certificates and Closer Settlement Debentures.						
	Amount.	Terms of Settlement.				Face Value.	Currency.	Date of Maturity.	Paid off.	Outstanding as at 30th June, 1922.	Rate of Interest per annum.	Annual Interest Payable.
		Ministerial Certificates.	Closer Settlement Debentures.	Cash.	Total.							
Brought forward ..... £	£ s. d. 818,556 16 10	£ 12,000	£ 779,600	£ s. d. 26,956 16 10	£ s. d. 818,556 16 10	£ 791,600	.....	.....	£ s. d. 4,214 5 9	£ s. d. 787,385 14 3		£ s. d. 35,303 8 6
Magnay	6,501 3 7	.....	6,300	201 3 7	6,501 3 7	6,300	5 years 10 ,, 15 ,, 20 ,, 25 ,, 30 ,, 35 ,,	20 August, 1923 20 August, 1928 20 August, 1933 20 August, 1938 20 August, 1943 (*l*) 20 August, 1948 20 August, 1953	.....	£ 900 900 900 900 900 900 900	4½ per cent.	40 10 0 40 10 0 40 10 0 40 10 0 40 10 0 40 10 0 40 10 0
Grawlin	28,752 12 9	.....	28,300	452 12 9	28,752 12 9	28,300	10 ,,	1 June, 1928	.....	28,300	4½ ,,	1,273 10 0
Bimbeen	6,400 10 0	.....	5,200	1,200 10 0	6,400 10 0	5,200	5 ,, 10 ,, 15 ,, 20 ,, 25 ,, 30 ,, 35 ,,	30 October, 1923 30 October, 1928 30 October, 1933 30 October, 1938 30 October, 1943 (*j*) 30 October, 1948 30 October, 1953	.....	800 800 800 700 700 700 700	4½ ,,	36 0 0 36 0 0 36 0 0 31 10 0 31 10 0 31 10 0 31 10 0
Cullingral	24,074 17 0	.....	23,900	174 17 0	24,074 17 0	23,900	10 ,,	29 June, 1927	.....	23,900	4½ ,,	1,075 10 0
Tooles Creek (£75,098 12 4) and Walsh's Farm (£4,393 14 3)	79,492 6 7	.....	79,350	142 6 7	79,492 6 7	79,350	10 ,,	29 June, 1927	.....	79,350	4½ ,,	3,570 15 0
Bective	130,124 5 8	.....	128,500	1,624 5 8	130,124 5 8	128,500	10 ,,	29 June, 1927	.....	128,500	4½ ,,	5,782 10 0
Yannawah	29,799 0 0	.....	29,700	99 0 0	29,799 0 0	29,700	10 ,,	31 January, 1929	.....	29,700	4½ ,,	1,336 10 0
Yarrandale	60,800 0 0	.....	52,200	8,600 0 0	60,800 0 0	52,200	10 ,,	1 January, 1929	.....	52,200	4½ ,,	2,349 0 0
Inchgower	7,096 13 9	.....	6,600	496 13 9	7,096 13 9	6,600	5 ,, 10 ,, 15 ,, 20 ,, 25 ,, 30 ,, 35 ,,	24 February, 1924 24 February, 1929 24 February, 1934 24 February, 1939 24 February, 1944 (*m*) 24 February, 1949 24 February, 1954	.....	1,000 1,000 1,000 900 900 900 900	4½ ,,	45 0 0 45 0 0 45 0 0 40 10 0 40 10 0 40 10 0 40 10 0
Inchgower (No. 2)	11,122 1 4	.....	11,000	122 1 4	11,122 1 4	11,000	10 ,,	22 October, 1930	.....	11,000	4½ ,,	495 0 0
Colinroobie	5,908 10 8	.....	5,800	108 10 8	5,908 10 8	5,800	5 ,, 10 ,, 15 ,, 20 ,, 25 ,, 30 ,, 35 ,,	1 March, 1924 1 March, 1929 1 March, 1934 1 March, 1939 1 March, 1944 (*n*) 1 March, 1949 1 March, 1954	.....	1,000 800 800 800 800 800 800	4½ ,,	45 0 0 36 0 0 36 0 0 36 0 0 36 0 0 36 0 0 36 0 0
Greenwood	8,020 5 11	.....	6,700	1,320 5 11	8,020 5 11	6,700	10 ,,	24 March, 1929	.....	6,700	4½ ,,	301 10 0
Cooyal	44,266 11 8	.....	42,800	1,466 11 8	44,266 11 8	42,800	10 ,,	1 April, 1928	.....	42,800	4½ ,,	1,926 0 0
Moorakyne	11,643 7 9	.....	11,600	43 7 9	11,643 7 9	11,600	10 ,,	1 January, 1929	.....	11,600	4½ ,,	522 0 0
Tarrabandra	87,587 5 9	.....	87,200	387 5 9	87,587 5 9	87,200	10 ,,	1 January, 1929	.....	87,200	4½ ,,	3,924 0 0
Kyalite	7,210 0 0	.....	5,800	1,410 0 0	7,210 0 0	5,800	10 ,,	12 June, 1929	.....	5,800	4½ ,,	261 0 0
South Balladoran	10,111 13 6	.....	8,500	1,611 13 6	10,111 13 6	8,500	10 ,,	31 March, 1929	.....	8,500	4½ ,,	382 10 0
Dirnaseer	84,890 9 2	.....	84,100	790 9 2	84,890 9 2	84,100	10 ,,	1 April, 1929	.....	84,100	4½ ,,	3,784 10 0
Walbundrie	87,927 3 2	.....	87,900	27 3 2	87,927 3 2	87,900	10 years	1 March, 1929	.....	87,900	4½ ,,	3,955 10 0
Rockclift	3,850 0 0	.....	3,600	250 0 0	3,850 0 0	3,600	5 ,, 10 ,, 15 ,, 20 ,, 25 ,, 30 ,, 35 ,,	14 August, 1924 14 August, 1929 14 August, 1934 14 August, 1939 14 August, 1944 (*o*) 14 August, 1949 14 August, 1954	.....	600 500 500 500 500 500 500	4½ ,,	27 0 0 22 10 0 22 10 0 22 10 0 22 10 0 22 10 0 22 10 0
Carried forward ..... £	1,554,135 15 1	12,000	1,494,650	47,485 15 1	1,554,135 15 1	1,506,650	.....	.....	4,214 5 9	1,502,435 14 3	.....	67,480 13 6

CLOSER

PARTICULARS OF MINISTERIAL CERTIFICATES

STATEMENT showing Estates acquired under Closer Settlement Acts, the cost of which has been arranged or by payment in Closer Settlement Debentures under Section 5 (3*a*) of the Closer Settlement (Amendment)

Estate.	Compensation Money.				
	Amount.	Terms of Settlement.			
		Ministerial Certificates.	Closer Settlement Debentures.	Cash.	Total.
	£ s. d.	£	£	£ s. d.	£ s. d.
Brought forward ..... £	1,554,135 15 1	12,000	1,494,650	47,485 15 1	1,554,135 15 1
Prairie Park	8,778 16 7	.....	7,100	1,678 16 7	8,778 16 7
Wallaroobie East (2)	14,528 17 0	... .	7,500	7,028 17 0	14,528 17 0
Fordwich	26,129 15 4	.....	26,000	129 15 4	26,129 15 4
Wargin	10,098 2 6	.....	4,600	5,498 2 6	10,098 2 6
Pineleigh	15,077 0 8	.....	12,400	2,677 0 8	15,077 0 8
Dartbrook	37,851 6 9	.. ..	37,800	51 6 9	37,851 6 9
Glenlea	12,418 15 0	.....	5,400	7,018 15 0	12,418 15 0
Bynya (No. 3)	10,536 18 2	.....	10,400	136 18 2	10,536 18 2
Airlie (No. 2)	15,316 6 3	.....	14,300	1,016 6 3	15,316 6 3
Dyraaba	161,325 12 4	.....	159,300	2,025 12 4	161,325 12 4
Gambarra	44,523 6 3	.....	8,800	35,723 6 3	44,523 6 3
April Hills	†12,581 18 8	.....	10,400	†2,181 18 8	†12,581 18 8
Clifton	‡7,623 15 0	.....	5,500	‡2,123 15 0	‡7,623 15 0
Pulletop	54,074 5 0	.....	54,000	74 5 0	54,074 5 0
Hopkins' Improvement Lease No. 811, Carcoar	14,000 0 0	.....	14,000	.....	14,000 0 0
South Yalgogrin	43,612 5 3	.....	8,000	35,612 5 3	43,612 5 3
Fortuna	8,490 2 6	.....	5,200	3,290 2 6	8,490 2 6
Falvey's	4,037 4 2	....	4,000	37 4 2	4,037 4 2
Wyalong	18,045 11 1	.....	13,700	4,345 11 1	18,045 11 1
Cheriton's	10,504 15 0	.....	3,400	7,104 15 0	10,504 15 0
Bicket's	8,295 10 0	.....	8,200	95 10 0	8,295 10 0
Various Estates—Under Section 17 of the Closer Settlement (Amendment) Act No. 48, 1918.	*2,563,450 0 0	....	*2,563,450	....	°2,563,450 0 0
Totals ..... £	4,655,435 18 7	12,000	4,478,100 0 0	165,335 18 7	4,655,435 18 7

(*a*) Repayable in 35 years from 1st January, 1915, by seven equal quinquennial instalments.
(*b*) ,, ,, 1st July, 1915, ,, ,,
(*c*) Ministerial Certificate, issued for £18,022 3s. 9d., subsequently exchanged for Debentures, £18,000, and Cash, £22 3s. 9d., under Section 5 (2) of Act No. 53, 1916.
(*d*) Redeemable at Government option in whole or in part on or after 13th September, 1927, on six months' notice by Minister for Lands.
(*e*) ,, ,, ,, ,, 17th September, 1927, ,, ,, ,,
(*f*) ,, ,, ,, ,, 31st October, 1927, ,, ,, ,,
(*g*) ,, ,, ,, ,, 14th December, 1927, ,, ,, ,,
* Issued to the Government Savings Bank in payment of moneys owing under the Closer Settlement Promotion Act, 1910.
† Of this amount. £359 3s. 8d. is to be paid by certain of the applicants for Farms direct to the Vendor, leaving the sum payable by the Government at £12,222 15s 0d., made up of—Cash, £1,822 15 0
Bonds, 10,400 0 0
£12,222 15 0
‡ Of this amount, £2 10s. 0d. is to be paid by certain of the applicants for Farms direct to the Vendor, leaving the sum payable by the Government at £7,621 5s. 0d., made up of—Cash, £2,121 5 0
Bonds, 5,500 0 0
£7,621 5 0

The Treasury, New South Wales
Sydney, 11th August, 1922.

SETTLEMENT.

AND CLOSER SETTLEMENT DEBENTURES.

by issue of Ministerial Certificates under Section 3 of the Closer Settlement (Amendment) Act No. 7, 1914, Act No. 53, 1916, and Section 17 of the Closer Settlement (Amendment) Act No. 48, 1918—*continued.*

Particulars of Ministerial Certificates and Closer Settlement Debentures.						
Face Value.	Currency.	Date of Maturity.	Paid off.	Outstanding as at 30th June, 1922.	Rate of Interest per annum.	Annual Interest Payable.
£			£ s. d.	£		£ s. d.
1,506,650	.....	.....	4,214 5 9	1,502,435 14 3	.....	67,480 13 6
7,100	5 years	29 August, 1924	.....	600	4½ per cent.	27 0 0
	10 ,, ...	29 August, 1929	.....	3,000		135 0 0
	15 ,, ...	29 August, 1934 }	.....	700		31 10 0
	20 ,, ...	29 August, 1939 }	.....	700		31 10 0
	25 ,, ...	29 August, 1944 } (*p*)	.....	700		31 10 0
	30 ,, ...	29 August, 1949 }	.....	700		31 10 0
	35 ,, ...	29 August, 1954 }	.....	700		31 10 0
7,500	10 ,, ...	10 September, 1929	.....	7,500	4½ ,,	337 10 0
26,000	10 ,, ...	6 April, 1929	.....	26,000	4½ ,,	1,170 0 0
4,600	10 ,, ...	12 December, 1929	.....	4,600	4½ ,,	207 0 0
12,400	5 ,, ...	11 March, 1925	.. ..	2,000	4½ ,,	90 0 0
	10 ,, ...	11 March, 1930	.....	2,000		90 0 0
	15 ,, ...	11 March, 1935 }	.....	2,000		90 0 0
	20 ,, ...	11 March, 1940 }	.. ..	1,500		67 10 0
	20 ,, ...	11 March, 1940 }	.....	200		9 0 0
	25 ,, ...	11 March, 1945 } (*q*)	.....	200		9 0 0
	25 ,, ...	11 March, 1945 }	.....	1,500		67 10 0
	30 ,, ...	11 March, 1950 }	.....	1,500		67 10 0
	35 ,, ...	11 March, 1955 }	.....	1,500		67 10 0
37,800	10 ,, ...	22 October, 1929	.....	37,800	4½ ,,	1,701 0 0
5,400	10 ,, ...	24 September, 1929	.....	5,400	4½ ,,	243 0 0
10,400	10 ,, ...	14 April, 1930	....	10,400	4½ ,,	468 0 0
14,300	10 ,, ...	22 April, 1930	....	14,300	4½ ,,	643 10 0
159,300	10 ,, ...	25 June, 1930	.....	159,300	4½ ,,	7,168 10 0
8,800	10 ,, ...	16 August, 1930	.....	8,800	4½ ,,	396 0 0
10,400	10 ,, ...	30 August, 1930	....	10,400	4½ ,,	468 0 0
5,500	10 ,, ...	30 August, 1930	.. ..	5,500	4½ ,,	247 10 0
54,000	10 ,, ...	21 September, 1930	.....	54,000	4½ ,,	2,430 0 0
14,000	10 ,, ...	4 January, 1931	.....	14,000	5 ,,	700 0 0
8,000	10 ,, ...	22 March, 1931	.....	4,000	4½ ,,	180 0 0
	20 ,, ...	22 March, 1941	.....	4,000	4½ ,,	180 0 0
5,200	10 ,, ...	22 April, 1931	.....	5,200	4½ ,,	234 0 0
4,000	10 ,, ...	20 May, 1931	.....	4,000	5 ,,	200 0 0
13,700	10 ,, ...	21 May, 1931	.....	13,700	4½ ,,	616 10 0
3,400	10 ,, ...	1 March, 1931	.....	3,400	4½ ,,	153 0 0
8,200	10 ,, ...	16 March, 1931	.....	8,200	5 ,,	410 0 0
54,350	7 months	1 February, 1920	54,350	.....	4 ,,	....
11,500	1 year	1 July, 1920	11,500	.....	4 ,,	.....
167,000	1 year 7 m'ths.	1 February, 1921	167,000	.....	4 ,,	.....
131,100	2 years ,,	1 February, 1922	131,100	.....	4 ,,	.....
146,800	3 ,, ,,	1 February, 1923	.....	146,800	4 ,,	5,872 0 0
562,550	4 ,, ...	1 July, 1923	.....	562,550	5 ,,	28,127 10 0
105,800	4 years 7 m'ths.	1 February, 1924	.....	105,800	4 ,,	4,232 0 0
50,000	5 ,, ,,	1 February, 1925	.....	50,000	4 ,,	2,000 0 0
230,000	6 ,, ,,	1 February, 1926	....	230,000	4 ,,	9,200 0 0
17,000	7 ,, ,,	1 February, 1927	.....	17,000	4 ,,	680 0 0
73,000	7 ,, ,,	1 February, 1927	.....	73,000	4½ ,,	3,285 0 0
99,800	8 ,, ,,	1 February, 1928	.....	99,800	4½ ,,	4,491 0 0
35,100	9 ,, ,,	1 February, 1929	.....	35,100	4½ ,,	1,579 10 0
32,700	9 ,, ,,	1 February, 1929	.....	32,700	5 ,,	1,635 0 0
131,500	10 ,, ,,	1 February, 1930	.....	131,500	5 ,,	6,575 0 0
99,300	11 ,, ,,	1 February, 1931	.....	99,300	5 ,,	4,965 0 0
81,200	12 ,, ,,	1 February, 1932	.....	81,200	5 ,,	4,060 0 0
54,300	13 ,, ,,	1 February, 1933	.....	54,300	5 ,,	2,715 0 0
51,100	13 ,, ,,	1 February, 1933	.....	51,100	3¾ ,,	1,916 5 0
53,350	14 ,, ,,	1 February, 1934	....	53,350	3¾ ,,	2,000 12 6
18,450	14 ,, ,,	1 February, 1934	.....	18,450	5 ,,	922 10 0
41,800	15 ,, ,,	1 February, 1935	... .	41,800	3¾ ,,	1,567 10 0
50,350	15 ,, ,,	1 February, 1935	.....	50,350	5 ,,	2,517 10 0
92,150	16 ,, ,,	1 February, 1936	.....	92,150	3¾ ,,	3,455 12 6
95,400	17 ,, ,,	1 February, 1937	....	95,400	3¾ ,,	3,577 10 0
77,850	18 ,, ,,	1 February, 1938	.....	77,850	3¾ ,,	2,919 7 6
4,490,100	.....	.....	368,164 5 9	4,121,935 14 3	....	184,805 11 0

(*h*) Redeemable at Government option in whole or in part on or after 27th March, 1928, on six months' notice by Minister for Lands.
(*i*) ,, ,, ,, ,, 2nd April, 1928, ,, ,, ,,
(*j*) ,, ,, ,, ,, 30th October, 1928, ,, ,, ,,
(*k*) ,, ,, ,, ,, 28th June, 1928, ,, ,, ,,
(*l*) ,, ,, ,, ,, 20th August, 1928, ,, ,, ,,
(*m*) ,, ,, ,, ,, 24th February, 1929, ,, ,, ,,
(*n*) ,, ,, ,, ,, 1st March, 1929, ,, ,, ,,
(*o*) ,, ,, ,, ,, 14th August, 1929, ,, ,, ,,
(*p*) ,, ,, ,, ,, 29th August, 1929. ,, ,, ,,
(*q*) ,, ,, ,, ,, 11th March 1930. ,, ,, ,,

A. LYNCH,
Comptroller of Accounts.

66379—G

No. 5.

THE PUBLIC WORKS ACCOUNT.

ACCOUNT CURRENT

OF

RECEIPTS AND EXPENDITURE

IN THE

YEAR ENDED 30TH JUNE, 1922.

No. 5.

PUBLIC WORKS ACCOUNT.

Dr. ACCOUNT CURRENT of RECEIPTS and EXPENDITURE in the Year ended 30th June, 1922. Cr.

PARTICULARS OF RECEIPTS.	Amount.	Total.
To Repayments to Credit of undermentioned Votes, previous years :—	£ s. d.	£ s. d.
Colonial Secretary—		
Fisheries Branch—		
Fish Hatcheries, Sheds—Erection, Renewals, &c., and Launches and Boats ...	0 16 8	
Miscellaneous—		
Purchase of "Cranbrook"—Residence for State Governor	4,489 3 0	
		4,489 19 8
Minister for Public Health and Motherhood—		
Hospitals—		
Metropolitan, Suburban, and Country Hospitals—Grants under the provisions of Public Works and Closer Settlement Funds Act, 1906	1,250 0 0	
Coast Hospital—Preparing Site for Erection of Pavilions and other Buildings, and Formation of Roads	4 10 0	
		1,254 10 0
Treasurer and Secretary for Finance and Trade—		
Government Printer—		
Plant and Equipment for Manufacture of Paper	.....	0 8 10
Resumed Properties—		
Renewal of Properties in Observatory Hill Resumed Area, &c.	.....	9 0 0
Sydney Harbour Trust—		
Renewals and Replacement of Wharfs, Jetties, and Plant, and Buildings under Reconstruction Scheme	... .	16 17 3
Carried forward ... ... £	.....	5,770 15 9

PARTICULARS OF EXPENDITURE.	Amount.	Total.
By Payments on account of the undermentioned Services, viz. :—	£ s. d.	£ s. d.
Colonial Secretary—		
Fisheries Branch—		
Fish Hatcheries, Sheds—Erection, Renewals, &c., and Launches and Boats...	.....	262 10 1
Minister for Public Health and Motherhood—		
Hospitals—		
Metropolitan, Suburban, and Country Hospitals—Grants under the provisions of Public Works and Closer Settlement Funds Act, 1906	61,932 4 6	
Venereal Clinics	4,989 13 6	
Infants' Welfare Centre, Woolloomooloo—Erection of Buildings, &c. ...	6,867 12 10	
Mothers and Babies Welfare Centre, Riley-street, Surry Hills—Remodelling of Buildings	6,501 10 4	
Baby Clinics, Broken Hill—Erection of Buildings	533 1 1	
		80,824 2 3
Treasurer and Secretary for Finance and Trade—		
Government Printer—		
Purchase of Extra Machinery and Renewal of Plant	2,677 14 9	
Plant and Equipment for Manufacture of Paper	463 8 3	
		3,141 3 0
Explosives—		
New Land Magazine at Newcastle—Improvement, &c.—further sum ...	161 10 8	
New Steam Tug for service of the Public Magazine at Newcastle	317 19 9	
Minor Works—Existing Storage Accommodation at Public Magazines at Sydney, Improvements and Renewals	92 0 7	
		571 11 0
Resumed Properties—		
Renewal of Properties in Observatory Hill Resumed Area, &c.	1,979 12 0	
To provide for Purchase of Stores and Materials, the cost of which cannot properly be charged to appropriations of Parliament until actually issued for use—the amount to be carried to Special Deposits Account—(Resumed Properties—Stores Advance Account)	2,000 0 0	
		3,979 12 0
Sydney Harbour Trust—		
Renewals and Replacement of Wharfs, Jetties, and Plant, and Buildings under Reconstruction Scheme	... .	25,079 4 0
Miscellaneous—		
Recoup of Payments charged to Public Works Account Expenditure Suspense Account, 1920–21—		
Minister for Public Health and Motherhood—		
Purchase, Equipment, &c., of "Montrose," Burwood, for a Maternity Hospital	83 2 9	
Purchase of "Fernleigh," Ashfield, for use as a Maternity Rest Home	618 17 1	
Infants' Welfare Centre, Woolloomooloo	6,640 0 0	
Treasurer and Secretary for Finance and Trade—		
Explosives Department—		
Equipment for Testing Explosives	148 2 9	
New Public Magazine at Newcastle—Additional Requirements ...	405 9 4	
Railways and Tramways—		
Railways and Tramways	3,474 3 3	
Minister for Public Works—		
Maroubra Bay Works—Levelling Land, &c.	18,946 19 2	
Department of Agriculture—		
Hawkesbury Agricultural College—		
Installation of New Boilers	13 6 6	
Minister for Local Government—		
Works undertaken for Shires and Municipalities under Contract for repayment—Parramatta road	11,158 0 3	
		41,488 1 1
Carried forward ... ... £	.....	155,346 3 5

PUBLIC WORKS ACCOUNT.

Dr. ACCOUNT CURRENT of RECEIPTS and EXPENDITURE in the Year ended 30th June, 1922—*continued.* Cr.

PARTICULARS OF RECEIPTS.	Amount.	Total.
	£ s. d.	£ s. d.
To Repayments to Credit of undermentioned Votes, previous years:—		
Brought forward ... ... £	.....	5,770 15 9
Railways and Tramways—		
Railways and Tramways	.....	173 4 2
Secretary for Lands—		
Miscellaneous—		
Towards the Purchase, Acquisition, or Resumption of Sites for Public Parks, Resumption of Foreshores, and for other Public Purposes, and expenses in connection therewith	.....	571 3 10
Returned Soldiers' Settlements—		
Forest Vale Share-farming Area—For preparation of Farms on Area ...	.....	71 11 2
Minister for Forests—		
Forestry Commission—		
Industrial Undertaking—		
Purchase of Machinery, erection of Buildings, Log Trucks, State Sawmills, Craven and Gloucester, Industrial Undertakings, and expenses in connection therewith, including Land Resumptions...	23 2 7	
Miscellaneous Services—		
To provide for Employment of Returned Soldiers on Forestry Work, including accommodation and equipment—further sum	1,181 14 3	
		1,204 16 10
Secretary for Mines—		
State Collieries—Establishment	.....	1,242 12 8
Minister for Public Works—		
For Construction of Works generally—Works, Buildings, and Services —		
Water Supplies	.....	180 10 5
Works and Services—		
Maroubra—Road Construction and Improvement Works	48 0 0	
Bridges (as per Schedule, *see page* 84)	780 5 3	
Punts, Ferries, and Launches	633 3 6	
Matraville Roads and other works	107 8 6	
Public Buildings (as per Schedule, *see page* 86)	264 2 9	
Public Watering Places and Drainage	119 12 4	
Water Supplies and Sewerage	166 4 4	
Public Watering Places, Artesian Bores, Water Conservation, Inland Rivers, and Drainage...	40 0 0	
Grant under Section 5 of Public Works Fund Act to Shires and Municipalities	300 0 0	
		2,458 16 8
Expenditure on Main Roads of the State under a Board constituted for the purpose	.....	126 2 5
Metropolitan Board of Water Supply and Sewerage—		
Renewals of Water Mains, Sewers, Plant, Buildings, &c., and for Renewal Works generally; also recoup to Loan Votes for Machinery or Plant worn out or dismantled	.....	149 19 0
Carried forward ... ... £	.....	11,949 12 11

PARTICULARS OF EXPENDITURE.	Amount.	Total.
	£ s. d.	£ s. d.
By Payments on account of the undermentioned Services, viz.:—		
Brought forward ... ... £	.....	155,346 3 5
Railways and Tramways—		
Railways and Tramways	.....	12,951 16 1
Secretary for Lands—		
Miscellaneous—		
Towards the purchase, acquisition, or resumption of Sites for Public Parks, resumption of Foreshores, and for other Public Purposes, and expenses in connection therewith	12,166 9 8	
Compensation in connection with the resumption of Land for Roads, under the Public Roads Act, 1902	91 11 2	
Terragong Swamp—Renewal of Drains	150 0 0	
For construction of Roads, Water Conservation, and otherwise improving Lands for Settlement	429 14 8	
Erection of Dividing Fence between King George Park and Callan Park Mental Hospital Grounds	270 0 0	
Nielsen and Vaucluse Parks—Improvements—further sum	4,000 0 0	
Taronga Park—For Improvements and Formation of Roads	3,000 0 0	
Gladesville Recreation Grounds—Erection of Fence to Divide Reserve from Hospital Grounds	110 0 0	
		20,217 15 6
Returned Soldiers' Settlements—		
Forest Vale Share-farming Area—For preparation of Farms on the Area ...	.....	2,154 0 11
Minister for Forests—		
Forestry Commission—		
Industrial Undertaking—		
Purchase of Machinery, erection of Buildings, Log Trucks, State Sawmills, Craven and Gloucester, Industrial Undertakings, and expenses in connection therewith, including Land Resumptions	31 11 8	
Miscellaneous Services—		
To provide for Employment of Returned Soldiers on Forestry Work, including accommodation and equipment—further sum	4,188 8 3	
To meet Expenditure in connection with Afforestation, Re-afforestation, and Works incidental thereto	14,998 4 0	
To recoup Prisons Department for supervision of Prison Camp, Tuncurry, in connection with Afforestation	137 3 5	
		19,355 7 4
Minister for Public Works—		
Works and Services—		
Roads (as per Schedule, *see page* 83)	1,082 6 0	
Maroubra—Road Construction and Improvement Works	12,562 17 7	
Bridges (as per Schedule, *see page* 85)	21,822 18 2	
Punts, Ferries, and Launches	3,556 4 10	
Matraville Roads and other Works	296 9 6	
Public Buildings (as per Schedule, *see page* 87)	41,451 7 3	
Public Watering Places and Drainage	5,403 0 6	
Harbours and Rivers—Dredge Service in connection with Permanent Improvements of Harbours and Rivers (as per Schedule, *see page* 89) ...	9,020 1 6	
Parliamentary Buildings—Additions, Alterations, &c...	9,200 0 0	
Water Supplies and Sewerage	988 16 1	
		135,384 1 5
Expenditure on Main Roads of the State under a Board constituted for the purpose	.....	552 14 4
Recoup to Loan Vote—Works, Buildings, and Services in terms of appropriation under Loan Act No. 57, 1912	.....	6,345 0 0
Metropolitan Board of Water Supply and Sewerage—		
Renewals of Water Mains, Sewers, Plant, Buildings, &c., and for Renewal Works generally; also recoup to Loan Votes for Machinery or Plant worn out or dismantled	.....	13,368 7 8
Hunter District Water Supply and Sewerage Board—		
Renewal of Water Mains and Sewers	.....	355 1 8
Carried forward ... ... £	.....	366,030 8 4

D-. ACCOUNT CURRENT of RECEIPTS and

PARTICULARS OF RECEIPTS.	Amount.	Total.
	£ s. d.	£ s. d.
To Repayments to Credit of undermentioned Votes, previous years:—		
Brought forward ... ... £	.....	11,949 12 11
Public Instruction—		
Miscellaneous—		
School Buildings, Teachers' Residences, Sites, Trade Schools, Technical Education, Teachers' Training College, and other Buildings, Erections, Additions, Improvements, Equipment, Renewals, and Materials, and to meet half-cost of erection of Pavilion at Royal Alexandra Hospital for treatment of School Children	.....	628 16 0
Department of Agriculture—		
Hawkesbury Agricultural College—		
Re-wiring Electrical Installation—further sum	.....	0 1 8
Water Conservation and Irrigation Commission—		
Wentworth Irrigation Area—Supplying and Erecting a Duplicate Suction Gas Plant, Centrifugal Pump, and Addition to the Pump-house	.....	60 0 0
Minister for Local Government—		
Miscellaneous—		
Grants to Shires and Municipalities—		
To Assist Shires and Municipalities	350 0 0	
Works undertaken for Shires and Municipalities under contract for repayment ...	1,037 18 8	
Works undertaken for Shires and Municipalities under contract for repayment—		
Parramatta-road	1,233 1 11	
Provision of Punt over Cook's River, Approaches, &c., Grants to Councils for Improvements to Lord's-road, and for Construction of New Main Road to connect Botany-road (Botany) with Bay-road (Rockdale)—further sum ...	823 15 3	
Bunnerong-road—Reconstruction between Gardiner's-road and Anzac-parade ...	333 6 8	
Improvement of Great Southern-road between Liverpool and Campbelltown ...	1,352 16 0	
		5,130 18 6
Total Repayments to Credit of Votes (*Previous Years*) ...	..... £	17,769 9 1
To Receipts:—		
Transfer from Consolidated Revenue Fund, being two-thirds net proceeds of Sale of Crown Lands, exclusive of interest, less 20 per cent., under section 4, Act No. 9, 1906	406,708 4 1	
Transfer from Consolidated Revenue Fund—Amount in aid	200,000 0 0	
Proceeds of Sale of Land, under section 4 of Public Instruction Act of 1880 ...	983 0 10	
		607,696 4 11
Total ... ... £		625,465 14 0
To Balance on 30th June, 1921, brought forward ... ... £		284,081 13 1
Total ... ... £		909,547 7 1

The Treasury New South Wales,
Sydney, 11th August, 1922.

A. Lynch,
Comptroller of Accounts.

ACCOUNT.

EXPENDITURE in the Year ended 30th June, 1922—*continued.* Cr.

PARTICULARS OF EXPENDITURE.	Amount.	Total.
	£ s. d.	£ s. d.
By Payments on account of the undermentioned Services, viz.:—		
Brought forward ... ... £	.....	366,030 8 4
Public Instruction—		
Miscellaneous—		
School Buildings, Teachers' Residences, Sites, Trade Schools, Technical Education, Teachers' Training College, and other Buildings, Erections, Additions, Improvements, Equipment, Renewals, and Materials, and to meet half cost of erection of Pavilion at Royal Alexandria Hospital for treatment of School Children	.....	238,297 3 3
Recoup to Loan Vote—School Buildings, Teachers' Residences, and other Buildings, &c., in terms of appropriation under Loan Act No. 57, 1912	.....	25,000 0 0
Department of Agriculture—		
Hawkesbury Agricultural College—		
Electrical Power Station—Extension—further sum	200 8 10	
Re-wiring Electrical Installation—further sum...	502 3 2	
		702 12 0
Water Conservation and Irrigation Commission—		
Wentworth Irrigation Area—Concrete lining of portion of Channels, and completing levees for the protection of the Area from floods	.....	2,115 5 0
Minister for Local Government—		
Miscellaneous—		
Grants to Shires and Municipalities—		
To assist Shires and Municipalities	7,646 3 1	
Works undertaken for Shires and Municipalities under contract for repayment ...	4,502 0 0	
Grants to Councils for reconstruction of Parramatta-road, Ashfield to Parramatta	6,871 14 11	
Works undertaken for Shires and Municipalities under contract for repayment—		
Parramatta-road	916 16 6	
Provision of Punt over Cook's River approaches, &c.; Grants to Councils for Improvements to Lord's-road, and for Construction of new Main Road to connect Botany-road (Botany) with Bay-road (Rockdale)—further sum	704 18 4	
Bunnerong-road—Reconstruction between Gardiner's-road and Anzac-parade ...	2,740 0 0	
Improvement of Great Southern-road between Liverpool and Campbelltown ...	883 6 0	
		24,264 18 10
Total Payments on account of Services ... ... £		656,410 7 5
By Balance on 30th June, 1922, carried forward ... ... £		* 253,136 19 8
Total ... ... £		909,547 7 1

* See page 194.

ARTHUR A. C. COCKS,
Treasurer.

I hereby certify that the above account represents the actual receipts and expenditure of the Treasurer on account of the Public Works Account during the year ended 30th June, 1922, and is in accordance with the requirement of the Audit Act, 1902, section 58

Given under my hand, this 21st day of September, 1922.

F. A. COGHLAN,
Auditor-General.

Public Works Account.

ROADS—SCHEDULE.

DETAIL Statement of Repayments on account of previous years (supplied by Department of Public Works) during the year ended 30th June, 1922.

HEAD OF SERVICE.	AMOUNT.
	£ s. d.
	Nil.
£	.....

Public Works Account.

ROADS—SCHEDULE.

DETAIL Statement of Expenditure (supplied by the Department of Public Works) during the Year ended 30th June, 1922.

HEAD OF SERVICE.	EXPENDITURE.		
	£	s.	d.
Edith, via Jenolan Caves, to Hampton	300	18	7
Opening Roads to newly-constructed Railways and Tramways	11	19	0
Jindabyne to Mount Kosciusko	769	8	5
TOTAL ... ... £	*1082	6	0

* See page 79.

Public Works Account.

BRIDGES—SCHEDULE.

DETAIL Statement of Repayments on account of previous years (supplied by the Department of Public Works) during the year ended 30th June, 1922.

HEAD OF SERVICE.	AMOUNT.
	£ s. d.
Brogo River near Brogo	87 0 10
Towamba River at New Buildings	274 19 7
Towamba River—Towamba	418 4 10
TOTAL ... ... £	*780 5 3

* See page 73.

Public Works Account.

BRIDGES—SCHEDULE.

DETAIL Statement of Expenditure (supplied by the Department of Public Works) during the year ended 30th June, 1922.

HEAD OF SERVICE.	EXPENDITURE. £ s. d.
Hunter River, at Denman—towards	5 2 1
Minindie Creek	147 6 1
Bogan River, at Gongolgon	88 4 6
Namoi River, at Tarriaro—towards	22 18 7
Thorne's Bridge, Mulwaree Ponds—towards	50 0 0
Brogo River, near Brogo—towards	543 5 6
Willandra Creek, at Roto	730 2 7
Culgoa River, at Brenda	2,676 5 1
Cuffe's Creek, Road Bourke to Barringun	1,641 1 5
Lachlan River, at Murrin	36 0 6
Hawkesbury River, at Windsor	12,188 1 8
Kiah River Bridge	0 16 0
Guntawang Bridge	52 0 10
Towamba River, at New Buildings	1,539 7 11
Towamba River, at Towamba	73 7 4
Wybong Creek, at Upper Wybong	87 2 9
Pamamaroo Creek	15 11 4
Six Mile Creek	123 14 8
Hunter River, at Ash Island	1,131 1 1
Dumaresq River, at Texas	382 2 10
Tweed River, at McKenzie's Crossing	257 16 1
Barham—Koondrook	31 9 4
TOTAL £	* 21,822 18 2

* See page 79.

Public Works Account.

PUBLIC BUILDINGS—SCHEDULE.

DETAIL Statement of Repayments on account of previous years (supplied by the Department of Public Works) during the year ended 30th June, 1922.

HEAD OF SERVICE.	AMOUNT.
	£ s d.
Hospitals—Coast	194 17 9
Mental Hospitals	66 9 6
Jenolan Caves—Flood damages	2 15 6
TOTAL ... ... £	*264 2 9

* See page 78.

Public Works Account.

PUBLIC BUILDINGS—SCHEDULE.

DETAIL Statement of Expenditure (supplied by the Department of Public Works) during the year ended 30th June, 1922.

HEAD OF SERVICE.			AMOUNT.		
			£	s.	d.
Waterfall Hospital			259	4	0
Mental Hospitals			8,934	11	3
Government Asylums			12,272	12	7
Police Buildings			11,004	12	2
Court Houses			1,388	9	8
Hospitals			5,115	15	0
Gaols and Penitentiary			567	13	6
Lands Offices—Albury			131	10	0
Vice-Regal Houses			148	16	1
Stamp Duties Office			773	17	4
Public Buildings generally—	£	s. d.			
Government Printing Office	140	10 6			
Broughton Hall	50	0 0			
Chief Secretary	240	5 10			
Public Works Department	213	12 8			
Parliamentary Buildings	204	16 2			
Shaftesbury Institution	5	0 6			
			854	5	8
TOTAL ... ... £			*41,451	7	3

* See page 79.

Public Works Account.

HARBOURS AND RIVERS AND DREDGE SERVICE.—SCHEDULE.

DETAIL Statement of Repayments on account of previous years (supplied by Department of Public Works) during the year ended 30th June, 1922.

HEAD OF SERVICE	AMOUNT.
	£ s. d.
	Nil.
TOTAL	£ ...

Public Works Account.

HARBOURS AND RIVERS AND DREDGE SERVICE—SCHEDULE.

DETAIL Statement of Expenditure (supplied by the Department of Public Works) during the year ended 30th June, 1922.

HEAD OF SERVICE.	EXPENDITURE. £ s. d.
Works generally	6 3 6
Planting of Marram Grass and Sand Drift Prevention Fences	342 7 10
New Passenger Steamer between Walsh Island and Newcastle, and conversion of Punt No. 67 for Ferry purposes, Port Waratah to Dockyard	5,000 0 0
Stockton Wharf	9 0 0
Byron Bay Jetty, Lighting	58 14 11
Newcastle Southern Breakwater Repairs	3,603 15 3
TOTAL ... ... £	* 9,020 1 6

See page 79.

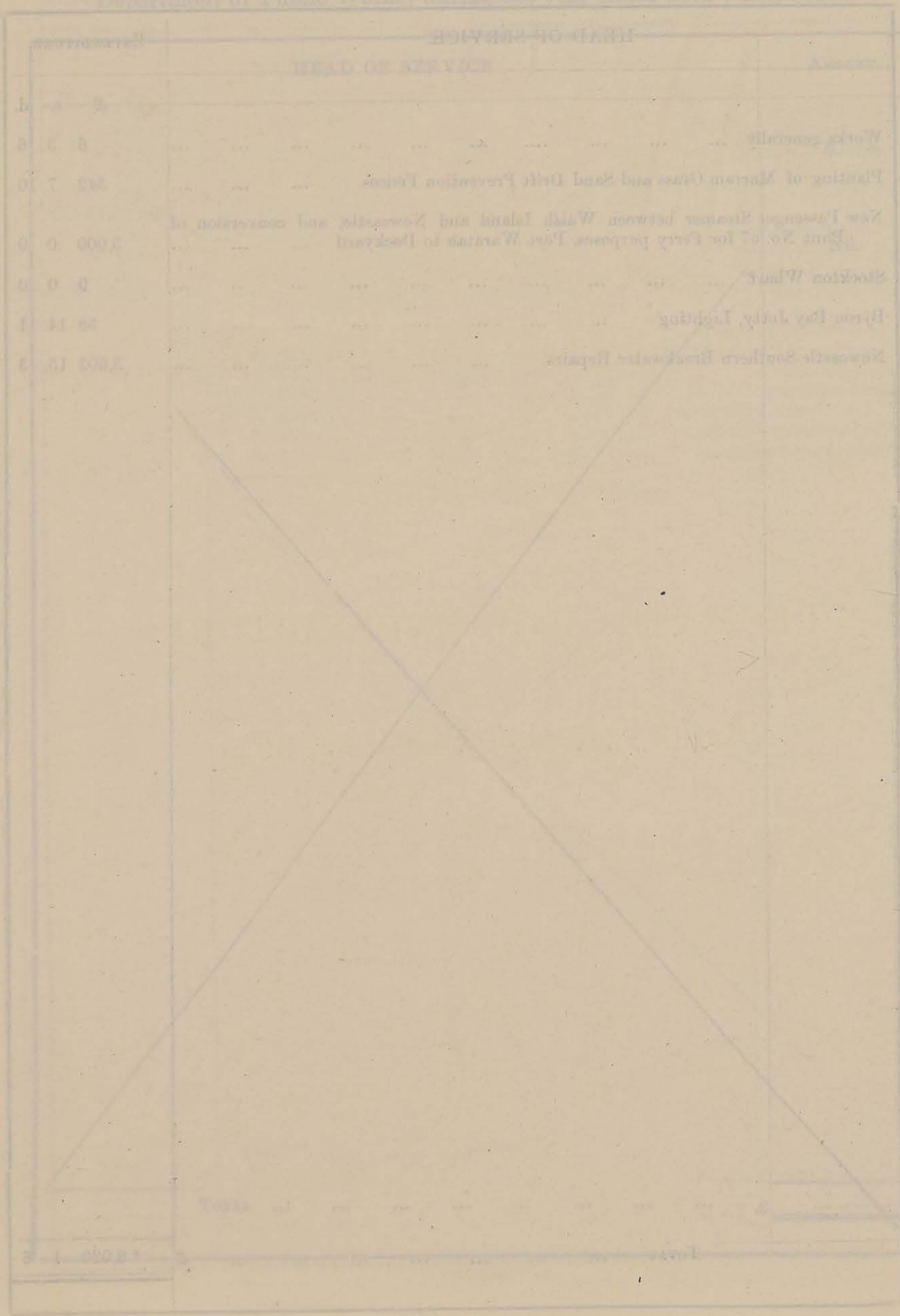

No. 6.

THE GENERAL LOAN ACCOUNT.

ACCOUNT CURRENT

OF

RECEIPTS AND EXPENDITURE

IN THE YEAR ENDED 30TH JUNE, 1922.

No.

THE GENERAL

Dr. ACCOUNT CURRENT of RECEIPTS and

PARTICULARS OF RECEIPTS.	Amount.	Total.
	£ s. d.	£ s. d.
To Repayments to Credit of the undermentioned Votes, previous years, viz. :—		
Act No. 36, 1905.		
Lands—		
Loans to Pastures Protection Boards under Act 111, 1902, for the purchase of Wire-netting or other Material and Plant for the Destruction of Rabbits	.....	7,171 2 6
Act No. 19, 1907.		
Lands—		
For the Purchase of Wire-netting or other Material and Plant for the Destruction of Rabbits, under section 30 of Act 111 of 1902—Further sum	.....	3,319 6 5
Act No. 44, 1912.		
Water Act Works	.....	184 11 0
Act No. 31, 1914.		
Miscellaneous—		
State Power Supply, Survey, Lands, &c.—towards	.....	937 19 1
Hunter District Board of Water Supply and Sewerage—		
Amplification—towards	.....	2 3 5
Act No. 56, 1915		
Water Supplies—		
Hunter District Water Supply—Amplification	.....	30 0 0
Act No. 73, 1916.		
Railway Construction—		
Dunedoo to Coonabarabran—further sum	140 6 3	
Barellan to Mirrool—further sum	88 16 6	229 2 9
Carried forward ... ... £	.....	11,874 5 2

6.

LOAN ACCOUNT.

EXPENDITURE in the Year ended 30th June, 1922. Cr.

PARTICULARS OF EXPENDITURE.	Amount.	Total.
	£ s. d	£ s. d.
By Payments on account of the undermentioned Services, viz. :—		
Act No. 14, 1903.		
Miscellaneous—		
For the purpose of the Darling Harbour Wharves Resumption Act, 1900—further sum	.....	94 3 3
Act No. 36, 1905.		
Lands—		
Loan to Pastures Protection Boards under Act 111, 1902, for the purchase of Wire-netting or other material and plant for the destruction of rabbits	.....	0 2 9
Act No. 19, 1907.		
Lands—		
For the Purchase of Wire-netting or other material and plant for the destruction of rabbits, under section 30 of Act 111 of 1902—further sum	.....	5 6 4
Act No. 44, 1912.		
Water Act Works	.....	170 3 3
Act No. 57, 1912.		
Harbours and Rivers (*per schedule, see page* 133)	.....	0 9 1
Act No. 31, 1914.		
Water Conservation and Irrigation Commission—		
Lands Resumption and Compensation—Burrinjuck Storage Reservoir and Murrumbidgee Irrigation Areas	.....	9,996 2 9
Miscellaneous—		
State Power Supply, Survey, Lands, &c.—towards	.....	1,368 0 6
Hunter District Board of Water Supply and Sewerage—		
Amplification—towards	.....	155 13 7
Agriculture—		
For the promotion of Agriculture, Agricultural Colleges, and Experiment and Demonstration Farms	.....	209 15 8
Act No. 56, 1915.		
Metropolitan Railway Construction—		
Eastern Suburbs Electric Railway—further sum	613 12 3	
Western Suburbs Electric Railway—further sum	25 1 0	638 13 3
Water Supplies—		
Hunter District Water Supply—Amplification	.....	30 0 0
Bridges—		
Sydney Harbour Bridge	.....	2,532 19 1
Agriculture—		
For the promotion of Agriculture, Agricultural Colleges, and Experiment and Demonstration Farms	.....	5 19 5
Water Conservation and Irrigation Commission—		
For the construction of Burrinjuck Dam, Murrumbidgee Canals, Purchase of Stock, Assisting Settlers, Payment of Tenant-rights, &c...	.....	71 12 0
Act No. 73, 1916.		
Tramways—		
Towards additional Rolling-stock to meet extension of traffic and equipment of New Lines	.....	1,702 8 0
Railway Construction—		
Dunedoo to Coonabarabran—further sum	1,341 11 3	
Tullamore to Tottenham—further sum	2 14 9	
Sydenham to Botany—further sum	7 8 6	
Barellan to Mirrool—further sum	27 17 9	1,379 12 3
Carried forward ... ... £	.....	18,361 1 2

Dr. GENERAL LOAN ACCOUNT CURRENT of RECEIPTS and

PARTICULARS OF RECEIPTS.	Amount.	Total.
	£ s. d.	£ s. d.
To Repayments to Credit of the undermentioned Votes, previous years—*continued.*		
Brought forward ... ... £	.....	11,874 5 2
Act No. 73, 1916—*continued.*		
Metropolitan Railway Construction—		
City and Suburban Electric Railways—further sum	114,362 11 7	
City and Suburban Railways—Land Resumptions and Costs...	5,285 5 0	
		119,647 16 7
Water Conservation and Irrigation Commission—		
For the construction of Burrinjuck Dam, Murrumbidgee Canals, Purchase of Stock, Assisting Settlers, Payment of Tenant-rights, &c.	.....	0 10 0
Act No. 7, 1917.		
Railway Construction—		
Wyalong to Cudgellico—further sum	61 9 4	
Muswellbrook to Merriwa—further sum	1,243 12 1	
		1,305 1 5
Harbours and Rivers—		
Newcastle Harbour Improvements, including Wharfage, Shipping, Dredging, and other plant—further sum ...	218 15 5	
Cook's River Improvements—further sum	2 0 0	
		220 15 5
Water Supplies—		
Hunter District Water Supply—Amplification, further sum ...	.....	40 0 0
Metropolitan Meat Industry Board—		
New Public Abattoir and other Works at Homebush Point—Meat Distributing Depôt, Pig and Calf Market, Sale Yards, Meat Export and other Works and Buildings, including Land Resumption and Costs	.....	29 7 6
Act No. 25, 1918.		
Industrial Undertaking—		
State Trawlers—towards construction of Trawlers, Wooden Fish-carrying Vessel, Establishment of Depôts, Motor Vehicles, Wharf accommodation, Plant	.....	11 16 7
Railway Construction—		
Forbes to Stockinbingal—further sum	19 11 6	
Condobolin to Broken Hill, including Matakana to Mount Hope—further sum	19,406 12 6	
City and Suburban Railways and Railways generally—Land Resumptions and Costs	893 7 10	
		20,319 11 10
Harbours and Rivers—		
Newcastle Harbour Improvements, including Wharfage, Shipping, Dredging, and other plant—further sum ...	.....	840 5 10
Carried forward ... ... £	.....	154,289 10 4

EXPENDITURE in the Year ended 30th June, 1922—*continued.* Cr.

PARTICULARS OF EXPENDITURE.	Amount.	Total.
	£ s. d.	£ s. d.
By Payments on account of the undermentioned Services—*continued.*		
Brought forward ... ... £	.....	18,361 1 2
Act No. 73, 1916—*continued.*		
Metropolitan Railway Construction—		
City and Suburban Electric Railways—further sum	115,290 14 4	
City and Suburban Railways—Land resumptions and Costs ...	143 9 11	
		115,434 4 3
Water Conservation and Irrigation Commission—		
For the construction of Burrinjuck Dam, Murrumbidgee Canals, Purchase of Stock, Assisting Settlers, Payment of Tenant-rights, &c.	.....	0 10 0
Act No. 7, 1917.		
Railway Construction—		
Wyalong to Cudgellico—further sum	1,497 18 11	
Muswellbrook to Merriwa—further sum	35 15 11	
		1,533 14 10
Secretary for Lands—Miscellaneous—		
Construction of roads *re* lands to be made available for Returned Soldiers	.....	156 15 3
Harbours and Rivers—		
Newcastle Harbour Improvements, including Wharfage, Shipping, Dredging, and other Works—further sum ...	208 10 0	
Cook's River Improvements—further sum	146 14 9	
		355 4 9
Water Supplies—		
Hunter District Water Supply—Amplification, further sum ...	.....	40 0 0
Metropolitan Meat Industry Board—		
New Public Abattoir and other Works at Homebush Point—Meat Distributing Depôt, Pig and Calf Market, Sale Yards, Meat Export and other Works and Buildings, including Land Resumption and Costs	....	11,405 2 9
Act No. 25, 1918—		
Industrial Undertaking—		
State Trawlers—towards construction of Trawlers, Wooden Fish-carrying Vessel, Establishment of Depôts, Motor Vehicles, Wharf accommodation, Plant	.....	19 0 9
Railway Construction—		
Forbes to Stockinbingal—further sum	1,563 16 8	
Wagga Wagga to Tumbarumba—further sum	34 13 7	
Condobolin to Broken Hill, including Matakana to Mount Hope—further sum	1,000 15 10	
Tottenham to the Mines	28 3 0	
City and Suburban Railways and Railways generally—Land Resumptions and Costs	13,724 13 7	
		16,352 2 8
Secretary for Lands—Miscellaneous—		
For the purchase of Dairy Cows for hire to Returned Soldiers to replace cows drying off	....	276 5 8
Harbours and Rivers—		
Newcastle Harbour Improvements, including Wharfage, Shipping, Dredging, and other plant—further sum ...	840 5 10	
Wagonga River Improvements—towards	437 1 4	
		1,277 7 2
Carried forward ... ... £	.....	165,211 9 3

Dr. GENERAL LOAN ACCOUNT CURRENT of RECEIPTS and

PARTICULARS OF RECEIPTS.	Amount.	Total.
	£ s. d.	£ s. d.
To Repayments to Credit of the undermentioned Votes, previous years—*continued.*		
Brought forward .. .. £	.....	154,289 10 4
Act No. 25, 1918—*continued.*		
Water Supplies—		
Hunter District Water Supply—Amplification—further sum...	.....	10 0 0
	.....	
Department of Agriculture—Miscellaneous—		
Grain Elevators—Emergency Country Grain Silos—towards Construction of, &c....	261 7 10	
Advances to Farmers for fallowing land	14,441 7 10	
		14,702 15 8
Water Conservation and Irrigation Commission—		
For the construction of Burrinjuck Dam, Murrumbidgee Canals, and Works generally; Murrumbidgee Irrigation Areas, Purchase of Stock, Assisting Settlers, Payment of Tenant-rights, &c.	.....	56,738 18 5
Act No. 27, 1919.		
Industrial Undertaking—		
State Trawlers—towards construction of Trawlers, Wooden Fish-carrying Vessel, Establishment of Depôts, Motor Vehicles, Wharf accommodation, Plant	.....	190 0 0
Railways—		
Rolling-stock, to meet additional traffic requirements, and equipment of New Lines; additions to Railway Lines, Stations, and Buildings, and for other purposes; and towards equipment of Refreshment Rooms	.....	481 18 0
Railway Construction—		
Henty to Billabong—further sum	1 10 0	
Craboon to Coolah—further sum	35 5 9	
Sydenham to Botany—further sum	170 2 6	
Griffith to Hillston—further sum	1,801 19 8	
City and Suburban Railways and Railways generally—Land Resumptions and Costs	1,815 11 9	
		3,824 9 8
Carried forward ... ... £	.....	230,237 12 1

EXPENDITURE in the Year ended 30th June, 1922—*continued.* Cr.

PARTICULARS OF EXPENDITURE.	Amount.	Total.
	£ s. d.	£ s. d.
By Payments on account of the undermentioned Services—*continued.*		
Brought forward ... ... £		165,211 9 3
Act No. 25, 1918—*continued.*		
Water Supplies—		
Hunter District Water Supply—Amplification—further sum...	.....	10 0 0
Industrial Undertaking—		
State Motor Garage Establishment—further sum	.....	225 7 2
Department of Agriculture—Miscellaneous—		
For the promotion of Agriculture, Agricultural Colleges, Experiment and Demonstration, &c., Farms—further sum	3,028 4 0	
Grain Elevators—Emergency Country Grain Silos—towards Construction of, &c....	43,605 17 6	
Advances to Farmers for fallowing land	10,146 16 3	
		56,780 17 9
Water Conservation and Irrigation Commission—		
For the Construction of Burrinjuck Dam, Murrumbidgee Canals, and Works generally; Murrumbidgee Irrigation Areas, Purchase of Stock, Assisting Settlers, Payment of Tenant-rights, &c.	.....	130 5
Act No. 27, 1919.		
Industrial Undertaking—		
State Trawlers—towards construction of Trawlers, Wooden Fish-carrying Vessel, Establishment of Depôts, Motor Vehicles, Wharf accommodation, Plant	.....	3,962 5 6
Stores Supply Department—		
Towards cost of New Building	.....	5,018 2 2
Industrial Undertakings—		
State Clothing Factory—Purchase of Machinery, Plant, &c....	0 17 9	
State Drug Depôt—Purchase of Plant, &c.	0 6 3	
		1 4 0
Railways—		
Rolling-stock, to meet additional traffic requirements, and equipment of New Lines; additions to Railway Lines, Stations, and Buildings, and for other purposes; and towards equipment of Refreshment Rooms	.....	54 4 2
	.....	
Railway Construction—		
Henty to Billabong—further sum	1,424 6 5	
Craboon to Coolah—further sum	164 9 6	
Coonabarabran to Burren Junction—further sum	444 9 8	
Sydenham to Botany—further sum	22,951 7 10	
Yanco to Griffith—further sum	226 9 3	
Griffith to Hillston—further sum	16,588 11 0	
Westmead to Castle Hill—further sum...	3 18 4	
City and Suburban Railways and Railways generally—Land Resumptions and Costs	10,541 8 2	
		62,345 0 2
Carried forward ... ... £	.....	293,738 15 10

Dr. GENERAL LOAN ACCOUNT CURRENT of RECEIPTS and

PARTICULARS OF RECEIPTS.	Amount.	Total.
	£ s. d.	£ s. d.
To Repayments to Credit of the undermentioned Votes, previous years—*continued.*		
Brought forward ... ... £	.....	230,237 12 1
Act No. 27, 1919—*continued.*		
Returned Soldiers' Settlement—		
Returned Soldiers Settlement Act, No. 21, 1916—as amended by Act 24, 1917—Advances to assist Settlers, and to meet other expenses incurred under the provisions of the Act...	38,070 9 7	
Acquisition or Resumption of Lands suitable for small holdings for Returned Soldiers	358 18 6	
For the subdivision and improvement of Crown or acquired Lands, to be leased or otherwise disposed of to Returned Soldiers, and for other expenses in connection therewith, including the Purchase of Implements, Stock, &c. ...	65,030 13 10	
		103,460 1 11
Secretary for Lands—Miscellaneous—		
Destruction of Prickly-pear on infested lands along the authorised Railway from Baradine to Wangan Creek ...	921 0 6	
Advances to assist Necessitous Farmers	30,980 5 4	
		31,901 5 10
Harbours and Rivers—		
Newcastle Harbour Improvements, including Wharfage, Shipping, Dredging and other plant—further sum ...	220 10 0	
Clarence River—Improvements	830 19 4	
Cape Hawke Harbour Improvements—Training Wall ...	1 5 1	
Manning River Improvements—further sum	0 5 0	
Port Kembla Harbour Improvements—further sum	0 3 3	
		1,053 2 8
Water Supplies—		
Country Towns Water Supplies—further sum...	615 3 0	
Hunter District Water Supply—Amplification—further sum...	1,590 8 1	
Improvements, Sydney Water Supply—further sum	1,395 17 3	
		3,601 8 4
Sewerage Construction—		
Country Towns Sewerage and Stormwater Channels—further sum	.....	12,827 13 2
Bridges—		
Bridges generally...	.....	1,344 12 6
Water and Drainage—		
Drainage Works generally	.....	2 0 0
Public Buildings—		
Caves Houses and Tourist Resorts	.....	10 1 2
Industrial Undertakings—		
State Timber Yards and Building Workshops, Uhr's Point—Improvements	.....	41 6 7
Carried forward ... ... £	.....	384,479 4 3

EXPENDITURE in the Year ended 30th June, 1922—*continued.* Cr.

PARTICULARS OF EXPENDITURE.	Amount.	Total.
	£ s. d.	£ s. d.
By Payments on account of the undermentioned Services—*continued.*		
Brought forward ... ... £	.....	293,738 15 10
Act No. 27, 1919—*continued.*		
Tramway Construction—		
Tramways generally—further sum	.....	164 7 2
Returned Soldiers' Settlement—		
Returned Soldiers Settlement Act, No. 21, 1916—as amended by Act 24, 1917—Advances to assist Settlers, and to meet other expenses incurred under the provisions of the Act...	103,783 19 4	
Acquisition or Resumption of Lands suitable for small holdings for Returned Soldiers	48,019 11 4	
For the subdivision and improvement of Crown or acquired Lands to be leased or otherwise disposed of to Returned Soldiers, and for other expenses in connection therewith, including the Purchase of Implements, Stock, &c. ...	196,130 17 1	
		347,934 7 9
Secretary for Lands—Miscellaneous—		
Destruction of Prickly Pear on infested lands along the authorised Railway from Baradine to Wangan Creek ...	1,424 3 7	
For the purpose of Prickly-pear Eradication on Crown Lands and expenses incidental thereto—further sum	671 5 5	
Advances to Assist Necessitous Farmers	29 0 0	
		2,124 9 0
Harbours and Rivers—		
Newcastle Harbour Improvements, including Wharfage, Shipping, Dredging, and other Plant—further sum ...	220 10 0	
Wagonga River Improvements towards	42 13 5	
Clarence River Improvements	104 1 8	
Cape Hawke Harbour Improvements—Training Wall ...	1,777 13 9	
Manning River Improvements—further sum	358 7 10	
Port Kembla Harbour Improvements—further sum	42 19 6	
		2,546 6 2
Water Supplies—		
Country Towns Water Supplies—further sum	500 7 2	
Hunter District Water Supply—Amplification—further sum	15,916 17 5	
Improvements, Sydney Water Supply—further sum	1,395 17 3	
		17,813 1 10
Sewerage Construction—		
Country Towns Sewerage and Stormwater Channels—further sum	.....	43,352 16 3
Bridges—		
Bridges generally	.....	12,758 15 11
Punts and Ferries—		
New Punts at Spit, Dover Point, and Taren Point	.....	12,435 0 6
Water and Drainage—		
Drainage Works generally	.....	36 7 2
Public Buildings—		
Central Railway Station—Completion of Railway Offices—towards—further sum	1,761 1 2	
Caves Houses and Tourist Resorts	4 17 3	
		1,765 18 5
Industrial Undertakings—		
State Timber Yards and Building Workshops, Uhr's Point—Improvements	85 2 0	
State Power Station—Extra Plant and Machinery	13 5 0	
State Metal Quarries—Railway Siding at Martin's Creek ...	466 18 3	
		565 5 3
Carried forward ... ... £		735,235 11 3

Dr. GENERAL LOAN ACCOUNT CURRENT of RECEIPTS and

PARTICULARS OF RECEIPTS.	Amount.	Total.
	£ s. d.	£ s. d.
To Repayments to Credit of the undermentioned Votes, previous years—*continued.*		
Brought forward ... ... £	.....	384,479 4 3
Act No. 27, 1919—*continued.*		
Minister for Public Works—Miscellaneous :—		
Municipality of Wollongong—Electric Lighting	22 5 4	
River Murray Commission—Part Cost of Works to be carried out under the Act—further sum	1,599 2 6	
Hydro-electric Schemes	24 14 2	
		1,646 2 0
Metropolitan Board of Water Supply and Sewerage—		
Sewerage—		
Construction and Ventilation of Sewers generally—further sum	.....	284 12 8
Hunter District Water Supply and Sewerage Board—		
Water Supply—		
Extension of Reticulation, Improvements, and other Works	.....	1,423 16 7
Sewerage—		
Extension and Reticulation, Improvements, and other Works —further sum	.....	11 16 10
Agriculture—Miscellaneous—		
Grain Elevators (Country)—Towards Construction of Permanent Working Houses	.....	21 17 8
Water Conservation and Irrigation Commission—		
For the construction of Burrinjuck Dam, Murrumbidgee Canals, and Works generally; Murrumbidgee Irrigation Areas, Purchase of Stock, Assisting Settlers, Payment of Tenant-rights, &c.	2 0 0	
For the erection of Canning and other Factories and Installation of Plant in connection therewith, Murrumbidgee Irrigation Areas	27 3 8	
Shallow boring—To provide Water Supplies for Settlers ...	5,518 16 4	
Works under Water Act No 44, 1912	9 2 0	
		5,557 2 0
Act No. 27, 1920.		
Resumed Properties Branch—		
Improvement of Observatory Hill Resumed Area, Erection of Office, Shops, Dwellings, &c.	.....	204 1 0
Sydney Harbour Trust—		
Towards construction of Works generally, and for the improvement of the Port	.....	20,520 7 0
Carried forward ... ... £	.....	414,149 0 0

EXPENDITURE in the Year ended 30th June, 1922—*continued.* Cr.

PARTICULARS OF EXPENDITURE.	Amount.	Total.
	£ s. d.	£ s. d.
By Payments on account of the undermentioned Services—*continued.*		
Brought forward ... ... £	.....	735,235 11 3
Act No. 27, 1919—*continued.*		
Minister for Public Works—Miscellaneous—		
Municipality of Wollongong—Electric Lighting	700 10 4	
Electric Transmission to serve Mittagong, Bowral, Moss Vale, &c.	3,289 11 1	
River Murray Commission—Part Cost of Works to be carried out under the Act—further sum	1,599 2 6	
Hydro-Electric Schemes	12,934 10 6	
Long Cove Canal—Extension of Concrete Storm-water Channel	11,521 18 5	
Government Dockyard, Newcastle—Establishment—further sum	7 5 6	
		30,052 18 4
Metropolitan Board of Water Supply and Sewerage—		
Water Supply—		
General Reticulation, Improvements, &c., including Sydney Water Supply, Amplification—further sum	.....	248 10 0
Sewerage—		
Construction and Ventilation of Sewers generally—further sum	.....	781 0 8
Hunter District Water Supply and Sewerage Board—		
Water Supply—		
Extension of Reticulation ; Improvements, and other Works	.....	2,666 1 2
Sewerage—		
Extension and Reticulation ; Improvements and other Works— further sum	13 12 8	
Stormwater Drainage	6,873 4 10	
		6,886 17 6
Agriculture—Miscellaneous—		
Grain Elevators (Country)—Towards Construction of Permanent Working Houses	60,236 9 4	
Veterinary Station, Glenfield—Improvements, &c.	7 6 8	
		60,243 16 0
Water Conservation and Irrigation Commission—		
For the construction of Burrinjuck Dam, Murrumbidgee Canals, and Works generally, Murrumbidgee Irrigation Areas, Purchase of Stock, Assisting Settlers, Payment of Tenant-rights, &c.	185 15 3	
For the Erection of Canning and other Factories, and Installation of Plant in connection therewith, Murrumbidgee Irrigation Areas	239 6 3	
Shallow boring—To provide Water Supplies for Settlers ...	1 3 4	
Works under Water Act, No. 44, 1912...	90 6 6	
		516 11 4
Act No. 27, 1920.		
Minister for Housing—		
For the Purchase or Resumption of Land for Erection of Buildings, Construction of Works, Advances for Dwelling Houses, and for other Costs and Expenses under the Housing Act, 1912, and the Housing (Extension) Act, 1919—the amount to be carried to the Housing Fund constituted under Act, No. 7, 1912	.....	65,000 0 0
Resumed Properties Branch—		
Improvement of Observatory Hill Resumed Area—Erection of Office, Shops, Dwellings, &c.	.....	22,218 16 7
Sydney Harbour Trust—		
Towards construction of Works generally, and for the improvement of the Port	.....	21,348 0 3
Carried forward... ... ... £	.....	945,198 3 1

Dr. GENERAL LOAN ACCOUNT CURRENT of RECEIPTS and

PARTICULARS OF RECEIPTS.	Amount.	Total.
To Repayments to credit of the undermentioned Votes, previous years—*continued.*	£ s. d.	£ s. d.
Brought forward ... ... £	.....	414,149 0 0
Act No. 27, 1920—*continued.*		
Railways—		
Rolling Stock to meet additional traffic requirements and equipment of new lines; additions to Railway Lines, Stations, and Buildings, and for other purposes; and towards equipment of Refreshment Rooms	21,140 12 0	
Duplication of Lines	67 12 5	
State Colliery, Lithgow—Development Work	190 2 0	
		21,398 6 5
Railway Construction—		
North Coast Railway—further sum	3,729 12 4	
Glenreagh to Dorrigo—further sum	298 18 6	
Cooma to Bombala—further sum	4,340 17 1	
Dubbo to Werris Creek—further sum	381 18 2	
Canowindra to Eugowra—further sum	2,154 10 7	
Wagga Wagga to Tumbarumba—further sum	986 18 10	
Regent's Park to Cabramatta	587 10 1	
Molong to Dubbo—further sum	186 16 11	
Coonabarabran to Burren Junction—further sum	570 10 4	
Barmedman to Rankin's Springs—further sum	233 6 3	
Yanco to Griffith—further sum	172 13 10	
Gilmore to Batlow	36 12 6	
		13,680 5 5
Tramway Construction—		
Tramways generally—further sum	.....	2,169 15 5
Returned Soldiers' Settlement—		
Returned Soldiers' Settlement Act, No. 21, 1916—as amended by Act 24, 1917—Advances to assist Settlers and to meet other Expenses incurred under the provisions of the Act	1,623 7 4	
Advances to Returned Soldier Settlers in the Western Division of the State	123 11 8	
		1,746 19 0
Forestry Commission—		
Industrial Undertaking—		
Craven and Gloucester Saw Mills and Hewn Timber Supply Works—Purchase of Locomotive, Plant, Machinery, Erection of Buildings and Workmen's Cottages, and expenses in connection therewith	.....	87 0 0
Harbours and Rivers—		
Port Kembla Harbour Improvements—further sum	.....	368 7 5
Carried forward ... ... £	.....	453 599 13 8

EXPENDITURE in the Year ended 30th June, 1922—*continued.* Cr.

PARTICULARS OF EXPENDITURE.	Amount.	Total.
By Payments on account of the undermentioned Services—*continued.*	£ s. d.	£ s. d.
Brought forward ... ... £	.....	945,198 3 1
Act No. 27, 1920—*continued.*		
Railways—		
Rolling-stock, to meet additional traffic requirements, and equipment of New Lines; additions to Railway Lines, Stations, and Buildings, and for other purposes; and towards equipment of Refreshment Rooms	49,980 0 0	
Duplication of Lines	387 13 6	
State Colliery, Lithgow—Development Work	10,830 1 0	
		61,197 14 6
Railway Construction—		
North Coast Railway—further sum	56,170 1 2	
Glenreagh to Dorrigo—further sum	333 5 8	
Cooma to Bombala—further sum	664 3 7	
Dubbo to Werris Creek—further sum	3,133 11 7	
Canowindra to Eugowra—further sum	17,092 8 3	
Westmead to Castle Hill—further sum	3,817 12 2	
Wagga Wagga to Tumbarumba—further sum	1,162 6 9	
Regent's Park to Cabramatta	6,037 5 11	
Molong to Dubbo—further sum...	962 4 2	
Coonabarabran to Burren Junction—further sum	16,037 5 1	
Griffith to Hillston—further sum	27,487 1 6	
Barmedman to Rankin's Springs—further sum...	285 8 3	
Yanco to Griffith—further sum	2,001 8 10	
Gilmore to Batlow	112 10 8	
		135,296 13 7
Tramway Construction—		
Tramways generally—further sum		16,689 12 9
Returned Soldiers' Settlement—		
Returned Soldiers Settlement Act, No. 21, 1916—as amended by Act 24, 1917—Advances to assist Settlers and to meet other Expenses incurred under the provisions of the Act	229,784 10 6	
Advances to Returned Soldier Settlers in the Western Division of the State	8,661 19 11	
For the subdivision and improvement of Crown or Acquired Lands to be leased or otherwise disposed of to Returned Soldiers, and for other Expenses in connection therewith, including the Purchase of Implements, Stock, &c. ...	33,118 10 10	
		271,565 1 3
Closer Settlement—		
To provide for the Acquisition of Land for purposes of Closer Settlement and Contingent Expenses, the whole amount to be carried to the Closer Settlement Account and expended in accordance with the provisions of section 7 (1) of Act No. 9, 1906	.....	1,000,000 0 0
Forestry Commission—		
Industrial Undertaking—		
Craven and Gloucester Saw Mills and Hewn Timber Supply Works—Purchase of Locomotive, Plant, Machinery, Erection of Buildings and Workmen's Cottages, and expenses in connection therewith	.....	4,461 10 9
Harbours and Rivers—		
Wagonga River Improvements—towards	47 3 0	
Manning River Improvements—further sum	395 18 5	
Cape Hawke Harbour Improvements, Training Wall—further sum	2,370 17 8	
Port Kembla Harbour Improvements—further sum	658 6 5	
		3,472 5 6
Carried forward ... ... £	.....	2,437,881 1 5

Dr. GENERAL LOAN ACCOUNT CURRENT of RECEIPTS and EXPENDITURE in the year ended 30th June, 1922—*continued.* Cr.

PARTICULARS OF RECEIPTS.	Amount.	Total.
	£ s. d.	£ s. d.
To Repayments to Credit of the undermentioned Votes, previous years—*continued.*		
Brought forward ... ... £	.....	453,599 13 8
Act No. 27, 1920—*continued.*		
Water Supplies—		
Country Towns Water Supplies—further sum...	1,514 0 6	
Improvements Sydney Water Supply—further sum	1,079 9 6	
		2,593 10 0
Sewerage Construction—		
Metropolitan Sewerage and Stormwater Channels—further sum	77 3 0	
Newcastle Sewerage—further sum	13 19 2	
		91 2 2
Minister for Public Works—Miscellaneous—		
Government Dockyard, Newcastle—Establishment—further sum	20,678 13 0	
River Murray Commission—		
Part Cost of Works, to be carried out under the Act—further sum	353 0 0	
		21,031 13 0
Metropolitan Board of Water Supply and Sewerage—		
Water Supply—		
General Reticulation, Improvements, &c., including Sydney Water Supply Amplification—further sum	681 3 6	
Sewerage—		
Construction and Ventilation of Sewers generally—further sum	738 9 6	
		1,419 13 0
Hunter District Water Supply and Sewerage Board—		
Water Supply—		
Extension of Reticulation, Improvements, and other Works ...	397 11 10	
Sewerage—		
Extension and Reticulation, Improvements, and other Works—further sum	20 6 5	
		417 18 3
Department of Agriculture—Miscellaneous—		
For the purpose of recouping amounts charged to Expenditure Suspense Accounts in connection with the relief to Necessitous Farmers and Graziers, and for providing further funds for same purpose, and also for assistance in the construction of private Silos	1,089,893 3 10	
Veterinary Station, Glenfield—Improvements, &c.—further sum	5 17 0	
		1,089,899 0 10
Water Conservation and Irrigation Commission—		
Shallow Boring—To provide Water Supplies for Settlers ...	8,943 10 5	
Returned Soldiers' Settlement—To provide for settlement of Discharged Soldiers on Irrigation Farms, and to assist them in the development thereof	347 17 7	
To enable the Water Conservation and Irrigation Commission to make Advances to Settlers on the Murrumbidgee Irrigation Areas for development purposes, and to provide for deferred rents and water rates—to be subsequently repaid ...	8,343 13 2	
Works under Water Act No. 44, 1912	2 5 8	
		17,637 6 10
Carried forward ... ... £	.....	1,586,689 17 9

PARTICULARS OF EXPENDITURE.	Amount.	Total.
	£ s. d.	£ s. d.
By Payments on account of the undermentioned Services—*continued.*		
Brought forward ... ... £	.....	2,437,881 1 5
Act No. 27, 1920—*continued.*		
Water Supplies—		
Country Towns Water Supplies—further sum...	3,531 5 11	
Improvements Sydney Water Supply—further sum	11,068 1 5	
Hunter District Water Supply—Amplification—further sum..	214,123 3 7	
		228,722 10 11
Sewerage Construction—		
Metropolitan Sewerage and Stormwater Channels—further sum	87 17 0	
Newcastle Sewerage—further sum	402 15 3	
		490 12 3
Public Buildings—		
Central Railway Station—Completion of Railway Offices—towards—further sum	.....	4,042 19 5
Minister for Public Works—Miscellaneous—		
Government Dockyard, Newcastle—Establishment—further sum	24,439 4 11	
Municipality of Wollongong—Electric Lighting	1,920 2 6	
River Murray Commission—		
Part Cost of Works to be carried out under the Act—further sum...	64,861 15 6	
		91,221 2 11
Metropolitan Board of Water Supply and Sewerage—		
Water Supply—		
General Reticulation, Improvements, &c., including Sydney Water Supply, Amplification—further sum	10,769 3 9	
Sewerage—		
Construction and Ventilation of Sewers generally—further sum	740 0 5	
		11,509 4 2
Hunter District Water Supply and Sewerage Board—		
Water Supply—		
Extension of Reticulation, Improvements, and other Works ...	12,995 15 8	
Sewerage—		
Extension and Reticulation, Improvements, and other Works—further sum	5,646 18 1	
		18,642 13 9
Department of Agriculture—Miscellaneous—		
For the purpose of recouping amounts charged to Expenditure Suspense Accounts in connection with relief to Necessitous Farmers and Graziers, and for providing further funds for same purpose, and also for assistance in the construction of private Silos	55,117 11 1	
Grain Elevators (Country)—towards Construction of Permanent Working Houses—further sum	24,982 17 3	
Veterinary Station, Glenfield—Improvements, &c.—further sum	401 18 3	
		80,502 6 7
Water Conservation and Irrigation Commission—		
For the construction of Burrinjuck Dam, Murrumbidgee Canals, and Works generally—Murrumbidgee Irrigation Areas, Purchase of Stock, Assisting Settlers, Payment of Tenant Rights, &c.	6 0	
Shallow Boring—To provide Water Supplies for Settlers ...	359 9 0	
Returned Soldiers' Settlement—To provide for settlement of Discharged Soldiers on Irrigation Farms and to assist them in the development thereof	159,817 1 4	
To enable the Water Conservation and Irrigation Commission to make advances to Settlers on the Murrumbidgee Irrigation Areas for development purposes, and to provide for deferred rents and water rates—to be subsequently repaid	14,558 10 3	
Extension of Wentworth Irrigation Area, including additional Pumping Plant	30 0 0	
Works under Water Act No. 44, 1912	1,458 8 3	
		176,223 14 10
Carried forward ... ... £	.....	3,049,236 6 3

Dr. GENERAL LOAN ACCOUNT CURRENT of RECEIPTS and

PARTICULARS OF RECEIPTS.	Amount.	Total.
	£ s. d.	£ s. d.
Brought forward	.....	1,586,689 17 9
Carried forward ... ... £	.....	1,586,689 17 9

EXPENDITURE in the Year ended 30th June, 1922—*continued.* Cr.

PARTICULARS OF EXPENDITURE.	Amount.	Total.
	£ s. d.	£ s. d.
By Payments on account of the undermentioned Services—*continued.*		
Brought forward ... ... £	.....	3,049,236 6 3
Act No. 21, 1921.		
State Industrial Enterprises—		
Craven and Gloucester Saw Mills and Hewn Timber Supply Works—Purchase of Locomotive, Plant, Machinery, Erection of Buildings, and Workmen's Cottages, and expenses in connection therewith	4,289 0 3	
State Metal Quarries—Extensions and Plant	8,375 7 0	
State Clothing Factory—Plant, Machinery, &c.	718 8 1	
State Timber Yards and Building Workshops, Uhr's Point—Improvements, Plant, &c.	2,438 16 3	
		15,821 11 7
Housing—		
For the Purchase or Resumption of Land, for Erection of Buildings, Construction of Works, Advances for Dwelling Houses, and for other Costs and Expenses under the Housing Act, 1912, and the Housing (Extension) Act, 1919—the amount to be carried to the Housing Fund constituted under Act No. 7, 1912	.....	15,000 0 0
Sydney Harbour Trust—		
Towards construction of Works generally, and for the Improvement of the Port	422,814 14 4	
Works at Glebe Island	90,520 4 7	
		513,334 18 11
Treasurer, &c.—Miscellaneous—		
To provide a Working Capital for the Government Printer for the purpose of carrying out Printing for the Commonwealth and other Governments, Corporate Bodies, and Special Printing for State Departments, the cost of which is recoupable—the amount to be carried to Special Deposits Account (Government Printer, Working Capital Account) ...	.....	50,000 0 0
Railways—		
Rolling Stock, to meet additional Traffic requirements, including equipment of New Lines; additions to Railway Lines, Stations, and Buildings, and for other purposes; equipment of Refreshment Rooms	1,352,467 2 9	
Duplication of Lines	530,000 0 0	
Flemington to Belmore, and Wardell-road to Glebe Island, and Roselle Bay to Darling Island Railways, including the remodelling of Darling Island Lines	463,149 16 10	
Electrification of Railway Lines	129,768 3 9	
State Colliery, Lithgow—Development of	71,796 18 2	
		2,547,182 1 6
Tramways—		
Additions to Lines, Workshops, Buildings, Rolling Stock, &c....	.....	318,291 17 5
Railway Construction—		
North Coast Railway—further sum	26,986 7 2	
Glenreagh to Dorrigo—further sum	249,883 19 0	
Dubbo to Werris Creek—further sum	129,416 1 9	
Molong to Dubbo—further sum	217,838 4 10	
Cooma to Bombala—further sum	67,839 14 7	
Sydenham to Botany—further sum	35,360 16 8	
Canowindra to Eugowra—further sum	34,064 3 4	
Westmead to Castle Hill-Dural—further sum	17,034 1 11	
Wagga Wagga to Tumbarumba—further sum	21 13 9	
Regent's Park to Cabramatta—further sum	93,000 0 0	
Tarana to Oberon...	84,963 0 9	
Coonabarabran to Burren Junction—further sum	129,446 5 3	
Barmedman to Rankin's Springs—further sum	122,785 8 0	
Griffith to Hillston—further sum	28,347 7 10	
Yanco to Griffith—further sum	59,797 10 8	
Gilmore to Batlow—further sum	135,974 14 8	
City and Suburban Railways and Railways generally—Land Resumption and Costs	19,993 12 6	
		1,452,753 2 8
Carried forward ... ... £	.....	7,961,619 18 4

Dr. GENERAL LOAN ACCOUNT CURRENT of RECEIPTS and

PARTICULARS OF RECEIPTS.	Amount.	Total.
	£ s. d.	£ s. d.
Brought forward ... ... £	.....	1,586,689 17 9
Carried forward ... ... £	.....	1,586,689 17 9

EXPENDITURE in the Year ended 30th June, 1922—*continued.* Cr.

PARTICULARS OF EXPENDITURE.	Amount.	Total.
By Payments on account of the undermentioned Services—*continued.*	£ s. d.	£ s. d.
Brought forward ... ... £	.....	7,961,619 18 4
Act No. 21, 1921—*continued.*		
Tramway Construction—		
Tramways generally—further sum	.....	27,345 8 11
Railways and Tramways—		
Purchase of Railway and Tramway Stores and Materials, which cannot properly be charged to appropriations of Parliament until actually issued for use—the amount to be carried to Special Deposits Account (Railway Store Advance Account)—further sum	... .	250,000 0 0
Returned Soldiers' Settlement—		
Returned Soldiers' Settlement Act No. 21, 1916,—as amended by Act 24, 1917—Advances to assist Settlers and to meet other expenses incurred under the provisions of the Act...	.....	312,541 6 2
Closer Settlement—		
To provide for the Acquisition of Land for purposes of Closer Settlement and Contingent Expenses, the whole amount to be carried to the Closer Settlement Account and expended in accordance with the provisions of section 7 (1) of Act No. 9, 1906	.....	500,000 0 0
Secretary for Lands—Miscellaneous—		
To provide for a Working Capital for purchase of Wire Netting, Material, &c., in terms of section 30 of the Pastures Protection Act No. 35, 1912—the amount to be carried to Special Deposits Account (Wire Netting Working Capital Account)—further sum	.....	20,000 0 0
Bridges—		
Bridges generally	.....	181 19 1
Harbours and Rivers—		
Newcastle Harbour Improvements, including Wharfage, Shipping, Dredging, and other Plant—further sum ...	68,692 19 1	
Port Kembla Harbour Improvements—further sum	27,535 8 3	
Coff's Harbour Improvements, Jetty Extension, &c.—further sum	39,754 9 1	
New Dredging Plant	6,432 17 2	
Manning River Improvements—further sum	2,574 0 9	
Byron Bay—New Jetty	12 15 6	
Wagonga River Improvements—towards	277 0 2	
		145,279 10 0
Water Supplies—		
Country Towns Water Supplies—further sum	77,950 5 1	
Improvements, Sydney Water Supply—further sum	199,558 1 5	
Hunter District Water Supply—Amplification—further sum...	148,913 2 2	
		426,421 8 8
Sewerage Construction—		
Metropolitan Sewerage and Stormwater Channels—further sum	129,668 10 11	
Newcastle Sewerage—further sum	1,051 15 2	
Country Towns Sewerage and Stormwater channels—further sum	11,000 0 0	
		141,720 6 1
Public Buildings—		
Darlinghurst Court-house—Additional accommodation for Federal High Court	.....	271 16 8
Carried forward ... ... £	.....	9,785,381 13 11

Dr. GENERAL LOAN ACCOUNT CURRENT of RECEIPTS and EXPENDITURE in the Year ended 30th June, 1922—*continued.* Cr.

PARTICULARS OF RECEIPTS.	Amount.	Total.
	£ s. d.	£ s. d.
Brought forward	.....	1,586,689 17 9
Carried forward ... ... £	.....	1,586,689 17 9

PARTICULARS OF EXPENDITURE.	Amount.	Total.
	£ s. d	£ s. d.
By Payments on account of the undermentioned Services—*continued.*		
Brought forward	.....	9 785,381 13 11
Act No. 21, 1921—*continued.*		
Minister for Public Works—Miscellaneous—		
River Murray Commission—		
Part Cost of Works to be carried out under the Act—further sum	.....	134,536 7 9
Metropolitan Board of Water Supply and Sewerage—		
Water Supply—		
General Reticulation, Improvements, &c., including Sydney Water Supply—Amplification—further sum	521,258 16 2	
Sewerage—		
Construction and Ventilation of Sewers generally——further sum	253,356 19 8	
Miscellaneous—		
For Sewerage connections carried out for small property-owners, the cost of which is recoverable under a system of deferred payments, also for works the cost of which is recoverable from licensed plumbers and drainers and Government Departments, the amount to be carried to Special Deposits Account (Metropolitan Board of Water Supply and Sewerage Contractors' Advance Account—Sewerage)—further sum	5,000 0 0	
		779,615 15 10
Hunter District Water Supply and Sewerage Board—		
Water Supply—		
Extension of Reticulation, Improvements, and other Works ...	20,210 0 4	
Sewerage—		
Extension and Reticulation, Improvements, and other Works —further sum	7,380 11 11	
Miscellaneous—		
Purchase of Stores and Materials, the cost of which cannot properly be charged to appropriations of Parliament until actually issued for use—the amount to be carried to Special Deposits Account (Hunter District Water Supply and Sewerage Board Store Advance Account)—further sum	2,000 0 0	
		29,590 12 3
Public Instruction—Miscellaneous—		
School Buildings, Teachers' Residences and Other Buildings, School and Residence Sites—Special Vote (*To be recouped by payment from Public Works Fund over a period of ten years*)...	.....	91,787 0 3
Minister for Local Government—Miscellaneous—		
Reconstruction of Main Roads in the county of Cumberland	.....	306,698 0 2
Department of Agriculture—Miscellaneous—		
Grain Terminal Elevator—Construction of and for purposes incidental thereto—further sum	163,145 16 0	
Grain Elevators—Emergency Country Grain Silos—Construction, &c.—further sum	9,977 19 10	
Grain Elevators (Country)—Towards Construction of Permanent Working Houses—further sum	246,963 14 3	
Veterinary Station, Glenfield—Buildings, Improvements, &c.—further sum	4,146 16 10	
		424,234 6 11
Carried forward... ... ... £	.....	11,551,843 17 1

Dr. GENERAL LOAN ACCOUNT CURRENT of RECEIPTS and

PARTICULARS OF RECEIPTS.		Amount.	Total.
		£ s. d.	£ s. d.
Brought forward	£	.....	1,586,689 17 9
Carried forward	£	.....	1,586,689 17 9

EXPENDITURE in the Year ended 30th June, 1922—*continued.* Cr.

PARTICULARS OF EXPENDITURE.		Amount.	Total.
		£ s. d.	£ s. d.
By Payments on account of the undermentioned Services—*continued.* Brought forward	£	.....	11,551,843 17 1
Act No. 21, 1921—*continued.*			
Water Conservation and Irrigation Commission—			
For the construction of Burrinjuck Dam, Murrumbidgee Canals, and Works generally, Murrumbidgee Irrigation Areas, Purchase of Stock, Assisting Settlers, Payment of Tenant-rights, &c.		173,161 6 0	
Shallow boring—To provide Water Supplies for Settlers ...		50,521 5 3	
Returned Soldiers' Settlement—To provide for settlement of Discharged Soldiers on Irrigation Farms, and to assist them in the development thereof		509,573 13 7	
For the Erection of Canning and other Factories and Installation of Plant in connection therewith, Murrumbidgee Irrigation Areas—further sum		1,740 12 9	
To enable the Water Conservation and Irrigation Commission to make Advances to Settlers on the Murrumbidgee Irrigation Areas for development purposes, and to provide for deferred rents and water rates—to be subsequently repaid		14,152 6 2	
Works under Water Act No. 44, 1912		1,122 3 6	
Extension of Wentworth Irrigation Area, including additional Pumping Plant...		2,298 18 11	
			752,570 6 2
Total, Public Works and Services		.....	£ 12,304,414 3 3
Repayment of Loans—			
Repayment of Debentures—			
Debentures issued under Acts Nos. 60, 1900, and 62, 1901, due 1st March, 1915 (*in London*)		200 0 0	
Debentures issued under Acts Nos. 51, 1912, and 30, 1914, due 1st March, 1920 (*in London*)		900 0 0	
Debentures issued under Act No. 31, 1914, due 1st July, 1921 (*in Sydney*)		73,500 0 0	
Debentures issued under Act No. 56, 1915, due 1st July, 1921 (*in Sydney*)		26,000 0 0	
Redemption of Funded Stock—			
Funded Stock issued under Acts No. 10, 1900; 93, 1902; 14, 1903; 31, 1904; 39, 1906; and 59, 1906, due 10th August, 1921 (*in Sydney*)		4,851,329 0 0	
Repayment of Treasury Bills—			
Treasury Bills issued under Act No. 30, 1914, due 10th May, 1922 (*in Sydney*)		18,000 0 0	
Treasury Bills issued under Act No. 31, 1914, due 1st July, 1921 (*in Sydney*)		3,000 0 0	
Treasury Bills issued under Act No. 56, 1915, due during the months of November, 1921, and February and June, 1922 (*in Sydney*)		212,000 0 0	
Treasury Bills issued under Act No. 73, 1916, due 10th May, 1922, (*in Sydney*)		30,200 0 0	
Treasury Bills issued under Act No. 27, 1919, due during the months of March, April, May, and June, 1922 (*in Sydney*)		2,096,700 0 0	
Treasury Bills issued under Act No. 27, 1920, due 2nd February, 1922 (*in London*)		3,000,000 0 0	
			10,311,829 0 0
Loans Receipts Returned—			
Inscribed Stock issued in London—			
Stamp Duty on Transfers—			
Under Acts Nos. 51, 1912, and 30, 1914 (1922-32 Stock)...		3,958 15 0	
Under Acts Nos. 73, 1916, and 7, 1917 (1924-34 Stock)...		832 5 0	
Repayment of amount overcredited on account of proceeds of sale of Funded Stock under Act No. 51, 1912 (*in Sydney*) ...		60 0 0	
			4,851 0 0
Carried forward	£	.....	22,621,094 3 3

Dr. GENERAL LOAN ACCOUNT CURRENT of RECEIPTS and EXPENDITURE in the Year ended 30th June, 1922—*continued*— Cr.

PARTICULARS OF RECEIPTS.	Amount.	Total.
To Repayments to Credit of Votes, previous years, upon which there has been no expenditure during the year, viz. :—	£ s. d.	£ s. d.
Brought forward ... ... £	.....	1,586,689 17 9
Act 18 Victoria No. 40. Construction of Railways	.....	25 0 0
Act 19 Victoria Nos. 25, 38, and 40. Railways— Sydney to Liverpool; and Railway—Newcastle to Maitland ...	.....	10 12 0
Act 25 Victoria No. 19. Horse Railway line from Blacktown to Windsor and Richmond	.....	28 3 0
Act 31 Victoria No. 11. Railway Works, extension to Bathurst and Goulburn... ...	.....	262 4 8
Act 36 Victoria No. 17. Railways— Towards the construction of a line from Goulburn to Wagga Wagga	.....	19 2 10
Act 40 Victoria No. 12. Railways— From a point on the Great Southern Line near Junee to Narrandera, on the Murrumbidgee, 64 miles	67 0 0	
Tamworth to District of Armidale, Great Northern Line, 75 miles	51 2 6	
		118 2 6
Act 43 Victoria No. 11. Railway— Narrandera to Hay	.....	5 0 0
Act 44 Victoria No. 12. Tramways—Construction	.....	4,657 0 5
Act 44 Victoria No. 28. Railways— Sydney to Wollongong and Kiama	5,888 5 11	
Murrumburrah to Blayney	10 0 0	
		5,898 5 11
Act 48 Victoria No. 26. Railway Branch— Narrabri to Moree, 61 miles	.....	56 9 0
Act 52 Victoria No. 17. Railways— North Shore Railway, from Junction to near Crow's Nest ...	439 12 8	
Homebush to Waratah—Amount required to cover cost of constructing nine Iron Bridges and eight Tunnels for a double line	825 0 0	
		1,264 12 8
Act 53 Victoria No. 23. Railways— Towards the Duplication of the double line from Eveleigh to Homebush	1,495 0 0	
Additions, Alterations, and Improvements to Roads, Stations, and Buildings, and for other purposes, including purchase of land required for extending works	50 0 0	
		1,545 0 0
Carried forward ... ... £	.....	1,600,579 10 9

PARTICULARS OF EXPENDITURE.	Total.
	£ s. d.
Brought forward ... ... £	22,621,094 3 3
Carried forward ... ... £	22,621,094 3 3

Dr. GENERAL LOAN ACCOUNT CURRENT of RECEIPTS and EXPENDITURE in the year ended 30th June, 1922—*continued.* Cr.

PARTICULARS OF RECEIPTS.	Amount.	Total.
	£ s. d.	£ s. d.
To Repayments to Credit of Votes, previous years, upon which there has been no expenditure during the year—*continued.*		
Brought forward ... ... £	.....	1,600,579 10 9
Act 54 Victoria No. 33.		
Railways—		
Additions, Alterations, and Improvements to Roads, Stations, and Buildings, and for other purposes, including purchase of land required for extending works	.....	462 7 0
Railway Construction Branch—		
Towards the construction of a line of railway from Marrickville to Burwood Road	2,844 16 0	
Towards the construction of a line of railway from St. Leonard's to Milson's Point	1,065 1 1	
		3,909 17 1
Harbours and Rivers Branch—		
Newcastle Harbour Improvements—further sum	.....	1,005 2 6
Sewerage Branch—		
Completion of Western Suburbs Sewerage Scheme (Schedule B. of Act 54 Vic. No. 17)	.....	112 0 0
Water Conservation and Irrigation—For Surveys, Gauging of Rivers, and construction of various Works in connection with Water Conservation, and distribution for Agricultural, Pastoral, and Mining Industries, and for domestic use, and for the Resumption of Land in connection therewith... ...	.....	54 1 4
Act 55 Victoria No. 35.		
Railway Construction Branch—		
Lismore to the Tweed Railway—further sum	230 0 0	
Construction and Extension of Tramways—further sum ...	339 16 6	
		569 16 6
Harbours and Rivers Branch—		
Cook's River and Shea's Creek, Reclamation and Dredging—further sum, including cost of resumption of land, &c. ...	.....	82 10 0
Act 56 Victoria No. 24.		
Railway Construction Branch—		
Construction and Extension of Tramways—further sum ...	508 0 0	
St. Leonards to Milson's Point Railway—further sum ...	565 0 0	
		1,073 0 0
Act 57 Victoria No. 17.		
Railways—		
Additions, Alterations and Improvement to Roads, Stations and Buildings, and for other purposes; also for providing Safety Appliances—further sum	.....	5 14 0
Carried forward ... ... £	.....	1,607,853 19 2

PARTICULARS OF EXPENDITURE.	Total.
	£ s. d.
Brought forward ... ... £	22,621,094 3 3
Carried forward ... ... £	22,621,094 3 3

Dr. GENERAL LOAN ACCOUNT CURRENT of RECEIPTS and

PARTICULARS OF RECEIPTS.	Amount.	Total.
To Repayments to Credit of Votes, previous years, upon which there has been no expenditure during the year—*continued.*	£ s. d.	£ s. d.
Brought forward .. .. £	.....	1,607,853 19 2
Act 59 Victoria No. 6.		
Harbours and Rivers Branch—		
Richmond River Improvements—further sum	.....	1 0 0
Act No. 43, 1897.		
Railways—		
Additions to Railway Lines, Stations, Buildings, Workshops; for Rolling Stock and for other purposes, including Safety Appliances	.....	146 2 9
Harbours and Rivers—		
Tweed River Improvements—further sum	.....	2 0 0
Act No. 36, 1898.		
Government Architect—		
Gaols—Erections and Additions—		
Young, Mudgee—Electric Light Installations in Gaols; Darlinghurst, Goulburn, Bathurst, East Maitland and Parramatta—further sum; Gaols generally	.....	250 0 0
Act No. 42, 1899.		
Railways—		
Additions to Railway Lines, Stations, Buildings, Workshops and other purposes	.....	26 2 0
Act No. 10, 1900.		
Darling Harbour Resumptions	.....	1,145 1 4
Act No. 60, 1900.		
Railways—		
Additions to Railway Lines, Stations, Buildings, Workshops, and for other purposes	.....	55 0 0
Government Architect's Branch—		
Benevolent Asylums—Additions and Electric Lighting—Newington, Liverpool, Rookwood; Asylums generally ...	.....	247 8 0
Act No. 62, 1901.		
Railways—		
Additions, Railway Lines, &c.	.....	15 0 0
Harbours and Rivers—		
Clarence River Improvements—further sum	1 4 6	
Port Kembla Harbour Works, including Land—further sum...	1,552 15 9	1,554 0 3
Act No. 14, 1903.		
Railway Construction—		
Dubbo to Coonamble—further sum	25 0 0	
Gundagai to Tumut—further sum	250 2 0	275 2 0
Act No. 36, 1905.		
Harbours and Rivers—		
Port Kembla Harbour Improvements, including Land Resumption—further sum	.....	46 15 0
Act No. 33, 1907.		
Tramway Construction—		
Tramways generally	.....	412 6 3
Carried forward ... ... £	.....	1,612,029 16 9

EXPENDITURE in the Year ended 30th June, 1922—*continued* Cr.

PARTICULARS OF EXPENDITURE.	Total
	£ s. d.
Brought forward ... ... £	22,621,094 3 3
Carried forward ... ... £	22,621,094 3 3

Dr. GENERAL LOAN ACCOUNT CURRENT of RECEIPTS and

PARTICULARS OF RECEIPTS.	Amount.	Total.
To Repayments to Credit of Votes, previous years, upon which there has been no expenditure during the year—*continued.*	£ s. d.	£ s. d.
Brought forward ... ... £	.....	1,612,029 16 9
Act No. 22, 1908.		
Railways—		
Additions to Railway Lines and Buildings, and for other purposes, including Duplication of Lines	.....	3,037 12 0
Tramway Construction—		
Tramways generally	.....	680 0 0
Act No. 16, 1909.		
Railways—		
Additions to Railway Lines, Stations and Buildings, and for other purposes, including Duplication of Lines	.....	55 11 6
Tramways—		
Additions to Lines, Workshops, and Buildings, Duplication of Lines, and for other purposes	.....	225 9 0
Act No. 43, 1910.		
Railways—		
Towards Construction of Flemington to Belmore, and Wardell-road to Glebe Island, and Darling Island Railways ...	.....	1,986 12 2
Tramway Construction—		
Tramways generally	.....	65 5 0
Act No. 25, 1911.		
Water Conservation—		
Murrumbidgee Irrigation Area—for the acquisition and disposal of Lands for Settlement Purposes	.....	2,207 7 6
Miscellaneous—		
State Brickworks, Botany—establishment	220 15 0	
Kiama (No. 2) State Metal Quarry—establishment	15 0 0	
		235 15 0
Metropolitan Board of Water Supply and Sewerage—		
Sewerage—		
Construction and Ventilation of Sewers generally; Land, Buildings, &c., and for other purposes—further sum ...	.....	10 11 9
Act No 57, 1912.		
Railways—		
Additions to Railway Lines, Stations and Buildings, and for other purposes	1,239 2 7	
Towards construction of Flemington to Belmore, and Wardell-road to Glebe Island and Darling Island Railways—further sum	1,033 15 1	
		2,272 17 8
Tramways—		
Additions to Lines, Workshops, and Buildings, Duplication of Lines, and for other purposes	.....	445 6 6
Tramway Construction—		
Tramways generally—further sum	.....	589 4 2
Water Conservation, Irrigation, Water Supply, Sewerage, and Drainage—(*per Schedule, see page* 134)	.....	23 17 10
Miscellaneous—		
Industrial Undertakings (*per Schedule, see page* 136)	.....	10,000 0 0
Works, Buildings, and Services (*to be recouped by payment from Public Works Fund over a period of ten years*); *for detailed statement, see page* 138	.....	8,462 0 10
Public Instruction—		
School Buildings, Teachers' Residences, and other Buildings, School and Residence Sites, Additions, &c.—Special Vote—(*to be recouped by payment from Public Works Fund over a period of ten years*)	.....	25,000 0 0
Carried forward ... ... £	.....	1,667,327 7 8

EXPENDITURE in the Year ended 30th June, 1922—*continued.* Cr.

PARTICULARS OF EXPENDITURE.	Total.
	£ s. d.
Brought forward ... ... £	22,621,094 3 3
Carried forward ... ... £	22,621,094 3 3

PARTICULARS OF RECEIPTS.	AMOUNT.	TOTAL.
	£ s. d.	£ s. d.
To Repayments to Credit of Votes, previous years, upon which there has been no expenditure during the year—*continued.* Brought forward ... ... £	....	1,667,327 7 8
ACT No. 5, 1914.		
Sydney Harbour Trust—		
Towards construction of works generally, and for the improvement of the Port		1,100 0 0
Railways—		
Towards construction of Flemington to Belmore and Wardell-road to Glebe Island and Darling Island Railways—further sum	....	211 18 4
Tramways—		
Additions to Lines, Workshops, and Buildings, Duplication of Lines, and for other purposes	....	9 14 9
Harbours and Rivers—		
Port Kembla Harbour Improvements, Wharfage and Shipping Appliances—further sum	....	4,500 0 0
Industrial Undertaking—		
Monier Pipe and Reinforced Concrete Works	....	381 8 6
Metropolitan Board of Water Supply and Sewerage—		
Sewerage—Construction and Ventilation of Sewers generally —further sum	....	20 6 9
ACT No, 31, 1914.		
Fisheries—		
Towards purchase of Trawlers, &c.	....	165 0 0
Resumed Properties Branch—		
Improvements of Observatory Hill Resumed Area, and Erection of Shops, Dwellings, &c.	....	18 18 0
Railways—		
Additions to Railway Lines, Stations, and Buildings, and for other purposes	480 15 9	
Towards construction of Flemington to Belmore, and Wardell-road to Glebe Island, and Darling Island Railways—further sum	22 4 6	
Rozelle Bay to Darling Island Railway...	105 9 0	608 9 3
Secretary for Lands—Miscellaneous—		
Advances to Settlers on Lands held under Leasehold Tenures under the Crown Lands Acts to enable them to clear Lands for Wheat Crops	....	1,457 10 4
Public Buildings—		
New Store Depôt at Leichhardt—further sum	....	40 0 0
Harbours and Rivers—		
Newcastle Harbour Improvements and Wharfage, including Dredging and other plant—further sum	....	39 18 7
Miscellaneous—		
Works undertaken for Shires and Municipalities under Contract for Repayment	....	1,545 13 2
Metropolitan Board of Water Supply and Sewerage—		
Water Supply—		
General Reticulation, Improvements, &c., including Sydney Water Supply, Amplification—further sum	....	1,018 15 0
ACT No. 56, 1915.		
Railways—		
Towards construction of Flemington to Belmore, and Wardell-road to Glebe Island and Darling Island Railways—further sum	121 5 0	
Rozelle Bay to Darling Island Railway...	110 0 0	231 5 0
Carried forward ... ... £	£	1,678,676 5 4

PARTICULARS OF EXPENDITURE.	TOTAL.
	£ s. d.
Brought forward ... ... £	22,621,094 3 3
Carried forward ... ... £	22,621,094 3 3

Dr. GENERAL LOAN ACCOUNT CURRENT of RECEIPTS and EXPENDITURE in the Year ended 30th June, 1922—*continued.* Cr.

PARTICULARS OF RECEIPTS.	Amount.	Total.
To Repayments to Credit of Votes, previous years, upon which there has been no expenditure during the year—*continued.*	£ s. d.	£ s. d.
Brought forward ... ... £	.....	1,678,676 5 4
Act No. 56, 1915—*continued.*		
Secretary for Lands—Miscellaneous—		
Advances to Settlers to assist them in tiding over temporary financial difficulties consequent upon the drought, or in other special circumstances	3,024 8 1	
For the purchase of Wire Netting or other Material and Plant for the destruction of Rabbits under Section 30 of Act 111 of 1902, as amended by Section 16 of Act 20 of 1906—further sum	1,672 4 11	
		4,696 13 0
Water Supplies—		
Country Towns Water Supplies—further sum	.....	33 1 8
Sewerage Construction—		
Newcastle Sewerage—further sum	.....	3 0 0
Harbours and Rivers—		
Newcastle Harbour Improvements and Wharfage, including Dredging and other plant—further sum	.....	9 17 6
Secretary for Mines—Miscellaneous—		
State Collieries—Establishment, including resumptions ...	.....	5,254 19 5
Water Conservation and Irrigation—		
Shallow Boring—To provide Water Supplies for Settlers ...	.....	85 3 0
Act No. 73, 1916.		
Industrial Undertaking—		
State Trawlers—towards construction of Trawlers; Wooden Fish-carrying Vessel, Establishment of Depôts, Motor Vehicles, Wharf Accommodation, Plant	.....	5,041 13 11
Sydney Harbour Trust—		
Towards resumption of Australian Gas Light Company's premises, Darling Harbour, and adjacent additional area—further sum	.....	17,184 0 0
Railways—		
Towards equipment of Refreshment Rooms	.....	9 10 0
Industrial Undertaking—		
State Bakery—Establishment	.....	30 0 0
Secretary for Lands—Miscellaneous—		
Returned Soldiers' Settlement Act No. 21, 1916—Advances to assist Settlers and to meet other expenses incurred under the provisions of the Act	49,758 12 4	
Acquisition or Resumption of Lands suitable for small holdings for Returned Soldiers	308 2 6	
Construction of roads *re* lands to be made available for Returned Soldiers	52 16 1	
For the Subdivision and Improvement of Crown or Acquired Lands to be leased or otherwise disposed of to Returned Soldiers, and for other expenses in connection therewith, including the Purchase of Implements, Stock, &c. ...	43,927 15 1	
National Park Trust—For Erection of buildings, improvements, &c. (To be repaid)	255 9 2	
		94,302 15 2
Harbours and Rivers—		
Newcastle Harbour Improvements, including Dredging and other Plant—further sum	2 10 1	
Coff's Harbour Improvements—further sum	231 19 3	
		234 9 4
Industrial Undertakings—		
State Timberyards and Building Workshops—further sum ...	.....	1,393 11 8
Water Conservation and Irrigation Commission—		
Shallow boring to provide Water Supplies for Settlers... ...	.....	1,237 5 2
Act No. 7, 1917.		
Industrial Undertaking—		
State Trawlers—towards construction of Trawlers, Wooden Fish-carrying Vessel, Establishment of Depôts, Motor Vehicles, Wharf Accommodation, Plant	.....	6,655 1 5
Carried forward ... ... £	.....	1,814,847 6 7

PARTICULARS OF EXPENDITURE.	Total.
	£ s. d.
Brought forward ... ... £	22,621,094 3 3
Carried forwar ... ... £	22,621,094 3 3

Dr. GENERAL LOAN ACCOUNT CURRENT of RECEIPTS and

PARTICULARS OF RECEIPTS.	Amount.	Total.
	£ s. d.	£ s. d.
To Repayments to Credit of Votes, previous years, upon which there has been no expenditure during the year—*continued.*		1,814,847 6 7
Brought forward ... ... £	.....	
Act No. 7, 1917—*continued.*		
Secretary for Lands—Miscellaneous—		
Returned Soldiers' Settlement Act, No. 21, 1916—Advances to assist Settlers, and to meet other expenses incurred under the provisions of the Act	963 2 11	
Acquisition or Resumption of Lands suitable for small holdings for Returned Soldiers	87 19 5	
For the subdivision and improvement of Crown or acquired lands to be leased or otherwise disposed of to Returned Soldiers, and for other Expenses in connection therewith, including the Purchase of Implements, Stock, &c. ...	5 8 3	
For the purchase of sheep for stocking Crown Lands or resumed areas for Returned Soldiers' Settlements	2,695 18 0	
Forest Vale Estate—Preparation, &c., of farms for share-farmers	244 14 4	
For the purpose of Prickly-pear eradication on Crown Lands and expenses incidental thereto	21 19 0	
		4,019 1 11
Harbours and Rivers—		
Port Kembla Harbour Improvements—further sum	.....	342 13 1
Water Supplies—		
Country Towns Water Supplies—further sum	.....	42 18 0
Metropolitan Board of Water Supply and Sewerage—		
Sewerage—		
Construction and Ventilation of Sewers generally—further sum	.....	95 0 0
Water Conservation and Irrigation Commission—		
Shallow Boring—To provide Water Supplies for Settlers ...	2,170 14 7	
For the erection of Canning and other Factories and Installation of Plant in connection therewith, Murrumbidgee Irrigation Areas...	625 0 0	
		2,795 14 7
Act No. 25, 1918.		
Railways—		
Duplication of Lines	.....	907 12 8
Railway Construction—		
Cobar to C.S.A. Mines—further sum	.....	957 19 0
Secretary for Lands—Miscellaneous—		
Returned Soldiers' Settlement Act, No. 21, 1916—as amended by Act 24, 1917—Advances to assist Settlers, and to meet other expenses incurred under the provisions of the Act...	13,104 2 10	
For the subdivision and improvement of Crown or acquired lands, to be leased or otherwise disposed of to Returned Soldiers, and for other Expenses in connection therewith, including the Purchase of Implements, Stock, &c. ...	447 0 0	
For the purchase of sheep for stocking Crown Lands or resumed areas for Returned Soldiers' Settlements	5,322 3 0	
National Park Trust—Erection of Buildings, Improvements, &c. (To be repaid)—further sum	116 13 4	
		18,989 19 2
Sewerage Construction—		
Country Towns Sewerage and Stormwater Channels—further sum	.....	23 8 9
Public Buildings—		
Treasury Buildings—additions—further sum	.....	5,000 0 0
Water Conservation and Irrigation Commission—		
Shallow Boring—To provide Water Supplies for Settlers ...	.....	3,022 12 6
Carried forward... ... ... £	.....	1,851,044 6 3

EXPENDITURE in the Year ended 30th June, 1922—*continued.* Cr.

PARTICULARS OF EXPENDITURE.	Total.
	£ s. d.
Brought forward ... ... £	22,621,094 3 3
Carried forward ... ... £	22,621,094 3 3

Dr. GENERAL LOAN ACCOUNT CURRENT of RECEIPTS and

PARTICULARS OF RECEIPTS.	AMOUNT.	TOTAL.
	£ s. d.	£ s. d.
To Repayments to Credit of Votes, previous years, under which there has been no expenditure during the year—*continued.*		
Brought forward ... ... £	.....	1,851,044 6 3
ACT No. 27, 1919.		
Railways—		
Duplication of Lines	333 17 9	
Flemington to Belmore and Wardell-road to Glebe Island and Rozelle Bay to Darling Island Railways, including the remodelling of Darling Harbour Lines	3 14 0	
Secretary for Lands—Miscellaneous—		337 11 9
For the purchase of Rabbit proof Wire Netting under Pastures Protection Act, No. 35, 1912—further sum	.....	1,535 18 5
Sewerage Construction—		
Metropolitan Sewerage and Stormwater Channels—further sum	.....	5 6 8
Water Conservation and Irrigation Commission—		
To provide for the Settlement of Discharged Soldiers on Irrigation Farms, and to assist them in the development thereof	.....	625 0 0
SUPPLY ACT No. 1, 1920.		
Railway Construction—		
Regent's Park to Enfield Marshalling Yards	.....	7,971 9 4
ACT No. 27, 1920.		
Tramways—		
Additions to Lines, Workshops, Buildings, Rolling Stock, &c.	.....	147 10 9
Harbours and Rivers—		
Coff's Harbour Improvements, Jetty Extensions, &c.—further sum	.....	15 2 0
		1,861,682 5 2
To Proceeds of Sale of Inscribed Stock (*in London*)— £ s. d.		
Under Acts Nos. 51, 1912, and 30, 1914 (1930–40 Stock) 3,497,492 10 0		
Do Act No. 17, 1917 (1930–40 Stock) ... 2,794,042 17 7	6,291,535 7 7	
„ Proceeds of Sale of Debentures (*in Sydney*)— £ s. d.		
Under Act No. 27, 1919 (1930) 73,200 0 0		
Do Act No. 27, 1920 (1927) 415,200 0 0		
Do Do (1932) 359,000 0 0	847,400 0 0	
„ Proceeds of Sale of Funded Stock (*in Sydney*)— £ s. d.		
Under Act No. 51, 1912 (1924 Stock) ... 847 16 10		
Do Do (1926 Stock) ... 4,556,273 0 0		
Do Do (1927 Stock) ... 68 11 11		
Do Do (1929 Stock) ... 83 8 6		
Do Do (1931 Stock) ... 295,727 0 0		
Do Act No. 56, 1915 (1927 Stock) ... 253 3 5		
Do Act No. 27, 1919 (1924 Stock) ... 24,520 0 0		
Do Do (1925 Stock) ... 1,163 1 0		
Do Do (1930 Stock) ... 395,550 0 0		
Do Act No. 27, 1920 (1926 Stock) ... 1,823,768 0 0		
Do Do (1931 Stock) ... 711,689 0 0		
Do Act No. 21, 1921 (1927 Stock) ... 1,000,000 0 0	8,809,943 1 8	
„ Proceeds of Sale of Treasury Bills (*in London*)— £ s. d.		
Under Act No. 27, 1920 ... ... 2,995,493 2 6		
„ Proceeds of Sale of Treasury Bills (*in Sydney*)— £ s. d.		
Under Act No. 56, 1915 ... ... 179 0 0		
Do Act No. 27, 1919 ... ... 1,110 0 0	2,996,782 2 6	
		18,945,660 11 9
		20,807,342 16 11
To Balance on 30th June, 1922, carried forward...	..... *	10,461,290 6 9
TOTAL	..... £	31,268,633 3 8

* See page 196.

The Treasury, New South Wales,
Sydney, 11th August, 1922.

A. LYNCH,
Comptroller of Accounts.

EXPENDITURE in the Year ended 30th June, 1922—*continued.* Cr.

PARTICULARS OF EXPENDITURE.	TOTAL.
	£ s. d.
Brought forward	22,621,094 3 3
By Balance on 30th June, 1921, brought forward	8,647,539 0 5
TOTAL ... ... £	31,268,633 3 8

ARTHUR A. C. COCKS,
Treasurer.

I HEREBY CERTIFY that the above account represents the actual receipts and expenditure of the Treasurer on account of the General Loan Account during the year ended 30th June, 1922, and is in accordance with the requirements of the Audit Act, 1902, section 58.

Given under my hand, this 21st day of September, 1922.

F. A. COGHLAN,
Auditor-General.

SERVICES PROVIDED FOR BY LOANS.

ABSTRACT of Net Expenditure for Public Works and other Services provided for by Loan Acts, from year 1853 to 30th June, 1922.

Head of Service.	Amount.	Total.
	£ s. d.	£ s. d.
Railways—Duplication of portions of main trunk lines, &c.—Loan (Railways) Acts, No. 4, 1910, No 20, 1913, and No. 14, 1915	7,789,373 13 2	
Railways—from Railway Votes (opened and unopened for traffic)	83,338,142 0 8	
Do from Public Works Votes	757,218 16 5	
		91,884,734 10 3*
Tramways (opened and unopened for traffic)	.....	9,965,900 18 2
Public Buildings and Sites, &c.—		
Justice	1,016,938 4 11	
Lands (including Settlement of Returned Soldiers)	5,016,660 0 10	
Closer Settlement	5,747,000 0 0	
Educational and Scientific	1,957,244 17 1	
Charitable Institutions, Hospitals, and Institutions for the Insane	754,854 1 5	
Fire Stations	70,645 6 10	
Recreation	98,665 3 6	
Government Establishments	383,049 2 7	
New Public Abattoir at Homebush Point	1,522,955 5 10	
Meat Distributing Depôt, Pyrmont	42,814 16 3	
Agriculture	3,326,817 11 1	
Miscellaneous	414,188 7 0	
		20,351,832 17 4
Industrial Undertakings	.....	649,417 4 1
Housing Board—		
Housing Fund	985,000 0 0	
Stannumville Settlement	13,000 0 0	
		998,000 0 0
Water Supply and Sewerage—		
Metropolitan Water Supply (in operation and under construction)	11,389,446 4 11	
Metropolitan Sewerage do do	8,242,207 5 1	
		19,631,653 10 0
Hunter District Water Supply do do	1,794,007 17 3	
Do Sewerage do do	656,057 18 2	
		2,450,065 15 5
Country Towns Water Supply do do	2,200,200 1 6	
Do Sewerage do do	550,322 2 10	
		2,750,522 4 4
Conservation of Water, Artesian Boring, &c.—		
Water and Drainage Trusts, &c.	1,579,011 8 2	
River Murray Commission	436,935 7 9	
Burrinjuck Dam and Northern Murrumbidgee Irrigation ...	6,746,842 8 9	
Wentworth Irrigation Area	10,292 5 7	
		8,773,081 10 3
Roads and Bridges—		
Bridges	1,747,053 11 0	
Roads—Ordinary	409,482 15 2	
Punts	28,670 0 5	
		2,185,206 6 7
Harbours and Rivers Navigation— £ s. d.		
Improvements to Harbours and Rivers ... 4,206,561 4 1		
Wharfs, Docks, Appliances, &c. 3,348,782 19 1		
	7,555,344 3 2	
Less—Transferred to Sydney Harbour Trust	901,430 11 2	
		6,653,913 12 0
Darling Harbour Wharfs Resumptions	50,001 2 2	
Do do (Observatory Hill)	1,292,660 10 1	
		1,342,661 12 3
Carried forward ... ... £	.....	167,636,990 0 8

* The expenditure for Railways includes £175,838 13s. 1d., contributed in 1877 by the Consolidated Revenue Fund to make good the amount short realised by the negotiation of the Railway Loan under Act 36 Vic. No. 17.

The Treasury, New South Wales,
Sydney, 11th August, 1922.

SERVICES PROVIDED FOR BY LOANS.

ABSTRACT of Net Expenditure for Public Works and other Services provided for by Loan Acts, from the year 1853 to 30th June, 1922—*continued.*

Head of Service.	Amount.	Total.
	£ s. d.	£ s. d.
Brought forward	.....	167,636,990 0 8
Sydney Harbour Trust—		
From Trust Votes	5,490,162 9 7	
From Public Works Votes	857,311 2 7	
From Darling Harbour Wharfs Resumptions	3,149,768 8 4	
		9,497,242 0 6
Immigration...	.....	*569,930 0 0
Commonwealth Services—		
Construction of Telegraph and Telephone Lines	1,297,582 7 1	
Post and Telegraph Offices	464,262 7 3	
Fortifications and Defence Works	1,457,536 0 4	
Lighthouses	144,288 5 1	
Customs Buildings	54,481 5 2	
Quarantine Buildings	18,098 13 11	
Government Dockyard—Cockatoo Island	502,987 19 1	
Naval Victualling Stores, Darling Harbour	26,450 0 0	
		3,965,686 17 11
Public Works, Queensland, prior to separation from New South Wales, on 10th December, 1859—		
Public Works and Buildings	29,455 15 4	
Harbours and Rivers	5,585 13 2	
Roads and Bridges	14,814 0 0	
		49,855 8 6
Total Works and Services	..... £	181,719,704 7 7
Repayment of Loans	..... £	†55,901,306 2 3
Grand Total	..... £	237,621,010 9 10

* Inclusive of £375,500 6s. 2d. for a Debenture Debt due by the Territorial Revenue for Immigration Service at 23rd November, 1855, the date of the proclamation of the new Constitution.

† Amount of Debentures, Inscribed Stock and Treasury Bills, paid off, per Public Debt Statement (see page 179)	£ s. d. 103,265,354 18 0
Less Paid from Consolidated Revenue Fund and General Sinking Fund £9,714,054 2 5	
Municipal Debentures paid off, charged to Works Votes and Sinking Fund (Trust Fund) .. 287,700 0 0	
Treasury Bills for Works paid from General Loan Funds 36,681,794 13 4	
Included under head of Immigration 375,500 0 0	
Advances to Settlers' Stock, cancelled in terms of Section 18 of Government Savings Bank Act 1906 305,000 0 0	
	47,364,048 15 9
	£55,901,306 2 3

A. Lynch,
Comptroller of Accounts.

General Loan Account.

REPAYMENTS TO CREDIT OF VOTES.

SCHEDULE No. 1.

HARBOURS AND RIVERS.

DETAIL Statement of Repayments (on account of previous years' expenditure) during the year ended 30th June, 1922.

HEAD OF RECEIPT.	AMOUNT.
	£ s.
	Nil.
TOTAL	£ .....

General Loan Account

SCHEDULE No. 1.

HARBOURS AND RIVERS.

DETAIL Statement of Expenditure during the Year ended 30th June, 1922.

HEAD OF SERVICE.	AMOUNT. £ s. d.
Port Kembla—Improvements, Wharfage and Shipping Appliances	0 9 1
TOTAL ... ... £	0 9 1

* See page 93.

General Loan Account.

REPAYMENTS TO CREDIT OF VOTES

Schedule No. 2.

WATER CONSERVATION, IRRIGATION, WATER SUPPLY, SEWERAGE, AND DRAINAGE.

Detail Statement of Repayments (on account of previous years' expenditure) during the year ended 30th June, 1922.

HEAD OF RECEIPT.	Amount.
	£ s. d.
Sewerage Construction—	
Metropolitan Sewerage and Stormwater Channels—further sum	18 14 6
Metropolitan Board of Water Supply and Sewerage—	
Sewerage—	
Construction and Ventilation of Sewerage generally—further sum	5 3 4
Total ... ... £	23 17 10

* See page 120.

General Loan Account.

SCHEDULE No. 2.

WATER CONSERVATION, IRRIGATION, WATER SUPPLY, SEWERAGE, AND DRAINAGE.

DETAIL Statement of Expenditure during the year ended 30th June, 1922.

HEAD OF SERVICE.	AMOUNT.
	£ s. d.
	Nil.
TOTAL	£ .....

General Loan Account.

REPAYMENTS TO CREDIT OF VOTES.

SCHEDULE No. 3.

INDUSTRIAL UNDERTAKINGS.

DETAIL Statement of Repayments (on account of previous years' expenditure) during the year ended 30th June, 1922.

HEAD OF RECEIPT.	AMOUNT.		
	£	s.	d.
State Brickworks, Homebush Bay—Establishment—further sum...	10,000	0	0
TOTAL ... ... £	10,000	0	0

* See page 120.

General Loan Account.

SCHEDULE No. 3.

INDUSTRIAL UNDERTAKINGS.

DETAIL Statement of Expenditure during the Year ended 30th June, 1922.

HEAD OF SERVICE.	AMOUNT.
	£ s. d.
	Nil.
TOTAL	£ .....

General Loan Account.

Repayments to Credit of Votes.

WORKS, BUILDINGS, AND SERVICES.

Detail Statement of Repayments on Account of Previous Years' Expenditure (supplied by the Department of Public Works) during the year ended 30th June, 1922.

HEAD OF RECEIPT.	Amount.		
	£	s.	d.
Works undertaken for Shires and Municipalities under contract for repayment	2,117	0	10
Recoup to General Loan Account from Public Works Fund in terms of Appropriation	6,345	0	0
Total ... ... £	8,462	0	10

* See page 120

General Loan Account.

WORKS, BUILDINGS, AND SERVICES.

DETAIL Statement of Expenditure (supplied by the Department of Public Works) during the year ended 30th June, 1922.

HEAD OF SERVICE.	AMOUNT.
	£ s. d.
	Nil.
TOTAL	£ .. ..

No. 7.

PUBLIC WORKS ACCOUNT EXPENDITURE SUSPENSE ACCOUNT.

STATEMENT of RECEIPTS and PAYMENTS in the Year ended 30th June, 1922.

Service.	Dr. Balances on 30th June, 1921.	Payments in the Year ended 30th June, 1922.	Total.	Receipts in the Year ended 30th June, 1922.	Dr. Balances on 30th June, 1922.
	£ s. d.	£ s. d.	£ s. d.	£ s. d.	£ s. d.
Minister for Public Health and Mother-					
Purchase, Equipment, &c., of "Montrose," Burwood, for a Maternity Hospital ...	83 2 9	.....	83 2 9	83 2 9	.....
Purchase of "Fernleigh," Ashfield, for use as a Maternity Rest Home ...	618 17 1	.....	618 17 1	618 17 1	.....
Infants Welfare Centre, Woolloomooloo...	6,640 0 0	6,264 10 2	12,904 10 2	12,904 10 2	.....
Treasurer and Secretary for Finance and Trade—					
Explosives Department—					
Equipment for Testing Explosives ...	148 2 9	.....	148 2 9	148 2 9	.....
New Public Magazine at Newcastle— Additional Requirements	405 9 4	161 10 8	567 0 0	567 0 0	.....
Sydney Harbour Trust—					
Renewals and Replacement of Wharves, Jetties, and Plant and Buildings, under Reconstruction Scheme ...	.....	4,975 15 7	4,975 15 7	4,975 15 7	.....
Railways and Tramways—					
Railways and Tramways	3,474 3 3	.....	3,474 3 3	3,474 3 3	.....
Secretary for Lands—					
Terragong Swamp—Renewal of Drains...	.....	55 13 0	55 13 0	25 0 6	30 12 6
Minister for Public Works—					
Maroubra Bay Works—Levelling Land, &c.	18,946 19 2	26,348 12 0	45,295 11 2	45,295 11 2	.....
State Power Supply	.....	873 18 3	873 18 3	.....	873 18 3
Southern Breakwater, Newcastle Harbour	.....	2,345 18 0	2,345 18 0	0 6 10	2,345 11 2
Metropolitan Board of Water Supply and Sewerage—					
Renewals of Water Mains, &c.... ...	.....	1,737 4 6	1,737 4 6	1,737 4 6	.....
Public Watering Places	.....	1,804 14 4	1,804 14 4	.....	1,804 14 4
Public Instruction—					
School Buildings, Teachers' Residences, Sites Trade Schools, Technical Education, Teachers' Training College and other Buildings, Erections, Additions, Improvements, Equipment, Renewals, and Materials	.....	54,018 17 11	54,018 17 11	54,018 17 11	.....
Department of Agriculture—					
Hawkesbury Agricultural College— Installation of New Boiler	13 6 6	.....	13 6 6	13 6 6	.....
Minister for Local Government—					
Provision of Punt over Cook's River, Approaches, &c.; Grants to Councils for improvements to Lord's Road, and for construction of new Main Road to connect Botany Road (Botany) with Bay Road (Rockdale)—further sum ...	.....	170 19 5	170 19 5	170 19 5	.....
Works undertaken for Shires and Municipalities under Contract for Repayment—Parramatta Road	11,665 7 3	6,525 14 1	18,191 1 4	18,191 1 4	.....
Works undertaken for Unemployed Returned Sailors and Soldiers, and other unemployed	.....	94,073 4 2	94,073 4 2	165 8 0	93,907 16 2
Newcastle City Council—Advance to provide work for unemployed	.....	10,000 0 0	10,000 0 0	.....	10,000 0 0
Total... ... ... £	41,995 8 1	209,356 12 1	251,352 0 2	142,389 7 9	*108,962 12 5

* See page 196.

The Treasury, New South Wales,
Sydney, 11th August, 1922.

A. Lynch,
Comptroller of Accounts.

ARTHUR A. C. COCKS,
Treasurer.

No. 8.

LOANS EXPENDITURE SUSPENSE ACCOUNT.

STATEMENT of RECEIPTS and PAYMENTS during the Year ended 30th June, 1922.

Service.	Dr. Balances on 30th June, 1921.	Payments during the Year ended 30th June, 1922.	Total.	Receipts during the Year ended 30th June, 1922.	Dr. Balances on 30th June, 1922.
	£ s. d.	£ s. d.	£ s. d.	£ s. d.	£ s. d.
Sydney Harbour Trust—					
Towards Construction of Works generally, and for the improvement of the Port	.....	110,601 17 3	110,601 17 3	110,601 17 3	.....
Works carried out at Glebe Island	90,520 4 7	.....	90,520 4 7	90,520 4 7	.....
Railways—					
Rolling Stock to meet additional traffic requirements, and equipment of New Lines; Additions to Railway Lines, Stations, and Buildings, and for other purposes; and towards Equipment of Refreshment Rooms	149,667 7 9	490,385 14 4	640,053 2 1	640,053 2 1	.....
Duplication of Lines	.....	259,371 16 11	259,371 16 11	127,598 6 5	131,773 10 6
Flemington to Belmore, and Wardell-road to Glebe Island, and Rozelle Bay to Darling Island Railways, including the remodelling of Darling Harbour Lines	73,440 15 6	76,161 12 8	149,602 8 2	149,602 8 2	.....
Railway connection to Terminal Wheat Elevator, Glebe Island	22,035 18 4	.....	22,035 18 4	22,035 18 4	.....
Electrification of Railway Lines	14,617 7 11	30,926 5 5	45,543 13 4	45,543 13 4	.....
Tramways—					
Additions to Lines, Workshops, Buildings, Rolling-stock, &c.	8,113 4 5	69,425 5 8	77,538 10 1	67,995 19 0	9,542 11 1
Railway Construction—					
North Coast Railway	.....	31,428 3 1	31,428 3 1	74 15 7	31,353 7 6
Dubbo to Werris Creek	5,024 19 8	26,744 1 11	31,769 1 7	19,371 8 6	12,397 13 1
Regent's Park to Enfield Marshalling Yards	11,689 15 3	.....	11,689 15 3	11,689 15 3	.....
Craboon to Coolah	.....	363 19 7	363 19 7	363 19 7	.....
Molong to Dubbo	3,879 6 6	78,408 3 7	82,278 10 1	42,825 11 7	39,452 18 6
Cooma to Bombala	40,898 8 8	13,689 17 6	54,588 6 2	54,588 6 2	.....
Glenreagh to Dorrigo	28,285 16 7	108,896 10 2	137,182 6 9	73,220 11 6	63,961 15 3
Wagga Wagga to Tumbarumba	6,348 18 5	942 14 8	7,291 13 1	7,291 13 1	.....
Regent's Park to Cabramatta	.....	68,339 18 11	68,339 18 11	8,895 16 3	59,444 2 8
Canowindra to Eugowra	.....	28,416 10 7	28,416 10 7	81 0 4	28,335 10 3
Coonabarabran to Burren Junction	.....	5,385 7 1	5,385 7 1	5,385 7 1	.....
Barmedman to Rankin's Springs	6,759 18 4	75,513 4 8	82,273 3 0	39,838 4 6	42,434 18 6
Yanco to Griffith	.....	11,986 4 11	11,986 4 11	11,730 5 5	255 19 6
Gilmore to Batlow	22,411 16 0	33,611 1 7	56,022 17 7	47,699 1 4	8,323 16 3
Tarana to Oberon	3,693 1 4	22,845 5 5	26,538 6 9	16,899 16 0	9,638 10 9
City and Suburban Railways, Land Resumptions, &c.	.....	11,038 16 0	11,038 16 0	.....	11,038 16 0
Main Roads—					
Woodville (Dog-trap) Road	6,013 11 8	11,452 8 0	17,465 19 8	17,465 19 8	.....
Liverpool towards Campbelltown	.....	14,598 9 11	14,598 9 11	14,598 9 11	.....
Reconstruction of Main South Coast Road (Princes Highway) from Cook's River to Tom Ugly's Point	7,890 14 1	21,619 19 9	29,510 13 10	29,510 13 10	.....
Great Southern Road from western boundary of Ashfield Municipality to the western boundary of Bankstown Municipality	.....	125 13 9	125 13 9	125 13 9	.....
Great Southern Road from western boundary of Bankstown to Liverpool	.....	13,636 9 1	13,636 9 1	13,636 9 1	.....
Great Western Road from Parramatta towards Penrith	.....	16,098 4 7	16,098 4 7	16,098 4 7	.....
Great Northern Road from Parramatta towards Windsor	.....	473 3 8	473 3 8	473 3 8	.....
South Coast Road, George's River to Sutherland	.....	249 13 9	249 13 9	249 13 9	.....
Carried forward ... £	501,282 5 0	1,632,736 14 5	2,134,018 19 5	1,686,065 9 7	447,953 9 10

LOANS EXPENDITURE SUSPENSE ACCOUNT—*continued*

Service.	Dr. Balances on 30th June, 1921.	Payments during the Year ended 30th June, 1922.	Total.	Receipts during the Year ended 30th June, 1922.	Dr. Balances on 30th June, 1922.
	£ s. d.	£ s. d.	£ s. d.	£ s. d.	£ s. d.
Brought forward	501,282 5 0	1,632,736 14 5	2,134,018 19 5	1,686,065 9 7	447,953 9 10
Public Works Department—					
Long Cove Canal—Extension of Channel	.....	1,957 8 0	1,957 8 0	.....	1,957 8 0
Harbours and Rivers—					
Port Kembla Harbour Improvements	7,121 13 10	8,045 2 2	15,166 16 0	15,166 16 0	.....
Coff's Harbour Improvements, Jetty Extension, &c.	10,429 11 7	5,123 16 7	15,553 8 2	15,553 8 2	.....
Newcastle Harbour Improvements	13,381 7 5	7,360 6 3	20,741 13 8	20,741 13 8	.....
Water Supplies—					
Country Towns Water Supplies	.....	3,827 11 8	3,827 11 8	3,827 11 8	.....
Improvements Sydney Water Supply	.....	128,301 10 10	128,301 10 10	62,130 2 0	66,171 8 10
Hunter District Water Supply—Amplification...	.....	27,619 12 9	27,619 12 9	79 4 7	27,540 8 2
Sewerage Construction—					
Metropolitan Sewerage and Stormwater Channels	14,327 10 1	20,544 7 1	34,871 17 2	34,871 17 2	.....
Newcastle Sewerage	.....	308 7 0	308 7 0	308 7 0	.....
Metropolitan Board of Water Supply and Sewerage—					
Water Supply—					
General Reticulation, Improvements, &c., including Sydney Water Supply, Amplification—further sum	.....	120,309 1 0	120,309 1 0	120,309 1 0	.....
Sewerage—					
Construction and Ventilation of Sewers generally	34,434 11 1	41,243 3 5	78,677 14 6	78,677 14 6	.....
Department of Agriculture—Miscellaneous—					
Grain Terminal Elevators—Construction of and for purposes incidental thereto	31,864 1 6	74,648 3 8	106,512 5 2	106,512 5 2	.....
Grain Elevators (Country)—Towards Construction of permanent Working Houses—further sum	.....	51,349 0 2	51,349 0 2	9,005 17 8	42,343 2 6
Veterinary Station, Glenfield	.....	1,225 5 3	1,225 5 3	1,225 5 3	.....
Water Conservation and Irrigation Commission—					
For the Construction of Burrinjuck Dam, Murrumbidgee Canals, and Works generally; Murrumbidgee Irrigation Areas, Purchase of Stock, Assisting Settlers, Payment of Tenant Rights, &c.	37,617 8 3	25,593 6 1	63,210 14 4	63,210 14 4	.....
Shallow Boring—to provide Water Supplies for Settlers	7,598 7 10	15,808 15 10	23,407 3 8	23,407 3 8	.....
Returned Soldiers' Settlement—To provide for Settlement of Discharged Soldiers on Irrigation Farms and to assist them in the development thereof	.....	20,000 0 0	20,000 0 0	20,000 0 0	.....
Total ... ... £	658,056 16 7	2,189,601 12 2	2,847,058 8 9	2,261,092 11 5	*585,965 17 4

* See page 196.

The Treasury, New South Wales,
Sydney, 11th August, 1922.

A. Lynch,
Comptroller of Accounts.

ARTHUR A. C. COCKS,
Treasurer.

No. 9.

MISCELLANEOUS ACCOUNTS.

STATEMENT of RECEIPTS and PAYMENTS during the Year ended 30th June, 1922.

Accounts.	Balances on 30th June, 1921.		Payments during the Year ended 30th June, 1922.	Total.	Receipts during the Year ended 30th June, 1922.	Balances on 30th June, 1922.	
	Dr.	Cr.				Dr.	Cr.
	£ s. d.	£ s. d.	£ s. d.	£ s. d.	£ s. d.	£ s. d.	£ s. d.
Coal Purchase Suspense Account	190,744 6 7	.....	.....	190,744 6 7	85,298 12 11	*105,445 13 8	.....
Railway Store Suspense Account	183,952 8 8	.....	99,425 10 0	283,377 18 8	.....	*283,377 18 8	.....
Government Printer Stores Suspense Account	100,000 0 0	.....	.....	100,000 0 0	84,000 0 0	*16,000 0 0	.....
Government Dockyard—Store Advance Account—London Payments Suspense Account	15,000 0 0	.....	.....	15,000 0 0	.....	*15,000 0 0	.....
Miners' Accident Relief (Repeal) Act, No. 46, 1916 (*section* 6)	.....	233,500 0 0	†71,000 0 0	162,500 0 0	.....	... .	‡162,500 0 0

† New South Wales Funded Stock to face value of £71,000 matured 10th August, 1921. Proceeds carried to Consolidated Revenue Account in terms of Section 6 of Act No. 46, 1916. * See page 196. ‡ See pag 194.

The Treasury, New South Wales,
Sydney, 11th August, 1922.

A. Lynch,
Comptroller of Accounts.

ARTHUR A. C. COCKS,
Treasurer.

No. 9.

MISCELLANEOUS ACCOUNTS.

STATEMENT of RECEIPTS and PAYMENTS during the Year ended 30th June, 1922.

	Balance on 30th June, 1921.		Receipts during the Year ended 30th June, 1922.	Payments during the Year ended 30th June, 1922.	Balance on 30th June, 1922.	
	Dr.	Cr.			Dr.	Cr.
	£ s. d.	£ s. d.	£ s. d.	£ s. d.	£ s. d.	£ s. d.
Coal Tar Dyes Bonuses Account	180,744 0 7	.....	50,200 12 11	*105,145 17 8	.....	.....
Railway Fares Bonuses Account	183,952 8 9	.....	92,420 10 0	*262,317 15 8	.....	.....
Government Printer Bonuses Account	100,000 0 0	.....	81,000 0 0	*16,000 0 0	.....	.....
Government Printer—Plant Bonuses Account	15,000 0 0	.....	15,000 0 0	*15,000 0 0	.....	.....
Stamp Duties Refund (Dispute) Act, No. 16, 1918 (section 6)	.....	313,300 0 0	174,000 0 0	163,300 0 0	.....	1123,300 0 0

The Treasury, New South Wales,
Sydney, 11th August, 1922.

A. LYNCH,
Comptroller of Accounts.

ARTHUR A. C. COOKE,
Treasurer.

K.

RAILWAYS LOAN ACCOUNT.

(Act No. 4, 1910.)

GENERAL ACCOUNT

OF

RECEIPTS AND EXPENDITURE

TO

30TH JUNE, 1922.

STATEMENT

RAILWAYS LOAN

Dr. GENERAL ACCOUNT of RECEIPTS and

PARTICULARS.	TOTAL.		
	£	s.	d.
To PAYMENTS made to 30th June, 1922, under Loan Appropriations, on account of Railways (to meet the cost of Duplicating portions of Main Trunk Lines and other Works in connection therewith, including £1,730,073, repayment of Railway Loans)	3,727,532	17	2
To REPAYMENT of Advance from Consolidated Revenue Account, under Section 7, Sub-section 3 of Loan (Railways) Act No. 4, 1910	100,000	0	0
TOTAL ... ... £	3,827,532	17	2

The Treasury, New South Wales,
Sydney, 11th August, 1922

A. LYNCH,
Comptroller of Accounts.

K.

ACCOUNT (Act No. 4, 1910).

EXPENDITURE to 30th June, 1922. Cr.

PARTICULARS.	TOTAL.		
	£	s.	d.
By PROCEEDS of Sale of Funded Stock issued under Loan (Railways) Act No. 4, 1910, per Public Debt Statement	1,997,459	17	2
By PROCEEDS of Sale of Funded Stock issued under Act No. 51, 1912, per Public Debt Statement	1,559,716	0	0
By PROCEEDS of Sale of Funded Stock issued under Acts No. 51, 1912, and No. 30, 1914, per Public Debt Statement	170,357	0	0
By ADVANCE from Consolidated Revenue Account, under Section 7, Sub-section 3 of Loan (Railways) Act No. 4, 1910	100,000	0	0
TOTAL ... ... £	3,827,532	17	2

ARTHUR A. C. COCKS,
Treasurer.



L.

RAILWAYS LOAN ACCOUNT, 1913.

(Act No. 20, 1913.)

GENERAL ACCOUNT

OF

RECEIPTS AND EXPENDITURE

TO

30TH JUNE, 1922.

Statement L.

RAILWAYS LOAN ACCOUNT, 1913 (Act No. 20, 1913).

Dr. GENERAL ACCOUNT OF RECEIPTS AND EXPENDITURE TO 30TH JUNE, 1922. *Cr.*

PARTICULARS.	TOTAL. £ s. d.
To PAYMENTS made to 30th June, 1922, under Loan Appropriation, on account of Railways (towards the purchase and construction of Rolling Stock for Railways, and to meet the cost of duplicating portions of Main Trunk Lines of Railway and other Works in connection therewith, Act No. 20, 1913) ...	2,791,913 16 0
TOTAL	£ 2,791,913 16 0

PARTICULARS.	TOTAL. £ s. d.
By PROCEEDS of sale of Inscribed Stock issued under Loan (Railways) Act, No. 20, 1913, per Public Debt Statement	2,791,913 16 0
TOTAL	£ 2,791,913 16 0

The Treasury, New South Wales,
Sydney, 11th August, 1922.

A. LYNCH,
Comptroller of Accounts.

ARTHUR A. C. COCKS,
Treasurer.



M.

RAILWAYS LOAN ACCOUNT, 1915.

(Act No. 14, 1915.)

GENERAL ACCOUNT

OF

RECEIPTS AND EXPENDITURE

TO

30TH JUNE, 1922.

STATEMENT

RAILWAYS LOAN ACCOUNT, 1915 (Act No. 14, 1915).

Dr. GENERAL ACCOUNT of RECEIPTS and EXPENDITURE to 30th June, 1922. Cr.

PARTICULARS.	TOTAL. £ s. d.
To PAYMENTS made to 30th June, 1922, under Loan Appropriation, on account of Railways (to meet the cost of Duplicating portions of Main Trunk Lines and other Works in connection therewith)	3,000,000 0 0
TOTAL ... ... £	3,000,000 0 0

The Treasury, New South Wales,
Sydney, 11th August, 1922.

A. LYNCH,
Comptroller of Accounts.

M.

PARTICULARS.	TOTAL. £ s. d.
By PROCEEDS of Sale of Treasury Bills issued under Loan (Railways) Act No. 14, 1915, per Public Debt Statement	3,000,000 0 0
TOTAL ... ... £	3,000,000 0 0

ARTHUR A. C. COCKS,
Treasurer.

66379—S



N.

OLD LOANS AND GENERAL LOAN ACCOUNT.

GENERAL ACCOUNT

OF

RECEIPTS AND EXPENDITURE

TO

30TH JUNE, 1922.

STATEMENT

OLD LOANS AND GENERAL

Dr. GENERAL ACCOUNT of RECEIPTS and

PARTICULARS.	Total. £ s. d.
To Payments made to 30th June, 1922, under Loan Appropriations, on account of Railways (exclusive of Duplication of portions of Main Trunk Lines, &c., £7,789,373 13s. 2d., and repayment of Railway Loans, £1,730,073), Public Works, and other Services, as per Abstract of Expenditure, page 130	228,101,563 16 8
To Treasury Bills issued under Act 55 Victoria No. 7, paid off	4,000,000 0 0
To Treasury Bills issued under Act No. 46, 1899, paid off	4,000,000 0 0
To Treasury Bills issued under Act No. 10, 1900, paid off	1,000,000 0 0
To Treasury Bills issued under Act No. 94, 1902, paid off	4,000,000 0 0
To Treasury Bills issued under Act No. 14, 1903, paid off	250,000 0 0
To Treasury Bills issued under Act No. 31, 1904, paid off	240,000 0 0
To Treasury Bills issued under Acts No. 36, 1905, and No. 19, 1907, paid off	1,250,000 0 0
To Treasury Bills issued under Act No. 43, 1910, paid off	277,600 0 0
To Treasury Bills issued under Act No. 25, 1911, paid off	2,000,000 0 0
To Treasury Bills issued under Act No. 57, 1912, paid off	2,750,000 0 0
To Treasury Bills issued under Acts No. 43, 1910, and No. 57, 1912, paid off	2,000,000 0 0
To Treasury Bills issued under Act No. 5, 1914, paid off	3,800,000 0 0
To Treasury Bills issued under Acts Nos. 5 and 31, 1914, paid off	55,000 0 0
To Treasury Bills issued under Act No. 31, 1914, paid off	988,000 0 0
To Treasury Bills issued under Act No. 56, 1915, paid off	1,042,933 6 8
To Treasury Bills issued under Act No. 73, 1916, paid off	24,700 0 0
To Treasury Bills issued under Act No. 27, 1919, paid off	2,112,800 0 0
To Treasury Bills issued under Act No. 27, 1920, paid off	3,000,000 0 0
To Treasury Bills issued under Redemption Act No. 8, 1904, paid off	1,902,900 0 0
To Treasury Bills issued under Inscribed Stock (Renewals) Amendment Act No. 30, 1914, paid off	1,987,861 6 8
To Payments from amount recovered from the Mercantile Mutual Insurance Company ...	1,513 0 0
To Repayment of Advances from the Consolidated Revenue Fund made pending Realisation of Loans Authorised	1,500,000 0 0
To Repayment to the Curator of Intestate Estates of Advances made pending Realisation of Loans Authorised	50,000 0 0
Carried forward	£266,334,871 10 0

N.

LOAN ACCOUNT.

EXPENDITURE to 30th June, 1922. Cr.

PARTICULARS.	Amount. £ s. d.	Total £ s d.
By Proceeds of Debentures, Funded and Inscribed Stock, issued for Public Works and other Services provided for by Loans, and Proceeds of sale of Treasury Deficiency Bills, and Advances to Settlers Stock (*per Public Debt Statement*)...	.....	200,099,028 12 2
By Proceeds of Sale of Treasury Bills for Public Works (*per Public Debt Statement*) :—		
Issued under Act No. 55 Vic. No. 7, to extent of £4,000,000 ...	3,983,077 1 9	
Issued under Act No. 46, 1899, to extent of £4,000,000... ...	3,972,506 6 6	
Issued under Act No. 10, 1900, to extent of £1,000,000... ...	986,564 10 0	
Issued under Act No. 94, 1902, to extent of £4,000,000... ...	3,964,044 9 5	
Issued under Act No. 14, 1903, to extent of £250,000	249,684 7 6	
Issued under Act No. 31, 1904, to extent of £240,000	239,100 0 0	
Issued under Acts No. 36, 1905, and No. 19, 1907, to extent of £1,250,000...	1,247,812 10 0	
Issued under Act No. 43, 1910, to extent of £277,600	276,540 0 0	
Issued under Act No. 25, 1911, to extent of £2,000,000... ...	1,996,502 10 0	
Issued under Act No. 57, 1912, to extent of £2,750,000... ...	2,730,197 10 0	
Issued under Acts No. 43, 1910, and No. 57, 1912, to extent of £2,000,000...	1,987,131 5 0	
Issued under Act No. 5, 1914, to extent of £3,800,000	3,792,484 0 0	
Issued under Acts No. 5 and No. 31, 1914, to extent of £4,455,000	4,455,000 0 0	
Issued under Act No. 31, 1914, to extent of £990,000	984,093 0 0	
Issued under Act No. 56, 1915, to extent of £1,133,833 6s. 8d....	1,129,885 2 8	
Issued under Act No. 73, 1916, to extent of £40,200	40,069 0 0	
Issued under Act No. 27, 1919	2,114,704 10 0	
Issued under Act No. 27, 1920, to extent of £3,000,000... ...	2,995,493 2 6	
Issued under Loan (Railways) Act No. 14, 1915, to extent of £3,000,000	3,000,000 0 0	40,144,889 5 4
By Proceeds of Sale of Treasury Bills, issued under Act No. 8, 1904, to extent of £1,902,900 for redemption of Treasury Bills issued under Act 46, 1899 (*per Public Debt Statement*)	.....	1,901,928 15 0
By Proceeds of Sale of Treasury Bills issued under Inscribed Stock (Renewals) Amendment Act No. 30, 1914, to extent of £2,333,461 6s. 8d. (*per Public Debt Statement*)...	.....	2,330,783 14 6
By Proceeds of Sale of Debentures Funded and Inscribed Stock issued under Inscribed Stock (Issue and Renewals) Act No. 51, 1912, and Inscribed Stock (Renewals) Amendment Act No. 30, 1914 (*per Public Debt Statement*)	.....	25,440,946 8 3
		£269,917,576 15 3
Less—		
Amount of Proceeds credited to Railways Loan Accounts ...	.....	9,519,446 13 2
Carried forward	.....	£260,398,130 1

Dr. GENERAL ACCOUNT of RECEIPTS and

PARTICULARS OF RECEIPTS.	Amount.	Total
	£ s. d.	£ s. d
Brought forward ... ... £	.....	266,334,871 10 0
Total ... ... £	.....	266,334,871 10 0

The Treasury, New South Wales,
Sydney, 11th August, 1922.

A. Lynch,
Comptroller of Accounts.

EXPENDITURE to 30th June, 1922. Cr.

PARTICULARS.		Amount.	Total.
		£ s. d.	£ s. d.
Brought forward ... ... £		.....	260,398,130 2 1
Less—			
Amount of Proceeds included in Public Debt Statement, but not credited to either Old Loans or General Loan Account, viz.:—			
Immigration	£724,733 3 1		
Treasury Bills, Act 53 Vic. No. 9 ...	2,502,884 0 0		
Treasury Bills, Act 59 Vic. No. 22 ...	1,174,700 0 0		
Treasury Bills, Acts No. 68, 1900, & No. 8, 1901	755,179 4 8		
Treasury Bills, Act No. 30, 1905	336,890 0 0		
Municipal Council of the City of Sydney—Waterworks	85,000 0 0		
Municipal Council of the City of Sydney—Sewerage Works	126,000 0 0		
Municipal Council, Darlington—Sewerage Works	5,000 0 0		
Municipal Council, Redfern—Sewerage Works	27,532 11 10		
Newcastle Borough Council—Water Supply Works	16,000 0 0		
North Sydney Borough Council—Sewerage Works	4,400 0 0		
Balmain Municipal Council—Sewerage Works	2,500 0 0		
Ashfield Municipal Council—Sewerage Works	9,700 0 0		
Glebe Municipal Council—Sewerage Works...	9,100 0 0		
Advances to Settlers Act of 1899	424,450 0 0		
		6,204,068 19 7	
Act 16 Victoria No. 39—			
Amount over-raised on issue of £200,000, and paid over to Sydney Railway Company ...	£7,365 3 4		
Less Amount short-raised on issue of £17,500 provided from Consolidated Revenue ...	929 0 0		
		6,436 3 4	
Amounts over-raised and credited to Consolidated Revenue Fund, viz.:—Act 35 Victoria No. 5	£444 19 6		
Act 36 Victoria No. 2	15,833 10 9		
Act 41 Victoria No. 7	25,116 18 9	41,395 9 0	
			6,251,900 11 11
Net Proceeds credited to Old Loans and General Loan Account		..... £	254,146,229 10 2
By Amount transferred from the Consolidated Revenue Fund, in terms of Act 41 Victoria No. 8, to make good the amount short-raised in negotiation of Debentures authorised to be issued under Act 36 Victoria No. 17. (Issue, £1,901,500; net proceeds, £1,725,661 6s. 11d.)		.....	175,838 13 1
By Amount recovered from the Mercantile Mutual Insurance Company (Limited), to make good damage by fire to Hawkesbury Agricultural College Buildings, Richmond...		.....	1,513 0 0
By Amount advanced from Consolidated Revenue Fund, pending the realisation of Loans authorised...		.....	1,500,000 0 0
By Amount advanced by Curator of Intestate Estates, pending the realisation of Loans authorised		.....	50,000 0 0
By Debit Balance, General Loan Account, 30th June, 1922 ...		.....	*10,461,290 6 9
Total ... . £		.....	266,334,871 10 0

* See page 196.

ARTHUR A. C. COCKS,
Treasurer.

Statement O.

APPENDIX TO PUBLIC DEBT STATEMENT.

STATEMENT showing the result of Sales of Debentures, Funded and Inscribed Stock, and Treasury Bills from 1st July, 1921, to 30th June, 1922.

Particulars.	Year of Maturity.	Amount of Principal.	Nominal Rate of Interest.	Date from which Interest accrues.	Price of Issue per cent.	Gross Amount raised.	Discount allowed on Prepayment of Instalments.	Accrued Interest to date of Instalments credited to Revenue.	Charges for Negotiation.					Net Amount credited to General Loan Account.	Interest on Overdue Instalments credited to Revenue.
									Brokerage and Underwriting.	Bank Commission.	Postage and Petty Expenses.	Other Expenses including Stamp Duty.	Total Charges		
Negotiated in Sydney.		£ s. d.	%		£ s. d.	£ s. d.	£ s. d.	£ s. d.	£ s. d.	£ s. d.	£ s. d.	£ s. d.	£ s. d.	£ s. d.	£ s. d.
Debentures—															
Act No. 27, 1919 ...	1925	.....	5½	.....	.....	.....	.....	.....	.....	.....	.....	.....	.....	(a) 1,163 1 0	.....
	1930	73,200 0 0	5½	1 June, 1921	100 0 0	73,200 0 0	.....	.....	.....	.....	.....	.....	.....	73,200 0 0	.....
Act No. 27, 1920 ...	1927	416,700 0 0	5¾	1 Mar., 1922	100 0 0	416,700 0 0	.....	.....	1,500 0 0	.....	.....	.....	1,500 0 0	415,200 0 0	.....
	1932	359,800 0 0	5½	1 Mar., 1922	100 0 0	359,800 0 0	.....	.....	800 0 0	.....	.....	.....	800 0 0	359,000 0 0	.....
Treasury Bills—															
Act No. 56, 1915 ...	1920	.....	5	.....	.....	.....	.....	.....	.....	.....	.....	.....	.....	(a) 164 0 0	.....
	1920	.....	5	.....	.....	.....	.....	.....	.....	.....	.....	.....	.....	(a) 15 0 0	.....
	1922	.....	5½	.....	.....	.....	.....	.....	.....	.....	.....	.....	.....	(a) 90 10 0	.....
	1922	.....	5½	.....	.....	.....	.....	.....	.....	.....	.....	.....	.....	(a) 588 10 0	.....
Act No. 27, 1919 ...	1922	.....	5½	.....	.....	.....	.....	.....	.....	.....	.....	.....	.....	(a) 336 10 0	.....
	1922	.....	5½	.....	.....	.....	.....	.....	.....	.....	.....	.....	.....	(a) 26 10 0	.....
	1922	.....	5½	.....	.....	.....	.....	.....	.....	.....	.....	.....	.....	(a) 68 0 0	.....
Funded Stock—	1924	.....	5¼	.....	.....	.....	.....	.....	.....	.....	.....	.....	.....	(a) 847 16 10	.....
	1927	.....	5	.....	.....	.....	.....	.....	.....	.....	.....	.....	.....	(a) 68 11 11	.....
	1929	.....	5	.....	.....	.....	.....	.....	.....	.....	.....	.....	.....	(a) 83 8 6	.....
Act No. 51, 1912 ...	1926	4,558,273 0 0	5¾	Various dates from 10 Aug., 1921, to 10 Feb., 1922.	100 0 0	4,558,273 0 0	.....	.....	2,000 0 0	.....	.....	.....	2,000 0 0	4,556,273 0 0	.....
	1931	296,727 0 0	5½	Various dates from 10 Aug., 1921, to 8 Feb., 1922.	100 0 0	296,727 0 0	.....	.....	1,000 0 0	.....	.....	.....	1,000 0 0	295,727 0 0	.....
Act No. 56, 1915...	1927	.....	5	.....	.....	.....	.....	.....	.....	.....	.....	.....	.....	(a) 253 3 5	.....
	1924	17,700 0 0	5½	5 July, 1921	100 0 0	17,700 0 0	.....	.....	.....	.....	.....	.....	.....	17,700 0 0	.....
Act No. 27, 1919 ...	1924	6,820 0 0	5½	23 July, 1921	100 0 0	6,820 0 0	.....	.....	.....	.....	.....	.....	.....	6,820 0 0	.....
	1930	395,550 0 0	5½	Various dates from 4 July, 1921, to 30 June, 1922.	100 0 0	395,550 0 0	.....	.....	.....	.....	.....	.....	.....	395,550 0 0	.....
Act No. 27, 1920 ...	1926	1,829,268 0 0	5¾	Various dates from 10 Feb., 1922, to 30 June, 1922.	100 0 0	1,829,268 0 0	.....	.....	5,500 0 0	.....	.....	.....	5,500 0 0	1,823,768 0 0	.....
	1931	713,589 0 0	5½	Various dates from 16 Feb., 1922. to 29 June, 1922.	100 0 0	713,589 0 0	.....	.....	1,900 0 0	.....	.....	.....	1,900 0 0	711,689 0 0	.....
Act No. 21, 1921 ...	1927	1,000,000 0 0	5½	15 June, 1922	100 0 0	1,000,000 0 0	.....	.....	.....	.....	.....	.....	.....	1,000,000 0 0	.....
Negotiated in London.															
Treasury Bills—															
Act No. 27, 1920 ...	1922	3,000,000 0 0	(b)	(b)	100 0 0	3,000,000 0 0	.....	.....	1,500 0 0	1,500 0 0	.....	1,506 17 6	4,506 17 6	(b) 2,995,493 2 6	.....
Inscribed Stock—															
Acts Nos. 51, 1912, and 30, 1914 (Renewals)	1930/1940	7,000,000 0 0	6	1 May, 1922	97 0 0	6,790,000 0 0	.....	.....	.....	.....	.....	507 10 0	507 10 0	(c) 3,497,492 10 0	.....
Act No. 7, 1917 ...	1930/1940	3,000,000 0 0	6	1 Nov., 1921	95 10 0	2,865,000 0 0	3,527 5 0	.....	51,851 0 0	7,500 0 0	79 14 1	9,655 1 11	69,085 16 0	(d) 2,794,042 17 7	77 19 11

(a) Transferred from Loans Proceeds Suspense Account, balances of amounts deducted from proceeds of sales in previous years for payment of brokerage, not required. (b) Currency 184 days, due 2nd February, 1922; discounted at £5 2s. 6d. per cent., 2nd August, 1921, the amount of discount being £77,506 17s. (c) Part proceeds only—balance to be credited in 1922-23. (d) Includes £1,655 18s. 7d., representing interest on prepaid Instalments credited from Consolidated Revenue Account.

The Treasury, New South Wales,
Sydney, 11th August, 1922.

A. LYNCH,
Comptroller of Accounts

STATEMENT

OF THE

PARTICULARS OF THE PUBLIC DEBT OF THE STATE

OF

NEW SOUTH WALES,

TO

30TH JUNE, 1922.

STATEMENT OF THE PARTICULARS OF THE PUBLIC DEBT OF THE STATE OF NEW SOUTH WALES, ON 30TH JUNE, 1922.

Year Raised.	Services.	Authority.	Amount authorised to be raised.	Amount of Debentures, Funded and Inscribed Stock sold.	Net Amount raised.	Amount over-raised.	Particulars of the several Issues of Debentures. Amount of each Issue Sold.	Paid off.	Outstanding.	Due Dates.	Rate of Interest per annum.	Annual Interest on Total Loan outstanding for each Service.
	OLD LOANS.		£ s. d.	£ s. d.	£ s. d.	£ s. d.	£ s. d.	£	£ s. d.			£ s. d.
	DEBENTURES.											
1842-55	Immigration	*Govt. Gazettes*, 1841 to 1855.	705,200 0 0	705,200 0 0	724,733 3 1	19,533 3 1	705,200 0 0	[1] 705,200	.....	.....	2¾d. to 5¼d. per cent. per diem.	
1853-5	Loans to the Sydney Railway Company...	16 Vic., No. 39	217,500 0 0	217,500 0 0	223,936 3 4	[3] 6,436 3 4	217,500 0 0	217,500	.....	.....	2¾d. and 3¼d. per cent. per diem.	
1854-9	Sydney Sewerage	17 Vic., No. 34	200,000 0 0	209,030 0 0	200,970 18 3	.....	25,900 0 0	25,900	.....	.....	3¼d. per cent. per diem, and 4 and 5 per cent. per ann.	
						.....	97,500 0 0	97,500	.....	.....		
						.....	6,730 0 0	6,680	50 0 0	[2] 1882		
						.....	24,000 0 0	24,000	.....	.....		
						.....	54,900 0 0	54,900	.....	.....		
1854-8	Sydney Water Supply	17 Vic., No. 35	200,000 0 0	208,400 0 0	200,808 15 3	.....	29,000 0 0	29,000	.....	.....		
						.....	50,700 0 0	50,700	.....	.....		
						.....	36,700 0 0	36,700	.....	.....		
						.....	31,000 0 0	31,000	.....	.....		
						.....	61,000 0 0	61,000	.....	.....		
1855-67	Public Works	18 Vic., No. 35	178,750 0 0	144,000 0 0	134,615 10 6	.....	21,000 0 0	21,000	.....	.....		
						.....	12,800 0 0	12,800	.....	.....		
						.....	70,200 0 0	70,200	.....	.....		
						.....	40,000 0 0	40,000	.....	.....		
1855-7	Railways	18 Vic., No. 40	624,733 18 8	666,800 0 0	628,541 15 5	.....	291,800 0 0	291,800	.....	.....		
						.....	139,000 0 0	139,000	.....	.....		
						.....	100,000 0 0	100,000	.....	.....		
						.....	133,300 0 0	133,300	.....	.....		
						.....	2,700 0 0	.....	2,700 0 0	Permanent		135 0 0
1856-61	Public Works	19 Vic., Nos. 38 & 40.	445,323 0 0	410,500 0 0	394,624 14 0	.....	46,200 0 0	46,200	.....	.....		
						.....	150,000 0 0	150,000	.....	.....		
						.....	70,800 0 0	70,600	200 0 0	[2] 1882		
						.....	136,800 0 0	136,800	.....	.....		
						.....	6,700 0 0	6,700	.....	.....		
1856-8	To pay off Land and Immigration Debentures.	20 Vic., No. 1	73,776 0 0	73,700 0 0	70,276 16 11	.....	70,500 0 0	70,500	.....	.....		
						.....	3,200 0 0	3,200	.....	.....		
1856	Railways	20 Vic., No. 1	200,000 0 0	203,000 0 0	199,997 10 0	.....	203,000 0 0	203,000	.....	.....		
1857	To pay off Land and Immigration Debentures.	20 Vic., No. 16	130,400 0 0	132,300 0 0	130,311 0 0	.....	132,300 0 0	132,300	.....	.....		
1858-9	Public Works	20 Vic., No. 33	107,717 18 11	112,000 0 0	106,988 12 6	.....	100,000 0 0	100,000	.....	1 Jan., 1873		
						.....	10,000 0 0	10,000	.....	1 July, 1888		
						.....	2,000 0 0	2,000	.....	1 Jan., 1889		
1858-9	Railways	20 Vic., No. 34	300,000 0 0	299,000 0 0	298,647 7 7	.....	175,000 0 0	175,000	.....	1 July, 1888	5 per cent.	
						.....	90,000 0 0	90,000	.....	1 July, 1888		
						.....	34,000 0 0	34,000	.....	1 Jan., 1889		
1859-61	To pay off Land and Immigration Debentures.	22 Vic., Nos. 5 & 26.	145,000 0 0	145,700 0 0	143,924 15 3	.....	145,000 0 0	145,000	.....	1 Jan., 1889		
						.....	700 0 0	700	.....	1 July, 1891		
1859-61	Railways and Public Works	22 Vic., No. 22	758,500 0 0	760,700 0 0	751,575 2 5	.....	400,000 0 0	400,000	.....	1 Jan., 1889		
						.....	312,000 0 0	312,000	.....	1 July, 1889		
						.....	25,000 0 0	25,000	.....	1 Jan., 1891		
						.....	23,700 0 0	23,700	.....	1 July, 1891		
1862	Public Works	22 Vic., No. 26	11,600 0 0	5,000 0 0	4,925 5 0	.....	5,000 0 0	5,000	.....	1 July, 1890		
1860-2	To pay off Railway Debentures	23 Vic., No. 5	365,600 0 0	365,600 0 0	359,081 13 7	.....	365,600 0 0	365,400	200 0 0	[2] 1 Jan., 1890		
1862	Public Works and to pay off Land and Immigration Debentures.	23 Vic., No. 10	348,223 0 0	348,200 0 0	338,511 0 7	.....	348,200 0 0	348,200	.....	1 July, 1890		
1861-2	Railways and Public Works	24 Vic., No. 24	113,535 0 0	113,900 0 0	112,209 11 6	.....	113,900 0 0	113,900	.....	1 July, 1891		
1861	Voluntary and Assisted Immigration ...	24 Vic., No. 26	55,000 0 0	55,500 0 0	54,945 16 0	.....	55,500 0 0	55,500	.....	1 July, 1891		
1862-6	Railways, Immigration, and Public Works	25 Vic., No. 19	1,782,370 14 6	1,782,300 0 0	1,684,855 7 11	.....	1,782,300 0 0	1,782,300	.....	1 Jan., 1892		
1867	Railways and Public Works	26 Vic., No. 14	161,832 0 0	162,000 0 0	696,146 2 5	.....	162,000 0 0	162,000	.....	1 Jan., 1895		
1867	Railways and Public Works	27 Vic., No. 14	670,025 12 7	670,000 0 0		.....	670,000 0 0	670,000	.....	1 Jan., 1895		
1866	To pay off Debentures	29 Vic., No. 5	300,000 0 0	300,000 0 0	266,433 17 2	.....	300,000 0 0	300,000	.....	Various		
1867	Railways, Public Works, and Immigration	29 Vic., No. 9	219,450 0 0	219,400 0 0	192,377 0 0	.....	219,400 0 0	219,400	.....	1 Jan., 1896		
1868	Railways and other purposes	29 Vic., No. 23	758,000 0 0	758,000 0 0	712,115 16 1	.....	758,000 0 0	757,600	400 0 0	[2] 1 July, 1896		
1867	Railways and other purposes	30 Vic., No. 23	65,850 0 0	65,800 0 0	61,573 0 0	.....	65,800 0 0	65,800	.....	1 Jan., 1897		
1869	Railways	31 Vic., No. 11	1,000,000 0 0	1,000,000 0 0	968,503 13 10	.....	1,000,000 0 0	1,000,000	.....	Various		
1868-9	Railways and other purposes	31 Vic., No. 27	177,407 0 0	177,400 0 0	177,934 0 0	.....	177,400 0 0	177,400	.....	1 July, 1898		
1869-70	Railways and other purposes	32 Vic., No. 13	197,885 0 0	197,800 0 0	195,244 6 9	.....	197,800 0 0	197,800	.....	1 Jan., 1899		
1871	Railways, to pay off Debentures, and other purposes.	34 Vic., No. 2	407,151 13 7	407,100 0 0	399,660 1 6	.....	407,100 0 0	407,100	.....	1 July, 1900		
1871	To make good the loss sustained in the negotiation of the Debentures of previous Loans.	Under various Acts.	.....	450,000 0 0	437,899 0 6	.....	450,000 0 0	450,000	.....	1 July, 1909		
	TOTAL, OLD LOANS	..... £	10,920,830 18 3	11,365,830 0 0	10,872,367 17 4	25,969 6 5	11,365,830 0 0	11,362,280	3,550 0 0	.....	.....	135 0 0

For reference Notes, see pages 180 to 182.

STATEMENT OF PARTICULARS OF PUBLIC

Year Raised.	Services.	Authority.	Amount authorised to be raised.	Description of Stock sold.	Amount of Debentures, Funded and Inscribed Stock sold.	Net Amount raised.
	SUBSEQUENT LOANS.		£ s. d.		£ s. d.	£ s. d.
1871	Railways and other purposes ...	35 Vic., No. 5	374,980 0 0	Debentures ...	374,900 0 0	375,424 19 6
1872	Railways, repayment of Loans, and other purposes.	36 Vic., No. 2	406,863 7 3	„ ...	406,800 0 0	422,696 18 0
1875-6	Railways	36 Vic., No. 17	1,901,500 0 0	„ ...	1,901,500 0 0	[5]1,725,661 6 11
1873-6	Public Works and repayment of Loans (New South Wales Four per cents.)	36 Vic., No. 21	509,780 0 0	Funded Stock	530,189 9 2	509,780 0 0
1876-88	Railways and other purposes ...	39 Vic., No. 18	235,690 0 0	Debentures ...	224,900 0 0	221,045 0 0
1879	Railways, repayment of Loans, and other purposes.	38 Vic., No. 2 40 Vic., No. 12 41 Vic., No. 4	3,249,552 0 0	„ ...	3,249,500 0 0	3,178,374 1 5
1881-3	Railways and other purposes	41 Vic., No. 7	1,120,000 0 0	„ ...	[6]1,120,000 0 0	1,145,116 18 9
		43 Vic., No. 11	7,352,768 0 0	„ ...	[6]7,352,700 0 0	7,302,099 18 11
1883	Railways and other purposes ...	44 Vic., No. 12	1,262,000 0 0	Inscribed Stock	1,262,000 0 0	1,244,685 17 6
1883-5	Railways and other purposes ...	44 Vic., No. 28	7,102,000 0 0	„ ...	7,102,000 0 0	6,486,883 8 6
1885	Railways and other purposes ...	45 Vic., No. 22	1,000,000 0 0	„ ...	1,000,000 0 0	894,886 19 3
1885	Railways and other purposes ...	46 Vic., No. 23	2,000,000 0 0	„ ...	2,000,000 0 0	1,789,773 18 6
1885-9	Railways and other purposes ...	48 Vic., No. 26	14,388,303 0 0	„ ...	12,322,700 0 0	11,811,175 19 8
1895-8	Railways and other purposes ...	50 Vic., No. 28	3,115,393 0 0	„ ...	[12]1,122,600 0 0	1,067,753 9 4
					1,500,000 0 0	1,479,745 16 6
1889	To pay off Debentures	52 Vic., No. 16	1,390,600 0 0	„ ...	1,390,600 0 0	1,389,813 3 8
1895 1901-2	Railways and other purposes	52 Vic., No. 17 56 Vic., No. 1	3,641,305 0 0	„ ...	[12]1,100,000 0 0	1,046,257 12 8
					[7]323,691 10 0	[7]323,691 10 0
					1,000,000 0 0	911,229 7 9
1895 1901-2	Railways and other purposes	53 Vic., No. 23 56 Vic., No. 1	5,089,896 0 0	„ ...	[12]1,144,000 0 0	1,088,107 18 11
					[7]15,000 0 0	[7]15,000 0 0
					3,000,000 0 0	2,727,191 7 5
1891-3	Railways, repayment of Loans, and other purposes.	54 Vic., No. 33	7,021,757 0 0	„ ...	[8]7,021,757 0 0	[9]6,649,285 12 7
1898	Railways and other purposes	55 Vic., No. 35 56 Vic., No. 1	1,190,276 0 1	„ ...	[3]472,443 0 0	461,208 4 1
					[7]699,778 10 0	[7]699,778 10 0
1896	Railways, repayment of Loans, and other purposes.	56 Vic., No. 24 56 Vic., No. 1	879,806 0 0	„ ...	[7]879,800 0 0	[7]879,800 0 0
1894	Railways, repayment of Loans, and other purposes.	56 Vic., No. 1 57 Vic., No. 17	1,460,650 0 0	„ ...	[7]631,080 0 0	[7]631,080 0 0
					[11]832,000 0 0	829,550 16 2
1896-7 1895-7	Railways and other purposes	58 Vic., No. 14	863,947 0 0	„ ...	863,947 0 0	862,776 0 0
		58 Vic., No. 14 1924 Stock.	198,065 0 0	„ ...	198,065 0 0	197,653 2 6
	Carried forward... £ ...		65,755,131 7 4	...	61,041,951 9 2	58,367,527 18 6

For reference to Notes,

DEBT ON 30TH JUNE, 1922—*continued.*

Amount over-raised.	Particulars of the several Issues of Debentures, Funded and Inscribed Stock.					
	Amount of each issue Sold.	Paid off.	Outstanding.	Due Dates.	Rate of Interest per annum.	Annual Interest on Total Loan outstanding for each Service.
£ s. d.	£ s. d.	£ s. d.	£ s. d.			£ s. d.
[4]444 19 6	374,900 0 0	374,900 0 0	...	1 July, 1901 ...	5 per cent. ...	...
[4]15,833 10 9	406,800 0 0	406,800 0 0	...	1 July, 1902 ...	5 „ ...	...
...	1,901,500 0 0	1,000,000 0 0	...	1 July, 1903 ...	4 „ ...	...
		[15]901,500 0 0	...	1 July, 1905 ...	4 „ ...	...
...	530,189 9 2	...	530,189 9 2	Interminable ...	4 „ ...	21,207 11 7
...	224,900 0 0	224,900 0 0	...	1 July, 1906 ...	4 „ ...	...
...	3,249,500 0 0	1,500,000 0 0	...	1 July, 1908 ...	4 „ ...	...
		1,749,000 0 0	[2]500 0 0	1 Jan., 1909 ...	4 „ ...	...
[4]25,116 18 9	1,120,000 0 0	[21]2,863,400 0 0	[2]300 0 0	1 July, 1910 ...	4 „ ...	...
...	7,352,700 0 0		5,609,000 0 0	1 July, 1933 ...	4 „ ...	224,360 0 0
...	1,262,000 0 0	...	1,262,000 0 0	1 July, 1933 ...	4 „ ...	50,480 0 0
...	7,102,000 0 0	...	315,300 0 0	1 July, 1933 ...	4 „ ...	12,612 0 0
			6,786,700 0 0	1 Oct., 1924 ...	3½ „ ...	237,534 10 0
...	1,000,000 0 0	...	1,000,000 0 0	1 Oct., 1924 ...	3½ „ ...	35,000 0 0
...	2,000,000 0 0	...	2,000,000 0 0	1 Oct., 1924 ...	3½ „ ...	70,000 0 0
	6,713,300 0 0	...	6,713,300 0 0	1 Oct., 1924 ...		234,965 10 0
...	3,500,000 0 0	3,500,000 0 0	...	...	3½ „ ...	...
	2,109,400 0 0	2,109,400 0 0	...	...		...
...	1,122,600 0 0	...	1,122,600 0 0	1 Oct., 1935 ...	3 „ ...	78,678 0 0
	1,500,000 0 0	...	1,500,000 0 0			
...	1,390,600 0 0	1,390,600 0 0	...	...	3½ „ ...	...
...	1,100,000 0 0	...	1,100,000 0 0	1 Oct., 1935 ...	3 „ ...	33,000 0 0
...	323,691 10 0	323,691 10 0	...	7 Jan., 1913[7] ...	4 „ ...	...
	1,000,000 0 0	...	1,000,000 0 0	1 Oct., 1935 ...	3 „ ...	30,000 0 0
...	1,144,000 0 0	...	1,144,000 0 0	1 Oct., 1935 ...	3 „ ...	34,320 0 0
	15,000 0 0	15,000 0 0	...	7 Jan., 1913[7] ...	4 „ ...	...
	3,000,000 0 0	...	3,000,000 0 0	1 Oct., 1935 ...	3 „ ...	90,000 0 0
...	494,200 0 0	4,994,200 0 0	...	...	3½ „ ...	...
	4,500,000 0 0					
	2,027,557 0 0[10]	...	2,500,000 0 0	1 July, 1933 ...	4 „ ...	100,000 0 0
...	472,443 0 0[10]	...	...	...		...
	699,778 10 0	699,778 10 0	...	7 Jan., 1913[7] ...	4 „ ...	...
...	879,800 0 0	879,800 0 0	...	7 Jan., 1913[7] ...	4 „ ...	...
...	631,080 0 0	630,780 0 0	[2]300 0 0	7 Jan., 1913[7] ...	4 „ ...	...
	832,000 0 0	832,000 0 0	...	...	3½ „ ...	...
...	863,947 0 0	...	863,947 0 0	1912[10] ...	3 „ ...	25,913 8 2
	198,065 0 0	...	198,065 0 0	31 Dec., 1924 ...	3 „ ...	5,941 19 0
41,395 9 0	61,041,951 9 2	24,395,750 0 0	36,646,201 9 2	... ...	...	1,284,017 18 9

see pages 180 to 182.

STATEMENT OF PARTICULARS OF PUBLIC DEBT ON 30TH JUNE, 1922—*continued.*

Year Raised.	Service.	Authority.	Amount authorised to be raised.	Description of Stock sold.	Amount of Debentures, Funded and Inscribed Stock sold.	Net Amount raised.	Amount over-raised.	Particulars of the several Issues of Debentures, Funded and Inscribed Stock.					
								Amount of each issue Sold.	Paid off.	Outstanding.	Due Dates.	Rate of Interest per annum.	Annual Interest on Total Loan outstanding for each Service.
	Subsequent Loans—*continued.*												
	Brought forward ... £	.....	£ s. d. 65,755,131 7 4	.....	£ s. d. 61,041,951 9 2	£ s. d. 58,367,527 18 6	£ s. d. 41,395 9 0	£ s. d. 61,041,951 9 2	£ s. d. 24,395,750 0 0	£ s. d. 36,646,201 9 2	....	.....	£ s. d. 1,284,017 18 9
1895	Repayment of Loans	59 Vic., No. 5	977,400 0 0	Inscribed Stock	[12]633,400 0 0	602,454 3 5	.....	633,400 0 0	.....	1 Oct., 1935.....	3 per cent.	19,002 0 0	
1895–98	Railways and other purposes	59 Vic., No. 6	1,332,945 0 0	,, ...	1,332,945 0 0	1,332,481 7 2	.....	1,332,945 0 0	.....	1,332,945 0 0	1912[49]	3 ,, ...	39,988 7 0
		59 Vic., No. 6 1925 Stock.	222,255 0 0	,, ...	222,255 0 0	222,135 7 6	.....	222,255 0 0	.....	222,255 0 0	30 June, 1925.....	3 ,, ...	6,667 13 0
1898–1901	Railways, repayment of Loans, and other purposes.	60 Vic., No. 32	2,063,253 0 0	,, ...	1,809,810 1 6	1,807,398 9 3	.....	1,809,810 1 6	.....	1,809,810 1 6	1912[49]	3 ,, ...	54,294 6 0
		60 Vic., No. 32 1927 Stock.	208,123 0 0	,, ...	.....	.....	.....	.....	.....	.....	.....	.....	.....
1901–2 1904–6	Railways, repayment of Loans, and other purposes.	No. 43, 1897...	1,800,005 0 0	,, ...	1,768,456 0 0	1,764,639 11 1	.....	1,768,456 0 0	.....	1,768,456 0 0	1912[49]	3½ per cent.	61,895 19 2
		No. 43, 1897 1928 Stock.	224,747 0 0	,, ...	.....	.....	.....	.....	.....	.....	.....	.....	.....
1902–3	Railways, repayment of Loans, and other purposes.	No. 36, 1898	1,899,887 0 0	,, ...	1,500,000 0 0	1,500,000 0 0	.....	1,500,000 0 0	.....	1,500,000 0 0	1912[49]	3¾ per cent	56,250 0 0
		No. 36, 1898 1929 Stock.	333,650 0 0	,, ...	.....	.....	.....	.....	.....	.....	.....	.....	.....
1906–7	Railways, repayment of Loans, and other purposes.	No. 42, 1899	2,728,441 0 0	,, ...	250,000 0 0	250,000 0 0	.....	250,000 0 0	250,000 0 0	.....	10 Feb., 1915.....	3½ per cent.	.....
		No. 42, 1899... 1930 Stock.	145,540 0 0	,, ...	.....	.....	.....	.....	.....	.....	.....	.....	.....
1901–7	Darling Harbour Wharves Resumption.	No. 10, 1900...	4,000,000 0 0	,, ...	3,000,000 0 0 999,810 0 0	2,733,688 3 3 998,182 12 1	.....	3,000,000 0 0 999,810 0 0	..... 992,060 0 0	3,000,000 0 0 [2]750 0 0	1 Oct., 1935..... 10 Aug., 1921.....	3 per cent. ..... 3½ ,, ...	90,000 0 0 .....
1903–5	Railways, Repayment of Loans, and other purposes.	No. 60, 1900...	2,703,385 0 0	Inscribed Stock.	550,000 0 0	549,114 19 5	.....	550,000 0 0	.....	550,000 0 0	10 Aug., 1907.....	4 ,, ...	.....
				,, ...	816,854 0 0	815,731 10 7	.....	816,854 0 0	.....	816,854 0 0	10 Aug., 1909.....	4 ,, ...	.....
				Debentures...	[15]1,000,000 0 0	975,745 9 4	.....	[55]1,000,000 0 0	999,250 0 0	[2]750 0 0	1 Mar., 1915.....	4 ,, ...	.....
				,, ...	131,100 0 0	131,100 0 0	.....	131,100 0 0	131,100 0 0	.....	1 Apr., 1915.....	4 ,, ...	.....
1904–9	Railways, repayment of Loans, and other purposes.	No. 62, 1901...	2,997,213 0 0	Inscribed Stock.	1,000,000 0 0	1,000,000 0 0	.....	1,000,000 0 0	1,000,000 0 0	.....	10 Feb., 1915.....	4 ,, ...	.....
				Debentures ..	[15]1,000,000 0 0	975,745 9 3	.....	[55]1,000,000 0 0	999,250 0 0	[2]750 0 0	1 Mar., 1915.....	4 ,, ...	.....
				Inscribed Stock.	499,981 0 0	498,046 5 3	.....	499,981 0 0	499,981 0 0	.....	10 Feb., 1915.....	3½ ,, ...	.....
				,, ...	399,876 0 0	398,950 19 0	.....	399,876 0 0	399,876 0 0	.....	10 Aug., 1919.....	3¾ ,, ...	.....
1906	Water and Drainage	No. 93, 1902...	[13]200,000 0 0	Inscribed Stock	199,775 0 0	198,850 17 6	.....	199,775 0 0	199,775 0 0	.....	10 Aug., 1921.....	3½ ,, ...	.....
1906–12	Railways, repayment of Loans, and other purposes.	No. 108, 1902..	3,070,472 0 0	Inscribed Stock.	2,000,000 0 0	[26]1,922,904 0 11	.....	2,000,000 0 0	.....	2,000,000 0 0	1 July, 1950[16]	3½ ,, ...	70,000 0 0
				,,	[14]100,000 0 0	[26]94,256 3 7	.....	100,000 0 0	.....	100,000 0 0	1 July, 1950[16]	3½ ,, ...	3,500 0 0
				Debentures ...	[22]970,472 0 0	942,596 11 5	.....	970,472 0 0	.....	970,472 0 0	1 Oct., 1922	4 ,, ...	38,818 17 7
1907–9	Railways, repayment of Loans, and other purposes.	No. 14, 1903...	1,721,384 0 0	Inscribed Stock	999,869 0 0 694,174 0 0	998,287 8 0 692,707 12 10	.....	999,869 0 0 694,174 0 0	997,779 0 0	[2]2,090 0 0 694,174 0 0	10 Aug., 1921.....	3½ ,, ...	.....
1906–7	Railways, repayment of Loans, and other purposes.	No. 31, 1904...	2,040,051 0 0	,, ...	1,999,889 0 0	1,996,078 6 11	.....	1,999,889 0 0	1,999,058 0 0	[2]831 0 0	10 Aug., 1923.....	3¾ ,, ...	24,296 1 9
1909–10	Railways, and other purposes ...	No. 36, 1905...	968,430 0 0	,, ...	[14]100,000 0 0 849,337 0 0	[26]94,256 3 7 848,170 18 9	.....	100,000 0 0 849,337 0 0	..... 849,337 0 0	100,000 0 0	1 July, 1950... .... 10 Aug., 1919.....	3½ ,, ... 3¾ ,, ...	3,500 0 0 .....
1907–9	Railways, repayment of Loans, and other purposes.	No. 39, 1906...	1,680,800 0 0	,, ..	500,000 0 0 1,179,841 0 0	500,000 0 0 1,175,643 18 5	.....	500,000 0 0 1,179,841 0 0	500,000 0 0	..... 1,179,841 0 0	10 Aug., 1921..... 10 Aug., 1923	3½ ,, ... 3½ ,, ...	..... 41,294 8 8
1908–11	Water and Drainage, and Artesian Wells.	No. 59, 1906...	223,500 0 0	,, ...	173,500 0 0 50,000 0 0	173,422 16 3 50,000 0 0	.....	173,500 0 0 50,000 0 0	173,500 0 0 50,000 0 0	..... 10 Aug., 1923.....	10 Aug., 1921..... 10 Aug., 1923.....	3½ ,, ... 3¾ ,, ...	..... 1,875 0 0
1908–10	Railways, repayment of Loans, and other purposes.	No. 19, 1907...	3,970,981 0 0	,, ...	969,999 0 0 3,000,000 0 0	968,839 14 11 [26]2,887,749 8 2	.....	969,999 0 0 3,000,000 0 0	969,624 0 0	[2]375 0 0 3,000,000 0 0	10 Aug., 1919..... 1 July, 1950[16].....	3¾ ,, ... 3½ ,, ...	..... 105,000 0 0
1909–10	Railways, repayment of Loans, and other purposes.	No. 22, 1908...	5,256,521 0 0	,, ...	950,000 0 0 [14]1,300,000 0 0	948,866 14 11 [26]1,225,330 6 4	.....	950,000 0 0 1,300,000 0 0	950,000 0 0	..... 1,300,000 0 0	10 Aug., 1919..... 1 July, 1950[16].....	3¾ ,, ... 3½ ,, ...	..... 45,500 0 0
					[26]3,000,000 0 0	2,853,661 0 0	.....	3,000,000 0 0	... .	3,000,000 0 0	1 July, 1950[16]...	3½ ,, ...	105,000 0 0
					[21]2,750,000 0 0	2,579,152 10 8	.....	2,750,000 0 0	....	2,750,000 0 0	1 July, 1950 [16].....	3½ ,, ...	96,250 0 0
1910–11	Railways, repayment of Loans, and other purposes.	No. 16, 1909...	6,112,912 0 0	,, ...	125,000 0 0	125,000 0 0	.....	125,000 0 0	125,000 0 0	....	10 Aug., 1919.....	3½ ,, ...	.....
					3,237,813 0 0	3,234,100 5 4	.....	3,237,813 0 0	3,237,813 0 0	.....	10 Aug., 1919.....	3¾ ,, ...	.....
					2,988,926 0 0	2,984,598 10 1	.....	2,988,926 0 0	2,988,926 0 0	.....	10 Aug., 1919.....	3¾ ,, ...	.....
1911–16	Railways, and other purposes	No. 43, 1910...	4,883,000 0 0	,, ..	1,094,960 0 0	1,094,352 5 11	.....	1,094,960 0 0	.....	1,094,960 0 0	10 Aug., 1923.....	3¾ ,, ...	41,061 0 0
					650,809 14 9	650,433 11 8	.....	650,809 14 9	.....	650,809 14 9	10 May, 1923.....	4 ,, ...	26,032 7 9
1910–14	Railways (duplications, &c.)	No. 4, 1910 ...	2,000,000 0 0	Inscribed Stock...	170,357 0 0 89,807 0 0	170,036 13 8 89,762 6 0	.....	[56]170,357 0 0 89,807 0 0	..... 89,807 0 0	170,357 0 0	10 May, 1917..... 10 Aug ,1919.....	4 ,, ... 3½ ,, ...	....
					1,473,187 0 0	1,471,567 16 5	.....	1,473,187 0 0	1,473,187 0 0	.....	10 Aug.,1919.....	3¾ ,, ...	.....
					266,649 0 0	266,093 1 1	.....	266,649 0 0	.....	266,649 0 0	10 May, 1923.....	4 ,, ...	10,665 19 2
1912–14	Railways, and other purposes	No. 25, 1911...	3,868,970 0 0	Inscribed Stock. Debentures	1,099,993 0 0 [22]529,528 0 0	1,097,960 2 1 514,318 1 3	.....	[56]1,099,993 0 0 529,528 0 0	1,099,443 0 0	[2]550 0 0 529,528 0 0	10 May, 1917..... 1 Oct., 1922	4 ,, ... 4 ,, ...	..... 21,181 2 5
1913	Railways, and other purposes ...	No. 13, 1912...	405,000 0 0	,,	[23]2,239,442 0 0	2,147,701 1 9	.....	2,239,442 0 0	.....	2,239,442 0 0	1 Oct., 1922	4 ,, ...	89,577 13 7
1913	Waterworks, &c.	No. 44, 1912...	60,000 0 0	Inscribed Stock	[24]405,000 0 0	381,803 0 9	.....	405,000 0 0	.....	405,000 0 0	1 July, 1962[17]	4 ,, ...	16,200 0 0
1916			100,000 0 0	,, ...	[24]60,000 0 0	56,563 8 3	.....	60,000 0 0	.....	60,000 0 0	1 July, 1962[17]	4 ,, ...	2,400 0 0
				,, ...	[50]73,680 0 0	96,000 0 0	.....	73,680 0 0	.....	73,680 0 0	1 July, 1923[51]	5 ,, ...	5,000 0 0
				Debentures...	[50]26,320 0 0		.....	26,320 0 0	.....	26,320 0 0	1 July, 1923[51]	5 ,, ...	
	Carried forward ... £	.....	123,953,996 7 4	.....	114,274,766 5 5	110,454,007 2 6	41,395 9 0	114,274,766 5 5	46,884,727 0 0	67,410,039 5 5	....	.....	2,359,268 14 10

For reference to Notes see pages 180 to 182.

STATEMENT OF PARTICULARS OF PUBLIC DEBT ON 30TH JUNE, 1922—*continued.*

Year Raised.	Services.	Authority.	Amount Authorised to be Raised.	Description of Stock sold.	Amount of Debentures Funded and Inscribed Stock sold.	Net Amount Raised.	Amount over-raised.	Particulars of the several Issues of Debentures, Funded and Inscribed Stock.					
								Amount of each issue Sold.	Paid off.	Outstanding.	Due dates.	Rates of Interest per annum.	Annual Interest on Total Loan outstanding for each service.
	Subsequent Loans—*continued.*		£ s. d.		£ s. d.	£ s. d.	£ s. d.	£ s. d.	£ s. d.	£ s. d.			£ s. d.
	Brought forward ... £	.....	123,953,996 7 4	.....	114,274,766 5 5	110,454,007 2 6	41,395 9 0	114,274,766 5 5	46,864,727 0 0	67,410,039 5 5	.....	....	2,359,268 14 10
				Debentures...	[28]760,558 0 0	729,400 19 11		760,558 0 0	.....	760,558 0 0	1 Oct., 1922	4 per cent.	30,422 6 5
				Inscribed Stock.	1,920,048 0 0	1,917,774 8 11		1,920,048 0 0	.....	1,920,048 0 0	10 May, 1923.....	4 „	76,801 18 5
				„ ...	3,000,000 0 0	2,903,195 0 1	.....	3,000,000 0 0	.....	3,000,000 0 0	1 July, 1962[17]	4 „	120,000 0 0
				„ ...	[24]1,035,000 0 0	975,718 17 5		1,035,000 0 0	.....	1,035,000 0 0	1 July, 1962[17]	4 „	41,400 0 0
				Debentures...	30,000 0 0	30,000 0 0	.....	30,000 0 0	30,000 0 0	.....	1 Dec., 1919	4½ „	.....
				„ ...	30,000 0 0	30,000 0 0	.....	30,000 0 0	30,000 0 0	.....	1 Jan., 1920	4½ „	.....
				„ ..	30,000 0 0	30,000 0 0	.....	30,000 0 0	30,000 0 0	.....	1 Feb., 1920.....	4½ „	.....
1912–15	Railways, repayment of loans, and other purposes.	No. 57, 1912...	8,924,520 0 0	„ ..	80,000 0 0	80,000 0 0	.....	80,000 0 0	80,000 0 0	.....	1 Mar., 1920.....	4½ „	.....
				„ ...	80,000 0 0	80,000 0 0	.....	80,000 0 0	80,000 0 0	.....	1 Apr., 1920.....	4½ „	.....
				„ ...	80,000 0 0	80,000 0 0	.....	80,000 0 0	80,000 0 0	.....	1 May, 1920.....	4½ „	.....
				„ ..	80,000 0 0	80,000 0 0	.....	80,000 0 0	80,000 0 0	.....	1 June, 1920.....	4½ „	.....
				„ ...	80,000 0 0	80,000 0 0	.....	80,000 0 0	80,000 0 0	.....	1 July, 1920.....	4½ „	.....
				„ ...	10,000 0 0	10,000 0 0	.....	10,000 0 0	10,000 0 0	.....	1 Aug., 1920.....	4½ „	.....
				„ ...	[25]713,608 0 0	1,659,964 17 5	.....	713,608 0 0	.....	713,608 0 0	1 July, 1927[18]	4½ „	76,901 2 7
				Inscribed Stock	[25]995,306 0 0		.....	995,306 0 0	.....	995,306 0 0	1 July, 1927[18]	4½ „	
1914	Railways (duplications, rolling stock, &c.).	No. 20, 1913...	3,000,000 0 0	Inscribed Stock	3,000,000 0 0	2,791,913 16 0	.....	3,000,000 0 0	.....	3,000,000 0 0	1 July, 1962[17]	4 „	120,000 0 0
				„	3,000,000 0 0	2,870,132 4 11	.....	3,000,000 0 0	.....	3,000,000 0 0	1 July, 1962[17]	4 „	120,000 0 0
1914–15	Railways and other purposes ...	No. 5, 1914 ...	7,522,100 0 0	Debentures...	[25]1,374,292 0 0	3,196,818 1 3	.....	1,374,292 0 0	.....	1,374,292 0 0	1 July, 1927[18]	4½ „	148,098 17 5
				Inscribed Stock.	[25]1,916,794 0 0		.....	1,916,794 0 0	.....	1,916,794 0 0	1 July, 1927[18]	4½ „	
				Debentures...	[50]324,002 0 0	1,183,654 17 1	.....	324,002 0 0	.....	324,002 0 0	1 July, 1923[51]	5 „	61,550 14 0
				Inscribed Stock.	[50]907,012 0 0		.....	907,012 0 0	.....	907,012 0 0	1 July, 1923[51]	5 „	
				Inscribed Stock.	[50]492,908 0 0	642,921 15 5	.....	492,908 0 0	.....	492,908 0 0	1 July, 1923[51]	5 „	33,449 6 0
				Debentures...	[50]176,078 0 0		.....	176,078 0 0	.....	176,078 0 0	1 July, 1923[51]	5 „	
				„ ...	60,000 0 0	60,000 0 0	.....	60,000 0 0	60,000 0 0	.....	1 July, 1919.....	5 „	.....
				„ ...	335,000 0 0	335,000 0 0	.....	335,000 0 0	335,000 0 0	.....	10 Feb., 1921.....	4½ „	.....
1916–17	Railways and other purposes ...	No 31, 1914...	7,560,702 0 0	„ ...	73,500 0 0	73,500 0 0	.....	73,500 0 0	73,500 0 0	.....	1 July, 1921.....	5 „	.....
				„ ...	415,000 0 0	415,000 0 0	.....	415,000 0 0	.....	415,000 0 0	10 Aug., 1926.....	4½ „	18,675 0 0
				„ ...	494,600 0 0	2,419,931 2 6	.....	494,600 0 0	.....	494,600 0 0	15 Aug., 1922[57].....	5¼ „	131,250 0 0
				Inscribed Stock.	2,005,400 0 0		.....	2,005,400 0 0	.....	2,005,400 0 0	15 Aug., 1922[57].....		
				Debentures...	766,300 0 0	2,917,966 17 6	.....	766,300 0 0	.....	766,300 0 0	1 Jan., 1935[60]	5¾ „	172,500 0 0
				Inscribed Stock	2,233,700 0 0		.....	2,233,700 0 0	.....	2,233,700 0 0	1 Jan., 1935[60]		
—	Railways (duplication, &c.) ..	No. 14, 1915...	3,000,000 0 0	.....	.....	.....	.....	.....	.....	.....	....	....	.....
				Debentures...	26,000 0 0	25,870 0 0	.....	26,000 0 0	26,000 0 0	.....	1 July, 1921.....	5 per cent.	.....
				„ ...	[59]884,700 0 0	2,864,784 8 4	.....	884,700 0 0	.....	884,700 0 0	1 June, 1927[58]	5½ „	165,000 0 0
				Inscribed Stock	[59]2,115,300 0 0		.....	2,115,300 0 0	.....	2,115,300 0 0	1 June, 1927[58]		
				„ ...	562,384 0 0	562,384 0 0	.....	562,384 0 0	.....	562,384 0 0	10 May, 1927.....	4½ „	25,307 5 7
				„ ...	2,520,102 0 0	2,519,855 3 5	.....	2,520,102 0 0	.....	2,520,102 0 0	10 May, 1927.....	5 „	126,005 2 1
				Debentures...	4,500 0 0	4,500 0 0	.....	4,500 0 0	.....	4,500 0 0	30 Aug., 1922.....	5 „	225 0 0
				„ ...	16,000 0 0	16,000 0 0	.....	16,000 0 0	.....	16,000 0 0	28 Jan., 1928.....	5 „	800 0 0
				„ ...	20,000 0 0	20,000 0 0	.....	20,000 0 0	.....	20,000 0 0	6 Feb., 1928.....	5 „	1,000 0 0
								40,000 0 0	.....	40,000 0 0	15 Jan., 1923.....		2,000 0 0
								25,500 0 0	.....	25,500 0 0	18 Jan., 1923.....		1,275 0 0
								1,500 0 0	.....	1,500 0 0	23 Jan., 1923.....		75 0 0
1917–20	Railways and other purposes ..	No. 56, 1915...	7,768,850 0 0	„ ...	166,000 0 0	165,250 0 0	.....	1,000 0 0	.....	1,000 0 0	4 Feb., 1923.....		50 0 0
								46,000 0 0	.....	46,000 0 0	7 Feb., 1923.....		2,300 0 0
								500 0 0	.....	500 0 0	13 Feb., 1923.....		25 0 0
								5,000 0 0	.....	5,000 0 0	14 Feb., 1923..	5 „	250 0 0
								400 0 0	.....	400 0 0	16 Feb., 1923.....		20 0 0
								4,600 0 0	.....	4,600 0 0	20 Feb., 1923.....		230 0 0
								5,000 0 0	.....	5,000 0 0	22 Feb., 1923.....		250 0 0
								500 0 0	.....	500 0 0	7 Mar., 1923		25 0 0
								20,000 0 0	.....	20,000 0 0	19 Apl., 1923.....		1,000 0 0
								16,000 0 0	.....	16,000 0 0	16 Aug., 1923.....		800 0 0
				„ ...	4,000 0 0	4,000 0 0	.....	4,000 0 0	.....	4,000 0 0	1 Feb., 1929.....	4½ „	180 0 0
				Debentures...	7,300 0 0	7,300 0 0	.....	7,300 0 0	.....	7,300 0 0	5 Sept., 1929.....	5 „	365 0 0
				Debentures...	728,800 0 0	2,931,774 12 7	.....	728,800 0 0	.....	728,800 0 0	1 June, 1927.....	5½ „	165,000 0 0
				Inscribed Stock.	2,271,200 0 0		.....	2,271,200 0 0	.....	2,271,200 0 0			
				„	60,000 0 0	60,000 0 0	.....	60,000 0 0	.....	60,000 0 0	10 May, 1924.....	5¼ „	3,150 0 0
				„	34,574 6 8	34,574 6 8	.....	34,574 6 8	.....	34,574 6 8	10 May, 1924.....	5¼ „	1,815 3 0
1918–20	Railways and other purposes ...	No. 73, 1916...	5,851,480 0 0	Inscribed Stock.	351,893 12 7	420,007 9 9	.....	351,893 12 7	.....	427,522 6 3	1 Nov., 1932.....	5¾ „	24,582 10 9
				Debentures...	75,628 13 8		.....	75,628 13 8					
				Inscribed Stock.	[63]1,937,366 13 4	2,200,339 19 8	.....	1,937,366 13 4	.....	1,937,366 13 4	1 June, 1934[63].....	5½ „	123,500 0 0
				Debentures...	[63]362,633 6 8		.....	362,633 6 8	.....	362,633 6 8			
				Inscribed Stock.	589,633 6 8	669,473 2 1	.....	589,633 6 8	.....	589,633 6 8	1 June, 1934[63].....	5½ „	38,500 0 0
				Debentures...	110,366 13 4		.....	110,366 13 4	.....	110,366 13 4			
1919–21	Railways and other purposes ...	No. 7, 1917...	3,992,139 0 0	Inscribed Stock	[67]3,000,000 0 0	2,794,042 17 7	.....	3,000,000 0 0	.....	3,000,000 0 0	1 Nov., 1940	6 „	180,000 0 0
				Inscribed Stock	200,000 0 0	200,000 0 0	.....	200,000 0 0	.....	200,000 0 0	10 Aug., 1924.....	5½ „	10,500 0 0
				„ ...	[64]2,500,000 0 0	2,423,886 14 0	.....	2,500,000 0 0	.....	2,500,000 0 0	1 Aug., 1946[61].....	6½ „	162,500 0 0
1919–21	Railways and other purposes ...	No. 25, 1918...	3,725,100 0 0	„ ...	500,000 0 0	500,000 0 0	.....	500,000 0 0	.....	500,000 0 0	15 Dec., 1923	£5/5/3 per cent. ...	26,312 10 0
				„ ...	250,000 0 0	250,000 0 0	.....	250,000 0 0	.....	250,000 0 0	15 Dec., 1927	£5/6/11 „ ...	13,364 11 8
	Carried forward ... £	.....	175,298,887 7 4	.....	160,072,254 18 4	154,725,342 15 0	41,395 9 0	160,072,254 18 4	47,859,227 0 0	112,213,027 18 4	.....	.....	4,589,725 2 9

For reference to Notes, see pages 180 to 182.

STATEMENT OF PARTICULARS OF PUBLIC DEBT ON 30TH JUNE, 1922—*continued.*

Year Raised.	Services.	Authority.	Amount Authorised to be Raised.	Description of Stock Sold.	Amount of Debentures Funded and Inscribed Stock sold.	Net Amount Raised.	Amount over-raised.	Particulars of the several Issues of Debentures, Funded and Inscribed Stock.					
								Amount of each Issue Sold.	Paid off.	Outstanding.	Due Dates.	Rates of Interest per annum.	Annual Interest on Total Loan outstanding for each service.
	Subsequent Loans—*continued.*		£ s. d.		£ s. d.	£ s. d.	£ s. d.	£ s. d.	£ s. d.	£ s. d.			£ s. d.
	Brought forward ... £	.. ..	175,298,887 7 4	.....	160,072,254 18 4	154,725,342 15 0	41,395 9 0	160,072,254 18 4	47,859,227 0 0	112,213,027 18 4	.....	.....	4,589,725 2 9
				Inscribed Stock	*2,956,495 0 0	2,956,495 0 0	.....	2,956,495 0 0	.....	2,956,495 0 0	1 June, 1925.....	5½ per cent.	162,607 4 6
				Debentures...	*701,400 0 0	690,563 1 0	.....	701,400 0 0	.....	701,400 0 0	1 June, 1925.....	5½ „	38,577 0 0
				Inscribed Stock.	40,300 0 0	40,300 0 0	.....	40,300 0 0	.....	40,300 0 0	21 May,1923.....	5½ „	2,216 10 0
				„ ...	2,290 0 0	2,290 0 0	.....	2,290 0 0	.....	2,290 0 0	25June,1923.....	5½ „	125 19 0
				„ ...	41,260 0 0	41,260 0 0	.....	41,260 0 0	.....	41,260 0 0	9 June, 1923.....	5½ „	2,269 6 0
				„ ...	4,430 0 0	4,430 0 0	.....	4,430 0 0	.....	4,430 0 0	8 July, 1923.....	5½ „	243 13 0
				„ ...	30,780 0 0	30,780 0 0	.....	30,780 0 0	.....	30,780 0 0	19 July,1923.....	5½ „	1,692 18 0
				„ ...	72,010 0 0	72,010 0 0	.....	72,010 0 0	.....	72,010 0 0	10 Aug.,1923.....	5½ „	3,960 11 0
				„ ...	20,070 0 0	20,070 0 0	.....	20,070 0 0	.....	20,070 0 0	12 Aug.,1923.....	5½ „	1,103 17 0
				„ ...	54,240 0 0	54,240 0 0	.....	54,240 0 0	.....	54,240 0 0	9 Sept., 1923.....	5½ „	2,983 4 0
				„ ...	9,640 0 0	9,640 0 0	.....	9,640 0 0	.....	9,640 0 0	17 Sept.,1923.....	5½ „	530 4 0
				„ ...	32,620 0 0	32,620 0 0	.....	32,620 0 0	.....	32,620 0 0	14 Oct., 1923.....	5½ „	1,794 2 0
				„ ...	40,050 0 0	40,050 0 0	.....	40,050 0 0	.....	40,050 0 0	10 Nov.,1923.....	5½ „	2,202 15 0
				„ ...	11,850 0 0	11,850 0 0	.....	11,850 0 0	.....	11,850 0 0	17 Nov.,1923.....	5½ „	651 15 0
1919–22	Railways and other purposes ...	No. 27, 1919...	13,110,400 0 0	„ ...	43,390 0 0	43,390 0 0	.....	43,390 0 0	.....	43,390 0 0	14 Dec., 1923.....	5½ „	2,386 9 0
				„ ...	60,000 0 0	60,000 0 0	.....	60,000 0 0	.....	60,000 0 0	19 Jan., 1924.....	5½ „	3,300 0 0
				„ ...	23,220 0 0	23,220 0 0	.....	23,220 0 0	.....	23,220 0 0	17 Feb.,1924.....	5½ „	1,277 2 0
				„ ...	37,110 0 0	37,110 0 0	.....	37,110 0 0	.....	37,110 0 0	18 Feb.,1924.....	5½ „	2,041 1 0
				„ ...	20,000 0 0	20,000 0 0	.....	20,000 0 0	.....	20,000 0 0	24 Mar.,1924.....	5½ „	1,100 0 0
				„ ...	30,250 0 0	30,250 0 0	.....	30,250 0 0	.....	30,250 0 0	2 Apl., 1924.....	5½ „	1,663 15 0
				„ ...	30,520 0 0	30,520 0 0	.....	30,520 0 0	.....	30,520 0 0	15 Apl.,1924.....	5½ „	1,678 12 0
				„ ...	8,050 0 0	8,050 0 0	.....	8,050 0 0	.....	8,050 0 0	23 Apl.,1924.....	5½ „	442 15 0
				„ ...	71,180 0 0	71,180 0 0	.....	71,180 0 0	.....	71,180 0 0	11 May,1924.....	5½ „	3,914 18 0
				„ ...	17,700 0 0	17,700 0 0	.....	17,700 0 0	.....	17,700 0 0	5 July, 1924	5½ „	973 10 0
				„ ...	6,820 0 0	6,820 0 0	.....	6,820 0 0	.....	6,820 0 0	23 July, 1924	5½ „	375 2 0
				„ ...	3,012,640 0 0	3,000,640 0 0	.....	3,012,640 0 0	.....	3,012,640 0 0	1 Dec., 1930	5½ „	165,695 4 0
				Debentures ..	255,530 0 0	255,530 0 0	.....	255,530 0 0	.....	255,530 0 0	1 Dec., 1930.....	5½ „	14,054 3 0
				Inscribed Stock.	[64]4,000,000 0 0	3,866,966 2 3	.....	4,000,000 0 0	.....	4,000,000 0 0	1 Aug., 1940 [64].....	6½ „	260,000 0 0
				Inscribed Stock	1,829,268 0 0	1,823,768 0 0	.....	1,829,268 0 0	.....	1,829,268 0 0	10 Aug., 1926	5¾ „	105,182 18 2
				Debentures ...	416,700 0 0	415,200 0 0	.....	416,700 0 0	.....	416,700 0 0	1 Mar., 1927	5¾ „	23,960 5 0
1921–22	Railways and other purposes ...	No. 27, 1920...	13,404,750 0 0	Inscribed Stock	713,589 0 0	711,689 0 0	.....	713,589 0 0	.....	713,589 0 0	10 Aug., 1931	5½ „	39,247 7 11
				Debentures ...	359,800 0 0	359,000 0 0	.....	359,800 0 0	.....	359,800 0 0	1 Mar., 1932	5½ „	19,789 0 0
				Inscribed Stock	1,000,000 0 0	1,000,000 0 0	.....	1,000,000 0 0	.....	1,000,000 0 0	15 June, 1927	5½ „	55,000 0 0
1922	Railways and other purposes ...	No. 21, 1921...	11,874,371 0 0	Inscribed Stock.	[65]89,544 0 0	89,544 0 0	.....	89,544 0 0	.....	89,544 0 0	10 Feb.,1925.....	4 „	3,581 15 2
				Debentures...	[65]2,000,000 0 0	1,952,286 18 11	.....	2,000,000 0 0	1,999,700 0 0	[2] 300 0 0	1 Mar., 1923.....	4½ „	.....
				„ ...	622,700 0 0	1,936,118 1 5	.....	622,700 0 0	.....	622,700 0 0	1 Jan., 1935.....	5¾ „	35,805 5 0
				Inscribed Stock.	1,377,300 0 0		.....	1,377,300 0 0	.....	1,377,300 0 0			79,194 15 0
				„ ...	[66]1,249,215 13 4	1,248,591 5 3	.....	1,249,215 13 4	.....	1,249,215 13 4	10 May,1927.....	5 „	62,460 15 8
				Debentures...	[61]559,100 0 0	9,896,254 6 6	.....	559,100 0 0	.....	559,100 0 0	1 Nov., 1932 [62].....	5¾ „	579,370 0 0
		No. 51, 1912...	44,543,540 8 4	Inscribed Stock.	[61]9,516,900 0 0	12,466,302 18 6	.....	9,516,900 0 0	.....	9,516,900 0 0	1 Nov., 1932 [62].....		
1915-22	Renewals			„ ...	12,473,155 1 8		.....	12,473,155 1 8	.....	12,473,155 1 8	10Aug.,1924.....	5½ „	654,840 12 10
		No. 30, 1914...		„ ...	[64]4,558,273 0 0	4,556,273 0 0	.....	4,558,273 0 0	.....	4,558,273 0 0	10 Aug., 1926	5¾ „	262,100 13 11
				„ ...	157,740 0 0	157,523 8 6	.....	157,740 0 0	.....	157,740 0 0	10Aug.,1929.....	5 „	7,887 0 0
				„ ..	51,924 6 8	51,924 6 8	.....	51,924 6 8	.....	51,924 6 8	10 May,1927.....	5 „	2,596 4 4
				„ ...	[65]296,727 0 0	295,727 0 0	.....	296,727 0 0	.....	296,727 0 0	10 Aug., 1931	5½ „	16,319 19 8
				„ ...	[61]2,117,406 7 5	2,527,259 12 7	.....	2,117,406 7 5	.....	2,572,477 13 9	1 Nov., 1932.....	5¾ „	147,917 9 4
				Debentures ...	[61]455,071 6 4		.....	455,071 6 4	.....				
				Inscribed Stock	[66]7,000,000 0 0	3,497,492 10 0	.....	7,000,000 0 0	.....	7,000,000 0 0	1 Nov., 1940	6 „	420,000 0 0
	Total, Subsequent Loans..	..... £	258,231,948 15 8	.....	218,550,513 13 9	209,188,271 6 7	41,395 9 0	218,550,513 13 9	49,858,927 0 0	168,691,586 13 9	.....	.....	7,784,840 14 3

For reference to Note see pages 180 to 182.

* A charge of £12,000 (amount credited to Special Deposits Account, to meet expenses) allocated in 1919–1920 to Inscribed Stock, has now been transferred to Debentures.

STATEMENT OF PARTICULARS OF PUBLIC DEBT ON 30TH JUNE, 1922—*continued.*

Year Raised.	Services.	Authority.	Amount authorised to be raised.	Amount of Debentures, Funded and Inscribed Stock, and Treasury Bills sold.	Net Amount raised.	Amount over raised.	Particulars of the several Issues of Debentures, Funded and Inscribed Stock, and Treasury Bills: Amount of each Issue sold.	Paid off.	Outstanding.	Due Dates.	Rate of Interest per annum.	Annual Interest on Total Loan outstanding for each Service.
	MISCELLANEOUS.		£ s. d.	£ s. d.	£ s. d.	£ s. d.	£ s. d.	£ s. d.	£ s. d.			£ s. d.
1889-90	Treasury Bills (Deficiency of 1886 and previous years)	53 Vic. No. 9	[192]2,600,000 0 0	2,502,884 0 0	2,502,884 0 0	.....	2,502,884 0 0	2,502,884 0 0	.....	Annual payments...	3 & 4 p.cent.	.....
1896	Treasury Bills (Deficiency to 30th June, 1895) ...	59 Vic. No. 22	1,174,700 0 0	1,174,700 0 0	1,174,700 0 0	.....	1,174,700 0 0	1,174,700 0 0	.....	Annual payments...	3 ,,	.....
1901-2	Treasury Bills (Deficiency to 30th June, 1900)	No. 68, 1900... / No. 8, 1901...	755,179 4 8	755,179 4 8	755,179 4 8	.....	755,179 4 8	755,179 4 8	.....	Annual payments...	3 ,,	.....
1905	Treasury Bills (Deficiency to 30th June, 1905) ...	No. 30, 1905...	336,890 0 0	336,890 0 0	336,890 0 0	.....	336,890 0 0	336,890 0 0	.....	Annual payments...	3½ ,,	.....
1892	Treasury Bills for Public Works	55 Vic. No. 7	[20]4,000,000 0 0	3,250,000 0 0 / 750,000 0 0	3,233,077 1 9 / 750,000 0 0	.....	3,250,000 0 0 / 750,000 0 0	3,250,000 0 0 / 750,000 0 0	.....	1 Oct., 1896 / 1896	4 ,, / 4½ ,,	.....
1900	Treasury Bills for Public Works	No. 46, 1899...	4,000,000 0 0	4,000,000 0 0	3,972,506 6 6	.....	1,000,000 0 0 / 1,000,000 0 0 / 500,000 0 0 / 500,000 0 0 / 500,000 0 0 / 500,000 0 0	1,000,000 0 0 / [15]1,000,000 0 0 / [27]500,000 0 0 / [28]500,000 0 0 / [26]500,000 0 0 / [28]500,000 0 0	.....	1 March, 1902 / 1 March, 1905 / 1 May, 1905 / 1 Sept., 1905 / 1 Feb., 1906 / 1 June, 1906	4 ,, / 4 ,, / 3½ ,, / 3½ ,, / 3½ ,, / 3½ ,,	.....
1903-4	Treasury Bills for Public Works, pending the issue of Debentures or Inscribed Stock ...	No. 10, 1900...	1,000,000 0 0	1,000,000 0 0	986,564 10 0	.....	500,000 0 0 / 37,000 0 0 / 260,000 0 0 / 203,000 0 0	500,000 0 0 / 37,000 0 0 / 260,000 0 0 / 203,000 0 0	.....	1 Aug., 1907 / 1 Sept., 1907 / 1 Oct., 1907 / 1 Nov., 1907	4 ,, / 4 ,, / 4 ,, / 4 ,,	.....
1902-4	Treasury Bills for Public Works	No. 94, 1902...	4,000,000 0 0	4,000,000 0 0	3,964,044 9 5	.....	2,000,000 0 0 / 75,000 0 0 / 1,000,000 0 0 / 325,000 0 0 / 500,000 0 0 / 100,000 0 0	2,000,000 0 0 / 75,000 0 0 / 1,000,000 0 0 / 325,000 0 0 / 500,000 0 0 / 100,000 0 0	.....	15 Jan., 1907 / 1 April, 1907 / 1 July, 1907 / 1 July, 1907 / 1 Nov., 1907 / 5 March, 1908	4 ,, / 4 ,, / 4 ,, / 3¾ ,, / 4 ,, / 4 ,,	.....
1903-5	Treasury Bills for Public Works, pending the issue of Debentures or Inscribed Stock.	No. 14, 1903...	250,000 0 0	250,000 0 0	249,684 7 6	.....	250,000 0 0	250,000 0 0	.....	1 Jan., 1908	4 ,,	.....
1905	Treasury Bills for Public Works, pending the issue of Debentures or Inscribed Stock.	No. 31, 1904...	240,000 0 0	240,000 0 0	239,100 0 0	.....	240,000 0 0	240,000 0 0	.....	1 July, 1907	3½ ,,	.....
1909	Treasury Bills for Public Works, pending the issue of Debentures or Inscribed Stock ...	No. 36, 1905... / No. 19, 1907...	1,250,000 0 0	1,250,000 0 0	1,247,812 10 0	.....	750,000 0 0 / 500,000 0 0	750,000 0 0 / 500,000 0 0	.....	1 July, 1909 / 19 Aug., 1909	[29] / [30]	.....
1912	Treasury Bills for Public Works, pending the issue of Debentures or Inscribed Stock.	No. 25, 1911...	2,000,000 0 0	2,000,000 0 0	1,996,502 10 0	.....	2,000,000 0 0	2,000,000 0 0	.....	16 May, 1913	[31]	.....
1913 / 1914	Treasury Bills for Public Works, pending the issue of Debentures or Inscribed Stock.	No. 57, 1912	750,000 0 0 / 2,000,000 0 0	750,000 0 0 / 2,000,000 0 0	748,687 10 0 / 1,981,510 0 0	.....	750,000 0 0 / 2,000,000 0 0	750,000 0 0 / 2,000,000 0 0	.....	30 May, 1914 / 27 Nov., 1914	[32] / [33]	.....
1913 / 1914	Treasury Bills for Public Works, pending the issue of Debentures or Inscribed Stock.	No. 43, 1910 / No. 57, 1912	500,000 0 0 / 750,000 0 0 / 750,000 0 0	500,000 0 0 / 750,000 0 0 / 750,000 0 0	499,127 10 0 / 748,691 5 0 / 739,312 10 0	.....	500,000 0 0 / 750,000 0 0 / 750,000 0 0	500,000 0 0 / 750,000 0 0 / 750,000 0 0	.....	27 Nov., 1914 / 30 May, 1915 / 15 Oct., 1915	[34] / [35] / [36]	.....
1904-6	Treasury Bills (Redemption)	No. 8, 1904...	1,902,900 0 0	1,902,900 0 0	1,901,928 15 0	.....	402,900 0 0 / [28]500,000 0 0 / [28]500,000 0 0 / [28]500,000 0 0	402,900 0 0 / 500,000 0 0 / 500,000 0 0 / 500,000 0 0	.....	1 May, 1910 / 1 Sept., 1910 / 1 Feb., 1911 / 1 June, 1911	4 per cent. / 3½ ,, / 3½ ,, / 3½ ,,	.....
1914-5	Treasury Bills for Public Works, pending the issue of Debentures or Inscribed Stock.	No. 43, 1910	212,000 0 0 / 65,600 0 0	212,000 0 0 / 5,600 0 0 / 2,600 0 0 / 1,900 0 0 / 900 0 0 / 1,500 0 0 / 1,600 0 0 / 1,700 0 0 / 1,200 0 0 / 2,200 0 0 / 1,100 0 0 / 500 0 0 / 600 0 0 / 1,000 0 0 / 900 0 0 / 7,000 0 0 / 1,000 0 0 / 800 0 0 / 400 0 0 / 1,000 0 0 / 4,400 0 0 / 600 0 0 / 1,400 0 0 / 1,600 0 0 / 1,200 0 0 / 1,000 0 0 / 1,400 0 0 / 2,100 0 0 / 700 0 0 / 1,600 0 0 / 1,300 0 0 / 1,000 0 0 / 3,000 0 0 / 1,100 0 0 / 2,000 0 0 / 7,700 0 0	210,940 0 0 / 5,600 0 0 / 2,600 0 0 / 1,900 0 0 / 900 0 0 / 1,500 0 0 / 1,600 0 0 / 1,700 0 0 / 1,200 0 0 / 2,200 0 0 / 1,100 0 0 / 500 0 0 / 600 0 0 / 1,000 0 0 / 900 0 0 / 7,000 0 0 / 1,000 0 0 / 800 0 0 / 400 0 0 / 1,000 0 0 / 4,400 0 0 / 600 0 0 / 1,400 0 0 / 1,600 0 0 / 1,200 0 0 / 1,000 0 0 / 1,400 0 0 / 2,100 0 0 / 700 0 0 / 1,600 0 0 / 1,300 0 0 / 1,000 0 0 / 3,000 0 0 / 1,100 0 0 / 2,000 0 0 / 7,700 0 0	.....	5,600 0 0 / 2,600 0 0 / 1,900 0 0 / 900 0 0 / 1,500 0 0 / 1,600 0 0 / 1,700 0 0 / 1,200 0 0 / 2,200 0 0 / 1,100 0 0 / 500 0 0 / 600 0 0 / 1,000 0 0 / 900 0 0 / 7,000 0 0 / 1,000 0 0 / 800 0 0 / 400 0 0 / 1,000 0 0 / 4,400 0 0 / 600 0 0 / 1,400 0 0 / 1,600 0 0 / 1,200 0 0 / 1,000 0 0 / 1,400 0 0 / 2,100 0 0 / 700 0 0 / 1,600 0 0 / 1,300 0 0 / 1,000 0 0 / 3,000 0 0 / 1,100 0 0 / 2,000 0 0 / 7,700 0 0	3 March, 1920 / 10 March, 1920 / 15 March, 1920 / 17 March, 1920 / 22 March, 1920 / 31 March, 1920 / 1 April, 1920 / 7 April, 1920 / 15 April, 1920 / 23 April, 1920 / 28 April, 1920 / 7 May, 1920 / 12 May, 1920 / 17 May, 1920 / 21 May, 1920 / 25 May, 1920 / 27 May, 1920 / 29 May, 1920 / 3 June, 1920 / 22 June, 1920 / 1 July, 1920 / 2 July, 1920 / 7 July, 1920 / 14 July, 1920 / 22 July, 1920 / 27 July, 1920 / 7 Aug., 1920 / 13 Aug., 1920 / 17 Aug., 1920 / 25 Aug., 1920 / 1 Sept., 1920 / 14 Sept., 1920 / 29 Sept., 1920 / 2 Oct., 1920 / 13 Oct., 1920	4½ p. cent.	.....
1914-5	Treasury Bills for Public Works, pending the issue of Debentures or Inscribed Stock.	No. 5, 1914	1,750,000 0 0 / 250,000 0 0 / 1,800,000 0 0	1,750,000 0 0 / 250,000 0 0 / 1,800,000 0 0	1,746,937 10 0 / 246,437 10 0 / 1,799,109 0 0	.....	1,750,000 0 0 / 250,000 0 0 / 1,800,000 0 0	1,750,000 0 0 / 250,000 0 0 / 1,800,000 0 0	.....	25 May, 1915 / 15 Oct., 1915 / 1 Nov., 1915	[37] / [38] / [39]	.....
	Carried forward ... ... £	.....	32,337,269 4 8	32,240,153 4 8	32,097,226 9 10	.....	32,240,153 4 8	32,240,153 4 8	.....	.....	.....	.....

For reference to Notes, see pages 180 to 182

STATEMENT OF PARTICULARS OF PUBLIC DEBT ON 30TH JUNE, 1922—*continued.*

Year Raised.	Services.	Authority.	Amount authorised to be raised.	Amount of Debentures, Funded and Inscribed Stock and Treasury Bills sold.	Net Amount raised.	Amount Over-raised.	Particulars of the several Issues of Debentures, Funded and Inscribed Stock and Treasury Bills.					
							Amount of each Issue sold.	Paid off.	Outstanding.	Due Date.	Rate of Interest per annum.	Annual Interest on Total Loan outstanding for each Service.
	Miscellaneous—*continued.*		£ s. d.	£ s. d.	£ s. d.	£ s. d.	£ s. d.	£ s. d.	£ s. d.			£ s. d.
	Brought forward ... ... £	.....	32,337,269 4 8	32,240,153 4 8	32,097,226 9 10	.....	32,240,153 4 8	32,240,153 4 8	.....	... .	.....	.....
1914–5	Treasury Bills for Public Works, pending the issue of Debentures or Inscribed Stock.	No. 5, 1914... No. 31, 1914... No. 14, 1915...	7,400,000 0 0	616,667 0 0	616,667 0 0	.....	616,667 0 0	....	616,667 0 0	16 Dec., 1917.....		25,437 10 3
				150,000 0 0	150,000 0 0	.....	150,000 0 0	....	150,000 0 0	15 Jan., 1918.....		6,187 10 0
				466,667 0 0	466,667 0 0	.....	466,667 0 0	....	466,667 0 0	19 Jan., 1918.....		19,250 0 3
				616,667 0 0	616,667 0 0	.....	616,667 0 0	....	616,667 0 0	15 Feb., 1918.....		25,437 10 3
				616,667 0 0	616,667 0 0	.....	616,667 0 0	....	616,667 0 0	15 Mar., 1918.....		25,437 10 3
				616,667 0 0	616,667 0 0	.....	616,667 0 0	....	616,667 0 0	15 April, 1918.....		25,437 10 3
				616,667 0 0	616,667 0 0	.....	616,667 0 0	....	616,667 0 0	* 15 May, 1918.....	4½ per cent.	25,437 10 3
				616,667 0 0	616,667 0 0	.....	616,667 0 0	....	616,667 0 0	15 June, 1918.....		25,437 10 3
				616,667 0 0	616,667 0 0	.....	616,667 0 0	....	616,667 0 0	15 July, 1918.....		25,437 10 3
				616,667 0 0	616,667 0 0	.....	616,667 0 0	....	616,667 0 0	16 Aug., 1918.....		25,437 10 3
				616,667 0 0	616,667 0 0	.....	616,667 0 0	....	616,667 0 0	15 Sept., 1918.....		25,437 10 3
				616,667 0 0	616,667 0 0	.....	616,667 0 0	....	616,667 0 0	15 Oct., 1918.....		25,437 10 3
				616,663 0 0	616,663 0 0	.....	616,663 0 0	....	616,663 0 0	15 Nov , 1918.....		25,437 7 0
				1,800 0 0	1,800 0 0	.....	1,800 0 0	1,800 0 0	.....	17 Feb., 1920.....		.....
				1,100 0 0	1,100 0 0	.....	1,100 0 0	1,100 0 0	.....	2 March, 1920 ...		.....
				3,600 0 0	3,600 0 0	.....	3,600 0 0	3,600 0 0	.....	15 March, 1920 ...		.....
				500 0 0	500 0 0	.....	500 0 0	500 0 0	.....	27 March, 1920 ..		.....
				4,600 0 0	4,600 0 0	.....	4,600 0 0	4,600 0 0	.....	14 April, 1920.....		.....
				500 0 0	500 0 0	.....	500 0 0	500 0 0	.....	23 April, 1920.....		.....
				4,400 0 0	4,400 0 0	.....	4,400 0 0	4,400 0 0	.....	14 May, 1920.....		.....
				600 0 0	600 0 0	.....	600 0 0	600 0 0	.....	26 May, 1920.....		.....
				3,300 0 0	3,300 0 0	.....	3,300 0 0	3,300 0 0	.....	9 June, 1920.....		.....
				700 0 0	700 0 0	.....	700 0 0	700 0 0	.....	2 July, 1920.....		.....
1915	Treasury Bills for Public Works, pending the issue of Debentures or Inscribed Stock.	No. 5, 1914 ... No. 31, 1914 ...	55,000 0 0	6,600 0 0	6,600 0 0	.....	6,600 0 0	6,600 0 0	.....	7 July, 1920.....	4½ per cent.	.....
				1,000 0 0	1,000 0 0	.....	1,000 0 0	1,000 0 0	.....	23 July, 1920.....		.....
				3,200 0 0	3,200 0 0	.....	3,200 0 0	3,200 0 0	.....	4 Aug., 1920.....		.....
				1,800 0 0	1,800 0 0	.....	1,800 0 0	1,800 0 0	.....	17 Aug., 1920.....		.....
				4,900 0 0	4,900 0 0	.....	4,900 0 0	4,900 0 0	.....	1 Sept., 1920.....		.....
				2,500 0 0	2,500 0 0	.....	2,500 0 0	2,500 0 0	.....	7 Sept., 1920.....		.....
				2,500 0 0	2,500 0 0	.....	2,500 0 0	2,500 0 0	.....	29 Sept., 1920.....		.....
				6,000 0 0	6,000 0 0	.....	6,000 0 0	6,000 0 0	.....	11 Oct , 1920.....		.....
				1,400 0 0	1,400 0 0	.....	1,400 0 0	1,400 0 0	.....	30 Oct., 1920.....		.....
				4,000 0 0	4,000 0 0	.....	4,000 0 0	4,000 0 0	.....	9 Nov., 1920.....		.....
			500,000 0 0	500,000 0 0	498,182 10 0	.....	500,000 0 0	500,000 0 0	.....	1 April, 1920.....		.....
			250,000 0 0	250,000 0 0	249,034 10 0	.....	250,000 0 0	250,000 0 0	.....	20 April, 1920.....		.....
			100,000 0 0	100,000 0 0	99,813 0 0	.....	100,000 0 0	100,000 0 0	.....	1 June, 1920.....	4½ per cent.	.....
1915–17	Treasury Bills for Public Works, pending the issue of Debentures or Inscribed Stock.	No. 31, 1914...	50,000 0 0	50,000 0 0	49,813 0 0	.....	50,000 0 0	50,000 0 0	.....	20 July, 1920.....		.....
			25,000 0 0	25,000 0 0	25,000 0 0	.....	25,000 0 0	25,000 0 0	.....	1 Sept., 1920.....		.....
				10,000 0 0	10,000 0 0	.....	10,000 0 0	10,000 0 0	.....	1 July, 1919.....	5 per cent. ...	.....
			63,000 0 0	50,000 0 0	49,250 0 0	.....	50,000 0 0	50,000 0 0	.....	23 Aug., 1919.....	4½ „ ...	.....
				3,000 0 0	3,000 0 0	.....	3,000 0 0	3,000 0 0	.....	1 July, 1921.....	5 „ ...	.....
	Carried forward ... ... £	.....	40,780,269 4 8	40,683,153 4 8	40,536,319 9 10	.....	40,683,153 4 8	33,283,153 4 8	7,400,000 0 0	.....	.....	305,249 19 9

For reference to Notes, see pages 180 to 182.

* By arrangement with Commonwealth Government due date extended to five years after the date of the end of the war, but not later than the year 1925.
† Approximate—rate not definitely fixed.

STATEMENT OF PARTICULARS OF PUBLIC DEBT ON 30TH JUNE, 1922—*continued.*

Year Raised.	Services.	Authority.	Amount authorised to be raised.	Amount of Debentures, Funded and Inscribed Stock, and Treasury Bills sold.	Net Amount raised.	Amount over-raised.	Particulars of the several Issues of Debentures, Funded and Inscribed Stock, and Treasury Bills. Amount of each Issue sold.	Paid off.	Outstanding.	Due Dates.	Rate of Interest per annum.	Annual Interest on Total Loan outstanding for each Service.
	Miscellaneous—*continued.*		£ s. d.	£ s. d.	£ s. d.	£ s. d.	£ s. d.	£ s. d.	£ s. d.			£ s. d.
	Brought forward		40,780,269 4 8	40,683,153 4 8	40,536,319 9 10	.....	40,683,153 4 8	33,283,153 4 8	7,400,000 0 0	.....	.....	305,249 19 9
			277,300 0 0	277,300 0 0	277,300 0 0	.....	277,300 0 0	277,300 0 0	.....	10 Feb., 1921.....	4½ ℙ cent.	.....
				54,000 0 0	53,190 0 0	.....	54,000 0 0	54,000 0 0	.....	18 Oct., 1919.....	4½ „	.....
				9,000 0 0	8,962 10 0	.....	9,000 0 0	9,000 0 0	.....	1 Nov., 1919.....		.....
				138,200 0 0	136,363 16 0	.....	138,200 0 0	138,200 0 0	.....	1 Nov., 1921.....		.....
				197,133 6 8	196,297 6 8	.....	197,133 6 8	2,900 0 0	.....	1 June, 1919.....		.....
								166,933 6 8	.....	1 June, 1920.....		.....
								27,300 0 0	.....	1 June, 1922.....		.....
				45,500 0 0	45,500 0 0	.....	45,500 0 0	45,500 0 0	.....	28 Feb., 1922.....	5 ℙ cent.	.....
				5,000 0 0	5,000 0 0	.....	5,000 0 0	.....	5,000 0 0	1 July, 1922.....		250 0 0
				143,300 0 0	142,871 10 0	.....	143,300 0 0	125,400 0 0	.....	2 July, 1920.....		.....
								.....	17,900 0 0	2 July, 1922.....		895 0 0
				25,500 0 0	25,500 0 0	.....	25,500 0 0	.....	25,500 0 0	18 Jan., 1923.....		1,275 0 0
				42,500 0 0	42,500 0 0	.....	42,500 0 0	.....	42,500 0 0	22 April, 1923.....		2,125 0 0
1916–19	Treasury Bills for Public Works, pending the issue of Debentures or Inscribed Stock	No. 56, 1915	855,533 6 8	195,400 0 0	195,400 0 0	.....	17,500 0 0	17,500 0 0	.....	27 Nov., 1919.....		.....
							49,500 0 0	49,500 0 0	.....	28 Nov., 1919.....		.....
							500 0 0	500 0 0	.....	29 Nov., 1919.....		.....
							2,000 0 0	2,000 0 0	.....	1 Dec., 1919.....		.....
							1,000 0 0	1,000 0 0	.....	4 Dec., 1919.....		.....
							3,000 0 0	3,000 0 0	.....	7 Dec., 1919.....		.....
							1,400 0 0	1,400 0 0	.....	11 Dec., 1919.....		.....
							1,000 0 0	1,000 0 0	.....	12 Dec., 1919.....		.....
							50,000 0 0	50,000 0 0	.....	20 Dec., 1919.....		.....
							7,000 0 0	7,000 0 0	.....	2 Jan., 1920.....		.....
							13,000 0 0	13,000 0 0	.....	6 Jan., 1920.....		.....
							20,000 0 0	20,000 0 0	.....	23 Jan., 1920.....	5½ ℙ cent.	.....
						.....	15,500 0 0	15,500 0 0	.....	2 Feb., 1920.....		.....
							6,000 0 0	6,000 0 0	.....	3 Feb., 1920.....		.....
							100 0 0	100 0 0	.....	17 Feb., 1920.....		.....
							1,000 0 0	1,000 0 0	.....	19 Feb., 1920.....		.....
							1,000 0 0	1,000 0 0	.....	1 Mar., 1920.....		.....
							500 0 0	500 0 0	.....	13 Mar., 1920.....		.....
							300 0 0	300 0 0	.....	16 Mar., 1920.....		.....
							2,000 0 0	2,000 0 0	.....	21 Mar., 1920.....		.....
							100 0 0	100 0 0	.....	27 Mar., 1920.....		.....
							300 0 0	300 0 0	.....	30 Mar., 1920.....		.....
							1,700 0 0	1,700 0 0	.....	31 Mar., 1920.....		.....
			1,000 0 0	1,000 0 0	1,000 0 0	.....	1,000 0 0	1,000 0 0	.....	13 April, 1920.....		.....
			[53]1,660,437 0 0	1,660,437 0 0	1,659,059 7 10	.....	1,000 0 0	1,000 0 0	.....	1 June, 1922.....	5¼ „	.....
			[54]131,100 0 0	131,100 0 0	130,557 0 0	.....	1,660,437 0 0	1,660,437 0 0	.....	10 Feb., 1920.....	4½ „	.....
1915–17	Treasury Bills (Renewals)	No. 30, 1914	[56]206,924 6 8	206,924 6 8	206,167 6 8	.....	131,100 0 0	131,100 0 0	.....	1 April, 1920.....	4½ „	.....
							124,774 6 8	124,774 6 8	.....	10 May, 1919.....		.....
						.....	64,150 0 0	64,150 0 0	.....	10 May, 1920.....	5 ℙ cent.	.....
							18,000 0 0	18,000 0 0	.....	10 May, 1922.....		.....
			335,000 0 0	335,000 0 0	335,000 0 0	.....	335,000 0 0	.....	335,000 0 0	10 Feb., 1923.....	5½ „	18,425 0 0
1918-19	Railways and other purposes, pending the issue of Debentures or Inscribed Stock ...	No. 73, 1916	30,200 0 0	30,200 0 0	30,069 0 0	.....	30,200 0 0	30,200 0 0	.....	10 May, 1922.....	5½ „	.....
1919-20			10,000 0 0	10,000 0 0	10,000 0 0	.....	10,000 0 0	.....	10,000 0 0	1 July, 1922	5¼ „	525 0 0
			914,700 0 0	914,700 0 0	912,790 10 0	.....	914,700 0 0	912,500 0 0	[52]2,200 0 0	1 Mar., 1922.....	5½ „	.....
			589,300 0 0	589,300 0 0	587,388 10 0	.....	589,300 0 0	589,300 0 0	.....	1 April, 1922.....	5½ „	.....
1919-20	Do	No 27, 1919	249,000 0 0	249,000 0 0	248,236 10 0	.....	249,000 0 0	249,000 0 0	.....	20 April, 1922.....	5½ „	.....
			51,700 0 0	51,700 0 0	51,626 10 0	.....	51,700 0 0	51,700 0 0	.....	10 May, 1922.....	5½ „	.....
			294,200 0 0	294,200 0 0	293,568 0 0	.....	294,200 0 0	294,200 0 0	.....	1 June, 1922.....	5½ „	.....
			21,100 0 0	21,100 0 0	21,094 10 0	.....	21,100 0 0	.....	21,100 0 0	10 Feb., 1925.....	5½ „	1,107 15 0
1921	Railways and other purposes pending the issue of Debentures or Inscribed stock.	No. 27, 1920...	[55]3,000,000 0 0	3,000,000 0 0	2,995,493 2 6	.....	3,000,000 0 0	3,000,000 0 0	.....	2 Feb., 1922	5½ „	.....
1888	Municipal Council of the City of Sydney Waterworks	.....	85,000 0 0	[40]85,000 0 0	85,000 0 0	.....	85,000 0 0	85,000 0 0	.....	1 Jan., 1912	4 „	.....
1889	Municipal Council of the City of Sydney Sewerage Works ..	.....	126,000 0 0	[40]126,000 0 0	126,000 0 0	.....	126,000 0 0	126,000 0 0	.....	Various years.....	5&6 „	.....
1890	Municipal Council, Darlington, Sewerage Works ...	.....	5,000 0 0	[40]5,000 0 0	5,000 0 0	.....	5,000 0 0	5,000 0 0	.....	2 May, 1891 } ... 2 July, 1891 }	6 „	.....
1890	Municipal Council, Redfern, Sewerage Works ...	.....	30,000 0 0	[41]30,000 0 0	27,532 11 10	.....	30,000 0 0	30,000 0 0	.....	1 July, 1912.....	4 „	.....
1893	Borough Council, Newcastle, Water Supply Works	.....	16,000 0 0	[42]16,000 0 0	16,000 0 0	.....	16,000 0 0	[43]16,000 0 0	.....	1 Dec., 1901.....	5 „	.....
1897	Municipal Council, North Sydney, Sewerage Works	.....	4,400 0 0	4,400 0 0	4,400 0 0	.....	4,400 0 0	4,400 0 0	.....	1 Jan., 1897.....	6 „	.....
1894	Municipal Council, Balmain, Sewerage Works ...	.....	[44]2,500 0 0	[45]2,500 0 0	2,500 0 0	.....	2,500 0 0	2,500 0 0	.....	30 Sept., 1898.....	6 „	.....
	Municipal Council, Ashfield—											
1888	Sewerage Works	.....	[46]3,700 0 0	3,700 0 0	3,700 0 0	.....	3,700 0 0	3,700 0 0	.....	1 Oct., 1903.....	4½ „	.....
1890	Sewerage Works	.....	[46]1,500 0 0	1,500 0 0	1,500 0 0	.....	1,500 0 0	1,500 0 0	.....	1 July, 1895.....	5 „	.....
1890	Sewerage Works	.....	[46]4,500 0 0	4,500 0 0	4,500 0 0	.....	4,500 0 0	4,500 0 0	.....	1 Aug., 1900.....	5½ „	.....
	Municipal Council, Glebe, Sewerage Works ...	.....	[47]9,100 0 0	9,100 0 0	9,100 0 0	.....	9,100 0 0	9,100 0 0	.....	1 Mar., 1898.....	4½ „	.....
1899 to 1905	Advances to Settlers—Loans	No. 1, 1899...	500,000 0 0	425,050 0 0	424,450 0 0	.....	425,050 0 0	305,000 0 0	120,050 0 0	1919[51]	3 „	3,601 10 0
		No. 106, 1902 .	500,000 0 0									
	Total, Miscellaneous	.....	50,695,463 18 0	50,023,397 18 0	49,856,937 11 4	.....	50,023,397 18 0	42,044,147 18 0	7,979,250 0 0	.....	.....	333,454 4 9
	Total, Old Loans...	.....	10,920,830 18 3	11,365,830 0 0	10,872,367 17 4	25,969 6 5	11,365,830 0 0	11,362,280 0 0	3,550 0 0	.....	.....	135 0 0
	Total, Subsequent Loans	.....	258,231,948 15 8	218,550,513 13 9	209,188,271 6 7	41,395 9 0	218,550,513 13 9	49,858,927 0 0	168,691,586 13 9	.....	.....	7,784,840 14 3
	GRAND TOTALS	..... £	319,848,243 11 11	279,939,741 11 9	269,917,576 15 3	67,364 15 5	279,939,741 11 9	[48]103,265,354 18 0	176,674,386 13 9	.....	.....	8,118,429 19 0

For reference to Notes, see pages 180 to 182.

The Treasury, New South Wales,
Sydney, 11th August, 1922.

A. Lynch,
Comptroller of Accounts.

NOTES.—STATEMENT OF PUBLIC DEBT.

1. £25,000 repaid by Government of Victoria.

2. Overdue and unpresented.

3. This amount was included in a sum of £7,365 3s. 4d. paid over to the Sydney Railway Company, being the premium gained on two issues of £50,000 and £150,000 under the Act 16 Vic. No. 39. The third loan of £17,500 was issued at a discount of £929, which was supplied for the service from the Consolidated Revenue.

4. Credited to the Consolidated Revenue Fund

5. The amount short-raised under this Act, viz., £175,838 13s. 1d. has been made good from the Consolidated Revenue Fund.

6. Of these sums, £2,050,000 were issued in Debentures. The £2,000,000 loan of 1882 was issued in Debentures also, but they were subsequently authorised to be exchanged for Inscribed Stock at the option of the holders—a privilege which was availed of to the extent of £1,186,300 only.

7. The amount of Stock sold under the Funded Stock Act of 1892, 56 Vic. No. 1, was £2,549,350. The premium, amounting to £9,896 14s., was, after deducting expenses for commission on sales, viz., £2,363 9s. 6d., transferred to the Consolidated Revenue Fund, viz., £7,533 4s. 6d. The net proceeds were distributed to the purposes of the following Acts, viz.:—52 Vic. No. 17, £323,691 10s.; 53 Vic. No. 23, £15,000; 55 Vic. No. 35, £699,778 10s.; 56 Vic. No. 24, £879,800; 57 Vic. No. 17, £631,080. The stock being redeemable after 27th October, 1912, at option of the Government, upon giving twelve months' notice, notice was given as to the redemption on 7th January, 1913.

8. £1,500,000, Inscribed Stock, issued in September, 1891; £494,200, Conversion Stock, issued May, 1891; and £2,027,557, being portion of loan of £2,500,000, floated October, 1893. The balance of loan (£472,443) is issued under Act 55 Vic. No. 35.

9. Includes £494,200 Conversion Stock, as follows:—19 Vic. Nos. 38 and 40, £100; 22 Vic. No. 22 £2,000; 24 Vic. No. 24, £10,700; and 24 Vic. No. 26, £2,200—matured 1st July, 1891; 25 Vic. No. 19, £279,200—matured 1st January, 1892; and £200,000 Conversion Stock sold during 1893 and 1894, realising £189,600.

10. Loan of £2,500,000 under these Acts conjointly floated in London in October, 1893.

11. Loan of £832 000, issued September, 1894, to meet Debentures under Acts 26 Vic. No. 14 and 27 Vic. No. 14, maturing on 1st January, 1895.

12. Loan of £4,000,000 raised in London, October, 1895

13. Authority for further issue of Stock under the provisions of section 3, subsection (1), of the Act has lapsed.

14. Loan of £1,500,000 under these Acts conjointly floated in London in February, 1909.

15. Debentures issued under Act 36 Vic. No. 17, maturing 1st July, 1905, and Treasury Bills issued under Act No. 46, 1899, matured 1st March, 1905, were exchanged to the extent of £554,600 and £646,500 respectively, for Debentures issued under Acts No. 60, 1900, and No. 62, 1901, conjointly, in London in January, 1905.

16. At Government option on and after 1st July, 1930, on giving six months' notice

17. At Government option on and after 1st July, 1942, on giving six months' notice.

18. At Government option on and after 1st July, 1922, in whole or in part, on giving three months' notice.

19. Issued to cover Consolidated Revenue deficiency of 1886 and previous years. First issue, of £2,502,884 at 4 per cent. for five years, matured on 1st January, 1895, but bills to extent of £750,000 having been retired by annual payments of £150,000, fresh bills to extent of £1,752,884 were then issued for a further period of five years, maturing 1st January, 1900, at 3 and 4 per cent., the latter rate being allowed only on bills representing Trust Funds, the relative Statutes to which provided for investment at not less than 4 per cent. The respective re-issues were £1,364,384 at 3 per cent., £388,500 at 4 per cent.

20. Issued on account of authorisations by the various Loan Acts.

21. Debentures issued under Acts 41 Vic. No. 7 and 43 Vic. No. 11, maturing 1st July, 1910, were exchanged, to the extent of £1,279,500, for Inscribed Stock issued under Act No. 16, 1909, in London in February 1910.

22. Loan of £1,500,000 under these Acts conjointly floated in London in October 1912.

23. Loan of £3,000,000 under these Acts conjointly floated in London in March, 1913.

24. Loan of £1,500,000 under these Acts conjointly floated in London in August, 1913.

25. Debenture Loan of £5,000,000 under these Acts conjointly floated in London in June, 1915. Debentures converted into 4½ per cent. Inscribed Stock to extent of £2,912,100

26. £28,782 11s. 6d. representing interest earned on proceeds of various Loans raised in London transferred in year 1909-1910 to Unclassified Receipts, Consolidated Revenue Fund, at the request of the Auditor-General, viz. :— £17,534 6s. 9d. on account of Loan of £2,000,000 issued in February, 1906, under Act No. 108, 1902; £1,523 16s. 7d. on account of Loan of £3,000,000 issued in March, 1908, under Act No. 19, 1907; £177 9s. 5d. on account of Loan of £1,500,000 issued in February, 1909, under Acts No. 108, 1902, No. 36, 1905, and No. 22, 1908; and £9,546 18s. 9d. on account of Loan of £3,000,000 issued in May, 1909, under Act No. 22, 1908.

27. Treasury Bills issued in Sydney under Act No. 46, 1899, bearing interest at 3½ per cent. per annum, matured 1st May, 1905, were exchanged to the extent of £391,700 for Treasury Bills issued in Sydney under Treasury Bills Redemption Act No. 8, 1904, bearing interest at 4 per cent. per annum.

28. Treasury Bills issued in Sydney under Act No. 46, 1899, bearing interest at 3½ per cent. per annum, matured 1st September, 1905, 1st February, 1906, and 1st June, 1906, were exchanged to extent of £230,900, £160,300, and £458,900 respectively, for Treasury Bills issued under Treasury Bills Redemption Act No. 8, 1904, bearing interest at a similar rate.

29. Currency 174 days. Discounted on 8th January, 1909, at rate of 2¾ per cent. per annum, the amount of discount paid being £9,832 4s.

30. Currency 181 days. Discounted on 19th February, 1909, at rate of 2½ per cent. per annum, the amount of discount paid being £6,198 12s. 7d.

31. Currency 1 year. Discounted on 16th May, 1912, at rate of 3½ per cent. per annum, the amount of discount paid being £70,000.

32. Currency, 1 year. Discounted on 30th May, 1913, at rate of 4 per cent. per annum, the amount of discount being £30,000.

33. Currency 1 year. Discounted on 27th November, 1913, at rate of 4 per cent. per annum, the amount of discount paid being £80,000.

34. Currency 1 year. Discounted on 15th January, 1914, at rate of 4 per cent. per annum, the amount of discount paid being £17,315 0s. 10d.

35. Currency 1 year. Discounted on 30th May, 1914, at rate of £3 13s. 9d. per cent. per annum, the amount of discount paid being £27,656 5s.

36. Currency 1 year. Discounted on 15th October, 1914, at rate of 4 per cent. per annum, the amount of discount paid being £30,000.

37. Currency 181 days. Discounted on 25th November, 1914, at rate of 4¾ per cent. per annum, the amount of discount paid being £41,220 17s. 10d.

38. Currency 1 year. Discounted on 15th October, 1914, at rate of 4 per cent. per annum, the amount of discount paid being £10,000.

39. Bills were issued in Sydney, redeemable in London, as security for bank overdraft; the terms being, that if the Bills be discounted, the rate of discount should be regarded as the rate of interest payable on the Bills up to a maximum of 5 per cent.

40. Taken over by Government with Sewerage and Water Works under Act 43 Vic. No. 32, Metropolitan Water and Sewerage Act of 1880.

41 Taken over by Government with Sewerage Works under Act 53 Vic. No. 16, Metropolitan Water and Sewerage Act Amendment Act of 1889.

42. Taken over by Government with Water Supply Works under Act 55 Vic. No. 27, Hunter District Water Supply and Sewerage Act of 1892.

43. Sinking Fund, £3,788 2s. 1d., handed over by Newcastle Borough Council and credited to Trust Fund in 1893.

44. Mortgage was held by Australian Mutual Provident Society from the Balmain Municipal Council. Interest paid by the Government from 1st July, 1894.

45. Taken over by Government with Stormwater Sewer in Beattie-street, Balmain, under Act 57 Vic. No. 12, Metropolitan Water and Sewerage Act Extension Act of 1894.

46. Ashfield Municipal Council, Sewerage Debentures taken over by the Government.

47. Glebe Municipal Council, Sewerage Debentures taken over by the Government.

48. £6,000,987 4s. 2d. from Consolidated Revenue Fund, £3,713,066 18s. 3d. by State Debt Commissioners, £24,674,294 2s. 3d. by renewals under Loan Acts, £31,227,012 by renewals under Inscribed Stock (Issue and Renewals) Act No. 51, 1912, and Inscribed Stock (Renewals) Amendment Act No. 30, 1914, £287,700 Municipal Debentures charged Works Loan Votes, £375,500 account Immigration, £36,681,794 13s. 4d. Treasury Bills paid off from General Loan Account, and £305,000 Advances to Settlers' Stock cancelled in terms of section 18 of Government Savings Bank Act, 1906.

49. Minimum date expired, redeemable at option of the Government, upon giving twelve months' notice.

50. Debenture Loan of £2,000,000 under these Acts conjointly floated in London in January, 1916. Debentures converted into Inscribed Stock to extent of £1,473,600.

51. At Government option on or after 1st July, 1921, in whole or in part, on giving three months' notice.

52. Redeemable on or after 4th April, 1919, at option of the Government, on giving twelve months' notice.

53. Inscribed Stock issued under Inscribed Stock (Issue and Renewals) Act No. 51, 1912, to extent of £89,544, and Treasury Bills issued under Inscribed Stock (Renewals) Amendment Act No. 30, 1914, to extent of £1,660,437 for renewal of following stock, viz. :—Act No. 42, 1899, £250,000, 3½ per cent. ; Act No. 62, 1901, £1,000,000, 4 per cent. ; and Act No. 62, 1901, £499,981, 3½ per cent., matured 10th February, 1915.

54. Treasury Bills issued under Inscribed Stock (Renewals) Amendment Act, No. 30, 1914, to extent of £131,190 for renewal of Debentures to a like amount under Act No. 60, 1900, matured 1st April, 1915.

55. Debentures issued under Inscribed Stock (Issue and Renewals) Act No. 51, 1912, and Inscribed Stock (Renewals) Amendment Act No. 30, 1914, to extent of £2,000,000 for renewal of Debentures to a like amount under Acts No. 60, 1900, and No. 62, 1901, matured 1st March, 1915.

56. Inscribed Stock issued under Inscribed Stock (Issue and Renewals) Act No. 51, 1912, to extent of £1,059,025 13s. 4d., and Treasury Bills issued under Inscribed Stock (Renewals) Amendment Act No. 30, 1914, to extent of £206,924 6s. 8d. for renewal of following stock, viz. :—Act No. 4, 1910, £170,357, at 4 per cent., and Act No. 25, 1911, £1,095,593 (part of total issue of £1,099,993), 4 per cent., matured on 10th May, 1917. The balance of the stock, £1,099,993, issued under the latter Act, viz., £4,400, held by the State Debt Commissioners, was written off.

57. At Government option on or after 15 August, 1920, upon giving three months' notice.

58. At Government option on or after 1st June, 1922, on giving three months' notice.

59. Debenture Loan of £3,000,000 raised in London in November, 1917—Debentures converted into Inscribed Stock to extent of £2,233.700.

60. At Government option on or after 1st January, 1925, on giving three months' notice.

61. Loan of £12,648,477 bearing interest at 5¾ per cent. per annum authorised to be raised in London in February, 1918, for redemption of Inscribed Stock to a like amount, bearing interest at 3½ per cent per annum, maturing 1st September, 1918.—The amount of stock raised was £12,648,477, viz., £8,288,134 by conversion, and £4,360,343 by sale to cash applicants.

62. At Government option, on or after 1st November, 1922, on giving three months' notice.

63. At Government option on or after 1st June, 1924, on giving three month's notice.

64. At Government option on and after 1st August, 1930, on giving three calendar months' notice.

65. Loan of £4,872,843 authorised to be raised in Sydney, for redemption of Funded Stock to the extent of £4,872,843 at 3½ per cent. due 10th August, 1921.

66. Inscribed Stock issued under Inscribed Stock (Issue and Renewals) Acts Nos. 51, 1912, and 30, 1914, in London, for renewal of the following Stock, viz.—£4,400,000, 4 per cent. Debentures maturing 1st October, 1922, £494,600, 5¼ per cent. Debentures and £2,005,400, 5¼ per cent. Stock maturing 15th August, 1922. Government option to redeem on or after the 1st November, 1930, on giving three calendar months' notice.

67. At Government option on or after the 1st November, 1930, on giving three calendar months' notice.

68. Discounted 2nd August, 1921, at £5 2s. 6d. per cent., Currency 184 days, the amount of discount being £77,506 17s. 0d.

Public Debt.

STATEMENT showing the DUE DATES, &c., of OUTSTANDING DEBENTURES, FUNDED and INSCRIBED STOCK, and TREASURY BILLS, on 30th June, 1922.

Year when Due.	Authorising Act.	Debentures.	Inscribed and Funded Stock.	Treasury Bills.	Total.	Annual Interest.	
						Rate.	Amount.
		£	£ s. d.	£ s. d.	£ s. d.		£ s. d.
1890	23 Vic. No. 5	200*a*	.....	.....	200 0 0	5 ℔ cent.	.....
1896-7	29 Vic. No. 23	400*a*	.....	.....	400 0 0	„	.....
1908-9	38 Vic. No. 2 40 Vic. No. 12 41 Vic. No. 4	500*a*	.....	.....	500 0 0	4 ℔ cent.	.....
1910-11	41 Vic. No. 7 43 Vic. No. 11	300*a*	.....	.....	300 0 0	„	.....
1912-13	56 Vic. No. 1	.....	300 0 0*a*	.....	300 0 0	„	.....
1912-13 (*b*)	58 Vic. No. 14	.....	863,947 0 0	.....	4,006,702 1 6	3 ℔ cent.	120,201 1 2
	59 Vic. No. 6	.....	1,332,945 0 0	.....			
	60 Vic. No. 32	.....	1,809,810 1 6	.....			
	No. 43, 1897	.....	1,768,456 0 0	.....	1,768,456 0 0	3½ ℔ cent.	61,895 19 2
	No. 36, 1898	.....	1,500,000 0 0	.....	1,500,000 0 0	3¾ ℔ cent.	56,250 0 0
1914-15	No. 60, 1900	750*a*	.....	.....	1,500 0 0	4 ℔ cent.	.....
	No. 62, 1901	750*a*	.....	.....			
1916-17	No. 25, 1911	.....	550 0 0*a*	.....	550 0 0	„	.....
1919-20 (*a*)	No. 19, 1907	.....	375 0 0	.....	375 0 0	3¾ ℔ cent.	.....
	No. 51, 1912 No. 30, 1914	300	.....	.....	300 0 0	4½ „	.....
Carried forward	..... £	3,200	7,276,383 1 6	.....	7,279,583 1 6	.....	238,347 0 4

(*a*) Overdue. (*b*) Redeemable at option of Government, upon giving twelve months' notice.

PUBLIC DEBT—*continued.*

STATEMENT SHOWING DUE DATES, &c.—*continued.*

Year when Due.	Authorising Act.	Debentures.	Inscribed and Funded Stock.	Treasury Bills.	Total.	Annual Interest. Rate.	Annual Interest. Amount.
		£	£ s. d.	£ s. d.	£ s. d.		£ s. d.
Brought forward ..... £		3,200	7,276,383 1 6	.....	7,279,583 1 6	.....	238,347 0 4
1921–22	No. 10, 1900	.....	750 0 0*d*	.....	3,671 0 0	3½ ₱ cent.	.....
	No. 14, 1903	.....	2,000 0 0*d*	.....			
	No. 31, 1904	.....	831 0 0*d*	.....			
	No. 27, 1919	.....	.....	2,200 0 0*d*	2,200 0 0	5½ ₱ cent.	.....
1922–23	No. 4, 1910	.....	266,649 0 0	.....	7,337,506 14 9	4 ₱ cent.	293,500 5 4
	No. 43, 1910	.....	650,809 14 9	.....			
	No. 57, 1912	.....	1,920,048 0 0	.....			
	No. 108, 1902	1,500,000	.....	.....			
	No. 25, 1911						
	No. 25, 1911	3,000,000	.....	.....			
	No. 57, 1912						
	No. 30, 1914	.....	.....	335,000 0 0	335,000 0 0	5½ ₱ cent.	18,425 0 0
	No. 56, 1915	154,500	.....	.....	154,500 0 0	5 ₱ cent.	7,725 0 0
		.....	.....	90,900 0 0	90,900 0 0	5 „	4,545 0 0
		494,600	2,005,400 0 0	.....	*a*2,500,000 0 0	5½ ₱ cent.	131,250 0 0
	No. 73, 1916	.....	.....	10,000 0 0	10,000 0 0	5½ ₱ cent.	525 0 0
	No. 27, 1919	.....	83,850 0 0	.....	83,850 0 0	5½ ₱ cent.	4,611 15 0
1923–24	No. 14, 1903	.....	694,174 0 0	.....	1,874,015 0 0	3½ ₱ cent.	65,590 10 6
	No. 39, 1906	.....	1,179,841 0 0	.....			
	No. 59, 1906	.....	50,000 0 0	.....	1,144,960 0 0	3¾ ₱ cent.	42,936 0 0
	No. 43, 1910	.....	1,094,960 0 0	.....			
	No. 44, 1912						
	No. 5, 1914	526,400	1,473,600 0 0	.....	2,000,000 0 0	5 ₱ cent.	100,000 0 0
	No. 31, 1914						
	No. 51, 1915	16,000	.....	.....	16,000 0 0	„	800 0 0
	No. 73, 1916	.....	94,574 6 8	.....	94,574 6 8	5½ ₱ cent.	4,965 3 0
	No. 25, 1918	.....	500,000 0 0	.....	500,000 0 0	£5 5s. 3d. ₱ cent.	26,312 10 0
	No. 27, 1919	.....	599,410 0 0	.....	599,410 0 0	5½ ₱ cent.	32,967 11 0
1924–25	44 Vic., No. 28	.....	6,786,700 0 0	.....	16,500,000 0 0	3½ ₱ cent.	577,500 0 0
	45 Vic., No. 22	.....	1,000,000 0 0	.....			
	46 Vic., No. 23	.....	2,000,000 0 0	.....			
	48 Vic., No. 26	.....	6,713,300 0 0	.....			
	58 Vic., No. 14	.....	198,065 0 0	.....	420,320 0 0	3 ₱ cent.	12,609 12 0
	59 Vic., No. 6	.....	222,255 0 0	.....			
	No. 51, 1912	.....	89,544 0 0	.....	89,544 0 0	4 ₱ cent.	3,581 15 2
	No. 5, 1914						
	No. 31, 1914	.....	.....	4,316,669 0 0	*c*4,316,669 0 0	4⅛ ₱ cent.*c*	178,062 11 9
	No. 14, 1915						
	No. 25, 1918	.....	200,000 0 0	.....	200,000 0 0	5¼ ₱ cent.	10,500 0 0
	No. 51, 1912	.....	12,473,155 1 8	.....	12,473,155 1 8	5¼ ₱ cent.	654,840 12 10
	No. 27, 1919	701,400	2,956,495 0 0	.....	3,657,895 0 0	5½ ₱ cent.	201,184 4 6
	No. 27, 1919	.....	.....	21,100 0 0	21,100 0 0	5¼ ₱ cent.	1,107 15 0
	No. 27, 1919	.....	17,700 0 0	.....	24,520 0 0	5½ ₱ cent.	1,348 12 0
	No. 27, 1919	.....	6,820 0 0	.....			
1925–26	No. 5, 1914						
	No. 31, 1914	.....	.....	3,083,331 0 0	*c*3,083,331 0 0	4⅛ ₱ cent.*c*	127,187 8 0
	No. 14, 1915						
Carried forward ..... £		6,396,100	50,557,404 4 7	7,859,200 0 0	64,812,704 4 7	.....	2,740,423 6 5

a Redeemable at Government option, in whole or in part, on or after 15th August, 1920, on giving three months' notice.
b „ „ „ „ 1st July, 1921, „ „
c Loan of £7,400,000 from Commonwealth Government—Redeemable in five years after the date of the end of the War, but not later than the year 1925. Rate of interest approximate only—not definitely fixed.
d Overdue and unpresented.

PUBLIC DEBT—*continued.*

STATEMENT SHOWING DUE DATES, &c.—*continued.*

Year when Due.	Authorising Act.	Debentures.	Inscribed and Funded Stock.	Treasury Bills.	Total.	Annual Interest. Rate.	Annual Interest. Amount.
		£	£ s. d.	£ s. d.	£ s. d.		£ s. d.
Brought forward		6,396,100	50,557,404 4 7	7,859,200 0 0	64,812,704 4 7	.....	2,740,423 6 5
1926-27	No. 31, 1914	415,000	.....	.....	977,384 0 0	4½ ℔ cent.	43,982 5 7
	No. 56, 1915	.....	562,384 0 0	.....			
	No. 56, 1915	.....	2,520,102 0 0	.....	3,821,242 0 0	5 ℔ cent.	191,062 2 1
	No. 51, 1912	.....	1,301,140 0 0	.....			
	No. 51, 1912	.....	4,558,273 0 0	.....	4,558,273 0 0	5¾ ℔ cent.	262,100 13 11
	No. 56, 1915	884,700	2,115,300 0 0	.....(*a*)	3,000,000 0 0	5½ ℔ cent	165,000 0 0
	No. 73, 1916	728,800	2,271,200 0 0	.....(*a*)	3,000,000 0 0	5½ ℔ cent.	165,000 0 0
	No. 27, 1920	.....	1,829,268 0 0	.....	1,829,268 0 0	5¾ ℔ cent.	105,182 18 2
	No. 27, 1920	416,700	.....	.....	416,700 0 0	5¾ ℔ cent.	23,960 5 0
	No. 21, 1921	.....	1,000,000 0 0	.....	1,000,000 0 0	5½ ℔ cent.	55,000 0 0
1927-28.....	No. 56, 1915	36,000	.....	.....	36,000 0 0	5 ℔ cent.	1,800 0 0
	No. 57, 1912.....	2,087,900	2,912,100 0 0	.....(*b*)	5,000,000 0 0	4½ ℔ cent.	225,000 0 0
	No. 5, 1914.....						
	No. 25, 1918	.....	250,000 0 0	.....	250,000 0 0	£5 6s. 11d. ℔ cent.	13,364 11 8
1928-29.....	No. 56, 1915	4,000	.....	.....	4,000 0 0	4½ ℔ cent.	180 0 0
1929-30	No. 51, 1912	.....	157,740 0 0	.....	157,740 0 0	5 ℔ cent.	7,887 0 0
	No. 56, 1915	7,300	.....	.....	7,300 0 0	5 ℔ cent.	365 0 0
1930-31.....	No. 27, 1919	255,530	3,012,640 0 0	.....	3,268,170 0 0	5½ ℔ cent.	179,749 7 0
1931-32.....	No. 51, 1912	.....	296,727 0 0	.....	296,727 0 0	5½ ℔ cent.	16,319 19 8
	No. 27, 1920	359,800	.....	.....	359,800 0 0	5½ ℔ cent	19,789 0 0
	No. 27, 1920	.....	713,589 0 0	.....	713,589 0 0	5½ ℔ cent	39,247 7 11
1932-33 (*c*)	No. 30, 1914	559,100	9,516,900 0 0	.....	10,076,000 0 0	5¾ ℔ cent.	579,370 0 0
	No. 51, 1912						
	No. 51, 1912	530,700	2,469,300 0 0	.....	3,000,000 0 0	5¾ ℔ cent.	172,500 0 0
	No. 30, 1914						
	No. 73, 1916						
1933-34.....	43 Vic., No. 11	.....	5,609,000 0 0	.....	9,686,300 0 0	4 ℔ cent.	387,452 0 0
	44 Vic., No. 12	.....	1,262,000 0 0	.....			
	44 Vic., No. 28	.....	315,300 0 0	.....			
	54 Vic., No. 33	.....	2,027,557 0 0	.....			
	55 Vic., No. 35	.....	472,443 0 0	.....			
1934-35 (*d*)	No. 73, 1916	473,000	2,527,000 0 0	.....(*h*)	3,000,000 0 0	5½ ℔ cent.	165,000 0 0
	No. 7, 1917.....						
	No. 31, 1914	766,300	2,233,700 0 0	.....	3,000,000 0 0	5¾ ℔ cent.	172,500 0 0
	No. 51, 1912	622,700	1,377,300 0 0	.....(*g*)	2,000,000 0 0	5¾ ℔ cent.	115,000 0 0
	No. 30, 1914						
1935-36.....	50 Vic., No. 28	.....	2,622,600 0 0	.....	12,500,000 0 0	3 ℔ cent.	375,000 0 0
	52 Vic., No. 17	.....	2,100,000 0 0	.....			
	53 Vic., No. 23	.....	4,144,000 0 0	.....			
	59 Vic., No. 5	.....	633,400 0 0	.....			
	No. 10, 1900	.....	3,000,000 0 0	.....			
1940-41.....	No. 51, 1912	.....	7,000,000 0 0	.....(*k*)	7,000,000 0 0	6 ℔ cent.	420,000 0 0
	No. 30, 1914						
	No. 7, 1917.....	.....	3,000,000 0 0	..... (*l*)	3,000,000 0 0	6 ℔ cent.	180,000 0 0
	No. 25, 1918	.....	2,500,000 0 0	..... (*i*)	6,500,000 0 0	6½ ℔ cent.	422,500 0 0
	No. 27, 1919	.....	4,000,000 0 0	.....			
1950-51 (*e*)	No. 108, 1902.....	.....	2,000,000 0 0	.....	12,250,000 0 0	3½ ℔ cent.	428,750 0 0
	No. 19, 1907	.....	3,000,000 0 0	.....			
	No. 108, 1902.....						
	No. 36, 1905	.....	1,500,000 0 0	.....			
	No. 22, 1908						
	No. 22, 1908	.....	3,000,000 0 0	.....			
	No. 16, 1909	.....	2,750,000 0 0	.....			
1962 63 (*f*)	No. 13, 1912	.....	1,500,000 0 0	.....	10,500,000 0 0	4 ℔ cent.	420,000 0 0
	No. 44, 1912						
	No. 57, 1912						
	No. 57, 1912	.....	3,000,000 0 0	.....			
	No. 20, 1913	.....	3,000,000 0 0	.....			
	No. 5, 1914.....	.....	3,000,000 0 0	.....			
Interminable (being unpresented balance of Debentures payable off in 1882)	17 Vic., No. 34	250	.....	.....	250 0 0	.....	.....
	19 Vic., Nos. 38 & 40						
Interminable.....	36 Vic., No. 21	.....	530,189 9 2	.....	530,189 9 2	4 ℔ cent.	21,207 11 7
Permanent.....	18 Vic., No. 40	2,700	.....	.....	2,700 0 0	5 ℔ cent.	135 0 0
1918-19 (*j*)	Advances to Settlers Loan Act of 1899.	.....	120,050 0 0	.....	120,050 0 0	3 ℔ cent.	3,601 10 0
Total Amount Outstanding, 30th June, 1922.....	..... £	14,546,580	154,268,606 13 9	7,859,200 0 0	176,674,386 13 9	.....	8,118,429 19 0

(*a*) Redeemable at Government option, in whole or in part, on or after 1st June, 1922, on giving three months' notice.
(*b*) " " " " 1st July, 1922, " "
(*c*) " " " " 1st November, 1922, " "
(*d*) " " " " 1st January, 1925, " "
(*e*) " " " " 1st July, 1930, six "
(*f*) " " " " 1st July, 1942, " "
(*g*) " " " " 1st January, 1925, three "
(*h*) " " " " 1st June, 1924. " "
(*i*) " " " " 1st August, 1930. " "
(*j*) Redeemable at Government option on giving twelve months' notice.
(*k*) Redeemable at Government option, in whole or in part, on or after 1st November, 1930, on giving three calendar months' notice.
(*l*) " " " " " " "

The Treasury, New South Wales,
Sydney, 11th August, 1922.

A. Lynch,
Comptroller of Accounts.

PUBLIC DEBT—*continued.*

STATEMENT SHOWING NEW SOUTH WALES DEBT—*continued.*

Year when Due.	Authorising Act.	Amount.	Interest payable Quarterly.	Interest payable Half-yearly.	Total.	Annual Interest.
		£ s. d.	£ s. d.	£ s. d.	£ s. d.	£ s. d.
Brought forward		6,230,100	90,297	7,060,200	7,150,497	214,512
1920-27	No. 31, 1914	415,000				
	No. 30, 1915		262,284		262,284	7,872
	No. 30, 1918		2,520,102		2,520,102	
	No. 31, 1912		1,301,140		1,301,140	3,921,242
	No. 31, 1912		1,284,273		1,284,273	
	No. 30, 1913		884,760		884,760	4,068,413
	No. 73, 1916		728,800		728,800	
	No. 27, 1920		1,820,205		1,820,205	3,549,005
	No. 27, 1920	416,700				1,820,205
	No. 21, 1921	1,000,000				416,700
1927-28	No. 30, 1913	31,000				1,000,000
	No. 27, 1913					31,000
	No. 6, 1914	2,087,000	2,012,100		2,012,100	4,099,100
	No. 22, 1918		280,000		280,000	280,000
1928-29	No. 30, 1913	4,000				
1929-30	No. 31, 1912		1,071,740		1,071,740	1,071,740
1930-31	No. 27, 1910	7,200				
	No. 31, 1912		2,012,520		2,012,520	2,012,520
1931-32	No. 27, 1920		200,727		200,727	200,727
	No. 32, 1920	330,000				330,000
1932-33 (c)	No. 30, 1913		713,000		713,000	713,000
	No. 31, 1912	400,100	1,040,000		1,040,000	1,040,000
	No. 31, 1912					400,100
	No. 30, 1914	330,700	1,100,200		1,100,200	1,100,200
	No. 73, 1916					330,700
1933-34	14 Vic., No. 11		3,000,000		3,000,000	3,000,000
	14 Vic., No. 13		1,200,000		1,200,000	1,200,000
	14 Vic., No. 28		315,300		315,300	315,300
	21 Vic., No. 33		2,027,697		2,027,697	2,027,697
	35 Vic., No. 33		472,443		472,443	472,443
1934-35 (d)	No. 73, 1916	473,000	2,367,000		2,367,000	2,367,000
	No. 7, 1917					473,000
1935-36	No. 31, 1914	760,300	2,233,700		2,233,700	2,233,700
1936-37 (d)	No. 31, 1912	822,700	1,077,300		1,077,300	1,077,300
	No. 30, 1914					822,700
1937-38	50 Vic., No. 28		2,022,000		2,022,000	2,022,000
1938-39	33 Vic., Nos. 12		2,100,000		2,100,000	2,100,000
	33 Vic., No. 23		1,141,000		1,141,000	1,141,000
	35 Vic., No. 6		632,400		632,400	632,400
1939-40	No. 19, 1920		3,000,000		3,000,000	3,000,000
1940-41	No. 51, 1912		7,000,000		7,000,000	7,000,000
	No. 20, 1914					
1941-42	No. 7, 1917		2,000,000		2,000,000	2,000,000
1942-43	No. 32, 1918		2,000,000		2,000,000	2,000,000
1943-44	No. 37, 1918		4,000,000		4,000,000	4,000,000
1944-45	No. 108, 1902		2,000,000		2,000,000	2,000,000
1945-46	No. 19, 1907		3,000,000		3,000,000	3,000,000
	No. 108, 1902					
1946-47 (e)	No. 30, 1909		1,903,000		1,903,000	1,903,000
	No. 22, 1908					
1947-48	No. 22, 1908		3,000,000		3,000,000	3,000,000
1948-49	No. 16, 1909		2,750,000		2,750,000	2,750,000
1949-50	No. 12, 1912					
	No. 44, 1912		1,000,000		1,000,000	1,000,000
	No. 31, 1912					
1950-51	No. 37, 1913		2,000,000		2,000,000	2,000,000
1951-52	No. 20, 1914		2,000,000		2,000,000	2,000,000
1952-53	No. 3, 1914		2,000,000		2,000,000	2,000,000
Terminable (secured on Railways)	15 Vic., No. 34	250				
Debentures (Sydney Improvement Loan Act of 1889)	19 Vic., Nos. 38 & 40					
Terminable	30 Vic., No. 21					
Debentures	18 Vic., No. 40		2,700		2,700	162
1918-19 (f)	Advances to Settlers		120,000		120,000	3,000
	Total Amount Out- standing, June, 1902	13,810,850	66,606,613	7,060,200	73,666,813	1,870,290

(c) Redeemable at Government option, in whole or in part, on or after 1st June, 1923, on giving three months' notice.

(d) Redeemable at Government option on 1st July next, or on or after 1st July, 1923, on giving three months' notice.

(e) Redeemable at Government option, in whole or in part, on or after 1st June, 1926, on giving three months' notice.

(f) Redeemable at Government option on 1st July next, or on or after 1st July, 1923, on giving three months' notice.

The Treasury, New South Wales,
Sydney, 11th August, 1902.

STATEMENT

SHOWING

DISTRIBUTION AND DATES OF PAYMENT

OF

INTEREST ON PUBLIC DEBT

ON

30TH JUNE, 1922.

PUBLIC DEBT.

Statement showing Distribution and Dates of Payment of Interest on Public Debt on 30th June, 1922.

Description of Stock.	Stock. Amount.	Stock. Total.	Due date of Payment of Interest.	6½ per cent.	6 per cent.	5½ per cent.	5½ per cent.	£5 6s. 11d. per cent.	£5 5s. 3d. per cent.	5½ per cent.	5 per cent.	4½ per cent.	4½ per cent.	4 per cent.	3½ per cent.	3½ per cent.	3 per cent.	Total Interest.
	£ s. d.	£ s. d.		£ s. d.	£ s. d.	£ s. d.	£ s. d.	£ s. d.	£ s. d.	£ s. d.	£ s. d.	£ s. d.	£ s. d.	£ s. d.	£ s. d.	£ s. d.	£ s. d.	£ s. d.
	1,450 0 0		Matured	.....	.....	.....	.....	.....	.....	.....	.....	.....	.....	.....	.....	.....	.....	
	766,300 0 0		1 Jan. and 1 July	.....	.....	44,062 5 0	.....	.....	.....	.....	.....	.....	.....	.....	.....	.....	.....	
	1,200 0 0		1 Jan. and 1 July	.....	.....	.....	.....	.....	.....	.....	.....	.....	.....	.....	.....	.....	.....	
	525,900 0 0		1 Jan. and 1 July	.....	.....	.....	.....	.....	.....	.....	60 0 0	.....	.....	.....	.....	.....	.....	
	2,087,700 0 0		1 Jan. and 1 July	.....	.....	.....	.....	.....	.....	.....	26,295 0 0	.....	.....	.....	.....	.....	.....	
Debentures (in London) ...	494,600 0 0		15 Feb. and 15 Aug.	.....	.....	.....	.....	.....	.....	.....	.....	93,946 10 0	.....	.....	.....	.....	.....	
	1,200 0 0		Matured	.....	.....	.....	.....	.....	.....	25,966 10 0	.....	.....	.....	.....	.....	.....	.....	579,545 0 0
	4,400,000 0 0		1 April and 1 Oct.	.....	.....	.....	.....	.....	.....	.....	.....	.....	.....	.....	.....	.....	.....	
	1,089,600 0 0		1 May and 1 Nov.	.....	.....	62,652 0 0	.....	.....	.....	.....	.....	.....	.....	176,000 0 0	.....	.....	.....	
	1,613,500 0 0		1 June and 1 Dec.	.....	.....	.....	88,742 10 0	.....	.....	.....	.....	.....	.....	.....	.....	.....	.....	
	622,700 0 0		1 Jan. and 1 July	.....	.....	35,805 5 0	.....	.....	.....	.....	.....	.....	.....	.....	.....	.....	.....	
	473,000 0 0		1 June and 1 Dec.	.....	.....	.....	26,015 0 0	.....	.....	.....	.....	.....	.....	.....	.....	.....	.....	
		12,077,150 0 0																
	800 0 0		Matured	.....	.....	.....	.....	.....	.....	.....	.....	.....	.....	.....	.....	.....	.....	
	2,200 0 0		1 Jan. and 1 July	.....	.....	.....	.....	.....	.....	.....	.....	.....	.....	.....	.....	.....	.....	
	415,000 0 0		10 Feb. and 10 Aug.	.....	.....	.....	.....	.....	.....	.....	100 0 0	9 0 0	.....	.....	.....	.....	.....	
	210,500 0 0		Various dates	.....	.....	.....	.....	.....	.....	.....	.....	18,675 0 0	.....	.....	.....	.....	.....	
Debentures (in Sydney)	416,700 0 0		1 Mar. and 1 Sept.	.....	.....	23,960 5 0	.....	.....	.....	.....	10,325 0 0	180 0 0	.....	.....	.....	.....	.....	
	359,800 0 0		1 Mar. and 1 Sept.	.....	.....	.....	19,789 0 0	.....	.....	.....	.....	.....	.....	.....	.....	.....	.....	130,045 18 0
	100,000 0 0		1 April and 1 Oct.	.....	.....	.....	.....	.....	.....	.....	.....	.....	.....	.....	.....	.....	.....	
	7,300 0 0		5 Mar. and 5 Sept.	.....	.....	.....	.....	.....	.....	.....	.....	.....	.....	4,000 0 0	.....	.....	.....	
	956,930 0 0		1 June and 1 Dec.	.....	.....	.....	52,631 3 0	.....	.....	.....	365 0 0	.....	.....	.....	.....	.....	.....	
	200 0 0		1 May and 1 Nov.	.....	.....	11 10 0	.....	.....	.....	.....	.....	.....	.....	.....	.....	.....	.....	
		2,469,430 0 0																
	3,610,120 0 0		1 Jan. and 1 July	.....	.....	207,581 18 0	.....	.....	.....	.....	.....	.....	.....	.....	.....	.....	.....	
	1,473,400 0 0		1 Jan. and 1 July	.....	.....	.....	.....	.....	.....	.....	73,670 0 0	.....	.....	.....	.....	.....	.....	
	2,911,600 0 0		1 Jan. and 1 July	.....	.....	.....	.....	.....	.....	.....	.....	131,022 0 0	.....	.....	.....	.....	.....	
	20,030,301 9 10		1 Jan. and 1 July	.....	.....	.....	.....	.....	.....	.....	.....	.....	.....	801,212 1 2	.....	.....	.....	
	12,068,650 0 0		1 Jan. and 1 July	.....	.....	.....	.....	.....	.....	.....	.....	.....	.....	.....	422,402 15 0	.....	.....	
Inscribed Stock (in London)	2,005,400 0 0		15 Feb. and 15 Aug.	.....	.....	.....	.....	.....	.....	105,283 10 0	.....	.....	.....	.....	.....	.....	.....	4,778,626 12 0
	16,427,055 2 0		1 April and 1 Oct.	.....	.....	.....	.....	.....	.....	.....	.....	.....	.....	.....	574,946 18 7	.....	.....	
	12,435,474 8 9		1 April and 1 Oct.	.....	.....	.....	.....	.....	.....	.....	.....	.....	.....	.....	.....	373,064 4 8	.....	
	11,967,304 7 9		1 May and 1 Nov.	.....	.....	688,120 0 1	.....	.....	.....	.....	.....	.....	.....	.....	.....	.....	.....	
	2,981,800 0 0		1 May and 1 Nov.	.....	178,908 0 0	.....	.....	.....	.....	.....	.....	.....	.....	.....	.....	.....	.....	
	7,000,000 0 0		1 May and 1 Nov.	.....	420,000 0 0	.....	.....	.....	.....	.....	.....	.....	.....	.....	.....	.....	.....	
	6,909,600 0 0		1 June and 1 Dec.	.....	.....	.....	380,028 0 0	.....	.....	.....	.....	.....	.....	.....	.....	.....	.....	
	6,498,265 0 0		1 Feb. and 1 Aug.	422,387 4 6	.....	.....	.....	.....	.....	.....	.....	.....	.....	.....	.....	.....	.....	
		106,318,970 8 4																
	500 0 0		1 Jan. and 1 July	.....	.....	.....	.....	.....	.....	.....	.....	22 10 0	.....	.....	.....	.....	.....	
	880 0 0		1 Jan. and 1 July	.....	.....	50 12 0	.....	.....	.....	.....	.....	.....	.....	.....	.....	.....	.....	
	200 0 0		1 Jan. and 1 July	.....	.....	.....	.....	.....	.....	.....	10 0 0	.....	.....	6,239 18 10	.....	.....	.....	
Inscribed Stock (transferred from London to Sydney)..	155,998 10 2		1 Jan. and 1 July	.....	.....	.....	.....	.....	.....	.....	.....	.....	.....	.....	6,347 5 0	.....	.....	19,664 18 0
	181,350 0 0		1 Jan. and 1 July	.....	.....	.....	.....	.....	.....	.....	.....	.....	.....	.....	.....	2,553 1 5	.....	
	1,735 0 0		1 Feb. and 1 Aug.	112 15 6	.....	.....	.....	.....	.....	.....	.....	.....	.....	.....	.....	.....	1,935 15 4	
	72,944 18 0		1 April and 1 Oct.	.....	.....	.....	.....	.....	.....	.....	.....	.....	.....	.....	.....	.....	.....	
	64,525 11 3		1 April and 1 Oct.	.....	.....	.....	.....	.....	.....	.....	.....	.....	.....	.....	.....	.....	.....	
	18,895 12 3		1 May and 1 Nov.	.....	.....	1,086 9 11	.....	.....	.....	.....	.....	.....	.....	.....	.....	.....	.....	
	18,200 0 0		1 May and 1 Nov.	.....	1,092 0 0	.....	.....	.....	.....	.....	.....	.....	.....	.....	.....	.....	.....	
	3,900 0 0		1 June and 1 Dec.	.....	.....	.....	214 10 0	.....	.....	.....	.....	.....	.....	.....	.....	.....	.....	
		519,129 11 8																
	4,046 0 0		Matured	.....	.....	.....	.....	.....	.....	.....	.....	.....	.....	.....	.....	.....	.....	
	500,000 0 0		1 April and 1 Oct.	.....	.....	.....	.....	.....	.....	.....	.....	.....	.....	.....	.....	.....	.....	
	250,000 0 0		1 April and 1 Oct.	.....	.....	.....	.....	13,364 11 8	26,312 10 0	.....	.....	.....	.....	.....	.....	.....	.....	
	3,821,242 0 0		10 May and 10 Nov.	.....	.....	.....	.....	.....	.....	.....	.....	.....	.....	.....	.....	.....	.....	
	562,384 0 0		10 May and 10 Nov.	.....	.....	.....	.....	.....	.....	.....	191,062 2 1	.....	.....	.....	.....	.....	.....	
	94,574 6 8		10 May and 10 Nov.	.....	.....	.....	.....	.....	.....	.....	.....	25,307 5 7	.....	.....	.....	.....	.....	
	89,544 0 0		10 Feb. and 10 Aug.	.....	.....	.....	.....	.....	.....	4,965 3 0	.....	.....	.....	.....	.....	.....	.....	
	1,829,268 0 0		10 Feb. and 10 Aug.	.....	.....	105,182 18 2	.....	.....	.....	.....	.....	.....	.....	3,581 15 2	.....	.....	.....	
	713,589 0 0		10 Feb. and 10 Aug.	.....	.....	.....	39,247 7 11	.....	.....	.....	.....	.....	.....	.....	.....	.....	.....	
	2,837,506 14 9		10 May and 10 Nov.	.....	.....	.....	.....	.....	.....	.....	.....	.....	.....	.....	.....	.....	.....	
	4,006,702 1 6		10 Feb. and 10 Aug.	.....	.....	.....	.....	.....	.....	.....	.....	.....	.....	113,500 5 4	.....	.....	.....	
	3,642,471 0 0		10 Feb. and 10 Aug	.....	.....	.....	.....	.....	.....	.....	.....	.....	.....	.....	.....	.....	.....	
New South Wales Funded Stock.	2,644,960 0 0		10 Feb. and 10 Aug.	.....	.....	.....	.....	.....	.....	.....	.....	.....	.....	.....	.....	120,201 1 2	.....	
	850 0 0		Matured	.....	.....	.....	.....	.....	.....	.....	.....	.....	.....	.....	127,486 9 8	.....	.....	
	12,673,155 1 8		10 Feb. and 10 Aug.	.....	.....	.....	.....	.....	.....	.....	.....	.....	.....	.....	.....	.....	.....	
	157,740 0 0		10 Feb. and 10 Aug.	.....	.....	.....	.....	.....	.....	.....	.....	.....	.....	.....	.....	.....	.....	
	4,558,273 0 0		10 Feb. and 10 Aug.	.....	.....	262,100 13 11	.....	.....	.....	.....	.....	.....	.....	.....	.....	.....	.....	
	296,727 0 0		10 Feb. and 10 Aug.	.....	.....	.....	16,319 19 8	.....	.....	.....	.....	.....	.....	.....	.....	.....	.....	
	5,969,135 0 0		1 June and 1 Dec.	.....	.....	.....	328,302 8 6	.....	.....	.....	.....	.....	.....	.....	.....	.....	.....	
	40,300 0 0		21 May and 21 Nov.	.....	.....	.....	2,216 10 0	.....	.....	.....	.....	.....	.....	.....	.....	.....	.....	
	2,290 0 0		25 June and 25 Dec.	.....	.....	.....	125 19 0	.....	.....	.....	.....	.....	.....	.....	.....	.....	.....	
	41,260 0 0		9 June and 9 Dec.	.....	.....	.....	2,269 6 0	.....	.....	.....	.....	.....	.....	.....	.....	.....	.....	
	17,700 0 0		5 July and 5 Jan.	.....	.....	.....	973 10 0	.....	.....	.....	.....	.....	.....	.....	.....	.....	.....	
	6,820 0 0		23 July and 23 Jan.	.....	.....	.....	375 2 0	.....	.....	.....	.....	.....	.....	.....	.....	.....	.....	
	599,410 0 0		Various dates	.....	.....	.....	32,967 11 0	.....	.....	.....	.....	.....	.....	.....	.....	.....	.....	
	1,000,000 0 0		15 June and 15 Dec.	.....	.....	.....	55,000 0 0	.....	.....	.....	.....	.....	.....	.....	.....	.....	.....	
		46,359,947 4 7																
New South Wales 4 per cents	.....	530,189 9 2	Quarterly— 1 Jan., 1 April, 1 July, and 1 Oct	.....	.....	.....	.....	.....	.....	.....	.....	.....	.....	21,207 11 7	.....	.....	.....	21,207 11 7
New South Wales 1924 Stock, Act 58 Vic. No. 14.	.....	198,065 0 0	10 Feb. and 10 Aug	.....	.....	.....	.....	.....	.....	.....	.....	.....	.....	.....	.....	5,941 19 0	5,941 19 0
New South Wales 1925 Stock, Act 59 Vic. No. 6.	.....	222,255 0 0	10 Feb. and 10 Aug.	.....	.....	.....	.....	.....	.....	.....	.....	.....	.....	.....	.....	6,667 13 0	6,667 13 0
Carried Forward	.....	168,695,136 13 9	.....	422,500 0 0	600,000 0 0	1,430,613 17 1	1,045,217 17 1	13,364 11 8	26,312 10 0	801,555 15 10	309,774 2 1	269,162 5 7	.....	1,125,741 12 1	99,186 0 0	1,133,736 9 8	507,810 13 2	7,784,975 14 3

PUBLIC

STATEMENT showing Distribution and Dates of Payment

Description of Stock.	Stock. Amount.	Stock. Total.	Due date of Payment of Interest.	6½ per cent.	6 per cent.	5½ per cent.	5½ per cent.	£5 6s. 11d. per cent.
		£ s. d.		£ s. d.	£ s. d.	£ s. d.	£ s. d.	£ s. d.
Brought Forward...	.....	168,695,136 13 9	.....	422,500 0 0	600,000 0 0	1,430,613 17 1	1,045,217 17 1	13,364 11 8
Treasury Bills, Acts Nos. 5 and 31, 1914, and No. 14, 1915 (Public Works and Railway Duplications) ...	.....	7,400,000 0 0	Various dates	.....	.....	.....	.....	.....
Treasury Bills, Act No. 56, 1915 (Public Works)	.....	5,000 0 0	1 Jan. and 1 July.	.....	.....	.....	.....	.....
		17,900 0 0	2 Jan. and 2 July	.....	.....	.....	.....	.....
		25,500 0 0	18 Jan. and 18 July	.....	.....	.....	.....	.....
		42,500 0 0	22 April and 22 Oct	.....	.....	.....	.....	.....
Treasury Bills, Act No. 30, 1914 (Renewals)	.....	335,000 0 0	10 Feb. and 10 Aug.	.....	.....	.....	18,425 0 0	.....
Treasury Bills, Act No. 73, 1916 (Railways and other purposes)	.....	10,000 0 0	1 Jan. and 1 July	.....	.....	.....	.....	.....
Treasury Bills, Act No. 27, 1919 (Railways and other purposes)	.....	2,200 0 0	Matured.....	.....	.....	.....	.....	.....
		21,100 0 0	10 Feb. and 10 Aug.	.....	.....	.....	.....	.....
Advances to Settlers, Inscribed Stock...	.....	120,050 0 0	10 Feb. and 10 Aug.	.....	.....	.....	.....	.....
TOTALS.....	.....	£ 176,674,386 13 9	.....	£ 422,500 0 0	600,000 0 0	1,430,613 17 1	1,063,642 17 1	13,364 11 8

The Treasury, New South Wales,
Sydney, 11th August, 1922.

DEBT—*continued.*

of Interest on Public Debt on 30th June, 1922—*continued.*

£5 5s. 3d. per cent.	5½ per cent.	5 per cent.	4½ per cent.	4½ per cent.	4 per cent.	3½ per cent.	3½ per cent.	3 per cent.	Total Interest.
£ s. d.	£ s. d.	£ s. d.	£ s. d.	£ s. d.	£ s. d.	£ s. d.	£ s. d.	£ s. d.	£ s. d.
26,312 10 0	801,555 15 10	300,774 2 1	269,162 5 7	.....	1,125,741 12 1	99,186 0 0	1,133,736 9 8	507,810 13 2	7,784,975 14 3
.....	.....	.....	.....	305,249 19 9	.....	.....	.....	.....	305,249 19 9
.....	.....	250 0 0	.....	.....	.....	.....	.....	.....	4,545 0 0
.....	.....	895 0 0	.....	.....	.....	.....	.....	.....	
.....	.....	1,275 0 0	.....	.....	.....	.....	.....	.....	
.....	.....	2,125 0 0	.....	.....	.....	.....	.....	.....	
.....	.....	.....	.....	.....	.....	.....	.....	.....	18,425 0 0
.....	525 0 0	.....	.....	.....	.....	.....	.....	.....	525 0 0
.....	.....	.....	.....	.....	.....	.....	.....	.....	1,107 15 0
.....	1,107 15 0	.....	.....	.....	.....	.....	.....	.....	
.....	.....	.....	.....	.....	.....	.....	.....	3,601 10 0	3,601 10 0
26,312 10 0	803,188 10 10	314,319 2 1	269,162 5 7	305,249 19 9	1,125,741 12 1	99,186 0 0	1,133,736 9 8	511,412 3 2	8,118,429 19 0

(*a*) Approximate—rate not definitely fixed.

A. LYNCH,
Comptroller of Accounts.

BALANCE STATEMENT

SHOWING THE LEDGER BALANCES

AND THE

DISTRIBUTION INTO CASH AND SECURITIES

ON 30TH JUNE, 1922.

BALANCE STATEMENT.

Showing the Ledger Balances on the various Accounts of the Government of New South Wales on the 30th June, 1922, and the distribution of the same into Cash and Securities.

Reference. No.	Reference. Page.	HEAD OF ACCOUNT.	Dr. or Cr.	Balances on 30th June, 1922. £ s. d.	£ s. d.
2	57	Special Deposits Account	Cr.	.....	16,967,644 3 11
3	61	Special Accounts:—			
		Colonial Treasurer's Master in Equity Account ...	,,	74,278 4 10	
		Colonial Treasurer's Master in Lunacy Account ...	,,	15,314 19 9	
		Colonial Treasurer's Public Trustee Account	,,	410,212 13 9	
		Colonial Treasurer's Prothonotary Account	,,	5,950 8 0	
		Colonial Treasurer's Registrar of Probates Account ...	,,	18,432 15 2	
		Total Special Accounts ... ... £	,,	.....	524,189 1 6
4	65	Closer Settlement Account	,,	24,903 3 2	
5	81	Public Works Account	,,	253,136 19 8	
9	143	Miners' Accident Relief (Repeal) Act, No. 46, 1916 ...	,,	162,500 0 0	
			,,	.....	440,540 2 10
		Total Credit Balances carried forward £	Cr.	.....	17,932,373 8 3

STATEMENT.

Wales on the 30th June, 1922, and the distribution of the same into Cash and Securities.

Distribution.	£ s. d.	Cash. £ s. d.	Securities. £ s. d.	Total. £ s. d.
Special Deposits Account—				
With Bank of New South Wales ...	8,925,310 11 7			
With Commercial Banking Company of Sydney, Limited	7,862,124 16 5			
		16,787,435 8 0	.....	
Treasury Chest—				
Treasury Fire Insurance Fund—	£ s. d.			
New South Wales Funded Stock (1923)	2,000 0 0			
New South Wales Funded Stock (1924)	21,000 0 0			
Commonwealth Government Inscribed Stock (1925) 4½ per cent.	6,000 0 0			
		.....	29,000 0 0	
Treasury Guarantee Fund—				
New South Wales Funded Stock, 60 Vic., No. 32	14,500 0 0			
New South Wales Funded Stock, Railway (1923)...	6,000 0 0			
		.....	20,500 0 0	
Elder's Trustee and Executor Co., Ltd.—				
New South Wales Funded Stock (1930)		.....	20,000 0 0	
The Union Trustee Company of Australia, Ltd.—				
New South Wales Funded Stock (1924)		.....	20,000 0 0	
Metropolitan Board of Water Supply and Sewerage Trust Account—New South Wales Funded Stock (1925) ...		.....	1,250 0 0	
Sundry Deposits Account (Deposits on Tenders) ...		.....	58,415 0 0	
Miscellaneous		.....	31,043 15 11	
Total Special Deposits Account—Cash and Securities £		16,787,435 8 0	180,208 15 11	16,967,644 3 11
Special Accounts—				
With Bank of New South Wales—				
Colonial Treasurer's Master in Equity Account		74,278 4 10	.....	
Colonial Treasurer's Master in Lunacy Account		15,314 19 9	.....	
Colonial Treasurer's Public Trustee Account		410,212 13 9	.....	
Colonial Treasurer's Prothonotary Account		5,950 8 0	.....	
Colonial Treasurer's Registrar of Probates Account ...		18,432 15 2	.....	
Total Special Accounts ... ... £		524,189 1 6	.....	524,189 1 6
Closer Settlement Account—				
With Commercial Banking Company of Sydney, Limited		24,903 3 2	.....	
Public Works Account—				
With Bank of New South Wales		253,136 19 8	.....	
Miners' Accident Relief (Repeal) Act, No. 46, 1916 ...		.....	162,500 0 0	
	£	278,040 2 10	162,500 0 0	440,540 2 10
London Remittance Account—	£ s. d.			
With Bank of New South Wales ...	1,195,313 9 10			
With Commercial Banking Company of Sydney, Limited	1,196,606 12 0			
		2,391,920 1 10	.....	2,391,920 1 10
Total Credit Balances—Cash and Securities—Carried forward ... ... £		19,981,584 14 2	342,708 15 11	20,324,293 10 1

BALANCE

Showing the LEDGER BALANCES on the various Accounts of the Government of New South

Reference. No.	Reference. Page.	HEAD OF ACCOUNT.	Dr. or Cr.	BALANCES ON 30TH JUNE, 1922. £ s. d.	£ s. d.
		Credit Balances—Brought forward...	**Cr.**	.....	17,932,373 8 3
		Less Debit Balances—			
1	4	Consolidated Revenue Account	**Dr.**	3,578,262 17 6	
6	128	General Loan Account	,,	10,461,290 6 9	
7	140	Public Works Account Expenditure Suspense Account...	,,	108,962 12 5	
8	142	Loans Expenditure Suspense Account	,,	585,965 17 4	
9	143	Coal Purchase Suspense Account..	,,	105,445 13 8	
9	143	Railway Store Suspense Account	,,	283,377 18 8	
9	143	Government Dockyard Store Advance Account—London Payments Suspense Account...	,,	15,000 0 0	
9	143	Government Printer Stores Suspense Account	,,	16,000 0 0	
				15,154,305 6 4	
—	198	*Add* Amounts not transferred to the Treasurer's Public Accounts—(Details, see page 198.)	,,	972,306 16 5	16,126,612 2 9
		GRAND TOTAL	**Cr.**	..... £	1,805,761 5 6

The Treasury, New South Wales,
Sydney, 11th August, 1922.

A. LYNCH,
Comptroller of Accounts.

STATEMENT—*contd.*

Wales on the 30th June, 1922, and distribution of the same into Cash and Securities—*contd.*

DISTRIBUTION.				CASH. £ s. d.	SECURITIES. £ s. d.	TOTAL. £ s. d.
Total Credit Balances—Cash and Securities—Brought forward			£	19,981,584 14 2	342,708 15 11	20,324,293 10 1
Less Debit Balances—						
Consolidated Revenue Account—	£	s.	d.			
With Bank of New South Wales ...	849,738	11	8			
With Commercial Banking Company of Sydney, Limited	2,753,524	5	10			
	3,603,262	17	6			
Less Cash in hands of the Receiver ...	25,000	0	0			
				3,578,262 17 6	.....	3,578,262 17 6
General Loan Account—	£	s.	d.			
With Bank of New South Wales ...	5,958,007	12	0			
With Commercial Banking Company of Sydney, Limited	4,503,282	14	9			
				10,461,290 6 9	.....	10,461,290 6 9
Public Works Account Expenditure Suspense Account— With Bank of New South Wales				108,962 12 5	.....	108,962 12 5
Loans Expenditure Suspense Account—	£	s.	d.			
With Bank of New South Wales ...	449,588	11	10			
With Commercial Banking Company of Sydney, Limited	136,377	5	6			
				585,965 17 4	.....	585,965 17 4
Coal Purchase Suspense Account— With Bank of New South Wales				105,445 13 8	.....	105,445 13 8
Railway Store Suspense Account— With Bank of New South Wales				283,377 18 8	.....	283,377 18 8
Government Dockyard Store Advance Account—London Payments Suspense Account— With Bank of New South Wales				15,000 0 0	.....	15,000 0 0
Government Printer Stores Suspense Account— With Bank of New South Wales				16,000 0 0	.....	16,000 0 0
Total Debit Balances			£	15,154,305 6 4	.....	15,154,305 6 4
Net Credit Balances			£	4,827,279 7 10	342,708 15 11	5,169,988 3 9
Deduct—						
Amounts not transferred to the Treasurer's Public Accounts—(Details see page 198)—	£	s.	d.			
With Bank of New South Wales ...	972,116	15	5			
With Commercial Banking Company of Sydney, Limited	190	1	0			
				Dr. 972,306 16 5	.....	*Dr.* 972,306 16 5
Total Sydney Net Credit Balances—Cash and Securities			£	3,854,972 11 5	342,708 15 11	4,197,681 7 4
London Bank Account at date of latest advices			**Dr.**	2,391,920 1 10	..... **Dr.**	2,391,920 1 10
GRAND TOTALS			**Cr.** £	1,463,052 9 7	**Cr.** 342,708 15 11	**Cr.** 1,805,761 5 6

ARTHUR A. C. COCKS,
Treasurer.

I HEREBY certify that the ledger balances above shown were, on 30th June, 1922, represented by the cash and securities, detailed in the foregoing Statement, allowance being made for unpresented cheques at that date.

Given under my hand, this 21st day of September, 1922.

F. A. COGHLAN,
Auditor-General.

MEMORANDUM of PAYMENTS made to 30th June, 1922, by the Bank of New South Wales, on account of the Government of New South Wales, not yet transferred to the Treasurer's Public Account, viz. :—

Service.	Amount.	Total.
	£ s. d.	£ s. d.
Colonial Treasurer's Unpaid Cheque Account	914 0 2	
Imperial Pension Fund	71,981 2 8	
Treasurer's Exchange Account	326 15 4	
Interest on Debentures and Funded Stock	226 6 6	
Interest on Funded Stock	180 13 1	
Commission on payment of Debentures	930 12 6	
Commission on payment of Interest on Debentures and Funded Stock ...	309 4 4	
Under Secretary for Public Works, Loans advance Account	61 11 2	
Under Secretary for Public Works Department — Expenditure Suspense Account	13,033 7 7	
Under Secretary for Public Works Department—Salaries Suspense Account	6,055 18 4	
Government Dockyard, Newcastle, Expenditure Suspense Account ...	159,889 16 7	
State Bakery, Expenditure Suspense Account	344 2 1	
State Brick and Lime Works, Botany, Expenditure Suspense Account ...	5,121 16 10	
State Brickworks, Homebush, do do	4,004 5 8	
State Clothing Factory, do do	2,252 11 11	
State Motor Garage, do do	2,641 7 6	
State Metal Quarries, do do	8,614 16 7	
State Power Station, do do	419 12 0	
State Timber Yards, Uhr's Point, do do	233,634 14 7	
Building Construction Branch, do do	15,532 12 11	
State Monier Pipe and Reinforced Concrete Works—Expenditure Suspense Account	4,762 3 6	
State Monier Pipe and Reinforced Concrete Works—Expenditure Suspense Account No. 2	10,000 0 0	
N.S.W. State Trawlers—Expenditure Suspense Account	33,540 19 5	
State Sawmills—Craven and Gloucester, Expenditure Suspense Account ...	13,491 12 10	
State Drug Depôt—Expenditure Suspense Account	930 8 11	
Murrumbidgee Irrigation Area—Expenditure Suspense Account	382,551 4 9	
Influenza Administrative Committee—Relief Account	227 3 6	
W. H. Palmer, Official Assignee	61 0 10	
Smith, Albert—Advance Account	4 10 0	
Bradfield, J. J. C.—Circular Letter of Credit Account	72 3 4	
Total (see page 197)	..... £	972,116 15 5

MEMORANDUM of PAYMENTS made to 30th June, 1922, by the Commercial Banking Company of Sydney, Limited, on account of the Government of New South Wales, not yet transferred to the Treasurer's Public Account, viz. :—

Service.	Amount.	Total.
	£ s. d.	£ s. d.
Colonial Treasurer's Unpaid Cheque Account	190 1 0	
Total (see page 197)	..... £	190 1 0

Summary.	£ s. d.	
Bank of New South Wales	972,116 15 5	
Commercial Banking Company of Sydney, Limited	190 1 0	
Grand Total (see pages 196 and 197)	..... £	972,306 16 5

The Treasury, New South Wales,
Sydney, 11th August, 1922.

A. Lynch,
Comptroller of Accounts.

ARTHUR A. C. COCKS,
Treasurer.

Sydney: John Spence, Acting Government Printer—1922.

1922.

(SECOND SESSION.)

LEGISLATIVE ASSEMBLY.

NEW SOUTH WALES.

STATE INDUSTRIAL UNDERTAKINGS.

Balance Sheets, Trading Accounts, &c.,

YEAR ENDED 30TH JUNE, 1922;

TOGETHER WITH

REPORT OF THE AUDITOR-GENERAL THEREON.

Ordered by the Legislative Assembly to be printed, 21 *November,* 1922.

SYDNEY: JOHN SPENCE, ACTING GOVERNMENT PRINTER.

1922.

76243 *250—(a) [4s. 3d]

STATE INDUSTRIAL UNDERTAKINGS.

AUDITOR-GENERAL'S REPORT, 1921-22.

CONTENTS.

	PAGE.
INTRODUCTORY	1
Brickworks—Homebush Bay	5
Metal Quarries—Kiama, &c.	9
Building Construction Branch	13
Monier Pipe, &c., Works	16
Bakery	19
Motor Garage	22
Saw Mills, Craven and Gloucester, &c.	25
Drug Depôt	28
Clothing Factory	30
Timber Yards, &c., Uhr's Point	33
Power Station, Uhr's Point	40
Trawlers	43
Government Dockyard, Newcastle	48
Special Undertaking—of National Character—	
Murrumbidgee Irrigation Areas—	
Balance-sheet, &c....	50
Canning Factory	53
Dry Area—Rentals, &c.	54
Electric Power-Houses	55
Domestic Water Supplies...	56
Nurseries	57
Accommodation Houses	57
House and Property Rents	58
Government Stores	58

Department of the Auditor-General,
Sydney, 21st November, 1922.

To the Honorable the Speaker of the Legislative Assembly.

Sir,

I have the honor to submit, under the provisions of Section 63 of the Audit Act, No. 26, 1902, a report upon the operations of the State Industrial Undertakings for the past financial year. The Special Deposits (Industrial Undertakings) Act prescribes that a yearly balance-sheet, a trading account, and a profit and loss account shall be prepared and submitted to Parliament. They will be found attached, together with the usual audit notes thereon.

The great national work of the Murrumbidgee Irrigation Areas is an Industrial Undertaking. Its separation from the others has been explained in previous reports.

As has been pointed out in such reports, this enterprise has so much outside an ordinary industrial undertaking that the dealing with it—under the Commission—might fairly form a subject of special legislation. It continues, therefore, to be an anomalous feature among the Industrial Undertakings. As already pointed out, its capital represents very much more than the actual investments in the various businesses on the Areas.

I have to report in connection with the Industrial Undertakings that the Capital Cost Committee has duly investigated and fixed the capitals of the several undertakings, except that of Walsh Island.

I have to acknowledge the most capable assistance of Mr. Clifford, the Auditor of the Industrial Undertakings, and his skilled assistants.

A history of the Industrial Undertakings is recorded in the series of reports upon their audits presented to Parliament from time to time. In his report to Parliament upon the Public Accounts of the financial year 1911–12, Mr. Vernon, then Auditor-General, stated :—

> "These Industries were inaugurated by the Government with the alleged object of preventing manufacturers from combining to raise the price of building and other materials to what was considered exorbitant rates."

In the following year he drew attention to the fact that "during November, 1912, the Industrial Undertakings Act was passed, which provided for recognition by Statute of these trading concerns, and for the establishment of any further Undertakings."

For the information of readers not conversant with the earlier history of the Industrial Undertakings, and to correct erroneous representations as to Undertakings discontinued, a note was attached to last year's report p.p. 43, 44, giving certain facts in regard to the inception of the Industrial Undertakings, the law governing them and the motive for the conduct of these enterprises, as well as information as to the Rozelle Joinery Works, which were burnt out, the Lime Quarries and Lime Brickworks, which, with those named in this report, and the Cockatoo Dock taken over by the Commonwealth Authorities constitute the Industrial Undertakings of New South Wales since the earliest establishment of such a form of utility.

During the year 1921–22 the Dockyard at Walsh Island was both proclaimed and withdrawn from the operation of the Special Deposits (Industrial Undertakings) Act The Dock is an adjunct of the Department of Public Works, as it was before its proclamation as an Industrial Undertaking.

The current year also saw the reversion to Departmental status of the Clothing Factory and the Drug Depot. Both of these are agencies of the Committee controlling Stores Supply, The three conversions were effected under the Act No. 77 of 1916.

On page 36 of the report upon the Public Accounts for 1921–22, certain information was afforded Parliament as to the Undertakings, and it was pointed out that the statutory date limit for that report was exceeded by the allowable time for the presentation of the balance sheets, &c. of the Industrial Undertakings. As, however, a number of the Undertakings had presented their balance sheets, and these had been audited, advantage was taken of the opportunity to give Parliament certain information. The fuller detail, now possible, is submitted herewith.

As

As to the temporary administrative arrangement, whereby for a time a small but independent Department was created for the control and direction of the Industrial Undertakings, it is necessary to inform Parliament that the Auditor-General was not, as has been publicly stated, responsible for the creation of the Department, nor did he advise, as has been repeatedly stated, the appointment of the Head of the Department. He was not consulted in connection with either, and certainly did not recommend any such appointment, or any person for the headship of such an office. He did, indeed, some years ago suggest to Parliament, in terms of the Audit Act, that, as the Industrial Undertakings were scattered through the Departments, it would be an advantage if they were brought under the control of one Minister for their co-ordination, *i.e.*, under one of the Ministers then holding office. That suggestion, however, gave no indication that an additional Minister was required or that an official bureau should be created for the management of the managers. It would be clear to anyone acquainted with the Undertakings that the utility of the new arrangement would be extremely doubtful as regarded the majority of the Undertakings. Moreover, the Undertakings would have to bear the expense of the new control, involving the whole time of certain persons.

As the arrangement was so ephemeral, I am not charging the Industrial Undertakings with the cost of the new portfolio, and the engagement of an expensive administrative head for some months. If the arrangement had continued, it would have been necessary to make the cost of this special control a charge upon the Undertakings. The Public Service Board having, in terms of the Public Service Act, abolished the position, I do not propose to take any further steps in the matter.

It is the practice to refer to these Industrial Undertakings collectively, but it is more just to consider each individually. Some of them were acquired by the Government as going concerns, as the Monier Pipe, Bridge, &c., Works, which has meant the exploitation of certain patent rights, the State Bakery, the Blue Metal Quarries, and the Sawmills. In the first case, the management is practically the same as under private enterprise, and in the second, the earlier years of the Undertaking were under the successful control of one of the original proprietors. The Sawmills are also under the direction of the original proprietor as Manager. In the remarkably successful State Brickworks, at Homebush, the management has remained unaltered since the establishment of the works in 1911. The Blue Metal Quarries also have had no change in management since 1911, and the same applies to the Building Construction Branch. These industries are an exhibition of the well-known axiom in business that the proper man being in charge and conducting the business with success, there is no need of change while the proprietors are satisfied.

As pointed out elsewhere the non-success of certain enterprises has led to changes in management, notably in the Trawlers and the State Timber Yards. In the latter the procession of managers who have been tried, borders on the unique. Much then of the story of the Industrial Undertakings is the tale of the personal factor operating for success or failure. The continual narration of losses year by year in the two Industries named was such that no one can now claim that they are taken by surprise.

It would be absurd to expect that every business established by State authority should be successful. So much money may be sunk in preparatory work to meet anticipated custom that the lot of a manager appointed later may be made well nigh impossible as to securing profitable results on the investment.

Looked at from a business point of view, the success for a series of years, and the prospective business—assuming the management is allowed control—the following Industrial Undertakings are likely to continue to be paying propositions :—

The State Brickworks at Homebush.
The State Monier Pipe, &c., Works.
The State Metal Quarries.
The State Building Construction Branch.
The State Motor Garage.

The State Bakery, which has been successful in the past, is now so circumscribed that, unless some alteration is made, it may ultimately become a losing proposition. The position as to the Power Station is detailed under the audit notes on that Undertaking. The Sawmills position is also set out under that section. The Drug Depot, the Clothing Factory, and the Walsh Island Dockyard, are no longer Industrial Undertakings.

The State Timber Yards and the Trawlers have each reached a stage which demands immediate consideration of their future. From the outset the Trawlers have suffered from inadequate management, but the trade opposition was negligible. The State Timber Yards have not had the Government custom it was entitled to expect, and has had violent trade rivalry to contend with during the whole period of its existence.

existence. It has suffered, too, from a succession of managements. It must be remembered that it saved the Government very considerable sums. The tribulations of the Yards have been so extensively shown in previous reports that it is not proposed to further comment on them here, beyond the references contained in the notes herewith.

The losses on account of condition of stock and reckless trading are marked features of the year.

As to the statements of over-capitalisation, the following statement made in the press in August last by Mr. Arthur Griffith, the original promoter of the State Timber Yards, is of interest at the present juncture.

"I desire to say that when I established the Works I had them equipped to meet the ascertained requirements of the various State Departments, but as several of these have persisted in obtaining their material from members of the Timber Merchants' Association, the State Yards have not been able to work up to anything approaching their full capacity. An estimated annual output of about £700,000 was thus reduced to about £400,000."

There were, during the life of the Trawlers and up to August last, but two managements. One lasted from 1915 to 1920, and the second from 1st July, 1920, to August, 1922. An Acting Manager is now in charge. As shown last year, the second management made many improvements, and so cut down unnecessary expenditure that it looked as if the Trawlers, when divested of non-essential adjuncts, were taking a new path to success. The divestment, however, was not carried out as required, and the unprofitable assets have reverted to the Trawlers, and the Industry's present condition is fully set out in the audit notes herewith. It was practicable to rescue the Trawling Industry at an earlier stage.

As pointed out in last year's report—

"From shortly after its establishment until the change in control last year constant adverse criticism had to be made of the Trawling Industry. The full story is contained in previous reports. The consistent support accorded proved incompetence was phenomenal."

A statement showing capital and results as at 30th June, 1922, is attached.

Yours faithfully,

F. A. COGHLAN,

Auditor-General.

STATEMENT

STATEMENT.

INDUSTRIAL UNDERTAKINGS.

Showing Capital and Results as at 30th June, 1922.

Undertaking.	Capital, as determined by the Committee.	Results for year ended 30th June, 1922.					Accumulated.				Date of commencing operations.
		Trading.		Appropriations for Interest on Capital, &c.	Net Result.		Trading.		Net, after Appropriations for Interest on Capital, &c.		
		Profit.	Loss.		Profit.	Loss.	Profit.	Loss.	Profit.	Loss.	
	£	£	£	£	£	£	£	£	£	£	
Brickworks, Homebush Bay	106,312*	21,775	.....	10,828	10,947	.....	113,498	.....	59,181	.....	1 Nov., 1911.
Metal Quarries, Kiama, &c.	144,504*	15,221	.....	7,180	8,041	.....	86,867	.....	41,987	.....	1 Sept., 1911.
Building Construction Branch	32,699*	8,508	.....	788	7,720	.....	79,323	.....	69,971	.....	1 Oct., 1913.
Monier Pipe, &c., Works	42,051*	10,419	.....	7,221	3,198	.....	62,209	.....	42,160	.....	1 Feb., 1914.
Bakery	21,794*	1,325	.....	868	457	.....	15,913	.....	11,134	.....	12 Feb., 1914.
Motor Garage	9,024	4,374	.....	1,387	2,987	.....	17,402	.....	11,451	.....	1 Oct., 1914.
Sawmills, Craven and Gloucester	66,918	.....	3,800	3,197	.....	6,997	13,134	.....	1,922	.....	19 Feb., 1917.
Drug Depôt	189	631	.....	10	621	.....	8,980	.....	8,946	.....	1 July, 1917.
Clothing Factory	13,635	6,971	.....	707	6,264	.....	22,281	.....	16,858	.....	1 Jan., 1913.
Timber Yards, &c., Uhr's Point	179,708	.....	79,663	10,634	.....	90,297	.....	159,825	.....	226,917	1 July, 1913.
Power Station, Uhr's Point	32,505	991	.....	1,742	.....	751	.....	3,855	.....	10,623	1 Dec., 1914.
Trawlers	206,793	.....	53,978	10,350	.....	64,328	.....	128,404	.....	180,280	1 July, 1915.
Murrumbidgee Irrigation Areas	6,923,063	16,122	.....	341,655	.....	325,533	.....	304,307	.....	1,829,924	1 July, 1915.

* Inclusive of amounts expended from profits, in reduction of Capital and on New Works—State Brickworks, Homebush, £68,308; State Metal Quarries, £36,360; Building Construction Branch, £31,851; Monier Pipe, &c., Works, £11,653 State Bakery, £10,356.

STATE BRICKWORKS--HOMEBUSH BAY.

BALANCE-SHEET as at 30th June, 1922.

LIABILITIES.

	£ s. d.	£ s. d.
Capital—		
General Loan Account	83,196 4 8	
Reserve Account	23,072 9 0	
Sundry Creditors	43 0 1	
	106,311 13 9	
Less Profits Applied to—		
Reduction of Capital £45,235 10 0		
New Works 23,072 9 0		
	68,307 19 0	
		38,003 14 9
Sundry Creditors	6,895 13 9	
Less Transferred to Capital	38 2 1	
		6,857 11 8
Accrued Wages, &c.	2,192 0 9	
Less Transferred to Capital	4 18 0	
		2,187 2 9
General Plant Reserve		5,000 0 0
Reserve for Recreation Leave		508 8 0
Profit and Loss Account—		
Accumulated to 30th June, 1921	£ s. d. 48,531 2 6	
Less adjustments for services prior to 30th June, 1921	297 2 9	
	48,233 19 9	
Profit for year ended 30th June, 1922, after making provision for Bonus, etc.	10,947 5 9	
		59,181 5 6
		£111,738 2 8

ASSETS.

	£ s. d.	£ s. d.
Land	1,597 7 4	
Plant and Machinery	30,164 12 0	
Patent Kilns	22,929 16 6	
Down Draught Kilns	7,624 4 1	
Stacks	2,585 5 6	
Kiln Tramways	1,012 10 4	
Improvements and Excavations	5,778 4 0	
Power Sub-station	324 18 0	
Railway Siding at Homebush Bay	2,951 17 1	
General Buildings at Works	11,781 4 3	
Wharf at Homebush Bay	890 1 11	
Office Building at Works	596 13 4	
Loose Plant, Barrows and Tools	1,308 0 6	
Electric Cranes	1,775 5 7	
Motor Lorries	6,289 6 10	
Office Building at Pyrmont	1,290 13 1	
Punts	1,682 19 2	
Tram Track from Yard to Wharf	1,613 3 4	
Boxes for Carrying Bricks	1,702 13 8	
Motor Cars	1,062 0 0	
Office Furniture	304 17 10	
Cottages	915 3 5	
Horses, Carts, and Harness	120 16 0	
	106,311 13 9	
Less Depreciation	44,837 2 0	
		61,474 11 9
Special Deposits Accounts—		
Working Account—		
Balance, as per Treasury Ledgers	33,753 10 3	
Add Collections in transit	366 7 8	
Add Transfer from Reserve Account	241 4 9	
	34,361 2 8	
Deduct— £ s. d.		
Unrecouped Payments	4,036 18 11	
Interest on Capital	1,922 2 10	
Sinking Fund	126 10 9	
Bonuses	6,279 6 2	
	12,364 18 8	
		21,996 4 0
Reserve Account—		
Balance, as per Treasury Ledgers	12,793 6 1	
Deduct—		
Transfer to Working Account	241 4 9	
	12,552 1 4	
Deduct—Unrecouped payments	39 19 8	
	12,512 1 8	
Add—		
Interest	1,071 4 3	
		13,583 5 11
Sundry Debtors		5,318 12 10
Stocks on hand		9,217 16 9
Prepayments, etc.		147 11 5
		£111,738 2 8

We have audited the Balance-sheet of the State Brickworks, Homebush Bay, above set forth. We have obtained all the information and explanations we have required.

In our opinion this Balance-sheet is properly drawn up so as to exhibit a true and correct view of the state of the Undertaking's affairs according to the best of our information and the explanations given us and as disclosed by the books, accounts, and vouchers of the Undertaking.

C. W. CLIFFORD.
R. G. GRAY.

Department of Audit,
31st July, 1922.

Manufacturing Account for Twelve Months ended 30th June, 1922.

	£ s. d.	£ s. d.
To **Partly Manufactured Bricks** on hand at Homebush Bay		3,368 0 4
Wages		62,082 4 1
Manufacturing Charges, viz.—		
Coal	12,740 5 11	
Explosives	1,801 12 1	
Sand	299 8 7	
Firewood	225 1 5	
Oils and Greases	864 2 0	
General Tool Replacements	31 0 3	
Pit Tool Replacements	98 4 7	
Sundry Manufacturing Expenses	97 4 9	
Power	5,285 8 1	
Repairs and Replacements	4,613 7 2	
Rates and Water	639 3 11	
Maintenance of Horses, &c.	79 14 8	
		26,774 13 5
Depreciation		4,245 11 1
		£96,470 8 11

	£ s. d.	£ s. d.
By **Bricks Manufactured,** transferred to Trading Account		92,750 13 6
Bricks on hand, partly manufactured		3,719 15 5
		£96,470 11

Trading Account for Twelve Months ended 30th June, 1922.

	£ s. d.	£ s. d.
To Stock on hand		938 11 10
Bricks Manufactured, transferred from Manufacturing Account		92,750 13 6
Delivery Expenses, viz.—		
Wages	4,893 4 6	
Towage	1,378 14 5	
Homebush Repairs	486 14 2	
Depôt Repairs	286 0 11	
Insurance	177 17 2	
Sundry Expenses	82 17 10	
Oils and Greases	1,395 13 4	
Rents and rates	189 7 0	
Tyres	470 12 10	
Power	20 15 1	
Cartage	4,606 17 7	
Railway Freight	3,408 13 2	
Maintenance of Horses, etc.	79 14 7	
		17,471 2 7
Depreciation		1,255 3 10
Balance being **Gross Profit** transferred to Profit and Loss Account		25,246 5 4
		£137,661 17 1

	£ s. d.	£ s. d.
By **Sales,** viz.—		
Government	53,041 5 3	
Public	82,249 17 1	
		135,291 2 4
Transfers for Bricks used on Works at Homebush Bay		1,666 2 2
Stock on Hand—		
Bricks at Homebush Bay	491 12 0	
Bricks at Pyrmont	213 0 7	
		704 12 7
		£137,661 17 1

Profit and Loss Account for Twelve Months ended 30th June, 1922.

	£ s. d.	£ s. d.
To **Working Expenses, viz.—**		
Salaries	3,125 5 2	
Stationery and Stamps	235 0 8	
Insurance	783 0 9	
General Expenses	544 16 8	
Audit Fees	100 0 0	
		4,788 3 3
Depreciation		191 17 1
Balance transferred to Profit and Loss Appropriation Account		21,775 5 6
		£26,755 5 10

	£ s. d.	£ s. d.
By **Gross Profit** transferred from Trading Account		25,246 5 4
Rents		67 15 9
Discounts		370 0 6
Interest on Reserve Account		1,071 4 3
		£26,755 5 10

Profit and Loss Appropriation Account, 30th June, 1922.

	£ s. d.	£ s. d.
To Interest on Capital	4,212 12 10	
Less—Interest on amount paid off	2,290 10 0	
		1,922 2 10
Contribution to Sinking Fund		126 10 9
General Plant Reserve		2,500 0 0
Bonus		6,279 6 2
Balance carried to Profit and Loss Accumulated Account		10,947 5 9
		£21,775 5 6

	£ s. d.	£ s. d.
By **Balance** transferred from Profit and Loss Account		21,775 5 6
		£21,775 5 6

Profit and Loss Accumulated Account at 30th June, 1922.

	£ s. d.	£ s. d.
To Adjustments for Services prior to 30th June, 1921		57 7 11
Reserve for Recreation Leave		239 14 10
Balance carried forward		59,181 5 6
		£59,478 8 3

	£ s. d.	£ s. d.
By **Balance** brought forward		48,531 2 6
Balance from Profit and Loss Appropriation Account		10,947 5 9
		£59,478 8 3

A trading profit of £21,775 5s. 6d., equivalent to over 20 per cent. on the Capital Cost as at 30th June, 1922, is the result of the year's operations of the Undertaking. This result has been achieved with the selling price eighteen shillings lower pert housand than that of private yards.

As forecasted in the report of last year, the demand for bricks necessitated considerable additions to the works, consisting of three kilns, manufacturing house with bridge and the requisite machinery, and railway siding. This amplification, together with extensions to the work's office and a completely equipped first-aid room, was carried out at a cost of approximately £13,800, which, whilst added to the Capital of the Undertaking, has not burdened the General Loan Account, but has been financed from accumulated profits.

Although sales to Government departments decreased by over one million in comparison with the previous period, the public purchased 22,789,963 or 55½ per cent. of the total, an increase of 3,550,000—a result brought about no doubt by the favourable selling price. The following table is indicative of the continued expansion in trade and the extent to which the works have received public patronage during the five years.

	1917-18.	1918-19.	1919-20.	1920-21.	1921-22.
Government	13,941,249	20,907,284	17,758,793	19,327,374	18,239,015
General Public	15,879,945	14,863,730	19,492,205	19,230,679	22,789,963
Total	29,821,194	35,771,014	37,250,998	38,558,053	41,028,978
General Public	53·25%	41·55%	52·33%	49·85%	55·55%

It is worthy of note that sales to the public have increased from 2,828,262 in 1915–16 to 22,789,963 in 1921–22.

Sales value rose from £126,626 8s. in 1920–21 to £135,291 2s. 4d., irrespective of the value of manufactured bricks used in the construction, &c., at the Works.

The small quantity of bricks on hand on 30th June, the value being £704 12s. 7d., is evidence of the demand pressure on the industry. With the exception of those of Government Departments there are no book debts, payment in advance being the rule and readily subscribed to by the public on account of the low price. This policy has been responsible for the non-existence of bad debts during the life of the Undertaking.

The following table shows the relation of Working Expenses to earnings on trading for the last two years :—

Head of Expenditure.	Percentage of Working Expenses to Earnings.			
	1920-21.	1921-22.	Increase.	Decrease.
Manufacturing—Wages	43·72	44·80	1·08	.....
,, Stores	17·66	19·32	1·66	.....
Delivery—Wages	3·37	3·53	·16	.....
,, Oils, &c.	10·72	9·08	.....	1·64
Administration	2·14	2·25	·11	.....
General Expenses	1·24	1·20	.....	·04
Depreciation	5·54	4·11	.....	1·43
	84·39	84·29	.....	·10
Trading Profit	15·61	15·71	·10	.....
	100·00	100·00	.....	.....

For the past three years manufacturing wages have shown a gradual increase, being 42·62, 43·72 and 44·80 per cent. respectively of the earnings, indicating that not all the award increase in wages has been passed on to the public.

Delivery wages show a similar slight upward tendency.

Consideration of the costs for the past three years discloses a remarkable eveness in the total of working expenses, being respectively 84·84, 84·39 and 84·29 per cent. of earnings, the last two years differing by only one tenth of 1 per cent. Such a result requires no comment.

The

The trading profit was £21,775 5s. 6d., 15·71 per cent. of the earnings, as against £20,165 18s. 4d., or 15·65 per cent of the previous year. From this profit the following appropriations were made:—

	£	s.	d.
Interest on Capital	1,922	2	10
Sinking Fund	126	10	9
General Plant Reserve	2,500	0	0
Bonus	6,279	6	2

leaving a balance of £10,947 5s. 9d. to be added to the accumulated funds. The trading profit is equivalent to 20·48 per cent., and the balance transferred to 10·3 per cent. of the capital employed.

There seems little doubt that the profit-sharing policy adopted by the management has materially contributed to this satisfactory result. The working conditions not only provide a bonus for the men, but, guaranteeing as they do a constant output per man for a day's wage, also enable the manufacturing cost to be gauged with reasonable accuracy instead of by estimation. During the year employees benefited to the extent of £6,279 6s. 2d., and it is indicative of the success of the policy that out of a total of 274 men who participated in the bonus, 242, or 88·3 per cent. worked during the whole trading period.

The capital cost of the Brickworks at 30th June was £106,311 13s. 9d., of which the Treasury provided £83,196 4s. 8d. from the General Loan Account, the balance, £23,115 9s. 1d., being the cash investment of the Undertaking from its reserve profits. During the year additions from profits amounted to £13,877 9s. 2d., and from surplus cash in the Treasury £10,000 was paid in reduction of the Loan liability. Since the close of the year a further £20,000 was paid off, leaving an amount owing to the State for Loan Capital of £17,960 14s. 8d.

From time to time the savings of the Government, by purchasing from the Yards, have been computed, and at 30th June they have amounted to £110,749 8s. 3d., a sum greater than the capital cost of the Undertaking.

The position of the State in respect to its investment of £83,196, 4s. 8d. in the Brickworks is as follows: The Treasury has, in effect, collected a yearly dividend—equal to the average rate of interest on the public debt of the State—and a further amount to provide a sinking fund. There are left undistributed profits of £59,181 5s. 6d., and reserves of £50,345 10s.—in all £109,526 15s. 6d. It has also saved on the purchase of bricks £110,749 8s. 3d.

From the undistributed profits and reserves the Undertaking had—at 30th June—repaid all but £37,960 14s. 8d. of its Loan Capital, financed the amplification of its works to an extent of £23,072 9s., provided working stocks of £9,217 16s. 9d., and still has a cash margin to begin the new year of £35,579 9s. 11d. The works have, therefore, proved an exceptionally profitable State investment.

STATE METAL QUARRIES.

BALANCE-SHEET as at 30th June, 1922.

LIABILITIES.

	£ s. d.	£ s. d.
Capital Account—		
Loan Capital	107,144 7 7	
Reserve Account	26,360 4 9	
Sundry Creditors (Land)	11,000 0 0	
	144,504 12 4	
Less Profits applied to—		
Reduction of Capital ... £10,000 0 0		
New Works 26,360 4 9	36,360 4 9	
		108,144 7 7
Sundry Creditors—		
Trade	19,046 16 6	
Colonial Treasurer	5,074 17 9	
Bonus 5,588 3 0		
Less Holiday Pay ... 3,309 19 4	2,278 3 8	
		26,399 17 11
Reserve for Recreation Leave		1,126 9 7
Reserve for Bad and Doubtful Debts		350 0 0
Profit and Loss Account—		
Accumulated to 30th June, 1921 ... £34,470 12 7		
Less Adjustments 523 18 10	33,946 13 9	
Profit for year 1921-22, after provision for Interest, Bonus, &c.	8,040 15 10	
		41,987 9 7
		£178,008 4 8

ASSETS.

	£ s. d.	£ s. d.
S.S. "Kiama"		9,258 1 7
S.S. "Kembla" (late "The Eat")		10,098 19 6
Kiama Quarry—		
Land and Residence	10,393 16 6	
Plant and Machinery	11,630 7 6	
Horses	563 6 5	
Vehicles and Harness	305 15 4	
Tramways	12,700 19 8	
Buildings and Structures	17,141 9 1	52,735 14 6
Port Kembla Quarry—		
Plant and Machinery	8,380 8 7	
Buildings and Structures	4,357 0 7	
Railway	3,490 2 7	
Sub-station	79 14 6	
New Quarry	134 0 5	16,351 6 8
Martin's Creek Quarry—		
Leasehold	821 14 7	
Plant and Machinery	7,562 12 3	
Tramways	1,022 6 3	
Buildings and Structures	5,256 13 7	
Railway Extension	150 0 0	
Office Furniture	7 13 10	
Dam and Water Service	294 8 3	
Railway Siding	466 18 3	15,582 7 0
Bombo Quarry (in construction)—		
Plant, Machinery, Buildings, &c.	10,909 17 7	
Land	11,000 0 0	21,909 17 7
Delivery—		
Steam and Motor Waggons	14,346 2 8	
Buildings and Structures	3,056 18 10	
Bowser Petrol Installation	208 10 5	
Motor Car	551 15 0	18,163 6 11
Office Fittings and Furniture		404 18 7
		144,504 12 4
Less Depreciation		55,333 1 5
		89,171 10 11
Improvements at Quarries		1,945 2 7
Stocks on hand		15,507 18 9
Prepayments		78 0 5
Sundry Debtors	48,039 6 7	
Less— Reserve on Account of sales	800 0 0	47,239 6 7
Hoppers, Blue's Point, &c.		1,681 17 4
Deposits on Contracts		680 4 0
Cash—		
Consolidated Revenue Account	2,833 11 8	
Special Deposits Account	18,850 18 3	
Reserve Account	9 14 2	
Cash in hand	10 0 0	21,704 4 1
		£178,008 4 8

We have audited the Balance-sheet of the State Metal Quarries, above set forth. We have obtained all the information and explanations we have required.

In our opinion this Balance-sheet is properly drawn up so as to exhibit a true and correct view of the state of the Undertaking's affairs according to the best of our information and the explanations given us, and as disclosed by the books, accounts, and vouchers of the Undertaking.

C. W. CLIFFORD.
R. G. GRAY.

Department of Audit,
8th August, 1922.

Trading Account for Twelve Months ended 30th June, 1922.

	£	s.	d.		£	s.	d.
To Quarry Working Expenses	64,720	18	11	By Sales	230,551	6	3
Transport	10,504	4	11	Rents	643	12	0
Supervision	4,167	18	6	Miscellaneous Sales	35	11	6
Power	6,005	10	1	Freights earned	422	5	6
Purchases—							
Metal 4,266 1 9							
Spalls 3,096 7 4							
	7,362	9	1				
Delivery Expenses—							
Rail Freight 58,669 17 8							
Sea do 1,984 17 2							
Wharfage 2,588 18 2							
	63,243	13	0				
S.S. "Kiama"—							
Expenses 7,195 18 11							
Stevedoring 6,355 7 3							
Repairs 2,636 9 11							
	16,187	16	1				
S.S. "Kemba"—							
Expenses 6,149 2 7							
Stevedoring 4,749 2 6							
Repairs 1,901 4 4							
	12,799	9	5				
Steam Waggons	10,104	7	6				
Rents and Rates	287	5	1				
Rent and Royalty on Quarry Land	1,077	4	2				
Cottage Maintenance	40	4	3				
Gross Profit carried down	35,151	14	3				
	£231,652	15	3		£231,652	15	3

Profit and Loss Account for Twelve Months ended 30th June, 1922.

	£	s.	d.		£	s.	d.
To Administration	2,789	7	9	By **Gross Profit** from Trading Account	35,151	14	3
Rent of Head Office	299	0	0	Interest on Investments	770	0	1
Lighting do	23	8	0	Interest on Reserve Account at Treasury	37	7	2
Telephones	142	8	2				
Stationery, Stamps, &c.	643	3	11				
Travelling and Car Expenses	536	4	0				
Audit Fees	150	0	0				
Exchange	30	14	1				
Insurance	3,475	1	7				
Good Conduct Pay	351	6	7				
Holiday Pay	2,958	12	9				
Depreciation	9,124	3	5				
Interest on Overdraft	173	0	11				
Compensation Claim	30	0	0				
Bad Debts	11	14	0				
Balance transferred to Profit and Loss Appropriation Account	15,220	16	4				
	£35,959	1	6		£35,959	1	6

Profit and Loss Appropriation Account, 30th June, 1922.

	£	s.	d.		£	s.	d.
To Interest on Capital	4,586	5	5	By **Balance** transferred from Profit and Loss Account	15,220	16	4
Sinking Fund	315	11	5				
Bonus—Staff and employees 5,588 3 0							
Less—Holiday Pay 3,309 19 4							
	2,278	3	8				
Balance carried to Profit & Loss Accumulated	8,040	15	10				
	£15,220	16	4		£15,220	16	4

Profit and Loss Accumulated Account, at 30th June, 1922.

	£	s.	d.		£	s.	d.
To Adjustments on account of services prior to 30th June, 1921	523	18	10	By **Balance** at 30th June, 1921	34,470	12	7
Balance carried forward	41,987	9	7	**Net Profit** transferred from Profit and Loss Appropriation Account	8,040	15	10
	£42,511	8	5		£42,511	8	5

This Undertaking has had a very successful year, culminating in a trading profit of £18,530 15s. 8d., or 12·82 per cent. on its capital. The Profit and Loss Account discloses £15,220 16s. 4d., but to this amount should be added the cost of holiday and good conduct pay, £3,309 19s. 4d., which was paid in anticipation of the yearly bonus, and which is shown in the Appropriation Account for the year.

Working expenses advanced from £171,418 4s. 10d. to £213,929 6s. 10d., an increase of 24·9 per cent., on increased earnings of 29·9 per cent., a more favourable aspect than that presented in the previous report.

Sales increased from £175,581 11s. 3d. to £230,551 6s. 3d, or by 31·31 per cent. The rise in both expenses and sales are mainly due to the opening of a new quarry at Bombo during the period.

The relation of working expenses to earnings for the last two years is—

Head of Expenditure.	Percentage of Working Expenses to Earnings.			
	1920-21.	1921-22.	Increase.	Decrease.
Trading—				
Quarry working and transport	32·33	37·20	4·87	
Purchase of metal and spalls	10 23	3·17		7·06
Rail freight	22·94	25·24	2·30	
Sea freight	·41	·85	·44	
S.S. "Kiama"	4·92	4·23		·69
S.S. "Kembla"	3·97	3·46		·51
Stevedoring	6·48	5·89		·59
Steam waggons	4·78	4·35		·43
Administration	1·38	1·20		·18
General expenses	1·25	1·02		·23
Depreciation	5·01	3·93		1·08
Insurance	1·53	1·49		·04
	95·23	92·03		3·20
Profit	4·77	7·97	3·20	
	100·00	100·00		
Appropriation of Profit—				
Interest on Capital	2·28	1·97		·31
Sinking Fund	·16	·14		·02
Bonus to employees	1·56	2·40	·84	
Net profit	·77	3·46	2·69	
	4·77	7·97	3·20	

The increase of 4·87 per cent. in quarry working is due to the 44 hour week, and that of rail freights, 2·30 per cent., to an increase in the rates, without a corresponding rise in metal price.

Purchase of metal shows an appreciable decrease on account of the Bombo Quarry being opened for production and a change in the method of working at Kembla Quarry. Taking in other reduced costs, the year shows a betterment of 3·2 per cent. After providing for interest, sinking fund and bonuses there is a net profit of 3·46 per cent. as against 0·77 per cent. last year, the cash equivalent being £8,040 15s. 10d., against £1,787 14s. 2d.

The accounts now presented appear to indicate departure from the debatable policy of management commented on from time to time in these reports. For example, the steamers were not engaged in extraneous charters at a loss to the Undertaking; freighting the metal of competitors has been discontinued; sales in large quantities are not made to the trade, nor has the practice of giving extended terms to municipal councils, to the detriment of the working funds, been recently followed.

Steam waggons, previously doubtful profit-producing assets, are gradually disappearing through being written out by depreciation. This year has added a considerable quota to the adolescent stage. On the other hand improved motor tip-waggons are being installed, and perform profitable service by delivering metal to concrete buildings in course of construction in the city.

As stated, the undertaking acquired new quarry land during the year at a cost of £11,000, and operations were immediately commenced to open the quarry face. Foundations were put down and structures erected for a temporary crusher. The output has steadily increased, and the permanent crushers are practically installed. Plant, machinery, buildings, &c., have cost to date £10,909 17s. 7d., making the capital outlay at 30th June, £21,909 17s. 7d. The land has not yet been paid for, but funds are available,

Comparison of the cash position of the business at the close of the last two years is of interest. At 30th June, 1921, both cash accounts were overdrawn and there were trade creditors for £20,028 5s. 5d. At the same time the accumulated profits amounting to £34,470 12s. 7d. had also been overdrawn by £2,152 10s. in repaying capital of £10,000 and financing new works to an extent of £26,623 2s. 7d. Debtors amounted to £55,361 19s. 9d., equal to practically four months sales. An unsound cash position indeed!

At

At 30th June last a complete recovery had been effected. Omitting an amount of £2,833 11s. 8d., standing to the credit of the business in the Consolidated Revenue Account at the Treasury, there was a cash credit of £18,870 12s. 5d., with trade creditors of £19,046 16s. 6d. Debtors had decreased by £7,322 13s. 2d., to £48,039 6s. 7d., on a 31·31 per cent. increase in sales, or, in effect, debtors were equal to two and a half months' sales. There was, moreover, a margin of £5,627 4s. 10d. of profits unappropriated.

The financial position of the industry is exceedingly satisfactory. There are accumulated profits of £41,787 9s. 7d., and reserves for depreciation of £55,333 1s. 5d.; in all, £97,320 11s., or 67 per cent. of the capital, in addition to which the capital assets are stated to have a realisable value of more than the book figure.

BUILDING CONSTRUCTION BRANCH.

BALANCE-SHEET as at 30th June, 1922.

LIABILITIES.	£ s. d.	£ s. d.
Capital Account—		
General Loan Account	25,964 1 10	
Public Works Fund	699 6 8	
Land Valuation	848 0 0	
Special Deposits Account	5,187 19 2	
	32,699 7 8	
Less Profits applied to— £ s. d.		
Reduction of Capital 26,663 8 6		
New Works 5,187 19 2		
	31,851 7 8	
		848 0 0
Sundry Creditors		20,654 12 0
Advances against Works in Progress		132,175 0 0
Reserve for Workmen's Compensation		1,569 8 1
Reserve for Good Conduct Pay		1,593 11 8
Reserve for Liabilities under Contracts		2,000 0 0
Reserve for Depreciation, Maroubra Quarry		5,492 3 5
Profit and Loss—		
Profit to 30th June, 1921	61,698 5 7	
Add Adjustment	553 2 6	
	62,251 8 1	
Profit for year ended 30th June, 1922, after providing for Interest, &c.	7,719 13 1	
		69,971 1 2
		£234,303 16 4

ASSETS.	£ s. d.	£ s. d.
Land	2,151 3 0	
Buildings	7,294 11 4	
Machinery and Plant	17,499 13 8	
Motor Lorries	2,814 3 4	
Motor Car	540 0 0	
Office Furniture and Equipment	266 8 9	
Development Expenses	2,133 7 7	
	32,699 7 8	
Less Depreciation	17,243 9 11	
		15,455 17 9
Stock		3,110 17 5
Works in Progress		165,272 8 11
Sundry Debtors		24,096 2 2
Reserve Account, as per Public Accounts	4,311 0 5	
Interest for 1921–22	291 10 9	
		4,602 11 2
Special Deposits Account, as per Public Accounts	36,011 6 11	
Less Unrecouped Vouchers	15,640 8 0	
		20,370 18 11
Cash in hand		1,395 0 0
		£234,303 16 4

We have audited the Balance-sheet of the Building Construction Branch, above set forth. We have obtained all the information and explanations we have required.

In our opinion this Balance-sheet is properly drawn up so as to exhibit a true and correct view of the state of the Undertaking's affairs according to the best of our information and the explanations given us, and as disclosed by the books, accounts, and vouchers of the Undertaking.

C. W. CLIFFORD.
R. G. GRAY.

Department of Audit,
21st September, 1922.

BUILDING CONSTRUCTION BRANCH TRADING ACCOUNT for Twelve Months ended 30th June, 1922.

	£ s. d.		£ s. d.
To Works in progress, 1st July, 1921	69,402 7 5	By Works completed	128,182 1 7
Wages	86,633 5 11	Miscellaneous Trading Receipts	1,296 14 11
Material	111,965 17 11	Works in Progress	164,801 9 3
Maintenance of Plant	887 18 1		
,, Buildings	41 3 10		
Supervising Foremen	1,353 12 0		
Expenses—Yard, Store, and Workshops	2,375 6 1		
Municipal Rates	89 2 7		
Gross Profit transferred to Profit and Loss Account	21,531 11 11		
	£294,280 5 9		£294,280 5 9

MAROUBRA QUARRY TRADING ACCOUNT for Twelve Months ended 30th June, 1922.

	£ s. d.		£ s. d.
To Works in progress, 1st July, 1921	44 2 9	By Sales	14,773 7 6
Wages	10,326 0 3	Works in Progress	470 19 8
Maintenance of Plant	630 3 10		
,, Buildings	98 13 4		
Works Expenses	418 6 5		
Electric Power	463 8 8		
Motor Lorry Charges	1,045 6 8		
Gross Profit transferred to Profit and Loss Account	2,218 5 3		
	£15,244 7 2		£15,244 7 2

PROFIT AND LOSS ACCOUNT for Twelve Months ended 30th June, 1922.

	£	s.	d.		£	s.	d.
To Management	8,037	11	11	By **Gross Profit** from Building Construction Trading Account	21,531	11	11
Office Expenses	798	9	6	Gross Profit from Maroubra Quarry Trading Account	2,218	5	3
Rent of Offices	349	0	0	Interest on Reserve Account	291	10	9
Fire Insurance	57	8	3				
Depreciation	1,426	14	9				
Repairs to Storey Street	22	0	4				
Holiday and Good Conduct Pay	3,254	11	1				
Employers' Liability Insurance	1,437	16	8				
Audit Fees	150	0	0				
Balance tranferred to Profit and Loss Appropriation Account	8,507	15	5				
	£24,041	7	11		£24,041	7	11

PROFIT AND LOSS APPROPRIATION ACCOUNT, 30th June, 1922.

	£	s.	d.		£	s.	d.
To Bonus to Manager and Staff	788	2	4	By **Balance** transferred from Profit and Loss Account	8,507	15	5
Balance to Profit and Loss Accumulated Account	7,719	13	1				
	£8,507	15	5		£8,507	15	5

PROFIT AND LOSS ACCUMULATED ACCOUNT, at 30th June, 1922.

	£	s.	d.		£	s.	d.
To **Balance** carried forward	69,971	1	2	By Profit to 30th June, 1921	61,698	5	7
				Profit, 1921–22, from Appropriation Account	7,719	13	1
				Amount drawn from Reserve to meet Depreciation of Plant, &c., Maroubra Quarry	553	2	6
	£69,971	1	2		£69,971	1	2

The operations of this Undertaking include quarrying, building by contract and day labour, and the repairing and constructional maintenance of Government offices.

For the year, the work completed amounted to £128,182 1s. 7d., of which contracts comprised 11·4 per cent., day labour work 74·9 per cent., and jobbing 13·7 per cent. Works in progress at 30th June totalled £164,801 9s. 3d., the percentages being contracts 55 per cent., day labour 44 per cent., and jobbing 1 per cent. Sales and work in progress at Maroubra Quarry, an adjunct of the business, reached a total of £15,244 7s. 2d.

During the past six years, the Building Construction Branch has completed contracts obtained by competitive tender amounting to £248,422 13s. 6d., at a profit to itself of £11,674 12s. 4d., and a further advantage to the Government, basing cost in each instance on the amount of the next lowest tender, of a total saving of £25,863 16s. 6d., a result indicative of its usefulness as an Industrial Undertaking.

Earnings increased from £194,336 15s. 4d. in 1921, to £240,369 13s. 6d., *i.e.*, over 23 per cent., whilst working expenses rose from £159,993 6s. 3d. to £231,861 18s. 1d., an increase of almost 45 per cent.

Working expenses, compared with earnings for the last two years, are :—

Head of Expenditure.	Percentage of Working Expenses to Earnings.			
	1920–21.	1921–22.	Increase.	Decrease.
Wages	33·69	40·90	7·21	.....
Materials	46·33	46·58	·25	.....
Administration	4·22	3·34	.....	·88
Store—Expenses, &c.	1·24	·99	.....	·25
General Expenses	1·20	1·37	·17	.....
Holiday Pay	1·48	1·36	.....	·12
Depreciation	·61	·59	.....	·02
Repairs and Maintenance	·60	·70	·10	.....
Electric Power	·25	·19	.....	·06
Delivery	·52	·44	.....	·08
	90·14	96·46	6·32	.....
Trading Profit	9·86	3·54	.....	6·32
	100·00	100·00	.....	.....

The rise in the percentage consumed by wages, of 7·21 per cent., is explained by the 44-hour week and more closely cut prices. The small fluctuations in other costs, as indicated in the table, resulting in only an aggregate decrease of ·89 per cent. are worthy of note. The trading profit decreased from £19,137 14s. 11d., or 9·86 per cent. of the earnings, to £8,507 15s. 5d., or 3·54 per cent. From this profit the only appropriation was £788 2s. 4d., bonus to manager and staff, leaving a net balance of £7,719 13s. 1d. to be carried to the accumulated profits.

During the year £1,440 4s. 8d. was added to the capital, £1,317 14s. 6d. of which being expended for the purchase of additional plant for Maroubra Quarry. As the future of this quarry seemed uncertain, an appropriation was made in last year's accounts of £6,045 5s. 11d. to cover the book value of the plant Extensive contracts having since been entered into for the city railway, a yearly depreciation is to be charged against the trading and credited to the accumulated Profit and Loss Accounts, the amount so charged during this year being £553 2s. 6d.

The cash position of the Undertaking at 30th June was—	£	s.	d.
Reserve Account at Treasury, plus interest	4,602	11	2
Special Deposits Account at Treasury, less Bank Overdraft...	20,370	18	11
Cash in Hand	1,395	0	0
	£26,368	10	1

Sundry debtors, practically all on account of Government Departments, were £24,096 2s. 2d., as against creditors of £20,654 12s.

The financial position of the Undertaking is as follows. There was a capital liability of £32,699 7s. 8d. Of this sum the Treasury found £26,663 8s. 6d., which has been repaid. Land, taken in at a valuation of £848, is not paid for. The balance of capital, £5,187 19s. 2d., has been provided from the working funds of the business. To offset the total capital of £32,699 7s. 8d., there are accumulated profits of £69,971 1s. 2d., and reserves of £26,305 1s. 5d., in all £96,276 2s. 7d., or 294 per cent. of the capital cost. The position is the more favourable because the capital assets, well preserved, are included in the accounts at approximately 50 per cent. of their cost.

STATE MONIER PIPE AND REINFORCED CONCRETE WORKS.

BALANCE-SHEET as at 30th June, 1922.

LIABILITIES.

	£ s. d.	£ s. d.
Capital—		
General Loan Account	17,068 6 4	
Reserve Account	11,652 10 10	
Sundry Creditor	4,200 0 0	
Special Deposits Account	9,129 18 6	
	42,050 15 8	
Less Profits applied to New Works	11,652 10 10	
		30,398 4 10
Working Capital (*Expenditure Suspense No. 2*)		10,000 0 0
Sundry Creditors		7,205 6 5
Profit and Loss Account—		
Accumulated to 30th June, 1921	38,738 18 2	
Add Adjustments for Services prior to 30th June, 1921	223 4 3	
	38,962 2 5	
Balance carried forward for Year 1921-22	3,198 1 11	
		42,160 4 4
		£89,763 15 7

ASSETS.

	£ s. d.	£ s. d.
Property Accounts—		
Land	6,500 0 0	
Factory Buildings	5,428 12 1	
Factory Plant	8,644 11 1	
Office Furniture	325 6 0	
Hume Pipe Plant	10,329 3 4	
Patent Rights new Pressure Pipes	10,823 3 2	
	42,050 15 8	
Less Depreciation	29,941 10 7	
		12,109 5 1
Cash Accounts		169 8 6
Deposits on Contracts		1,064 19 0
Special Deposits Account—		
At Treasury, as per Public Accounts	21,576 3 9	
Add Collections in transit	671 10 7	
,, Transfer to Capital	9,129 18 6	
	31,377 12 10	
Deduct Unrecouped payments	5,211 10 6	
		26,166 2 4
Reserve Account—		
As per Public Accounts	2,703 5 9	
Add Interest	112 2 10	
		2,815 8 7
Sundry Debtors		20,145 19 0
Sundry Contracts	8,395 7 11	
Less Reserve	3,600 0 0	
		4,795 7 11
Stocks	27,580 10 11	
Less Reserve	5,083 5 9	
		22,497 5 2
		£89,763 15 7

We have audited the Balance-sheet of the State Monier Pipe and Reinforced Concrete Works above set forth. We have obtained all the information and explanations we have required. In our opinion this Balance-sheet is properly drawn up so as to exhibit a true and correct view of the state of the Undertaking's affairs according to the best of our information and the explanations given us and as disclosed by the books, accounts, and vouchers of the Undertaking.

Department of Audit,
20th July, 1922.

C. W. CLIFFORD.
R. G. GRAY.

FACTORY TRADING ACCOUNT for Year ended 30th June, 1922.

	£ s. d.		£ s. d.
To Value of Stock at 1st July, 1921	32,073 15 3	By Sales	47,051 4 0
Purchases	22,983 0 2	Rent	2 1 0
Wages	5,182 1 0	Stocks	27,530 10 11
Repairs—Buildings and Plant	493 12 10		
Expenses	5,727 14 11		
Balance, being **Gross Profit**	8,123 11 9		
	£74,583 15 11		£74,583 15 11

PROFIT AND LOSS ACCOUNT for Year ended 30th June, 1922.

	£ s. d.		£ s. d.	£ s. d.
To Administration Expenses	2,594 4 6	By **Gross Profits**—		
General Expenses	499 8 11	Factory	8,123 11 9	
Advertising	104 8 4	Contracts	6,712 4 10	
Discounts	91 9 7			14,835 16 7
Reserves for Renewals	2,537 2 7	Interest		707 14 10
Balance transferred to Profit and Loss Appropriation Account	10,419 0 10	Interest on Reserves		702 3 4
	£16,245 14			£16,245 14 9

PROFIT AND LOSS APPROPRIATION ACCOUNT, 30th June, 1922.

	£	s.	d.		£	s.	d.
To Reserve for Investigating new Methods of Pipe Manufacture	590	0	0	By **Balance** transferred from Profit and Loss Account	10,419	0	10
Reserve for Renewals, Factory Buildings	200	0	0				
,, ,, Hume Plant	500	0	0				
,, ,, Factory Plant	400	0	0				
,, ,, Liability on Contracts	1,600	0	0				
,, ,, Accrued Leave	50	0	0				
Interest due on Capital	1,840	14	6				
Sinking Fund Contribution	56	17	11				
Bonus to Staff and Employees	2,073	6	6				
Balance carried forward	3,198	1	11				
	£10,419	0	10		£10,419	0	10

PROFIT AND LOSS ACCUMULATED ACCOUNT, at 30th June, 1922.

	£	s.	d.		£	s.	d.
To **Balance** carried forward	42,160	4	4	By Balance brought forward	38,738	18	2
				Adjustments for Services prior to 30th June, 1921	223	4	3
				Balance from Appropriation Account	3,198	1	11
	£42,160	4	4		£42,160	4	4

The Monier Pipe Works is one of the most successful of Industrial Undertakings. From the accounts it will be seen that the year's operations were productive of a trading profit of £10,419 0s. 10d., which is equal to almost a 25 per cent. return on the capital. From this profit the following amounts were appropriated, viz., £1,840 14s. 6d. for interest on capital (£590 0s. 6d. of which was credited to the business as a return for the use of its own invested funds); contribution to the Treasury for a Sinking Fund, £56 17s. 11d.; Special Reserves, £3,250, and Bonus to Staff and Employees, £2,073 6s. 6d., the balance, £3,198 1s. 11d., being carried to the credit of the Accumulated Funds of the Undertakings, which now total £42,160 4s. 4d.

The works have been taxed to the utmost during the year to keep pace with orders, and the contracting side of the business was, as usual, limited to the capacity of the plant, certain works offering having to be refused. As against a profit on contracting for the previous period of £1,354 3s. 7d., there is a profit for this year of £5,348 1s. 1d. In regard thereto, it should also be understood that every possible contingency has been provided for in assessing the value of the works in progress; and, furthermore, an extra sum of £1,600 has been added to the Liability Reserve out of the trading profit. This reserve now amounts to £3,600.

For the last two years the trading profits have been £9,619 15s. 9d. and £10,419 0s. 10d. respectively, and have been contributed to as follows :—

Item of Cost.	1920-21.		1921-22.	
	Amount.	Percentage.	Amount.	Percentage.
	£ s. d.		£ s. d.	
Manufacturing	8,265 12 2	85·92	5,070 19 9	48·67
Contracting	1,354 3 7	14·08	5,348 1 1	51·33
£	9,619 15 9	100·00	10,419 0 10	100·00

It will be seen, therefore, that contracting is assuming a most important part in the activities of the Undertaking. As showing the extent of its operations, at the 30th June there were contracts in progress as follow :—Anglis and Bowral pipe works, reservoirs at Berrigan, Dubbo, Yanco, and Finley, pipe lines at Cordeaux and Narrandera, bridges at Mulwala and Powell's Creek, and the extensive sewerage works at Clontarf. From year to year the benefits accruing to the Government through the purchase of the "Hume Patent Rights" become more apparent.

The

The following table indicates the comparison of factory working expenses to earnings, other than contracting, for the last two years :—

Item of Cost.	1920-21.		1921-22.	
	Amount.	Percentage Cost.	Amount.	Percentage Cost.
	£ s. d.		£ s. d.	
Materials	35,544 11 5	59·35	24,775 15 10	54·20
Wages	6,641 6 11	11·09	5,182 1 0	11·34
Trade Expenses and Repairs	5,389 9 7	9 00	6,221 7 9	13·61
Administration	1,496 14 5	2·50	1,729 9 8	3·78
General Expenses	260 11 1	·44	195 17 11	·43
Reserves for Renewals	1,988 5 6	3·32	2,537 2 7	5·55
Interest on Overdraft	299 4 6	·50	.....	.....
Trading Profit	8,265 12 2	13·80	5,070 19 9	11·09
£	59,885 15 7	100·00	45,712 14 6	100·00

On the factory side, net earnings decreased from £59,625 4s. 6d. to £45,712 14s. 6d., owing to the transfer of plant from the factory to contract sites. Working expenses exhibit a uniformity in cost of 79·44 and 79·15 per cent., reserves for depreciation a rise of approximately 2¼ per cent., and administrative expenses 1¼ per cent.—in all, a rise of 2¾ per cent.

Sundry debtors and amounts owing on contracts in progress total £28,541 6s. 11d. (as against £34,511 5s. 2d. for the previous year, which produced no bad debts). This is a large sum, but well covered, and certified as good by the management. As previously stated, however, there is a contingent reserve created thereon of £3,600.

Creditors of £7,205 6s. 5d., as against £7,440 19s. 3d., are inconsiderable, and will be promptly paid on rendition of accounts.

A noticeable feature in the accounts is the exceptionally strong cash position, cash in hand, added to credit balances in the Treasury, reaching a total of £25,232 11s. 5d. The direct liabilities against this amount are, creditors £7,205 6s. 5d. and overdraft £5,211 10s. 6d., leaving an available surplus £12,815 14s. 6d., irrespective of amounts owing to the business, as above stated, of £28,541 6s. 11d.

The financial position of the Undertaking is even more sound, and is as follows :—Out of a capital liability for capital assets and working funds, amounting to £52,050 15s. 8d., the Treasury has provided £27,068 6s. 4d., the balance, £24,982 9s. 4d., being composed of an investment in the business of £20,782 9s. 4d. from the profits of the Undertaking and a creditor of £4,200. As an offset there are accumulated profits of £42,160 4s. 4d., and reserves against capital assets £29,941 10s. 7d. There are also special reserves against contracts and stocks amounting to £8,683 5s. 9d., which, in all probability, will not be drawn against, making, in all, £80,785 0s. 8d., with which to repay £52,050 15s. 8d.

Examination of the property assets in the balance, moreover, reveals a total of £42,050 15s. 8d., reduced by depreciation to £12,109 5s. 1d.—a figure which seems entirely disproportionate to their value, although indicative of a wise managerial policy. Deducting land, £6,500, from this balance, there remains a book figure of £5,609 5s. 1d. as the realisable value of other assets, which include "patent rights" £10,823 3s. 2d. (an item very attractive to private contractors), buildings erected at pre-war prices, and extensive plant.

The Undertaking, established by purchase in February, 1914, has proved a very profitable investment.

STATE BAKERY.

BALANCE-SHEET as at 30th June, 1922.

LIABILITIES.	£ s. d.	£ s. d.
Capital—		
General Loan Account	15,435 14 11	
Reserve Account	5,355 18 7	
Special Deposits Account	1,001 16 11	
	21,793 10 5	
Less Profits applied to:— £ s. d.		
Reduction of Capital 5,000 0 0		
New Works 5,355 18 7		
	10,355 18 7	
		11,437 11 10
Sundry Creditors—		
Trade	39 2 3	
Colonial Treasurer	589 6 3	
		628 8 6
Accrued Rates and Taxes, &c.		22 8 0
Reserve for Recreation Leave		76 12 0
Profit and Loss Account—		
Accumulated Profit to 30th June, 1921	10,765 4 6	
Less Adjustments for services prior to 30th June, 1921	87 16 6	
	10,677 8 0	
Profit for year ended 30th June, 1922, after provision for Interest on Capital, &c.	456 19 0	
		11,134 7 0
		£23,299 7 4

ASSETS.	£ s. d.	£ s. d.
Land	1,000 0 0	
Business Premises	7,785 2 8	
Plant	6,843 3 6	
Motor Vans	4,760 11 0	
Electric Fittings and Connections	157 11 1	
Loose Plant	718 0 11	
Motor Tools	11 6 5	
Pastry Factory Fittings	82 15 5	
Office Furniture	375 12 3	
Office Equipment	59 7 2	
	21,793 10 5	
Less Depreciation	8,367 12 10	
		13,425 17 7
Sundry Debtors		2,402 1 11
Prepayments		33 4 11
Cash at Bank		300 0 0
Petty Cash		10 0 0
Reserve Account—		
As per Public Accounts	78 5 7	
Add Interest	12 19 1	
		91 4 8
Special Deposits Account—		
As per Public Accounts	4,327 9 5	
Add Transfer to Capital	1,001 16 11	
	5,329 6 4	
Less Unrecouped Payments	471 12 2	
		4,857 14 2
Stocks on hand		2,179 4 1
		£23,299 7 4

We have audited the Balance-sheet of the State Bakery above set forth. We have obtained all the information and explanations we have required.

In our opinion this Balance-sheet is properly drawn up so as to exhibit a true and correct view of the state of the Undertaking's affairs according to the best of our information and the explanations given us, and as disclosed by the books, accounts, and vouchers of the Undertaking.

Department of Audit,
8th August, 1922.

C. W. CLIFFORD.
R. G. GRAY.

TRADING ACCOUNT for Year ended 30th June, 1922.

	£ s. d.	£ s. d.
To **Stock**—Manufactured Bread		85 18 9
Purchases—		
Flour	19,047 17 11	
General Stores	1,194 4 0	
Fuel	976 10 1	
Trade Sundries	440 1 3	
		21,658 13 3
Electric Light and Power		93 13 4
Renewals, &c., to—		
Plant	184 11 11	
Loose Plant	67 17 9	
Business Premises	67 11 5	
Electric Fittings	6 18 6	
		326 19 7
Bread Baking—		
Administration	50 0 0	
Wages	2,765 1 10	
Depreciation	613 4 6	
		3,428 6 4
Bread Delivery—		
Administration	50 0 0	
Wages	899 11 9	
Hire of Transport	83 17 9	
Motor Stores	856 15 6	
,, Expenses	5 18 9	
,, Insurance	46 9 5	
Repairs Motor Vehicles	512 4 10	
Sundries	19 11 5	
Depreciation	496 2 6	
		2,970 11 11
Gross Profit transferred to Profit and Loss Account		2,215 4 0
		£30,779 7 2

	£ s. d.	£ s. d.
By **Sales**		30,691 15 8
Stock on hand—		
Manufactured Bread		87 11 6
		£30,779 7 2

PROFIT AND LOSS ACCOUNT for Year ended 30th June, 1922.

	£ s. d.	£ s. d.		£ s. d.
To Administration	712 0 0		By **Gross Profit** from Trading Account	2,215 4 0
Advertising	28 12 10		Rents	26 0 0
General Expenses	186 8 7		Sales of Assets	13 13 9
Stationery and Stamps	42 11 2		Sundry Sales	1 6 8
Telephones	37 0 2		Interest on Reserve	12 19 1
Insurance	57 12 2		Interest	245 8 0
Rates and Taxes	75 10 11			
Audit Fees	50 0 0			
		1,189 15 10		
Balance carried down		1,324 15 8		
		£2,514 11 6		£2,514 11 6

PROFIT AND LOSS APPROPRIATION ACCOUNT, 30th June, 1922.

	£ s. d.		£ s. d.
To Interest on Capital	799 18 7	By **Balance** brought down	1,324 15 8
Sinking Fund	34 15 8		
Bonus	33 2 5		
Balance carried to Profit and Loss Accumulated Account	456 19 0		
	£1,324 15 8		£1,324 15 8

PROFIT AND LOSS ACCUMULATED ACCOUNT at 30th June, 1922.

	£ s. d.		£ s. d.
To Sundry Adjustments for services prior to 30th June, 1921	94 1 7	By **Accumulated Profit** at 30th June, 1921	10,765 4 6
Balance carried forward	11,134 7 0	Adjustments for services prior to 30th June, 1921	6 5 1
		Balance from Appropriation Account	456 19 0
	£11,228 8 7		£11,228 8 7

Established as an Industrial Undertaking from 12th February, 1914, the State Bakery has demonstrated its utility by accumulating surplus profits to date amounting to £11,134 7s., besides effecting savings to the State and the public. A notable service was rendered by the Bakery in supplying bread to the military camps during the war period. The savings to the Commonwealth were of such magnitude as to well merit the special acknowledgment received from the military authorities.

Bought as a going concern—being then a moderately-sized suburban bakery—improvements were effected and various additions made from capital funds. A section of the Bakery, later set apart and fitted for pastry-making to supply the Railway Refreshment Rooms, is now idle. As opportunity offered, inoperative equipment and plant have been sold, until at the present little remains beyond immediate requirements. The factory is ill equipped in comparison with modern bakeries, as pointed out in previous reports, and should not, therefore, be able to compete therewith at reasonable prices. Whether it can do so or not this Department is not in a position to determine; but if the prices fixed by the Court, based presumably on trade evidence, be a guide, then the following selling prices are of interest:—

Proclaimed Prices:—

	1st July to 25th September.	26th September to 8th December.	9th December to 30th June.
	d.	d.	d.
At Shops	6¼	6½	4¾
Delivered and paid for within 7 days	6½	6¾	5
,, and booked	6¾	7	5¼
Outlying places	7	7¼	...

The sales from the Bakery are all "delivered and booked," and many deliveries are to outlying districts, such as Rydalmere and Parramatta.

From 1st July to 8th December the Bakery price was 5¾d. as against the proclaimed price of 6¾d. and 7d., a difference of 1d. and 1¼d. per two-pound loaf.

From 9th December to 30th June, 3¾d. as against the proclaimed price of 5¼d., a difference of 1½d. These prices are indicative of the savings now effected, and the price the Government might be called on to pay were the State Bakery not in existence.

During

During the year the Bakery has been criticised for supplying municipal depôts at cheaper prices than those for Government Institutions. In terms of cash received that is so, to an extent of approximately one-third of a penny per two-pound loaf, but if the cost of delivery be taken into account the reverse is the case.

Working expenses decreased from £33,686 2s. 1d. to £29,668 0s. 3d., a fall of nearly 12 per cent., while earnings dropped from £34,876 17s. 2d. to £30,992 15s. 11d., or 11 per cent., a saving of about 1 per cent., which is illustrated by the following percentage statement:—

Head of Expenditure.	Percentage of Working Expenses to Earnings.			
	1920-21.	1921-22.	Increase.	Decrease.
Bread Department Trading—				
Flour	67·58	61·46	.....	6·12
General Stores	3·64	5·27	1·63	.....
Fuel, Power, and Light, &c.	2·96	3·45	·49	.....
Wages	10·18	11·83	1·65	.....
Supervision	·29	·32	·03	.....
Depreciation	2·60	3·58	·98	.....
Plant, &c., repairs	·76	1·06	·30	.....
Stores, &c., Motor Vehicles	5·46	4·92	.....	·54
Administration	1·98	2·30	·32	.....
General Expenses	1·27	1·54	·27	.....
	96·72	95·73	.....	·99
Trading Profit	3·28	4·27	·99	.....
	100·00	100·00	.....	.....

It will be seen that the expenses for the two years were 96·72 per cent. and 95·73 per cent. of earnings, leaving trading profits of 3·28 per cent. and 4·27 per cent. respectively.

The decrease in flour cost is attributable to the fluctuations of prices, ranging from £21 2s. 6d. to £11 10s. per ton, without corresponding changes in bread prices. The slight general increase in other costs is not material, that of wages being due to reduction of working hours, whilst other increases are the result of spreading constant charges over decreased earnings.

Supplies, for the year, have been made as follow:—

	lbs.
Government Institutions	2,121,290
Navy	60,750
Depôts	996,870
Schools, &c.	64,261
Miscellaneous	21,567
Total Sales in lbs.	3,264,738

By authority, the State Bakery ceased supplying to Depôts as from 1st June last, and now limits its output to the needs of Government Institutions. This plan must lessen the benefits accruing by causing constant overhead charges, such as depreciation, interest on capital, maintenance, insurance, &c., to be carried by approximately two-thirds of the turnover.

Whatever may be the future of the Undertaking, it has performed a useful function. If Court awards are an indication of the prices which would be charged by private firms in the absence of the State utility, its savings as well as its profits are the measure of its success.

The financial position is exceptionally sound. There are capital assets which cost £21,793 10s. 5d., reduced by depreciation to £13,425 17s. 7d., of which the Treasury provided £15,435 14s. 11d. From available cash profits £5,000 of this amount has been repaid and £6,357 15s. 6d. expended on further improvements, leaving an available cash balance of £4,257 1s. 11d, whilst debtors exceed creditors by £1,773 13s. 5d., an amount easily realisable.

After providing for all contingencies there is, as revealed in the balance-sheet, accumulated profits unappropriated of £11,134 7s.

STATE MOTOR GARAGE.

BALANCE-SHEET as at 30th June, 1922.

LIABILITIES.	£ s. d.	£ s. d.
Capital—		
Land (*Valuation only*)	1,000 0 0	
General Loan Account	3,612 19 7	
Public Works Fund	2,670 18 3	
Consolidated Revenue Account	1,202 0 10	
Special Deposits Account (*to be Transferred*)	537 16 11	
		9,023 15 7
Sundry Creditors—		
Trade	2,087 11 8	
Colonial Treasurer	455 6 10	
		2,542 18 6
Bonus		931 16 11
Accrued Wages, &c.		149 14 7
Reserve for Recreation Leave		200 12 4
Profit and Loss Account—		
Balance as at 30th June, 1921	8,463 14 8	
Balance for Year 1921-22 carried Foward	2,937 3 7	
		11,450 18 3
		£24,299 16 2

ASSETS.	£ s. d.	£ s. d.
Land	1,000 0 0	
Building	4,814 12 3	
Plant, Machinery, and Tools	3,027 16 10	
Office Furniture	181 6 6	
	9,023 15 7	
Less Depreciation	3,212 15 4	
		5,811 0 3
Hire Cars		288 3 9
Stocks on hand—		
Stores and Materials	1,801 17 3	
Stationery and Stamps	82 4 0	
Loose Tools	243 7 10	
		2,127 9 1
Sundry Debtors		5,728 11 1
Works in Progress		343 13 0
Special Deposits Account—		
As per Public Accounts	8,218 15 0	
Collections in Transit	201 6 0	
Transfer to Capital	537 16 11	
	8,957 17 11	
Less Unrecouped payments	2,641 7 6	
		6,316 10 5
Reserve Account—		
As per Public Accounts	3,500 0 0	
Add Interest	177 4 5	
		3,677 4 5
Cash in Hand		7 4 2
		£24,299 16 2

We have audited the Balance-sheet of the State Motor Garage above set forth. We have obtained all the information and explanations we have required.

In our opinion this Balance-sheet is properly drawn up so as to exhibit a true and correct view of the state of the Undertaking's affairs according to the best of our information and the explanations given us, and as disclosed by the books, accounts, and vouchers of the Undertaking.

C. W. CLIFFORD.
P. J. DUNWORTH.

Department of Audit,
17th August, 1922.

TRADING ACCOUNT for Year ended 30th June, 1922.

	£ s. d.		£ s. d.
To **Stock on hand**	3,516 2 0	By **Sales**	34,244 1 0
Purchases	18,270 18 11	Inspection Fees	27 9 0
Wages	7,313 15 6	Earnings of Hire Cars	1,000 18 8
Depreciation—Buildings and Plant	417 2 5	Works in Progress	343 13 0
Sundry Trade Expenses	883 18 3	Stock on hand	1,801 17 3
Repairs and Maintenance	201 7 2		
Hire Cars, Upkeep	811 2 1		
Insurance	151 9 5		
Technical College Fees	2 5 0		
Gross Profit, transferred to Profit and Loss Account	5,819 18 2		
	£37,417 18 11		£37,417 18 11

PROFIT AND LOSS ACCOUNT for Year ended 30th June, 1922.

	£	s.	d.		£	s.	d.
To Administration	1,285	16	3	By **Gross Profit** from Trading Account	5,819	18	2
Office and General Expenses	222	9	9	Interest on Reserve Account	177	4	5
Depreciation, Office Furniture	18	2	8				
Discount	58	2	9				
Reserve for Recreation Leave	38	3	10				
Balance transferred to Profit and Loss Appropriation Account	4,374	7	4				
	£5,997	2	7		£5,997	2	7

PROFIT AND LOSS APPROPRIATION ACCOUNT, 30th June, 1922.

	£	s.	d.		£	s.	d.
To Interest on Capital	443	6	0	By **Balance** transferred from Profit and Loss Account	4,374	7	4
Sinking Fund Contribution	12	0	10				
Bonus to Staff and Employees	931	16	11				
Balance carried to Profit and Loss Accumulated Account	2,987	3	7				
	£4,374	7	4		£4,374	7	4

PROFIT AND LOSS ACCUMULATED ACCOUNT at 30th June, 1922.

	£	s.	d.		£	s.	d.
To **Balance** carried forward at 30th June, 1922	11,450	18	3	By Balance brought forward at 1st July, 1921	8,463	14	8
				Balance from Profit and Loss Appropriation Account, 1921-22	2,987	3	7
	£11,450	18	3		£11,450	18	3

On a capital of £9,023 15s. 7d., the Undertaking concluded the year's operations with a trading profit of £4,374 7s. 4d. or 48 per cent. of the capital. From that profit, £455 6s. 10d. was set aside for statutory charges, interest and sinking fund; £931 16s. 11d. for bonuses to employees; and the unappropriated balance of £2,987 3s. 7d. was carried forward to the accumulated funds of the business, which now total £11,450 18s. 3d.

The trading profit exceeded that of the prior period by approximately 33 per cent., due mainly to the decision by authority that the purchase of motor stores for the public service be entrusted to the manager of this Undertaking. For several years past, this Department has drawn attention to the anomaly of a State Garage, established for the purpose of safeguarding the State's interest in respect to ts motor fleet, being passed over by various administrative and departmental officers, who have purchased direct from various firms and had repairs to cars effected at private shops.

In 1917, the Minister for Public Works commissioned a well-known motor engineer, a competitor in business of the State Garage, to report to him on the working of the utility and to investigate certain complaints. The report presented specifically stated that departments dealing with the Undertaking were effecting a saving thereby. It was further pointed out that breakdowns, characterised by inexperienced departmental officers as faulty garage work, were actually structural weaknesses which could not be found by any motor mechanic during overhaul.

It might have been expected that the report as to the efficiency of the work would have established effective confidence in the State utility, and the expressed opinion in regard to the undoubted saving in cost, would at least have weighed with departments. But from year to year there have been extensive payments to private firms for overhauls, repairs, spares, and motor stores to the detriment of Government funds and the functioning of a State utility, which has, to a great extent, been dependent on work from the general public.

During the year under review it is estimated that, despite the authority already referred to, not more than 70 per cent. of the State's requirements were purchased through the Garage. The Undertaking, being in the position of a wholesale trade buyer, made a profit for itself of approximately £1,750 on its dealings in tyres alone, and not at the expense of departments, because the latter were charged the prices at which firms contracted to supply the Government through the Stores Supply Department. Trade knowledge alone produced that profit.

From the 1st of June last, under Ministerial direction, the Undertaking ceased to trade with the public, and now confines its activities to Government work. It is considered advisable in the interest of the State, and for the proper protection of Governmental expenditure, that the position of the Garage in respect to the motor service of the State be determined at an early date.

The

The following statement shows the comparative percentage costs for the last two years :—

	1920-21.	1921-22.	Increase.	Decrease.
Wages	25·52	20·47	.....	5·05
Materials	50·55	55·92	5·37	.....
Trade expenses and repairs	3·55	3·04	.....	·51
Salaries	3·66	3·60	.....	·06
General expenses	1·46	1·16	.....	·30
Hire cars—maintenance and depreciation	3·38	2·27	.....	1·11
Depreciation—general	1·02	1·30	·28	.....
	89·14	87·76	.....	1·38
Trading Profit	10·86	12·24	1·38	.....
	100·00	100·00	.....	.....

Increased purchases of £3,300, due to the more extensive supply of motor accessories abovementioned, have had the effect of lowering all other percentage costs, with the exception of depreciation, which rose slightly owing to the installation of new plant. A noticeable feature is the reduction of £573 in wages, notwithstanding a decrease in hours worked per week.

Sales rose by £4,771 to £34,244, while there were decreases in earnings for inspection fees and the hiring of cars. A more liberal resort to the system of hire-cars would mean a departmental saving, and is, therefore, worthy of consideration.

An earning, new to the account, is that of interest on the Reserve Account at the Treasury. From this source £177 4s. 5d. was obtained on an investment of £3,500. It is worthy of note that, since the close of the year a further £6,000 has been placed at interest with the Treasury, making the total investment £9,677 4s. 5d.

At the 30th June the cash position was exceptionally sound, there being at command a sum of £12,104 9s. 7d., less a working overdraft of £2,641 7s. 6d. Debts, £5,728 11s. 1d., mainly Governmental, more than offset creditors and other trade liabilities of £3,624 10s.

The financial position is as follows:—There is an unappropriated balance of profit of £11,450 18s. 3d., and reserves for depreciation £3,212 15s. 4d., in all £14,663 13s. 7d. as against a capital liability of £9,023 15s. 7d., which leaves a net balance of £5,639 18s. plus the land, workshops, and equipment intact without encumbrance.

STATE SAWMILLS—Craven and Gloucester, &c.

BALANCE-SHEET as at 30th June, 1922.

LIABILITIES.	£ s. d.	£ s. d.
Capital—		
General Loan Account	39,214 0 3	
Public Works Fund	24,831 6 3	
Consolidated Revenue Fund	690 0 5	
Unrecouped Vouchers	364 19 11	
Sundry Creditors	3,110 2 3	
	68,210 9 1	
Less—		
Transfers to Special Deposits Account	1,292 15 2	
		66,917 13 11
Unrecouped Vouchers	15,151 18 11	
Less— £ s. d.		
Special Deposits Account, as per Public Accounts 443 11 3		
Collections in Transit 1,353 6 2		
Transferred from Capital 364 19 11		
2,161 17 4		
Less—		
Transferred to Capital 1,292 15 2		
	869 2 2	
		14,282 16 9
Sundry Creditors	17,723 15 6	
Less—Transferred to Capital	3,110 2 3	
		14,613 13 3
Accrued Wages		592 3 1
Reserve for Recreation Leave		222 10 8
Profit and Loss Account—		
Accumulated to 30th June, 1921	8,918 9 11	
Less—		
Net Loss for year 1921–22 after provision for Interest, &c.	6,996 13 10	
		1,921 16 1
		£98,550 13 9

ASSETS.	£ s. d.	£ s. d.
Craven—		
Land	156 5 3	
Mill Building	4,854 3 0	
Plant and Machinery	6,511 4 11	
Railway Siding	440 9 8	
Railway into Forest	23,605 1 3	
Railway Rolling Stock	2,758 15 7	
Railway Plant	1,012 0 0	
Electric Light Plant	372 6 4	
Dams	220 0 0	
Workmen's Cottages	4,940 19 5	
Cottage Furniture	157 7 5	
Grocery Plant	44 13 0	
		45,073 5 10
Gloucester—		
Land	320 0 0	
Mill Buildings	752 12 5	
Plant and Machinery	1,895 17 0	
Rolling Plant—Horses, &c.	9,628 0 0	
Office Furniture	124 0 1	
Motor Cycle	80 15 0	
		12,801 4 6
Newcastle—		
Buildings	1,856 9 11	
Wharf	104 9 11	
Plant and Machinery	3,006 18 0	
Motor Vehicles, Carts, and Horses	1,350 15 4	
Loose Tools	18 2 9	
Office Furniture	81 16 5	
		6,418 12 4
Stock—Timber		2,624 11 3
		66,917 13 11
Less—		
Depreciation		8,813 3 0
		58,104 10 11
Stocks on Hand	23,051 16 8	
Less—		
Purchased from Capital	2,624 11 3	
		20,427 5 5
Prepayments		216 9 9
Sundry Debtors		18,107 0 8
War Gratuity Bonds		1,575 7 0
Cash in Hand		120 0 0
		£98,550 13 9

We have audited the Balance-sheet of the State Sawmills, Craven and Gloucester, above set forth. We have obtained all the information and explanations we have required.

In our opinion this Balance-sheet is properly drawn up so as to exhibit a true and correct view of the state of the Undertaking's affairs according to the best of our information and the explanations given us, and as disclosed by the books, accounts, and vouchers of the Undertaking.

C. W. CLIFFORD.
P. J. DUNWORTH.

Department of Audit,
14th September, 1922.

TIMBER TRADING ACCOUNT for Year ended 30th June, 1922.

	£ s. d.		£ s. d.
To Stock on hand, 1st July, 1921	13,453 7 4	By Sales	53,568 0 1
Purchases	37,243 1 0	Rents	444 16 4
Mill Wages	15,447 16 5	Stock	21,706 0 10
Repairs and Maintenance	5,962 5 1		
Depreciation	3,255 14 1		
Rents	200 0 10		
Gross Profit transferred to Profit and Loss Account	156 12 6		
	£75,718 17 3		£75,718 17 3

GROCERY TRADING ACCOUNT for Four Months ended 30th June, 1922.

	£	s.	d.		£	s.	d.
To Stock on hand, 1st July, 1921	672	8	3	By Sales	3,323	1	4
Purchases	2,963	13	1	Stock	774	19	3
Wages	191	4	1				
Rent	45	10	0				
General Expenses	15	2	5				
Gross Profit transferred to Profit and Loss Account	210	2	9				
	£4,098	0	7		£4,098	0	7

PROFIT AND LOSS ACCOUNT for Year ended 30th June, 1922.

	£	s.	d.		£	s.	d.
To Administration	1,899	8	0	By **Gross Profit**—			
Advertising	76	4	1	Transferred from Timber Trading Account	156	12	6
Discount	176	15	8	,, ,, Grocery ,,	210	2	9
Commission	29	5	6	Interest earned	344	6	4
General Expenses	320	3	0	Discount	51	15	2
Postage, Telephones, &c.	308	10	5	War Service Homes—Balance of compensation for cancellation of contract	632	11	0
Printing and Stationery	148	16	1	**Net Loss** transferred to Profit and Loss Appropriation Account	3,799	16	7
Insurance	801	16	4				
Rent, Rates, and Taxes	66	6	6				
Travelling Expenses	838	2	1				
Interest on Overdraft	443	12	3				
Bad Debts	86	4	5				
	£5,195	4	4		£5,195	4	4

PROFIT AND LOSS APPROPRIATION ACCOUNT, 30th June, 1922.

	£	s.	d.		£	s.	d.
To Interest on Capital	3,066	3	0	By **Balance** transferred to Profit and Loss Accumulated Account	6,996	13	10
Sinking Fund Contribution	130	14	3				
Net Loss brought down	3,799	16	7				
	£6,996	13	10		£6,996	13	10

PROFIT AND LOSS ACCUMULATED ACCOUNT at 30th June, 1922.

	£	s.	d.		£	s.	d.
To **Balance** transferred from Appropriation Account	6,996	13	10	By **Balance** brought forward, 1st July, 1921	8,918	9	11
Balance carried forward	1,921	16	1				
	£8,918	9	11		£8,918	9	11

The year closed with a trading loss of £3,799 16s. 7d., to which were added charges for interest on capital and contribution to sinking fund amounting to £3,196 17s. 3d., making in all a loss of £6,996 13s. 10d.

Purchased as a going concern in February, 1917, the saw-mills have amassed profits in reserve of £8,918 9s. 11d. The deficit this year will cause this accumulation to be called on to an extent of £6,996 13s. 10d., still leaving profit in reserve of £1,921 16s. 1d. The position is, that after paying its way and distributing a dividend on capital approximating 5 per cent. each year, there is still an undivided profit of £1,921 16s. 1d.

For purposes of comparison the following statement is appended :—

	1917.	1918.	1919.	1920.	1921.	1922.	Total.
	£	£	£	£	£	£	£
Capital	15,141	28,514	48,139	51,155	57,436	66,917	66,917
Trading Profit	1,032	2,649	4,371	6,655	2,225	.....	13,133
Trading Loss	.....	.....	.....	.....	.....	3,799	
						Less Appopriations, etc.	11,212
						Net Profit 30th June, 1922...	1,921

The charge for interest on the capital invested is to date £10,501 10s. 6d., and together with an amount of £8,813 3s. 0d. set aside as a depreciation reserve, is included in the accounts.

The

The manager accounts for the year's loss by depression in the milling industry. This would not have affected the State Mills but for the fact that a large contract, entered into with the War Service Homes Commission for the supply of 2½ million feet of sawn timber, was cancelled practically without compensation.

The contract papers, prepared by the Commission were signed by the Manager of the Saw-mills in the presence of the Deputy Commissioner for New South Wales. Acting in good faith the Manager made all arrangements to carry cut his contract. Weather conditions were such as precluded him from obtaining immediate supplies from his own forest and logs were purchased from distant localities at prices, which, though high, would have returned a good profit on the contract price. These logs, suitable for the purpose for which they were bought, viz. building material, were practically useless for other government and market requirements for which the Mills catered. After supplying 300,000 feet out of a total of 2½ millions, building by the War Service Homes Commission was suspended and, later on the Manager was notified that further supplies were not required. When the matter of compensation was mentioned it was found that the contract had evidently not been signed by the Minister for Repatriation. As a result of an inquiry in connection therewith, a responsible Federal officer was dismissed and the manager's contention that a contract did exist was fully established. Although a claim was then submitted for the loss sustained of £6,148 18s. 3d., in the absence of the contract the Minister considered the limit of his moral obligation was £1,632 11s., which amount was even given as an act of grace. As between two governments the amount paid should surely have been the same as could have been claimed legally had the contract been binding, and that amount would have been the calculated profit for the full supply under the contract, plus any loss on realisation of stocks held and purchased to carry out the contract.

At the 30th June, 1921, there were stocks of 1,413,371 super feet, as against the previous yearly average of 154,379 super feet. With a glutted market realisation even at cost was an impossibility. After cancellation of the abovementioned supply, the market dropped 10s. per hundred owing to financial pressure. The Manager's claim that high-priced logs, bought for a certain contract, which had to be processed and sold on a falling market, were responsible in a considerable measure for the year's loss appears well founded.

Further causes which added to the loss were a falling off in the hewn timber contract orders for railway, bridge and wharf construction ; the adoption of the 44-week ; severe weather conditions affecting forest hauling by bullocks, and the diminution of haulage in consequence by the forest railway, which carried heavy interest and depreciation charges on the considerably reduced output.

Comparison of cost percentages as between a profit and a considerable loss serve no useful purpose, except to prove, in this instance, that the Manager's contention as to the loss is well founded. Whilst purchases cost increased 12·3 per cent. on earnings, maintenance, administration, &c., decreased 1·8 per cent.

There is one aspect materially affecting this Undertaking, and common to some others, which should be taken into account when considering its utility, viz., that by its establishment considerable savings to the Government have been effected. It is contended by the management that the Undertaking, being in a position to submit tenders for work invited, acts as a deterrent against unreasonable prices being demanded, and prevents any combination of timber interests exploiting the Government. Correspondence and data made available seem to support the contention.

STATE DRUG DEPÔT.

BALANCE-SHEET as at 30th June, 1922.

LIABILITIES.	£ s. d.	£ s. d.
Capital—		
General Loan Account	188 7 0	
Special Deposits Accounts	0 16 6	
Sundry Creditors	0 3 6	
		189 7 0
Sundry Creditors—		
Trade	3,828 9 8	
Colonial Treasurer	60 19 3	
		3,889 8 11
Reserve for Recreation Leave		60 4 0
Reserve for Duty		161 14 5
Profit and Loss Account—		
Accumulated Balance of Profit at 30th June, 1921	8,325 0 11	
Balance of Profit for year ended 30th June, 1922	620 12 11	
		8,945 13 10
		£13,246 8 2

ASSETS.	£ s. d.	£ s. d.
Plant	37 1 1	
Furniture	152 5 11	
	189 7 0	
Less Depreciation	88 5 8	
		101 1 4
Stock on hand		7,688 6 4
Sundry Debtors		3,179 5 5
Special Deposits Account—		
At Treasury	3,320 19 8	
Collections in Transit	93 9 4	
Transfer to Capital	0 16 6	
	3,415 5 6	
Less Unrecouped Vouchers	1,141 5 7	
		2,273 19 11
Cash in hand		3 15 2
		£13,246 8 2

We have audited the Balance-sheet of the State Drug Depôt above set forth. We have obtained all the information and explanations we have required.

In our opinion this Balance-sheet is properly drawn up so as to exhibit a true and correct view of the state of the Undertaking's affairs according to the best of our information and the explanations given us, and as disclosed by the Books, Accounts, and Vouchers of the Undertaking.

C. W. CLIFFORD.
R. G. GRAY.

Department of Audit,
19th September, 1922.

TRADING ACCOUNT for Year ended 30th June, 1922.

	£ s. d.	£ s. d.
To Purchases		27,476 6 1
Supervision	172 10 0	
Wages	769 16 8	
Power and Light	7 9 11	
Depreciation	17 11 4	
Reserve for Duty	161 14 5	
		1,129 2 4
Gross Profit transferred to Profit and Loss Account		2,077 5 2
		£30,682 13 7

	£ s. d.
By Sales	22,994 7 3
Stock on hand	7,688 6 4
	£30,682 13 7

PROFIT AND LOSS ACCOUNT for Year ended 30th June, 1922.

	£ s. d.	£ s. d.
To Administration	730 14 3	
Audit Fees	50 0 0	
General Expenses	141 0 0	
Insurance	51 4 8	
Rent	400 0 0	
Interest on Overdraft	49 11 8	
Reserve for Recreation Leave	30 0 0	
Discount	183 12 2	
		1,636 2 9
Balance transferred to Profit and Loss Appropriation Account		630 16 9
		£2,266 19 6

	£ s. d.
By **Gross Profit** from Trading Account	2,077 5 2
Discount	187 7 5
Exchange	2 6 11
	£2,266 19 6

PROFIT AND LOSS APPROPRIATION ACCOUNT, 30th June, 1922.

	£ s. d.		£ s. d.
To Interest on Capital	9 11 3	By **Balance** transferred from Profit and Loss Account	630 16 9
Sinking Fund Contribution	0 12 7		
Balance carried to Profit and Loss Accumulated	620 12 11		
	£630 16 9		£630 16 9

ACCUMULATED PROFIT AND LOSS ACCOUNT, AT 30th June, 1922.

	£ s. d.		£ s. d.
To **Balance** carried forward	8,945 13 10	By Balance brought forward 1st July, 1921	8,325 0 11
		Balance from Profit and Loss Appropriation Account, 30th June, 1922	620 12 11
	£8,945 13 10		£8 945 13 10

Established as an Industrial Undertaking at 1st July, 1917, this utility has rendered notable service in securing medical supplies for Government institutions, subsidised hospitals, and friendly societies at more reasonable rates than obtainable by purchase in the open market. The success of the venture should be judged by the accomplishment of that purpose and not by the amount of profit which has accrued from time to time and which now amounts to £8,945 13s. 10d. This accumulation of profit has not been obtained through excess prices.

It has been the policy during the year to so regulate the selling price as to leave an inconsiderable profit for future contingencies; in other words, to run the Depôt on true costs after allowing a small margin. On a turnover of £22,813 for the year, the net profit of £620 is equal to $2\frac{3}{4}$ per cent., a reasonable margin.

Earnings decreased from £29,415 3s. to £22,813 2s., mainly through lower prices. This is indicated by the lowering in the percentage which purchases bear to the total expenses for the year, taken in conjunction with increases in wages, rent, and general expenses.

The percentage costs for the last two years are :—

Head of Expenditure.	Percentage of Working Expenses to Earnings.			
	1920–21.	1921-22.	Increase.	Decrease.
Purchases	84·64	86·63	1·99	.....
Wages	2·80	3·37	·91	.....
Administration	3·05	3·96	·57	.....
Rent	·94	1·75	·81	.....
Interest on Overdraft	·43	·22	.....	·21
General Expenses	·88	1·30	·42	.....
	92·74	97·23	4·49	.....
Trading Profit	7·26	2·77	.....	4·49
	100·00	100·00	.....	.....

During the life of the Undertaking the Treasury has only been called on to supply capital expenditure of £188 7s. As this utility has, from 1st July, been removed by *Gazette* Notice from the list of Industrial Undertakings, it is advisable that this amount be repaid.

The financial position of the business at the 30th June is sound, assets being readily convertible, if necessary, to meet the accumulated profit of £8,945 13s. 10d.

STATE

STATE CLOTHING FACTORY.

BALANCE-SHEET as at 30th June, 1922.

LIABILITIES.	£ s. d.	£ s. d.
Capital—		
General Loan Account	6,710 2 9	
Public Works Fund	6,924 13 6	
		13,634 16 3
Sundry Creditors—		
Trade	7,502 4 5	
Colonial Treasurer	826 6 0	
		8,328 10 5
Accrued Wages, &c.		146 13 11
Reserve for Recreation Leave		124 10 1
Profit and Loss Account—		
Accumulated Balance of Profit to 30th June, 1921	10,594 8 10	
Balance of Profit for year ended 30th June, 1922	6,263 16 5	
		16,858 5 3
		£39,092 15 11

ASSETS.	£ s. d.	£ s. d.
Land	5,200 0 0	
Buildings	6,241 0 10	
Lift	528 15 10	
Electric Motors and Fittings	315 1 2	
Plant	987 4 4	
Furniture	362 14 1	
	13,634 16 3	
Less Depreciation	3,087 4 4	
		10,547 11 11
Stocks on hand—		
Manufactured	6,267 0 7	
Stock in Store	3,542 12 7	
		9,809 13 2
Sundry Debtors		13,723 10 2
Cash—		
Special Deposits Account	7,444 11 10	
Less Unrecouped Vouchers	2,432 11 2	
		5,012 0 8
		£39,092 15 11

We have audited the Balance-sheet of the State Clothing Factory above set forth. We have obtained all the information and explanations we have required.

In our opinion this Balance-sheet is properly drawn up so as to exhibit a true and correct view of the state of the Undertaking's affairs according to the best of our information and the explanations given us and as disclosed by the books, accounts, and vouchers of the Undertaking.

Department of Audit,
18th September, 1922.

C. W. CLIFFORD,
R. G. GRAY.

TRADING ACCOUNT for Year ended 30th June, 1922.

	£ s. d.		£ s. d.
To Manufactured Stock brought forward	9,269 6 1	By Sales	78,688 0 3
Purchases	48,695 11 8	Manufactured Stock on hand	6,267 0 7
Supervision	1,684 6 9		
Wages	15,799 10 11		
Power and Light	242 16 8		
Depreciation	361 17 3		
Trade Expenses	566 9 7		
Repairs and Maintenance	186 14 6		
Gross Profit transferred to Profit and Loss Account	8,148 7 5		
	£84,955 0 10		£84,955 0 10

PROFIT AND LOSS ACCOUNT for Year ended 30th June, 1922.

	£	s.	d.		£	s.	d.
To Administration	477	12	6	By **Gross Profit** from Trading Account	8,148	7	5
Audit Fees	50	0	0	Discounts	278	16	6
General Expenses	488	13	6				
Rates and Taxes	158	8	5				
Insurance	127	8	4				
Interest on Overdraft	119	5	6				
Reserve for Recreation Leave	39	18	9				
Balance transferred to Profit and Loss Appropriation Account	6,970	16	11				
	£8,427	3	11		£8,427	3	11

PROFIT AND LOSS APPROPRIATION ACCOUNT, 30th June, 1922.

	£	s.	d.		£	s.	d.
To Interest on Capital	684	13	2	By **Balance** transferred from Profit and Loss Account	6,970	16	11
Sinking Fund	22	7	4				
Balance transferred to Profit and Loss—Accumulated Account	6,263	16	5				
	£6,970	16	11		£6,970	16	11

PROFIT AND LOSS ACCUMULATED ACCOUNT at 30th June, 1922.

	£	s.	d.		£	s.	d.
To **Balance** carried forward	16,858	5	3	By **Accumulated Balance** at 30th June, 1921	10,594	8	10
				Balance—Unappropriated for year ended 30th June, 1922	6,263	16	5
	£16,858	5	3		£16,858	5	3

Although for the first seven years the trading results of this factory were not consistently profitable, nevertheless, during later years an efficient administration, backed by a staff which has, for the most part, been paid higher than award wages, has built up a solid reserve of profit. A change of policy, mentioned in the report of last year, has during the last three years been responsible for such charges as would afford a safe margin in the event of realisation or complete deterioration of working assets, whilst, at the same time, not burdening departmental funds with excess costs.

The business of the factory for the year has been exceedingly profitable. At least half its orders, those obtained from the Tramways, have been secured in the open market by tender, the contract price being much less than that of the lowest private firm. Supplies for the Police Department, which represented approximately one quarter of the turnover, though not secured in competition, may be taken to have been satisfactory both as to price and quality. The other sources of trade comprise the Customs Department, Sydney Harbour Trust, Cockatoo Dock, Mental Hospitals, Civil Ambulance, and departmental requirements for messengers.

Working expenses increased from £72,908 15s. 6d. to £78,263 0s. 5d., a rise of 7·35 per cent. against an increase in earnings of £7,415 14s. 6d., or 9·53 per cent. This betterment of 2·18 per cent. has been obtained mainly through economy in cutting, not to increased charges for the finished article, a contention supported by the following percentage costs to earnings for the last two years.

Head of Expenditure.	Percentage of Working Expenses to Earnings.			
	1920–21.	1921–22.	Increase.	Decrease.
Materials	69·56	68·01	.....	1·55
Wages	18·86	18·54	.....	·32
Supervision	2·15	1·97	.....	·18
Power, &c.	·70	·95	·25	.....
Depreciation	·39	·42	·03	.....
Administration	·85	·56	.....	·29
General Expenses	1·18	1·37	·19	.....
	93·69	91·82	.....	1·87
Trading Profit	6·31	8·18	1·87	.....
	100·00	100·00	.....	.....

It will be seen that Materials cost has declined by 1·55 per cent. Slight increases in Power and Depreciation are due to increased price of electricity and to higher depreciation on new machines which were substituted during the year. The total working expenses decreased from 93·69 to 91·82 per cent., a betterment of 1·87 per cent. A supervision and administrative expense, £2,161 19s. 3d. on a turnover of £85,233 17s. 4d., or approximately 2½ per cent., is worthy of mention.

The year's trading profit was £6,970 16s. 11d., from which was appropriated an amount of £707 0s. 6d. for interest on capital and sinking fund contribution due to the Treasury, the balance of profit, £6,263 16s. 5d., being added to the accumulated profit in reserve, which now totals £16,858 5s. 3d.

Cash in the Treasury at the 30th June amounted to £7,444 11s. 10d., as against the bank overdraft of £2,432 11s. 2d.

Debtors £13,723 10s. 2d., wholly governmental and therefore easily realisab'e, more than offset Creditors of £8,599 14s. 5d.

The position of the Undertaking at the 30th June, as disclosed by the certified balance-sheet, is as follows. There is a capital liability owing to the Treasury of £13,634 16s. 3d., and creditors of £8,599 14s. 5d., in all £22,234 10s. 8d. To meet this liability there are liquid or readily available assets amounting to £28,545 4s., so far a surplus of £6,310 13s. 4d. As a result of its trading for nine and a-half years there is, therefore, a surplus of £6,310 13s. 4d. plus the land and factory complete and unencumbered. At the depreciated value shown on the balance-sheet, this represents a net profit of £16,858 5s. 3d., but it is considered that the profit on realisation would be considerably more since the land and premises are worth more than the book figure.

As from the 1st July, 1922, the factory has been removed from the provisions of the Special Deposits Undertakings Act, and has become an adjunct of the Stores Supply Department. It is still, however, the State Clothing Factory, carried on in a strict commercial manner, and, for a large portion of its business, competing for Government contracts against private firms. The only alteration, therefore, is that, as an Industrial Undertaking it has ceased to be, but as a Departmental Utility it is carrying on its business as heretofore.

STATE TIMBER YARDS AND BUILDING WORKSHOPS, UHR'S POINT.

BALANCE-SHEET as at 30th June, 1922.

LIABILITIES.

	£ s. d.	£ s. d.
Capital—		
General Loan Account	151,821 18 7	
Public Works Fund	27,886 7 0	
		179,708 5 7
Unrecouped Vouchers	237,887 9 8	
Less Special Deposits Account, as per Public Accounts	28,955 19 2	
Collections in Transit	11,956 19 6	
	40,912 18 8	
		196,974 11 0
Sundry Creditors—		
Colonial Treasurer	109,145 12 8	
Trade	16,082 10 4	
Unclaimed Moneys	370 9 6	
		125,598 12 6
		£502,281 9 1

ASSETS.

	£ s. d.	£ s. d.
Land	4,313 8 4	
General Buildings and Fences	32,452 12 3	
Wharf and Approaches	2,318 0 9	
Tram Trucks in Yard	2,009 3 5	
Punts	3,789 11 11	
Plant and Machinery	38,866 17 2	
Motor Vehicles	10,174 18 3	
Horses, Harness, and Vehicles	1,434 9 5	
Furniture and Fittings	1,243 5 4	
Office Furniture	1,968 12 5	
Residence	700 0 0	
General Improvements	364 13 0	
Reclamation	16,422 19 7	
Dredging	2,242 0 0	
Sewerage	1,879 1 11	
Railway Siding	4 9 4	
Stock	59,524 2 6	
	179,708 5 7	
Less Depreciation	46,104 16 3	
		133,603 9 4
Stock	156,677 1 10	
Less Stock Purchased from Capital	59,524 2 6	
		97,152 19 4
Prepayments		657 0 11
Sundry Debtors	42,255 14 2	
Less Reserve for Bad and Doubtful Debts	1,000 0 0	
		41,255 14 2
Bills Receivable		1,566 15 3
Contract Deposits and Securities		1,053 16 0
Petty Cash		75 0 0
Profit and Loss Account—		
Accumulated Loss to 30th June, 1921	136,619 6 4	
Loss during period ended 7th January, 1922	78,665 9 6	
Loss during period 8th January to 30th June, 1922	11,631 18 3	
		226,916 14 1
		£502,281 9 1

We have audited the Balance-sheet of the State Timber Yards above set forth. We have obtained all the information and explanations we have required. The certified correctness of the stock quantities and classification have been accepted, and the rates set down established.

In our opinion this Balance-sheet is properly drawn up, so as to exhibit a true and correct view of the state of the Undertaking's affairs, according to the best of our information and the explanations given us, and as disclosed by the Books, Accounts, and Vouchers of the Undertaking.

Department of Audit,
25th August, 1922.

C. W. CLIFFORD,
P. J. DUNWORTH.

Trading Account for period 1st July, 1921, to 7th January, 1922.

	£ s. d.	£ s. d.		£ s. d.	£ s. d.
To Stock on Hand, 1st July, 1921	.....	218,957 9 11	By Sales	160,626 19 1	
Purchases	.....	76,646 9 2	*Less* Discounts	2,628 9 4	
Wages	.....	34,527 15 8	„ Returns and Allowances	1,742 12 2	
Freight Outwards	306 10 9			4,371 1 6	156,255 17 7
Cartage and Delivery	4,501 14 0				
Horse Feed and Stable Expenses	636 1 10		Stock on Hand	161,397 6 6	
Motor Lorries, Running Expenses	2,243 4 1		*Less* Depreciation	24,329 10 6	137,067 16 0
Depreciation, Motor Lorries ...	985 10 6				
„ Horses, Harness, and Vehicles	72 14 0				
		8,745 15 2	**Balance** transferred to Profit and Loss Account	.....	54,596 0 6
Repairs and Maintenance	.....	4,079 10 4			
Fuel, Power, and Light	.....	2,051 3 7			
Licenses and Certificates	.....	209 4 0			
Customs Charges	.....	50 12 6			
Depreciation (General)	.....	2,651 13 9			
		£347,919 14 1			£347,919 14 1

Profit and Loss Account for period 1st July, 1921, to 7th January, 1922.

	£ s. d.	£ s. d.		£ s. d.	£ s. d.
To **Balance** transferred from Trading Account	.....	54,596 0 6	By Discounts	479 4 0	
Administrative Expenses—			Miscellaneous Receipts	91 6 1	
Salaries	4,332 11 8		Rents	104 5 0	674 15 1
Travelling Expenses and Salaries	1,348 1 0		**Balance** carried to Profit and Loss Appropriation	.....	73,890 13 0
Stamps and Telegrams	264 5 2				
Printing and Stationery	499 15 7				
General Expenses	382 2 8				
Telephones	231 9 6				
		7,058 5 7			
Motor Car and Cycle Running, Expenses	420 5 1				
Depreciation	273 2 7				
Advertising	30 6 5				
Insurance	3,094 12 5				
Rates and Taxes	168 0 2				
Rents	67 10 0				
Commission and Brokerage ...	42 13 0				
Audit Fees	77 17 4				
Interest on Overdraft	5,324 6 4				
Good Conduct and Holiday Pay	1,763 3 1				
Bad Debts	1,269 5 8				
Sick and Accident Pay	379 19 11				
		12,911 2 0			
		£74,565 8 1			£74,565 8 1

Profit and Loss Appropriation Account, 7th January, 1922.

	£ s. d.		£ s. d.
To **Balance** brought from Profit and Loss Account	73,890 13 0	By **Balance** transferred to Profit and Loss Accumulated	78,665 9 6
Interest on Capital	4,523 10 3		
Sinking Fund Contribution	251 6 3		
	£78,665 9 6		£78,665 9 6

Accumulated Profit and Loss Account, at 7th January, 1922.

	£ s. d.		£ s. d.
To **Balance** brought forward at 1st July, 1921 ...	136,619 6 4	By **Balance** carried forward at 7th January, 1922	215,284 15 10
Balance from Profit and Loss Appropriation...	78,665 9 6		
	£215,284 15 10		£215,284 15 10

Trading Account for period 8th January to 30th June, 1922.

	£ s. d.	£ s. d.		£ s. d.	£ s. d.
To Stock on Hand, 8th January, 1922		137,067 16 0	By Sales	143,080 5 3	
Purchases		105,946 10 1	*Less* Discounts	£ s. d. 2,253 15 9	
Wages		29,956 0 4	,, Returns and Allowances	1,441 10 6	
Cartage and Delivery	4,378 12 0			3,695 6 3	
Horse Feed and Stable Expenses	593 19 2				139,384 19 0
Motor Lorries, Running Expenses	2,027 4 8		Stock on Hand, 30th June, 1922		155,961 13 4
Depreciation, Motor Lorries	785 6 6				
,, Horses, Harness and Vehicles	94 6 2				
		7,879 8 6			
Repairs and Maintenance		2,982 8 7			
Fuel, Power, and Light		1,387 16 2			
Licenses and Certificates		45 19 0			
Customs Charges		63 14 0			
Depreciation (General)		2,653 12 10			
Balance transferred to Profit and Loss Account		7,363 6 10			
		£295,346 12 4			£295,346 12 4

Profit and Loss Account for period 8th January to 30th June, 1922.

	£ s. d.	£ s. d.		£ s. d.	£ s. d.
To Administrative Expenses—			By **Balance** transferred from Trading Account		7,363 6 10
Salaries	3,896 13 1		Discounts	525 7 9	
Travelling Expenses and Salaries	1,296 2 6		Miscellaneous Receipts	345 9 4	
Stamps and Telegrams	153 17 2		Rents	40 15 0	
Printing and Stationery	383 11 2				911 12 1
General Expenses	215 5 10		**Balance** carried to Profit and Loss Appropriation		5,772 15 11
Telephones	74 11 4				
		6,020 1 1			
Motor Car and Cycle Running, Expenses	309 11 6				
Depreciation	273 8 8				
Advertising	60 7 6				
Insurance	1,599 17 11				
Rates and Taxes	119 4 9				
Rents	5 0 0				
Commission and Brokerage	77 6 4				
Audit Fees	72 2 8				
Interest on Overdraft	4,775 17 7				
Good Conduct and Holiday Pay	282 4 0				
Bad Debts	224 12 2				
Sick and Accident Pay	228 0 8				
		8,027 13 9			
		£14,047 14 10			£14,047 14 10

Profit and Loss Appropriation Account, 30th June, 1922.

	£ s. d.		£ s. d.
To **Balance** brought from Profit and Loss Account	5,772 15 11	By **Balance** transferred to Profit and Loss Accumulated	11,631 18 3
Interest on Capital	4,605 19 7		
Sinking Fund Contribution	253 2 9		
Reserve for Bad Debts	1,000 0 0		
	£11,631 18 3		£11,631 18 3

Accumulated Profit and Loss Account, at 30th June, 1922.

	£ s. d.		£ s. d.
To **Balance** brought forward at 8th January, 1922	215,284 15 10	By **Balance** carried forward at 30th June, 1922	226,916 14 1
Balance from Profit and Loss Appropriation, 30th June, 1922	11,631 18 3		
	£226,916 14 1		£226,916 14 1

Since its establishment as an Industrial Undertaking on 1st July, 1913, the State Timber Yards have passed through a series of vicissitudes. By reason of the expensive initial cost of the elaborate buildings and reclamation works carried out by day labour, the industry has, from its inception, been seriously handicapped by an over-burden of capitalisation, which was specially mentioned in the Report on the Industrial Undertakings for the year ended 30th June, 1917, and in later Reports. In the former, attention was also directed to the frequent changes in the personnel of the management, it being suggested that such want of continuity was not beneficial as a rule. Changes in management have taken place as follows :—

Title.	Appointed from	Appointment Terminated.
Manager	July, 1913 ...	November, 1914.
Acting-Manager	November, 1914...	May, 1915.
Manager	June, 1915 ...	May, 1917.
Acting Business Manager ...	May, 1917 ...	December, 1917.
Manager	December, 1917...	September, 1919.
Manager	September, 1919	January, 1922.
Acting-Manager	January, 1922 ...	March, 1922.
Manager	March, 1922 ...	June, 1922.

In nine years, therefore, there have been five managers and three acting-managers.

For a period of approximately five years the various managers and acting-managers were such in name only, being subject to a board of officials (who were not experts in the timber trade), which in turn was controlled by the Public Works Department. On page 14 of the abovementioned Report are the following remarks :—

> If the Undertaking is to survive, the experiment might be tried of appointing a manager of proved experience in the timber trade, who might be allowed to pursue a set policy for a fixed period, acting on his own responsibility, subject to Ministerial control as to policy, but independent of any board of officials, and standing or falling as a result of his own efforts, on the same basis as any commercial concern.

A quotation from page 29 of Report for year ended 30th June, 1918, reads :

> Another factor conducive to success is that the Undertaking should acquire its own resources of supply of colonial timber, such as hardwood, pine, &c. At present, the Undertaking is compelled to obtain these timbers from its rivals, and needless to state it must purchase at whatever price demanded. If outside firms have the privilege of exclusive rights to certain areas, then the Undertaking should be placed on a similar basis without preference, which is not or should not be claimed. The State, in view of the nature of the Undertaking, and the position of the Crown, should be in a position to obtain at its will supplies for State requirements.

This matter was again drawn attention to on pages 29 and 35 of the Reports for the years ended 30th June, 1919 and 30th June, 1920, respectively.

Amongst the causes for the loss mentioned on page 29 of the 1919 Report was—

> Purchasing through Agents and Brokers.—It is difficult to see the necessity for such action, as the State, with all its potentialities, could surely secure a reliable and qualified buyer, and not be at the mercy of agents and brokers. It is a fact that one shipment changed hands three or four times before it was finally purchased by the State Timber Yards ;

and from the latter page the following is quoted—

> . . . . the management is and will be seriously hampered in regard to local timbers, particularly hardwood, and in that respect is faced with an unprofitable venture, being compelled to purchase at prices higher than vend rates ; and even under those conditions, difficulties have been experienced in obtaining supplies.
>
> If the Undertaking is to be self-contained and dependent on its own resources, a hardwood mill is a necessity.
>
> An amount of £200 16s. 3d. was paid for fees, &c., to officials, as a board of management. Possibly, if the salary for a manager were increased by this expense, the total remuneration then available might be an inducement to an expert to accept the position.

On

On pages 28 and 29 of the Report for the year ended 30th June, 1918, further reference is made, as follows : —

> Unfortunately, the manager is restricted in his actions ; he cannot act on his own responsibility, being hampered by a Board of Administration, comprised of officials who . . . . cannot claim to be experts in, or have the requisite knowledge of, the timber trade.
>
> It has been stated that the existence of an industrial undertaking depends upon its capability to prove that it can be run at a profit upon commercial lines, tendering and quoting on the same basis as outside concerns. If that be so, then the manager should be allowed a free hand, acting on his own responsibility . . . . That policy has been adopted with success in other industrial undertakings, and it is difficult to understand why it has not been adopted in this case.

The Undertaking has continuously been denied privileges which have been accorded to its competitors in regard to access to the forest resources of the State. The anomaly of a State enterprise being dependent on private timber interests for State timbers has been commented on as follows :—

(Page 14 of Report on Industrial Undertakings for year ended 30th June, 1917)—

> A feature worthy of consideration too, is the desirableness of the Undertaking acquiring its own sources of supply, and being independent in that regard of its competitors and rivals in trade.
>
> It seems an anomaly that a State Undertaking in New South Wales should be practically dependent upon oversea timbers for its profits, and cannot obtain its own supplies of local timbers.

It was left to the Report of last year to add the most serious comment in connection with the dependent state of the yards on its competitors. The following is a quotation from par. 2, page 33 :—

> In effect, the State has made available timber to outsiders, and bought it back at a loss, when the solution rested in its own hands.

In respect to overseas timber, the State Yards have always been placed at a serious disadvantage owing to most unfair restrictions imposed by the Commonwealth Authorities in insisting upon all cargoes being tallied by representatives of the Timber Merchants' Association, and only recognising that tally, even when disputed. As mentioned in the Report of last year, a glaring instance of this injustice was brought under the notice of the Commonwealth Authorities but without redress.

As the public funds have been adversely affected thereby, it seems incredible that the above-mentioned disabilities, which have been pointed out from year to year by the various managers, and this Department, have not been removed.

For the year ended 30th June, 1921, the certified balance-sheet showed a trading profit of £10,330 13s. 10d., from which various appropriations were made, leaving a net balance of profit amounting to £1,047 18s. 8d. to be carried forward.

In the light of subsequent knowledge it seems apparent that, had the true state of the stocks been revealed in the figures presented to this Department for audit, there would have been a loss on the year's trading. It should be distinctly understood that the stock condition is a matter which an auditor could not be expected to be aware of. For some years past the stocks, taken in the first instance by the employees of the Undertaking, have been checked as to quantity and condition by timber experts of the Forestry Commission and Returned Soldiers' Settlement Branch, and the prices established by my officers.

As the late manager held responsible positions in the Yards from 1914 to the date of his retirement in January last, he should have been well aware of the deteriorated condition of certain stocks at 30th June, 1921 ; and, therefore, his certificate and the presentation by him of the balance-sheet containing the stock figures, for audit are matters of extreme gravity. Moreover, the failure of Government experts to report to this Department that stocks had depreciated must be considered as a dereliction of duty.

When the late manager resigned, as from 7th January last, the secretary and accountant, since appointed manager, was in America purchasing oregon and redwood. On his return in March, stocks, which were taken in the usual manner as at the 7th January, were inspected and found to be inflated in value on account of condition. Much of this stock, notably maple and soft-woods, which had been carefully stacked and accumulated for years past, showed such deterioration that apparently in previous stocktakings it should have been classed as lower grade timber. Owing, therefore, to more correct classification, stock values were considerably reduced, and, to an extent of £24,329 10s. 6d., were responsible for the huge loss of £78,665 9s. 6d. sustained during the first half of the year.

A contract entered into by the late manager for the supply of oregon and redwood to Government services, and which has been responsible for an approximate loss of £20,000 during the year, was a losing proposition from the outset, and must have been well understood to be so by the late manager.

For the period ended 7th January the net sales were £156,255 17s. 7d. The purchases and stock consumed in making those sales cost £158,536 3s. 1d., so that on the material alone there was a direct loss of £2,280 5s. 6d., partly resulting from the writing-down already referred to.

Stated in percentages of earnings the costs were—

Purchases...	101 per cent.
Trading	33 „
Administrative	13 „
Statutory Charges	3 „
	150 per cent.,

showing a 50 per cent. loss on earnings, which means that every £1 received cost £1 10s.

On the turnover the wages cost was excessive, a fact borne out by later administrative action in reducing hands.

For two months from the date of the manager's resignation the business was carried on by the acting accountant, so that the new management was in control for about three and a-half months of the financial year.

During the period 8th January to 30th June the trading aspect altered considerably, so much so that from a purely trading point of view there was but a small cash loss. The percentages of earnings consumed under the main expense headings are as follow:—

Purchases	62 per cent.
Trading	32 „
Administrative	10 „
Statutory and other appropriations	4 „
	108 per cent.,

or a loss of 8 per cent. on earnings, which means that for each £1 received the cost was £1 1s. 7d., as against £1 10s. in the first half of the year.

As shown in the accounts, the net loss was £11,631 18s. 3d. Inasmuch as, that at this stage in the history of the State Timber Yards the actual result of the trading of the latter six months of the year, under more stable conditions, might possibly have some bearing on its future, the following figures making up this loss should be of interest:—

	£	s.	d.
Reserve for Depreciation...	3,806	14	2
Do Bad Debts	1,000	0	0
Charge for interest on an overdraft due to losses incurred during other periods	1,753	12	11
Charge for the use of Capital (really a dividend in private enterprise)	4,605	19	7
Charge for Sinking Fund contribution to the Treasury ...	253	2	9
Cash loss	212	8	10
	£11,631	18	3

It is to be understood that this trading loss is bed-rock, after taking in all known liabilities and with stock at the lowest market or cost price. It is a result, moreover, which has been contributed to, wholly or in part, by decidedly unfavourable circumstances, such as disorganisation and loss of business due to the late manager's acceptance of employment with a competitive timber industry; the yards being without a manager for two months; disruption caused by reports concerning the disposal of the Industry; its ultimate offer for sale, and the much depleted stocks which caused business to be withdrawn owing to inability to supply. When these conditions are taken into account, the result of the trading for the last six months is not entirely unfavourable.

It should further be noted that some months have elapsed since the close of the financial year, and the Industry is labouring under disabilities which do not make for success. The future of the works is apparently still undecided, and stocks are still depleted. It must be recognised that the uncertain position is having a lowering effect on the morale of the staff and employees, and understocking is both adding to the loss and lessening the market value of the Yards as a going concern. The

The total loss for the year is £90,297 7s. 9d., which, added to the accumulated loss to 30th June, 1921, makes a total loss since the establishment of the undertaking of £226,916 14s. 1d.

From year to year the Reports on the Industrial Undertakings have disclosed the yearly trading result. For informative purposes the following statement, which is a summary of those results with adjustments, should be of interest :—

Year.	Capital.	Trading.		Appropriations for Interest on Capital, &c.	Net result.		Accumulated.	
		Profit.	Loss.		Profit.	Loss.	Trading loss.	Net loss.
	£	£	£	£	£	£	£	£
1913-14 ...	110,083	.....	2,314	3,030	.....	5,344	2,314	5,344
1914-15 ..	154,355	.....	21,588	5,504	.....	27,092	23,902	32,436
1915-16 ...	159,888	10,150	.....	7,550	2,600	.....	13,752	29,836
1916-17 ...	163,309	... ..	6,435	7,056	.....	13,491	20,187	43,327
1917-18 ...	168,057	.....	12,804	7,378	.....	20,182	32,991	63,509
1918-19 ...	177,365	.....	63,139	7,987	.....	71,126	96,130	134,635
1919-20 ...	179,565	5,837	.....	8,869	.....	3,032	90,293	137,667
1920-21 ...	180,893	10,131	... ..	9,083	1,048	.....	80,162	136,619
1921-22 ...	179,708	.....	80,663	9,634	.. ..	90,297	160,825	226,916
£	.. ...	.....	160,825	66,091	.....	226,916	.....	.....

STATE

STATE POWER STATION.

BALANCE-SHEET as at 30th June, 1922.

LIABILITIES	£ s. d.	£ s. d.
Capital —		
General Loan Account ...	29,019 8 9	
Public Works Fund	3,486 0 0	
		32,505 8 9
Sundry Creditors —		
Colonial Treasurer	11,534 5	
Trade	1,122 16 7	
		12,657 2 4
		£45,162 11 1

ASSETS.	£ s. d.	£ s. d.
Land and Excavations	3,714 0 0	
Building	9,517 6 4	
Chimney	1,132 15 2	
Generating Plant, &c.	6,826 14 0	
Boilers, Feed Pumps, &c.	6,742 10 2	
Circulating Water Pipes	1,548 8 8	
Circulating Water Pumps	224 10 0	
Travelling Crane	442 0 0	
High Tension Switchgear.....	885 4 7	
Furniture and Fittings	159 12 6	
Lighting System.....	82 0 0	
Wharf and Coal Bin on Wharf ...	844 13 1	
Sawdust Bin	271 18 3	
Circulating Water Motors	113 16 0	
	32,505 8 9	
Less Depreciation	13,744 17 9	18,760 11 0
Special Deposits Account—		
As per Public Accounts	9,654 15 9	
Less Unrecouped Vouchers... ..	554 17 6	9,099 18 3
Sundry Debtors	.....	5,748 16 6
Prepayments	.....	7 18 9
Stock on hand	.....	922 5 11
Profit and Loss Account—		
Accumulated Loss, to 30th June, 1921	9,871 11 11	
Loss, year ended 30th June, 1922.....	751 8 9	10,623 0 8
		£45,162 11 1

We have audited the Balance-sheet of the State Power Station above set forth. We have obtained all the information and explanations we have required.

In our opinion this Balance-sheet is properly drawn up so as to show the true and correct view of the state of the Undertakings' affairs, according to the best of our information and the explanations given us and as disclosed by the books, accounts, and vouchers of the Undertaking.

C. W. CLIFFORD,
P. J. DUNWORTH.

Department of Audit,
25th August, 1922.

TRADING ACCOUNT—Twelve Months ended 30th June, 1922.

	£ s. d.		£ s. d.
To Wages	1,485 2 9	By Sales	5,272 12 9
Coal	2,335 9 0	**Balance** transferred to Profit and Loss Account	1,281 7 6
Oils and Lubricants	74 12 8		
Plant Maintenance	232 1 4		
Water	233 6 2		
Rates	14 5 9		
Depreciation.....	1,814 14 10		
Electricity.....	205 17 9		
Insurance and Guarantee	135 17 4		
General Expenses	17 12 8		
	£6,554 0 3		£6,554 0 3

PROFIT AND LOSS ACCOUNT—Twelve Months ended 30th June, 1922.

	£ s. d.		£ s. d.
To **Balance** brought down from Trading Account	1,281 7 6	By Discounts	10 15 5
Administration	150 0 0		
Telephones.....	35 16 1	**Balance** transferred to Profit and Loss Appropriation Account	1,524 6 11
Audit Fees	25 0 0		
Stationery, &c.	6 12 5		
Good Conduct and Holiday Pay	36 6 4		
	£1,535 2 4		£1,535 2 4

PROFIT AND LOSS APPROPRIATION ACCOUNT, 30th June, 1922.

	£ s. d.		£ s. d.	£ s. d.
To **Balance** transferred from Profit and Loss Account	1,524 6 11	By **Balance** apportioned to—		
Interest on Capital	1,645 11 5	State Timber Yards	838 8 1	
Sinking Fund Contribution	96 14 8	State Brick Works	838 8 1	
		Meat Industry Board	838 8 1	
				2,515 4 3
		Balance transferred to Profit and Loss Accumulated Account		751 8 9
	£3,266 13 0			£3,266 13 0

PROFIT AND LOSS ACCUMULATED ACCOUNT at 30th June, 1922.

	£ s. d.		£ s. d.
To Balance—30th June, 1921	9,871 11 11	By **Balance** carried forward	10,623 0 8
Balance brought down from Profit and Loss Appropriation Account	751 8 9		
	£10,623 0 8		£10,623 0 8

Although the year's trading resulted in an apparent loss of £751 8s. 9d., this figure should not, in view of the following explanation, be regarded as an actual loss.

The Station operates under an agreement whereby the City Council takes all the current produced, at a base price of ·7d. per unit, plus fluctuating increases dependent upon the cost of coal.

Three activities, viz., State Timber Yards, State Brickworks, and Meat Industry Board, draw their supplies from the City Council at the same price as that charged by the Power Station for its output to the Council. For the year this price was ·865 of one penny per unit.

The number of units generated was 1,462,600, as against 1,747,500 for the previous year, the decrease being accounted for by the breakdown of one of the generating sets. The units consumed from the mains of the City Council by the three industries abovementioned were 6,735,160, as against 4,846,518 for the prior period.

During the year, therefore, the State has benefited in the following manner by the existence of the Power Station and its working under the agreement. It has sold 1,462,600 units to the City Council, and received 6,735,160 units at the same low price per unit from the Council. This agreement expired on 7th April last as far as the Brickworks and Timber Yards are concerned, but is to remain operative with the Meat Industry Board for another year from that date.

Under an arrangement originally agreed upon, the three industries divided the loss on the working of the Power Station, a charge which each could well afford to accept in view of the considerable savings resultant from the service of the Station. Had the Council charged on the basis applicable to other consumers, the following rates would have obtained :—

State Brickworks	1·200 pence per unit.
State Timber Yards	1·500 ,,
Meat Industry Board	1·254 ,,

Savings, as under, have been made by the three industries during the year, even after apportioning to each an extra amount of £838 8s. 1d. to cover the excess generating cost to 7th April :—

	Charge at City Council's Rates.	Actual Charge.	Saving.
	£ s. d.	£ s. d.	£ s. d.
State Brickworks	6,107 8 0	5,264 4 6	843 3 6
State Timber Yard	4,793 8 3	3,623 6 4	1,175 1 11
Meat Industry Board	24,797 10 1	18,073 5 2	6,724 4 11
Total	£35,703 6 4	£26,960 16 0	£8,742 10 4

It will, therefore, be seen that although the accounts show a loss of £751 8s. 9d. on the working from 8th April to 30th June, there has been, as -off, a saving of £8,742 10s. 4d. during the twelve months. For

For the year ended 30th June, 1919, the loss was borne equally by the three industries; but the Meat Industry Board, although by far the largest gainer through the operations of the Power Station, has not yet discharged its liability for the three subsequent years of £2,171 12s. 7d.

This position is rendered more unsatisfactory because of the fact that this industry continues, until 7th April next, to enjoy the advantages derivable from the continuance of the old agreement.

The relation of working expenses to earnings for the last two years is :—

Head of Expenditure.	Percentage of Working Expenses to Earnings.			
	1920-21.	1921-22.	Increase.	Decrease.
Wages	28·03	28·13	·10	.....
Fuel and Light	37·44	48·12	10·68	.....
Maintenance	7·17	10·27	3·10	.....
General Expenses	2·19	2·57	·38	.....
Depreciation	31·54	34·35	2·81	.....
Administration	2·61	2·84	·23	.....
Insurance	2·28	2·57	·29	.....
	111·26	128·85	17·59	.....
Trading Loss	11·26	28·85	17·59	.....
	100·00	100·00	.....	.....

The breakdown, already mentioned, was responsible for increased maintenance charges; fuel cost was materially affected by the higher price of coal; wages exhibited an increase due to the operation of the 44-hour week; whereas all other charges remained comparatively stationary.

Earnings dropped approximately 8 per cent., to £5,283 8s. 2d.

In the Balance-Sheet the Accumulated Loss is shown as £10,623 0s. 8d., but it is unfortunate that the actual position, which would take into account the savings effected, which, in three years, have amounted to approximately £25,778 17s. 8d., as against the loss shown, cannot be indicated therein.

It is worthy of note that the Colonial Treasurer is a creditor for £11,534 5s. 9d., which exceeds the total loss to date.

STATE TRAWLERS.

BALANCE-SHEET as at 30th June, 1922.

LIABILITIES.

	£ s. d.	£ s. d.	£ s. d.
Capital Account—			
General Loan Account		189,904 2 0	
Sundry Creditors.....		29,214 5 5	
Consolidated Revenue Account.....		1,345 3 6	
		220,463 10 11	
Less—Transfer to Special Deposits Account		13,670 19 7	206,792 11 4
Unrecouped Vouchers		36,641 13 10	
Less—Special Deposits Account, as per Public Accounts	2,663 9 10		
Collections in transit	1,050 2 4		
		3,713 12 2	
		32,928 1 8	
Add—Transfer from General Loan Account		13,670 19 7	46,599 1 3
Sundry Creditors—			
Trade		54,337 1 4	
Colonial Treasurer, Statutory Charges		54,285 1 0	
		108,622 2 4	
Less—Transfers to Capital.....		29,214 5 5	79,407 16 11
Reserve for Repairs		.....	3,050 0 0
Reserve for Leave		.....	373 15 3
Reserve for Bad Debts...		.....	500 0 0
			£336,723 4 9

ASSETS.

	£ s. d.	£ s. d.	£ s. d.
Trawlers..	134,473 3 5		
Newcastle Depôt	4,177 18 7		
Central Depôt—Woolloomooloo ...	16,788 11 5		
Retail Depôts	13,489 19 2		
Motor Vehicles.....	4,148 9 1		
Fish Cooking Equipment	127 15 0		
Office Equipment.....	1,250 0 3		
Fish Canning Plant.....	681 9 6		
Insulated Boxes.....	203 7 2		
Plant Suspense.....	1,525 8 0		
Smoke House	286 1 9		
Punt	40 1 3		
	177,192 4 7		
Inoperative Assets—			
Receiving Stations..... ...	29,600 6 9		
	206,792 11 4		
Less—Depreciation	58,987 1 1		147,805 10 3
Stock on hand	.....		5,525 9 6
Prepayments.....	.....		193 17 2
Sundry Debtors	.....		2,807 19 0
Cash Advances.....	.....		110 0 0
Profit and Loss Account—			
Accumulated Loss to 30th June, 1921	115,952 4 0		
Charges established during year on account of prior years ...	7,761 2 11		
Charges during year on inoperative assets	15,368 5 10		
Loss for year after provision for interest on operative capital, &c.	41,198 16 1		180,280 8 10
			£336,723 4 9

We have audited the Balance-Sheet of the State Trawling Industry above set forth. We have obtained all the informations and explanations we have required. Subject to the sufficiency of the depreciation established by the Management, in our opinion this Balance-Sheet is properly drawn up so as to show the true position of the state of the Undertaking's affairs, according to the best of our information and the explanations given us and as disclosed by the books, accounts, and vouchers of the Undertaking.

Department of Audit,
26th September, 1922.

C. W. CLIFFORD.
P. J. DUNWORTH.

TRAWLING ACCOUNT—For the Twelve Months ended 30th June, 1922.

	£ s. d.		£ s. d.
To Stock on Hand at 1st July, 1921.....	99 19 10	By Stock on hand at 30th June, 1922	161 11 9
Baskets and Boxes	142 7 0		
Coal	19,648 1 7		
Depreciation	6,723 12 1	**Balance transferred to Trading Account**.....	68,745 17 11
General Expenses	29 14 4		
Gear Replacements	5,873 2 10		
Ice	2,126 4 6		
Mess Utensils.....	72 16 2		
Repairs and Docking..... ...	6,257 13 9		
Stores	1,038 13 2		
Wages	22,964 4 7		
Providoring	3,055 8 10		
Workmen's Compensation	875 11 0		
	£68,907 9 8		£68,907 9 8

Trading Account for the Twelve Months ended 30th June, 1922.

	£	s.	d.		£	s.	d.
To Balance from Trawling Account	68,745	17	11	By Sales	100,832	2	4
Stock on hand, 1st July, 1921	1,061	9	3	Stock on hand	1,286	0	6
Purchases	11,543	1	0	**Balance** transferred to Profit and Loss Account	24,851	16	1
Retail Depôts, Running Expenses	16,607	13	2				
Central Depôt, Running Expenses	15,958	6	7				
Meat Depôt, Running Expenses	2,106	7	11				
Motor, Running Expenses	4,082	3	1				
Fish-cooking Expenses	699	1	9				
Fish-smoking Expenses	551	16	5				
Fish-canning Expenses	691	6	2				
Country Sales	4,922	15	8				
	£126,969	18	11		£126,969	18	11

Profit and Loss Account for the Twelve Months ended 30th June, 1922.

	£	s.	d.		£	s.	d.
To Balance transferred from Trading Account	24,851	16	1	By Discount	131	6	2
Bad Debts	149	8	0	Specification Fees	0	8	0
Depreciation	655	0	0	**Balance** carried to Profit and Loss Appropriation Account	33,231	14	7
General Expenses—Head Office	1,571	5	1				
Holiday Pay	1,043	5	7				
Salaries	3,159	4	1				
Reserve for Bad Debts	500	0	0				
Interest on Overdraft	1,433	9	11				
	£33,363	8	9		£33,363	8	9

Profit and Loss Appropriation Account, 30th June, 1922.

	£	s.	d.		£	s.	d.
To **Balance** brought down from Profit and Loss Account	33,231	14	7	By **Balance** carried to Profit and Loss Accumulated Account	41,198	16	1
Interest on Operative Capital	7,473	12	10				
Sinking Fund Contribution	493	8	8				
	£41,198	16	1		£41,198	16	1

Inoperative Assets, Profit and Loss Account.

	£	s.	d.		£	s.	d.
To Receiving Stations Depreciation and Maintenance	1,570	2	2	By **Balance** carried to Profit and Loss Accumulated Account	15,368	5	10
S.S. "Colliboi," Loss on Sale	10,156	10	8				
Offal Plant, Loss on Sale	1,258	13	7				
Interest on Inoperative Capital	2,243	7	10				
Sinking Fund Contribution	139	11	7				
	£15,368	5	10		£15,368	5	10

Profit and Loss Accumulated Account at 30th June, 1922.

	£	s.	d.		£	s.	d.
To **Balance** brought forward at 1st July, 1921	115,952	4	0	**Balance** carried forward	180,280	8	10
Charge to Commonwealth Government for Hire of Trawlers, year 1918–19, written off	551	17	7				
Charges raised following on Arbitrator's decision, Trawler repairs, year 1919–20	1,634	8	1				
Depreciation on Trawlers, years 1919–20 and 1920–21	2,764	6	8				
Bar-ea-mul Construction, year 1918–19	2,810	10	7				
Balance brought down from inoperative assets, Profit and Loss Account	15,368	5	10				
Balance from Profit and Loss Appropriation Account	41,198	16	1				
	£180,280	8	10		£180,280	8	10

A direct loss of £41,198 16s. 1d. on the working of the operative assets, a further accumulation of charges on the inoperative assets of £15,368 5s. 10d., and additional liabilities, over which the Industry had no control, established during the year on account of prior periods, amounting to £7,761 2s. 11d., in all a total loss for the year of £64,328 4s. 10d., is the result shown by the balance-sheet of the trawlers for the year ended 30th June, 1922.

Inoperative Assets.—On the reconstruction of the industry at 1st July, 1920, as pointed out in the last report to Parliament, there was an expressed intention by the Minister to relieve the capital of the cost of the inoperative assets, viz.—

	£	s.	d.
Receiving stations	29,600	6	9
S.S. *Colliboi*	17,086	8	1
Fish offal plant	1,758	13	7
	£48,445	8	5

This Department being advised of the intention to treat only the productive capital as applying to the reconstructed business allowed liabilities which accrued thereon during that year to be charged to the Accumulated Profit and Loss Account. As the necessary action to divest the Trawlers' Capital of the inoperative assets was not taken by the late Ministry as indicated on pages 1 and 41 of last year's report, the accounts now presented contain charges which have accrued on those assets during the year (amounting to £15,368 5s. 10d.), and which form part of the total loss for the year ended 30th June, 1922.

At the beginning of the financial year the fish-carrier, S.S. *Colliboi*, was sold to the Tasmanian Government. After taking to account an outstanding charge which has been adjudged by an arbitrator to be owing on the vessel, the loss on the sale amounted to £10,156 10s. 8d.

The Fish Offal Plant, purchased in March, 1916, has from time to time been mentioned in the reports to Parliament on the Trawlers (owing to no provision being made for its depreciation and its consequent inclusion in the balance-sheet at cost.) This plant, which cost £1,758 13s. 7d., was sold on 17th January last, with the Minister's concurrence, for £500, a direct loss of £1,258 13s. 7d. The accountant of the Industry was not made aware of the sale until seven months afterwards (the end of August), and as the sale was not reflected in the books this Department was unaware of the transaction until a later date. Tenders were not invited for the sale of the plant. The accepted price, £500, has not been paid, and, as the Crown Solicitor appears to have grave doubts as to the ultimate realisation of the debt, the full amount of £500 has been charged as a bad debt in the Profit and Loss Account for the year.

Although not actually included in the total of inoperative assets, mention must be made of a generating set purchased for the S.S. *Colliboi*, which, not having been used, has been previously taken in at cost. This plant, badly housed, has considerably deteriorated. In consequence thereof, and also the drop in market value since the purchase, it has been deemed advisable to write off an amount of £655 and take the asset into account at a valuation of £500.

The Coastal Receiving Stations, which cost £29,600 6s. 9d., have rendered no service for the last two years, and have added to the year's loss by £3,167, made up as follows :—

Maintenance and depreciation	£1,570
Interest on Capital	1,498
Sinking Fund	99
	£3,167

Capital.—At the 30th June the total capital of the Undertaking stood at £206,792 11s. 4d. As shown in the balance-sheet there are outstanding creditors (on account of capital) for £29,214 5s. 5d. Of this amount £29,162 1s. 5d. is due to Walsh Island Dockyard for the construction of four trawlers. As there has been considerable controversy in connection with this liability the following facts are mentioned.

In November, 1915, approval was obtained to add four vessels to the Trawling Fleet. The estimate for construction given by the Dockyard, and subsequently approved, was £51,000, but later, owing to delay in obtaining material, occasioned by the war, an amended estimate of £71,000 was submitted. The papers in the case show that objections were raised as to this price by the then Manager of the Trawlers. On completion it was found that the cost was £89,176. Payment approximating £61,000 was made, and the matter was then submitted for arbitration. During the last financial year the arbitrator decided in favour of the Walsh Island Dockyard, and the excess cost has therefore been included as capital.

The

The arbitrator having given his decision, the liability must be honored; but whether the amount will remain as a charge on the capital of the trawlers, or a Parliamentary vote obtained in relief thereof, has not yet been decided, it is understood, by Cabinet. As showing the comparison between pre-war and war-time costs, the following statement is of interest :—

Vessel.	Cost to date of original trawlers.	Cost, constructed at Walsh Island.
	£ s. d.	£ s. d.
Brolga	13,769 3 9	.....
Koraaga	12,922 14 6	.....
Gunundaal	12,880 10 3	.....
Goonambee	....	23,339 11 1
Goorangai	.....	23,501 19 8
Dibbiu	.....	24,032 15 4
Dureenbee	.....	24,026 8 10
Average cost ..... £	13,190 15 10	23,725 3 9

Seven trawlers, costing £154,473 3s. 5d., or an average of £19,210 9s. each, as against the present cost of, approximately, £8,000 for a trawler of similar type constructed in England and delivered in Sydney Harbour, duty paid, is an indication of the overburden of capitalisation carried by the Industry. Even the three original vessels, after seven years' depreciation has been deducted, stand in the books at an average of £8,108 17s. 9d. each.

Were the Industry, as now capitalised, competing with a fleet purchased at present prices, it would be under a yearly handicap for interest, depreciation, and sinking fund, of well over £8,000.

The capital assets of the retail business now aggregate £22,019 14s., comprising twenty-three depôts and shops, certain motor vehicles and insulated boxes. Allied thereto are the equipments for canning, cooking, and smoking, which cost £1,095 6s. 3d.

It should be noted that the Capital Account is shown on the balance-sheet as £220,463 10s. 11d., reduced by transfers of £13,670 19s. 7d. to £206,792 11s. 4d. These transfers cannot be effected owing to depletion of working funds.

Trawling and Trading.—The weight of fish landed during the year was a record for the Industry, the figures for 1919–20 though stated to be the greatest, being established on incorrect premises. The weight trawled and purchased reached a total of 5,554,399 lb., of which trawled contributed 97·3 per cent., and purchased 2·7 per cent.

The quantity of fish sold, cleaned and uncleaned, during the year was 3,849,249, so that allowing for stocks, there is a difference of 1,702,465 lb. Of this quantity the weight of offal sold was 586,880 lb. thus leaving a shortage of 1,115,585 lb. which cannot be accounted for by the Undertaking, although from data available it is apparent that portion was reloaded, taken out to sea, and thrown overboard. As there was a market for offal, such action is not understood. The value of fish lost, computed at the trawled cost per lb., amounts to £21,635.

Percentage Costs.—Trawling for the year consumed 68·18 per cent. of the earnings as against 47·91 per cent. for the previous period. Expenses increased from £54,483 16s. 7d. to £68,745 17s. 11d. With an adjustment of the 1920–21 figure for depreciation, owing to the added cost of trawler construction following on the arbitrator's decision, this expense remained constant. Coal cost rose from £13,898 11s. 11d. to £19,648 1s. 7d., not so much on account of the extra cost of coal, but largely an outcome of the extra number of hours the trawlers were at sea, which were for the two years 31,546 as against 38,194. The actual coal costs per steaming hour were 8s. 11d. and 10s. 3d. respectively in the two periods.

As a special Commission has, at the instance of the Government, investigated a coal contract arranged for by the late manager, which received Ministerial approval, and recently reported, I refrain from comment thereon, as it is understood the matter is still *sub judice*. Attention is invited to my comment of last year on page 40 of the Report on the Industrial Undertakings as to the non-insurance of ships by the late management for portion of that year only. No insurance was effected during the period under review, the management contending that, as trawling was carried on in the immediate vicinity of ports, and impossible in rough weather, there was no risk.

If reference be made to the accounts for the year ended 30th June, 1920, certain statements as to insufficient docking and repairs being carried out in the year 1920–21, will be negatived. Responsible authority having proved to the satisfaction of this Department that, at the 30th June, 1920, the boats and equipment were in a disgraceful state of repair, a charge was made at that date for a reserve to bring the boats to an efficient condition.

As

As it was impracticable to carry out repairs on all vessels at the one time, and further, without a serious disruption of business, necessary docking was effected as opportunity offered, the cost being charged to the reserve, and not to the year. During no period in the life of the Industry have such extensive repairs and docking been carried out as during the year ended 30th June, 1921. The period now under review suffers by comparison with its predecessor, since the charge for this service is shown as £6,257 13s. 9d., as against £1,845 15s. 5d., which was the amount considered directly apportionable to the prior period. No doubt this sum was exceedingly small; but, as an offset, that year's trading was seriously affected by the inefficient state of the boats. The amount of £6,257 13s. 9d. contains a charge of £2,000 to put the fleet into fair order, a certificate for which is held by this Department.

Gear renewals rose from £3,838 13s. 5d. to £5,873 2s. 10d. for a similar reason to that above stated.

The increase in wages is due to awards and overtime. The last report showed that the late management reduced hands.

Trading added £56,938 0s. 6d. to the expense account, making the total for trawling and trading £125,683 18s. 5d., a loss at this stage on sales of £100,832 2s. 4d. of £24,851 16s. 1d. Adding the net cost of administration, &c., the actual trading loss on the reconstructed business, that is, eliminating the charges on inoperative assets, was £33,231 14s. 7d. So that each £1 received cost £1 6s. 7d. Interest on capital, and sinking fund contribution being added, increased the loss to £41,198 16s. 1d., and the cost of £1 of earnings to £1 8s. 2d.

From all the data available it appears that the loss has been sustained through a loss of unsold fish trawled and purchased, of £21,635, in a measure to some unnecessarily heavy working costs, and also to the fact that fish undoubtedly had to be disposed of at less than cost in order to be sold at all. It has been found that the main disposal loss has been contracted by wholesale and not by retail selling. The result of the latter is as follows:—During the year there were twenty-one retail shops. Of the total quantity sold by the Industry during the year, viz., 3,849,249 lb., the shops sold 2,057,690 lb., or 53·45 per cent., fish being charged to the shops at trawled or purchased cost, plus handling and delivery. On all goods sold the cost was £40,502 8s. 2d., and expenses £15,757 19s. 8d., a total cost of £56,260 7s. 10d., for which £54,837 5s. was received, leaving a loss on shop selling of only £1,423 2s. 10d. Compared with the total trading loss of the industry of £41,198 16s. 1d., a shop loss of £1,423 2s. 10d. on sales representing 53·45 per cent. of the total sales is inconsiderable.

The Profit and Loss Accumulated Account at 30th June, 1922, contains items which need explanation. A charge of £551 17s. 7d. to the Commonwealth Government for hire of trawlers as mine-sweepers in 1918–19, having been disputed, has been written off as irrecoverable. Expenses incurred by the management in 1919–20, in remedying alleged faults in the construction of trawlers at Walsh Island Dockyard, which by arbitration have been disallowed as a debt of the Dockyard, have now been brought to account. Following on the arbitrator's decision that the Dockyard was entitled to be paid the extra construction cost, depreciation has been charged for the two years mentioned. The decision also provided for a further payment of £2,810 10s. 7d. to the Dockyard on account of the s.s. *Bar-ea-mul*, since sold to the Queensland Government.

Whilst the accumulated loss is stated as £180,280 8s. 10d., the realisable value of the fleet already commented on should be considered. Only on realisation could the actual loss be determined.

As it stands, the financial position has long passed the actual bankruptcy stage, and the Industry is struggling along in an endeavour to pay its immediate working costs. The stated loss is made up as follows:—

	£ s. d.	£ s. d.
Cash	69,417 4 0	
Depreciation	58,987 1 1	
		128,404 5 1
Interest on Capital		48,277 4 3
Sinking Fund		3,598 19 6
Total		£180,280 8 10

GOVERNMENT DOCKYARD, NEWCASTLE.

As at 25th October, 1921, the Government Dockyard, Newcastle, was proclaimed an industrial undertaking, but on 28th February, 1922, it was removed from the provisions of the Special Deposits (Industrial Undertakings) Act.

It was therefore not practicable for the provisions of section 6 of the Special Deposits (Industrial Undertakings) Act, 1912, to be observed, and accordingly no accounts of the Dockyard can be presented with this report.

As a utility administered by the Department of Public Works statements are being prepared and will shortly be submitted for the information of the Minister.

SPECIAL UNDERTAKING OF A NATIONAL CHARACTER.

Murrumbidgee Irrigation Areas.

* 76243—D

MURRUMBIDGEE IRRIGATION AREAS.

BALANCE-SHEET as at 30th June, 1922.

LIABILITIES.

	£ s. d.	£ s. d.
Capital—		
General Loan Account ...	6,696,624 8 7	
Public Works Fund.....	179,316 3 7	
Consolidated Revenue Account	4,035 2 7	
	6,879,975 14 9	
£ s. d.		
Outstanding Vouchers, General Loan Account .. 78,342 15 9		
Less outstanding Credit Vouchers 5,831 13 0		
	72,511 2 9	
Creditors for Land Resumed	4,000 0 0	
	6,956,486 17 6	
Less Losses on Trading Accounts prior to 30th June, 1915, financed from General Loan Account—to be transferred, and Rebate to M. I. D. F. Co-op. Co., Ltd., on taking over Butter and Bacon Factories — to be voted	33,424 3 9	
		6,923,062 13 9
Consolidated Revenue Account—		
Net Expenditure at Treasury	36,644 2 0	
Add outstanding Vouchers	37 19 3	
Transfer from Capital	23,424 3 9	
		60,106 5 0
Special Deposits Account—		
Outstanding Vouchers ...	332,978 18 8	
£ s. d.		
Less Credit Balance at Treasury 4,108 17 4		
Collections in Transit 4,286 14 5		
	8,395 11 9	
		324,583 6 11
Security and Contract Deposits.....		35 0 0
Carried forward		£1,307,787 5 8

ASSETS.

	£ s. d.	£ s. d.
Burrinjuck Reservoir, including Plant and Land	1,381,767 19 5	
Goondah Railway	66,873 16 8	
Main Canal and Weir at Berembed.	1,039,715 17 6	
Acquisition of Land	889,331 8 9	
Improvements and Expenses of Subdivision	138,221 5 4	
Contour Drafting and Surveys.....	19,231 8 10	
Channels—Construction, &c.	933,274 19 7	
Roads, Streets, &c.—Construction, &c.....	191,411 12 0	
Clearing Townships and other Sites	46,591 18 7	
Fencing Roads, Channels, &c. ...	37,807 8 2	
Offices, Accommodation Houses, Dwellings, &c.	227,739 12 9	
Fire Services.	1,334 5 5	
Canning Factory	185,537 1 11	
Canning Factory in course of erection, Griffith	11,036 18 10	
Machinery for Canning Factory, Griffith	8,917 0 1	
Electric Power Stations, &c.	79,847 10 2	
Water Supplies, Mains, &c.	58,047 0 11	
Nurseries	6,082 1 0	
Cattle Pound and Sale Yards	2,781 2 8	
Sewerage Depôts	1,894 9 5	
Rolling and Working Plant and Furniture	130,079 1 1	
Stocks for Construction	70,893 1 5	
Advances to Settlers	1,151,651 14 4	
Railway Sidings	12,520 3 4	
Quarries	3,255 2 0	
Supervision Assets	1,230 10 4	
Improvements, &c., suspensed ...	69,729 14 10	
Deep Ploughing, Investigation Expenses	1,258 8 5	
Advance to provide Working Capital and Stocks	155,000 0 0	
	6,923,062 13 9	
Less Depreciation	121,616 9 6	
		6,801,446 4 3
Carried forward		£6,801,446 4 3

BALANCE-SHEET as at 30th June, 1922—*continued.*

LIABILITIES.

	£ s. d.	£ s. d.
Brought forward		7,307,787 5 8
Reserves—		
Bad Debts.....		2,385 11 2
General Revenue Account—		
Balance at 30th June, 1915		7,797 6 5
Interest Suspense Account—		
Interest to 30th June, 1915	347,524 13 5	
Interest on Works under Construction to 30th June, 1922 ...	7,899 19 11	
		355,424 13 4
Interest on Overdraft		45,870 13 10
Statutory Charges—		
Interest on Capital, 1st July, 1915, to 30th June, 1922		1,417,859 9 5
Sinking Fund, 1st July, 1915, to 30th June, 1922		107,757 12 2
		£9,244,882 12 0

ASSETS.

	£ s. d.	£ s. d.
Brought forward.....		6,801,446 4 3
Sundry Debtors—		
Mortgages and Instalments ...	1,092,497 4 8	
Live Stock and Short Loans ...	43,968 3 4	
Land Rentals and Water Rates	156,807 17 4	
Town Block Rentals	3,897 18 7	
Sundry Debtors	46,403 3 11	
	1,343,574 7 10	
Less Advances paid from Capital	1,151,239 9 6	
	192,334 18 4	
Stocks—		
General and Works in progress	210,251 17 5	
	402,586 15 9	
Less— £ s. d.		
Construction Stocks paid from Capital 70,893 1 5		
Advance for Working Capital, paid from Capital 155,000 0 0		
	225,893 1 5	
		176,693 14 4
Suspense Account—		
Crown Dues Remissions.....	28,893 0 9	
Lucerne Compensation claims 42,800 18 10		
Less Amount paid from Capital 412 4 10		
	42,388 14 0	
General Suspense.....	10,112 8 1	
		81,394 2 10
Revenue Account—		
Loss to 30th June, 1921 (with adjustments)	**1,504,390 14 4**	
Loss for Year ended 30th June, 1922	**299,517 5 2**	
Loss incurred on account of previous years now established	**26,015 17 9**	
		1,829,923 17 3
Accrued Interest—		
Interest on Capital to 30th June, 1915.....	347,524 13 5	
Interest on Works under Construction	7,899 19 11	
		355,424 13 4
		£9,244,882 12 0

We have audited the Balance-sheet of the Murrumbidgee Irrigation Areas above set forth. We have obtained all the information and explanations we have required. Subject to the sufficiency of the depreciation established by the Water Conservation and Irrigation Commission, in our opinion this Balance-sheet is properly drawn up so as to show the true position of the state of the Undertaking's affairs according to the best of our information and the explanations given us and as disclosed by the Books, Accounts, and Vouchers of the Undertaking.

Department of Audit.
5th September, 1922.

C. W. CLIFFORD.
R. G. GRAY.

GENERAL REVENUE ACCOUNT FOR TWELVE MONTHS ENDED 30TH JUNE, 1922.

Trading.

To **Net Losses**—	£ s. d.	£ s. d.	By **Net Profits**—	£ s. d.	£ s. d.
Domestic Water Supply, Leeton	903 15 3		Nursery, Griffith	2,135 17 8	
,, ,, Yanco	597 9 1		Horse Sales, Griffith	114 3 0	
,, ,, Griffith	972 18 2		Horse Breeding, Leeton	189 4 8	
,, ,, Yenda	571 11 11		Yanco Store	42 13 1	
House and Property Rents, Leeton	3,540 10 0		Yass Agistment	88 17 10	
House and Property Rents, Griffith	1,381 9 11		Hire of Implements, Leeton	115 18 3	
"The Hydro" Accommodation House	2,245 4 1		Dry Area Rents	1,543 4 3	
"Leeton House" Accommodation House	266 9 2		Canning Factory	4,069 2 1	
"Mirrool House" Accommodation House	2,064 16 3				8,299 0 10
Nursery, Leeton	17 12 5				
Sanitation, Leeton	62 2 6				
,, Griffith	543 12 8				
,, Yenda	87 11 1				
Electrical Power House, Yanco	834 14 9				
,, ,, Griffith	1,760 10 11				
Commissioners' Cattle Account	250 0 3				
Hire of Implements, Griffith	58 15 10				
Field Hospital, Griffith	158 6 11		**Balance** carried down		8,018 10 4
		£16,317 11 2			£16,317 11 2

Administrative.

	£ s. d.	£ s. d.		£ s. d.	£ s. d.
To **Balance** brought down		8,018 10 4	By **Earnings from Distribution of Water**—		
Expenses Incidental to Distribution of Water:—			Water Rates and Charges		16,581 4 1
Beremben Weir Maintenance	566 0 4		**Earnings from Land Settlement**—		
Channel Maintenance	5,466 15 0		Lease Rentals		51,529 2 9
Drainage Maintenance	4,133 4 9		**Sundry Earnings**—		
Main Canal Maintenance	2,923 5 2		Miscellaneous Revenue	5,125 0 3	
Noxious Weeds Destruction	2,412 3 6		Interest	51,935 17 10	
Telephone Maintenance	1,434 10 5				57,060 18 1
Water Distribution	13,098 14 0				
		30,034 13 2	Difference between rate of interest charged to soldier settlers (on assistance up to £625) and the current rate of interest charged to settlers		8,736 0 10
Expenses Incidental to Land and Settlement:—					
Instruction to Settlers	1,934 0 10		**Balance** being **Net Loss** for Year, carried down		299,517 5 2
Lands Administration	9,512 1 3				
Township Watering and Maintenance	1,989 5 9				
Road Plantation Maintenance	867 17 11				
Road & Structures Maintenance	4,225 11 10				
Land Settlement	5,368 1 10				
Maintenance of Barrier Fence	223 18 4				
Rabbit Destruction, Griffith	1,739 7 10				
		25,860 5 7			
Expenses Incidental to Administration, &c.:—					
Bush Fires Prevention	1,358 18 5				
Loss on Regazettal and Upkeep of Vacant Farms	660 3 3				
Executive Board Expenses	774 12 8				
Supervision Expenses & Salaries	35,937 13 5				
		38,731 7 9			
Interest for Current Year:—					
Interest on Capital	319,333 2 2				
Interest on Overdraft	21,646 18 6				
Contribution to Sinking Fund	22,322 1 7				
	363,302 2 3				
Less Interest debited to Trading Departments	32,522 8 2				
		330,779 14 1			
		£433,424 10 11			£433,424 10 11

	£ s. d.	£ s. d.		'£ s. d.
To **Balance** brought down		299,517 5 2	By **Balance** transferred	£325,533 2 11
Losses on realisation incurred on account of previous years—				
Demonstration Farm, Yenda	5,099 18 6			
Fruit-packing, Griffith	948 13 4			
Canning Factory, Leeton	19,967 5 11			
		26,015 17 9		
		£325,533 2 11		£325,533 2 11

Canning Factory.

TIN FACTORY.—Manufacturing Account for Twelve Months ended 30th June, 1922.

	£ s. d.		£ s. d.
To Tin Plate, &c.	15,590 4 6	By **Balance** transferred to Canning Factory Manufacturing Account	22,319 18 2
Salaries and Wages	2,716 18 11		
Holiday Pay	219 17 2		
General Expenses	411 13 8		
Manufacturing Expenses	1,623 19 3		
Power and Light	173 0 2		
Repairs and Replacements	352 6 10		
Depreciation	1,231 17 8		
	£22,319 18 2		£22,319 18 2

CANNING FACTORY.—Manufacturing Account for Twelve Months ended 30th June, 1922.

	£ s. d.	£ s. d.		£ s. d.
To Purchases Fruit and Vegetables	833 12 8		By **Balance** transferred to Canning Factory Trading Account	61,615 5 8
Sugar and Manufacturing Sundries	10,526 14 2	11,360 6 10		
Tin Factory Manufacturing Expenses	22,319 18 2			
Boxes, Shooks, and Trays	2,195 9 0	24,515 7 2		
Wages	13,706 16 11			
Salaries and Allowances	702 5 10			
Fuel	892 9 2			
Electric Light and Power	1,276 17 4			
Water	932 8 11			
Repairs and Replacements	504 9 10			
Holiday Pay	729 16 6	18,745 4 6		
Depreciation—Plant and Buildings	.....	6,994 7 2		
		£61,615 5 8		£61,615 5 8

Trading Account for Twelve Months ended 30th June, 1922.

	£ s. d.	£ s. d.		£ s. d.	£ s. d.
To **Transfer** Manufacturing Costs from Manufacturing Account.	.....	61,615 5 8	By Processing for Commonwealth Pool	76,007 12 10	
Salaries and Allowances	324 1 11		Packing	3,508 0 6	
General Expenses	259 16 8		Storage	461 9 10	79,977 3 2
Supervision	750 0 0		Sales	.....	298 0 0
Stationery and Printing	84 17 7	1,418 16 2	Stocks on hand	.....	1,524 0 0
Gross Profit transferred to Profit and Loss Account	.....	18,765 1 4			
		£81,799 3 2			£81,799 3 2

Profit and Loss Account for Twelve Months ended 30th June, 1922.

	£ s. d.	£ s. d.		£ s. d.
To **Gross Loss** transferred from Dining Rooms and Dormitories	1,495 11 2		By **Gross Profit** transferred from Trading Account	18,765 1 4
Fares of Female Employees	602 15 8			
Free Meals to Employees during off season	881 17 3			
Insurance	1,314 19 4			
Balance carried down	14,469 17 11			
	£18,765 1 4			£18,765 1 4
Interest on Capital—			**Balance** brought down	14,469 17 11
Canning Factory	8,430 9 0			
Dining Rooms and Dormitories	1,970 6 10	10,400 15 10		
Balance transferred to Revenue Account		4,069 2 1		
		£14,469 17 11		£14,469 17 11

Canning Factory—*continued.*

DINING-ROOM AND DORMITORIES.—TRADING ACCOUNT for Twelve Months ended 30th June, 1922.

	£ s. d.		£ s. d.
To Perishable Stocks	1,774 0 7	By Receipts	4,046 8 4
Salaries and Wages	1,140 19 6		
General Expenses	378 17 4	**Balance** transferred to Canning Factory Profit and Loss Account	1,495 11 2
Electric Light	160 0 0		
Sanitation and Water	209 18 11		
Equipment	320 2 10		
Depreciation	1,558 0 4		
	£5,541 19 6		£5,541 19 6

REALIZATION OF STOCKS—Trading Account for Twelve Months, ended 30th June, 1922.

	£ s. d.	£ s. d.		£ s. d.
To Manufactured Stocks on hand 1st July, 1921	138,975 0 5		By Rebate on Sugar, Fruit, and Jam exported	3,210 9 0
Transfer Manufacturing Costs from Manufacturing Account	19,431 16 9		Sales	115,481 11 11
		158,406 17 2	Stocks on hand	51,141 12 9
Commission on Sales	7,185 0 9		Gross Loss transferred to Profit and Loss Account	13,913 17 9
Freight and Export Charges	15,413 11 3			
Cartage outwards	372 2 5			
		22,970 14 5		
Salaries and Allowances	162 1 0			
General Expenses	519 13 5			
Supervision	250 0 0			
Stationery and Printing	84 17 7			
		1,016 12 0		
Stocks on hand at 30th June, 1921, written out.		1,353 7 10		
		£183,747 11 5		£183,747 11 5

REALIZATION OF STOCKS—Profit and Loss Account for Twelve Months ended 30th June, 1922.

	£ s. d.		£ s. d.
To Gross Loss transferred from Trading Account	13,913 17 9	By Balance carried down	15,154 0 5
Insurance	250 0 0		
Advertising	853 2 8		
Compensation—Leinweber	60 0 0		
Loss on Sale of Angelus Closer	77 0 0		
	£15,154 0 5		£1,5154 0 5
To Balance brought down	15,154 0 5	By Balance transferred to General Revenue Account	19,967 5 11
Interest on Stocks	4,813 5 6		
	£19,967 5 11		£19,967 5 11

Dry Area Rentals and Agistment.

TRADING ACCOUNT.—For Twelve Months ended 30th June, 1922.

	£ s. d.		£ s. d.
To Depreciation—		By Rents and Agistment	7,703 15 0
Gogeldrie Buildings	315 0 0		
Plant and Horses	35 10 0		
General Expenses	86 11 6		
Horse Feed	77 1 2		
Hire of Motor-cars	46 0 8		
Insurance	170 10 7		
Repairs to Fences, Drains, &c.	688 12 0		
Rabbit Destruction	3,368 12 11		
Salaries and Wages	1,153 2 0		
Holiday Pay	3 12 7		
Rent of Canal Banks	81 19 6		
Supervision	45 0 0		
Net Profit transferred to General Revenue Account	1,632 2 1		
	£7,703 15 0		£7,703 15 0

Electric Power-House—Yanco.

MANUFACTURING ACCOUNT for Twelve Months ended 30th June, 1922.

	£ s. d.	£ s. d.		£ s. d.
To Depreciation—Buildings	335 17 3		By Sundry Services to Outside Customers	1,585 13 3
,, Plant	384 17 4		**Total Cost of Production** transferred to Trading Account	9,752 4 9
,, Transmission Lines Plant	186 8 4			
,, Motors	245 14 6			
		1,152 17 5		
Firewood, Coal and Cartage		4,007 12 11		
Insurances		99 14 1		
Sundry Materials		1,067 19 9		
Sundry Expenses		110 12 8		
Wages		4,879 10 7		
Holiday Pay		19 10 7		
		£11,337 18 0		£11,337 18 0

TRADING ACCOUNT for Twelve Months ended 30th June, 1922.

	£ s. d.		£ s. d.
To **Total Cost of Production** transferred from Manufacturing Account	9,752 4 9	By Sales	13,281 17 2
General Expenses	201 5 0	Profit on Sale of Electric Stock	242 13 5
Salaries	635 3 9		
Supervision	250 0 0		
Balance carried down	2,685 17 1		
	£13,524 10 7		£13,524 10 7
		By Balance brought down	2,685 17 1
To Interest on Capital	3,520 11 10	**Net Loss** for 12 months, transferred to General Revenue Account	834 14 9
	£3,520 11 10		£3,520 11 10

Electric Power-House—Griffith.

TRADING ACCOUNT for 12 months ended 30th June, 1922.

	£ s. d.	£ s. d.		£ s. d.
To Stock on hand 1st July, 1921		244 16 1	By Power supplied, &c.	1,298 5 7
Salaries and Wages		1,107 17 6	Stock on hand	431 0 6
Fuel		1,009 5 8	Balance carried down	1,463 10 3
Oils, Kerosene, Waste, &c.		126 10 1		
Equipment and Tools		19 0 2		
Car Hire		26 16 11		
Insurance		27 13 7		
Sundries		50 16 11		
Workmen's Compensation		3 17 3		
Repairs		89 18 0		
Materials		60 19 2		
Stationery		2 14 2		
Supervision		127 0 10		
Depreciation—Plant	185 0 3			
,, Buildings	110 9 9			
		295 10 0		
		£3,192 16 4		£3,192 16 4
To **Balance** brought down		1,463 10 3	By **Net Loss** for 12 months, transfered to General Revenue Account	1,760 10 11
Interest on Capital		297 0 8		
		£1,760 10 11		£1,760 10

Domestic Water Supplies.

LEETON.—Trading Account for Twelve Months ended 30th June, 1922.

	£ s. d.	£ s. d.		£ s. d.
To Salaries and Wages		337 6 2	By Water Charges	2,739 19 1
Electric Power		650 16 8		
General Expenses		82 3 5		
Water Rates		10 0 0		
Repairs and Replacements		34 3 4		
Supervision		50 0 0		
Depreciation on—				
Plant	30 13 11			
Service Reservoir	86 12 9			
Mains Connections	98 6 1			
Reservoir	26 4 2			
Temporary Water Supply	15 1 4			
Drafting and Design Water Supply	40 3 3			
Pumping Station	17 11 11			
Water Mains	532 17 0			
Filter Tank	37 6 6			
Settling Tanks	96 13 1			
		981 10 0		
Balance carried down		593 19 6		
		£2,739 19 1		£2,739 19 1
To Interest on Capital		1,497 14 9	By **Balance** brought down	593 19 6
			Net Loss for 12 months, transferred to General Revenue Account	903 15 3
		£1,497 14 9		£1,497 14 9

YANCO.—Trading Account for Twelve Months ended 30th June, 1922.

	£ s. d.	£ s. d.		£ s. d.
To Depreciation—Plant	30 15 7		By Water Charges	230 7 3
,, Service Reservoir, Mains, &c. ...	206 4 0		**Balance** carried down	219 15 5
		236 19 7		
Electric Power		129 8 6		
General Expenses		3 3 9		
Salaries and Wages		50 10 10		
Water Rates		10 0 0		
Supervision		20 0 0		
		£450 2 8		£450 2 8
To **Balance** brought down		219 15 5	By **Net Loss** for 12 months, transferred to General Revenue Account	597 9 1
Interest on Capital		377 13 8		
		£597 9 1		£597 9 1

GRIFFITH.—Trading Account for Twelve Months ended 30th June, 1922.

	£ s. d.	£ s. d.		£ s. d.
To Salaries and Wages		413 12 1	By Water Charges	369 2 11
Motor Hire and Allowances		0 7 9	Tapping Fees	32 0 0
Repairs		28 10 9	Stock on hand	85 13 6
Pumping Water, &c.		514 7 10	Balance carried down	697 15 0
Supervision		30 0 0		
Sundries		6 16 3		
Depreciation		190 16 9		
		£1,184 11 5		£1,184 11 5
To **Balance** brought down		697 15 0	By **Net Loss** for twelve months, transferred to General Revenue Account	972 18 2
Interest on Capital		275 3 2		
		£972 18 2		£972 18 2

YENDA.—Trading Account for Twelve Months ended 30th June, 1922.

	£ s. d.	£ s. d.		£ s. d.
To Salaries and Wages		204 14 2	By Water Charges	80 13 7
Repairs		120 18 2	**Balance** carried down	377 1 4
Petrol		40 0 10		
Fuel		1 19 0		
Tools		2 7 9		
Car Hire		1 8 0		
Supervision		10 0 0		
Depreciation		76 7 0		
		£457 14 11		£457 14 11
To **Balance** brought down		377 1 4	By **Net Loss** for 12 months, transferred to General Revenue Account	571 11 11
Interest on Capital		194 10 7		
		£571 11 11		£571 11 11

Nurseries.

LEETON.—Trading Account for Twelve Months ended 30th June, 1922.

	£ s. d.	£ s. d.		£ s. d.	£ s. d.
To Stock on hand—Trees	5,843 10 0		By Sales		3,713 9 9
General	204 18 0		Stock on hand—		
		6,048 8 0	Trees	6,644 6 0	
Salaries and Wages		2,986 13 7	General	189 6 6	
Trees Purchased		229 15 10			6,824 12 6
Freight and Cartage		4 5 6			
Horse Feed		169 1 1			
General Expenses		63 15 6			
Holiday Pay		43 11 4			
Repairs and Replacements		54 17 9			
Rent of Cottage		70 1 0			
Rent of Land and Paddock		41 14 0			
Workmen's Compensation Insurance		18 4 0			
Water		24 19 0			
Depreciation		261 15 0			
Supervision		75 0 0			
Balance carried down		443 0 8			
		£10,538 2 3			£10,538 2 3
To Interest on Capital		460 13 1	By Balance brought down		443 0 8
			Net Loss transferred to General Revenue Account		17 12 5
		£460 13 1			£460 13 1

MIRROOL.—Trading Account for the Twelve Months ended 30th June, 1922.

	£ s. d.	£ s. d.		£ s. d.
To Stock on hand—Growing	9,015 10 6		By Sales—Trees	15,173 16 4
,, ,, Equipment, &c.	237 2 8		Tent Rent	28 12 3
		9,252 13 2	Stock on hand—Growing	9,595 0 7
Purchase of trees		5,963 12 3	Equipment, &c.	308 8 5
Salaries and Wages		5,905 6 8		
Rent		45 10 0		
Horse Feed		323 6 11		
Agistment		17 0 0		
Sundries		199 14 7		
Tools and Harness		41 9 5		
Repairs		6 14 0		
Materials		60 3 5		
Workmen's Compensation		64 17 8		
Depreciation—Plant, &c.		97 12 7		
Supervision		200 0 0		
Water		28 1 9		
Stationery		38 4 1		
Cartage and Freight		46 18 6		
Insurance		3 12 11		
Balance carried down		2,810 19 8		
		£25,105 17 7		£25,105 17 7
To Interest on Capital		675 2 0	By Balance brought down	2,810 19 8
Net Profit transferred to General Revenue Account		2,135 17 8		
		£2,810 19 8		£2,810 19 8

Accommodation Houses.

"THE HYDRO."—Trading Account for the Twelve Months ended 30th June, 1922.

	£ s. d.	£ s. d.		£ s. d.
To Provisions	2,113 9 7		By Earnings—Board and Apartments	5,385 17 9
Salaries and Wages	2,268 2 2		Sales Tobacco, &c.	181 15 6
Electric Supply	292 13 9		Balance carried down	1,047 18 4
Water	80 11 5			
Fuel	243 4 7			
Tobacco, &c.	147 7 11			
General Expenses	42 2 9			
Supervision	50 0 0			
Depreciation—Building	490 14 10			
,, Furniture	140 18 10			
,, Equipment	336 5 9			
	£6,615 11 7			£6,615 11 7
To Balance brought down	1,047 18 4		By Loss transferred to General Revenue Account	2,245 4 1
Interest on Capital	1,197 5 9			
	£2,245 4 1			£2,245 4 1

Accommodation Houses—*continued.*

"MIRROOL HOUSE."—TRADING ACCOUNT for the Twelve Months ended 30th June, 1922.

	£	s.	d.		£	s.	d.
To **Provisions**	4,960	6	2	By Earnings—Board and Apartments	11,865	14	3
Salaries and Wages	3,075	12	7	**Balance** carried down	69	7	4
Water	19	6	0				
Fuel	464	3	8				
General Expenses	157	17	5				
Insurance	281	7	1				
Sanitation	246	5	4				
Supervision	100	0	0				
Lighting	354	16	4				
Stationery and Advertising	7	0	3				
Cartage and Freights	75	13	11				
Repairs and Replacements	99	1	0				
Workmen's Compensation	28	2	8				
Equipment	385	7	7				
Depreciation—Building	1,323	17	4				
,, Furniture	256	14	10				
,, Equipment	99	9	5				
	£11,935	1	7		£11,935	1	7
To **Balance** brought down	69	7	4	By **Loss** transferred to General Revenue Account	2,064	16	3
Interest on Capital	1,995	8	11				
	£2,064	16	3		£2,064	16	3

"LEETON HOUSE."—TRADING ACCOUNT for period ended 8th October, 1921.

	£	s.	d.		£	s.	d.
To Salaries and Wages	397	4	11	By Earnings—Board and Apartments	1,210	9	5
Electric Supply	42	18	0	**Balance** carried down	172	3	1
Water	5	7	6				
Fuel	55	16	1				
Provisions	664	13	3				
General Expenses	85	15	7				
Depreciation—Buildings	74	7	8				
,, Furniture	14	9	2				
,, Equipment	42	0	4				
	£1,382	12	6		£1,382	12	6
To **Balance** brought down	172	3	1				
Interest on Capital	94	6	1	By **Loss** transferred to General Revenue Account	266	9	2
	£266	9	2		£266	9	2

House and Property Rents.

TRADING ACCOUNT for Twelve Months ended 30th June, 1922.

	£	s.	d.		£	s.	d.
To Depreciation on Buildings, &c.	5,004	12	3	By Rents	6,879	15	9
General Expenses	54	7	3	Profit on Sale of old Accommodation House	60	9	2
Insurance	314	2	10	Stock on hand	1	15	6
Repairs	405	15	0				
Salaries and Wages	729	18	6				
Water Rates	21	11	4				
Supervision	302	10	0				
Balance carried down	109	3	3				
	£6,942	0	5		£6,942	0	5
				Balance brought down	109	3	3
				Net Loss transferred to General Revenue Account	4,921	19	11
To Interest on Capital	5,031	3	2				
	£5,031	3	2		£5,031	3	2

Government Stores.

TRADING ACCOUNT for Twelve Months ended 30th June, 1922.

	£	s.	d.		£	s.	d.
To Stock on hand	157,894	18	3	By Sales	189,631	7	6
Purchases	80,640	15	1	Rent	17	6	8
Wages	10,947	10	4	Stock on hand	79,056	11	7
Cartage Outwards	1,763	13	1				
Freights	7,957	4	9				
Workmen's Compensation	33	1	0				
Salaries and Supervision	4,970	2	9				
General Expenses	1,565	3	2				
Insurance	810	12	11				
Holiday Pay	51	3	7				
Depreciation	2,028	7	9				
Net Profit transferred to General Revenue Account	42	13	1				
	£268,705	5	9		£268,705	5	9

MURRUMBIDGEE IRRIGATION AREAS.

As indicated in last year's report, the reformative policy adopted in regard to financial organisation has been beneficially reflected in the trading results of the year.

Radical changes in policy, however, require most careful consideration before adoption, and the continuance, upon the recommendation of the Executive Board of the present system, in respect of implements for settlers, whereby the latter are enabled to make their own arrangements for purchase, appears to be opposed to the best interests of Commission and settlers alike.

The present system at least gives ground to the assertion that exploitation is prevalent, and that the Commission and settler are visited with the corollaries of over-capitalisation of farms, and over-statement of the margin between advances made, and the security held therefor. The position is one that calls for careful review.

On 1st July, 1921, the Bacon Factory and Abattoirs which, during the prior twelve months, had shown, comparatively, a marked improvement in trading results, were, together with the Butter Factory, taken over on a co-operative basis at a valuation which was £10,000 less than the book value of the assets, the purchasing company now trading as the Murrumbidgee Irrigation Areas Dairy Farmers' Co-operative Society, Limited.

Extensive areas, suitable for purposes of agistment, have been leased to the company, and such action practically relieves the Commission in this branch of trading, which, because of the impracticability of efficient supervision, has been highly unsatisfactory.

The financial assistance afforded to another venture, the Murrumbidgee Irrigation Areas Co-operative Company, Limited, by the Crown, which has guaranteed overdrafts aggregating £35,000, has been the subject of correspondence; and the fact that for the No. 1 Overdraft Account, of £20,000, the tangible security only amounts to £21,741 13s. 9d., in which is included a supervision charge of £2,415 14s. 10d., and that for No. 2 Account, of £15,000, a debenture of dubious security value is held, points to contingent loss by the Crown.

Advice tendered by the Commission to the shareholders in regard to the election of directors was not availed of, and the resultant loss of approximately £11,000 on the first period of trading may be largely attributable to the primary mistake of entrusting the affairs of the company to a directorate whose members were not of proved organising ability or business aptitude.

In the event of liquidation, it cannot be seen that the assets, upon forced realisation, of a company whose success depends almost entirely upon the co-operation of the settlers, would bring anything like book values.

Special attention is directed to the trading results of the Areas for this year, which, for the first time since the proclamation of the enterprise as an Industrial Undertaking, have shown a profit, omitting the charges for interest on capital and sinking fund.

Trading operations for the year showed a loss of only £8,018 10s. 4d., as against the immense figure of £163,254 0s. 1d. shown in the previous period.

Reference must be made to an item of £26,015 17s. 9d. which appears at the foot of the Revenue Account, and which represents losses on three accounts. At the 30th June, 1921, stock values included were not subsequently realised. Old canning stocks have been found difficult to sell at a profitable figure, the worst results being obtained on oversea shipments.

Loss on the disposal of dried fruits, apparently due to their deterioration, totalled £948 13s. 4d.

In connection with last year's valuation of stock and improvements on the Demonstration Farm, Yenda, a searching investigation of this year's transactions appears to justify the contention of the present administration as to gross overstatement of values at that date.

These losses on realisation, brought to account during the year, but which actually belong to last year, have detrimentally affected the revenue account to an extent of £26,015 17s. 9d.

Including this amount, but omitting the charges for interest on capital and sinking fund, there is a profit on the working of the areas for the year of £16,122 0s. 10d.

Further, by omitting the charges of £21,646 18s. 6d. for interest on overdraft—an infliction on this period due largely to losses of the past—and the losses on realisation, which may be classified as items for which the present regime is not responsible, the figure of £16,122 0s. 10d., quoted bove, is advanced to £63,784 17s. 1d., a very satisfactory result.

It will be seen that the improved position in regard to trading was almost wholly brought about by the Canning Factory, which, out of a total betterment of £155,235 9s. 9d., was responsible for an improvement of £149,768 12s. 10d.

Exclusive of losses on realisation, the year's loss was £299,517 5s. 2d., as against £471,399 10s. 9d. for the previous year, the decrease of £171,882 5s. 7d. being accounted for as follows :—

	£	s.	d.
Decreased Trading Loss	155,235	9	9
,, Administrative Expenses	38,742	3	3
Increased Water Rates and Charges	5,573	14	9
,, Lease Rentals	6,802	4	1
,, Sundry Earnings	29,019	4	6
	£235,372	16	4
Less increased Interest on Capital, &c.	63,490	10	9
	£171,882	5	7

The fact that the improvement of £149,768 12s. 10d. in the trading of the Canning Factory, the enormous reduction in Administrative Expenses, and the increase of £29,019 4s. 6d. in Sundry Earnings, are obscured to a great extent by the increased liability for interest on Capital and Sinking Fund, bears out in marked degree the following statement made in last year's Report, page 13 :—

"Even with the beneficial results which should accrue through the savings in administration, and the changes in policy concerning the various factories, there is apparently no prospect of the earnings being able to meet the huge liability for interest on capital, &c. . . ."

Examination of the balance-sheets as set out and presented from year to year reveals losses of such magnitude as to suggest the improbability of this colossal national experiment ever reaching that desirable stage whereby earnings would be adequate to meet the statutory liability for interest on capital, &c.

Last year's report expressed doubt as to whether there existed any justification for burdening the capital of the areas with the whole cost of the Head-works, as represented by Burren Juck Dam and Reservoir, in view of the supporting contention that such works, apart from their incidence to the development of the areas, were of national importance.

In spite of the fact that the relief of the Undertaking to the extent of the capital involved in the Head-works has been recognised as both advisable and equitable, effective action has not yet been taken Under present circumstances, administrative savings and increased trading revenue, occasioned in the direct working of the settlement, must be over shadowed by the ever-increasing interest charge.

The following statement shows the extent to which interest and sinking fund charges have contributed to the total loss on the working of the Areas from its establishment as an Industrial Undertaking on 1st July, 1915 :—

	£	s.	d.
Cash	136,819	12	4
Depreciation	121,616	9	6
Interest on Overdraft	45,870	13	10
,, ,, Capital	1,417,859	9	5
Sinking Fund	107,757	12	2
Loss to 30th June, 1922	£1,829,923	17	3

TRADING.

Canning Factory.

Last year the Canning Factory, with the associated Dormitories, was responsible for a loss of £145,693 10s. 9d., whereas for the period under review there was, for the first time in the history of the Factory, a profit on the trading proper amounting to £4,069 2s. 1d.

The conditions productive of such a result could quite conceivably have been more favourable, as will be explained.

It will be remembered that the output of all fruit canneries during the past season was largely controlled by the Federal pool, which, under the agreement, paid primarily for the fruit, and then paid the factories a price per dozen for manufacture.

From information made available it is apparent that the Leeton Cannery attained a higher percentage output per ton of fruit, than any other factory in the State, and was consequently the most remunerative to the Pool, as well as profitable in itself. The result of the year clearly indicates that contiguity to the orchard more than compensates for distance from the market.

Although

Although the factory worked only for about two months during the year, it was enabled to provide, out of its profits, £20,185 1s. for interest on capital and depreciation for the twelve months, being left with a net profit of £4069 2s. 1d. Owing to the operation of a co operative company on the areas, whose main activity is concerned with the de-hydration of fruit, much of the earlier product was alienated from the Cannery, thus restricting in large measure its benefits under the Pool, and lending a more creditable aspect to the trading results achieved.

Electric Power Houses.

Power houses operated during the year at both Yanco and Griffith. As predicted in last year's report, the Yanco utility has been heavily handicapped during the year, owing to the installation of more expensive plant, and under the circumstances the loss of £834 14s. 9d. as against £1,092 6s. 6d. in the previous year, does not merit adverse criticism.

Earnings increased by 26 per cent.; from £12,006 9s. 5d, to £15,110 3s. 10d., whereas working expenses exhibited an increase of only 17 per cent.

The depreciation charge rose considerably, and the other outstanding features are the increase of 50 per cent. in the wages bill, largely due to the 44 hour week, and the increase by 50 per cent. to £2,685 17s. 1d. in the trading profit.

The extensive area covered in the transmission of the convenience has so added to the capital cost that the charge for interest thereon is out of all proportion to the revenue, and for the year amounted to £3,520 11s. 10d., leaving a net loss of £834 14s. 9d.

The service at Griffith is in its initial stages, and, as must reasonably be expected, contracted a loss on the year.

Accommodation Houses.

The " Hydro " lost £2,245 4s. 1d., as against £1,715 19s. 3d. last year, decreased patronage of the establishment being the cause. The reduction in the cost of provisions is indicative of careful providoring. Wages remained constant because the minimum staff, consistent with the upkeep, is employed. Such extensive unlicensed premises are rarely profitable.

" Mirrool House" exhibits a pronounced betterment, the loss decreasing from £3,328 0s. 7d. to £2,064 16s. 3d., of which all but £69 7s. 4d. was for interest on capital. There is a remarkable difference in provision cost for the two years as a result of less extravagant menus and wholesale buying. On practically a constant turnover the cost of provisions dropped from £8,040 6s. to £4,960 6s. 2d. Burdened with excessive capitalisation careful management will be needed to lessen the trading cost.

" Leeton House " was leased during the year and will, for a time at least, cost the Areas no more than the difference between the depreciation and interest charged and the rental received.

Nurseries.

It is necessary to issue a warning to the administration in regard to what must be considered the very dubious trading result of the Leeton Nursery for the last few years, and in support of that contention the following statement is shown :—

Year.	Opening Stocks.	Trees Purchased.	Total.	Sales.	Closing Stock.
	£ s. d.	£ s. d.	£ s. d.	£ s. d.	£ s. d.
1920	3,377 8 8	508 6 2	3,885 14 10	2,415 7 4	3,214 12 0
1921	3,214 12 0	393 0 0	3,607 12 0	2,533 12 0	5,843 10 0
1922	5,843 10 0	229 15 10	6,073 5 10	3,713 9 9	6,644 6 0

It will be seen that both opening and closing stocks assume in each year, a proportion entirely out of keeping with the sales. The above figures seem to indicate that there is altogether unnecessary expenditure on this nursery, more especially as growing stocks are generally taken in at half-price. There must, in consequence, be considerable destruction of growing stocks unsold from year to year, the cost to produce which is unnecessary.

The trading account of Mirrool Nursery shows that purchases of trees were approximately 40 per cent. of the sales. Purchases plus growing stock practically equal the sales, being £14,979 2s. 9d. against £15,173 16s. 4d., whilst for last year the figures were £10,046 8s. 8d. against £10,234 0s. 8d. This nursery is in a safer position that the one at Leeton, because in the event of lessened planting purchases could first be decreased. At present the convenience is a good proposition.

House

House and Property Rents.

Whilst houses on the Areas are at a premium it is imperative that the administration retain sufficient to accommodate its own officers. The costs of most of the buildings are so excessive as to render it impossible for rentals to be obtained in keeping therewith. For the year the loss of £4,790 4s. 2d. was less by £240 19s. than the interest on the capital invested.

Government Stores.

These stores have reverted to their original sphere of activities, purchasing solely for the needs of the administration in the construction and maintenance works of the Areas. At times they performed a further useful function in selling building requisites, implements, &c., to settlers, thereby reducing the cost to the settler and the capital debt of the latter to the administration. As mentioned elsewhere, despite statements to the contrary appearing on official papers, it is still contended that the capital outlay on settlers improvements and money of the State on mortgage, with problematical security, would be lessened if the Stores were again made the medium of wholesale buying for the necessities mentioned. As operating at present the Stores accounts are informative from the costing view point only.

Domestic Water Supplies.

In a district of uncertain rainfall the supplies are actual necessities for which the cost during the year has been £3,045 14s. 6d., or £700 12s. 4d. in excess of the interest on the capital cost. From the experience of past years it is obvious that the revenue derivable cannot, under present conditions, balance the costs.

ADMINISTRATIVE.

Debts owing to the Commission.

Assistance to Settlers.

In furtherance of the Commissioner's policy of making advances to settlers (now mainly to returned soldiers) the liability under this head has increased during the year by £462,045 7s. 10d. Attention was drawn to the growth of this phase in my report for the year 1920–21, during which the increase amounted to 54 per cent. The amount outstanding at 30th June, 1921, has been increased by a further 55 per cent. and has now reached the large sum of £1,293,273 5s. 4d.

This increase has been caused by the settlement of additional returned soldiers on the Areas. The Report of last year suggested that settlers' improvements were, in many cases, over-capitalised and invited attention to their problematical realisable value, in the event of abandonment or foreclosure. The policy of the Commission in approving that settlers purchase through agents, as against the original mode of supply through its own stores was also considered disadvantageous both to the administration and the settler. Despite correspondence and data, which has been made available, the opinion expressed in last year's report is still maintained.

Instances of excessive quotes for materials, implements, &c., which have come under the notice of this Department indicate the advisability of change from the present policy. For example, an agent quoted £100 10s. for a certain supply. The settler, not being satisfied, wrote to the Sydney firm for a price and was quoted £54 12s. 9d. landed at Griffith. This case suggests that out of approximately £80,000 advanced during the year from the General Loan Account for purchases from agents, there is an excessive margin of profit accruing to agents at the expense of the settler and the State, which could be saved were the original policy of wholesale buying by the Commission reverted to.

In this connection it must be mentioned that many capital debts of soldier settlers are, apparently, excessive. Figures have been extracted from the accounts which show that several dairy-farmers, on approximately 120 acres, have capital liabilities of over £3,500, whilst fruit-farmers' liabilities reach as high as £2,600. As mentioned in the last report, the repayment of such amounts over a fixed period, plus he yearly charges for land rent, water, and interest, seems an almost impossible task.

Sundry Debtors.

Debts not bearing interest, unless statutorily overdue (with the exception of survey fees and gazetted improvements) show an increase, compared with 30th June, 1921, of £36,277 3s. 6d. The comparison between the last two years is as follows: —

	30th June, 1921.	30th June, 1922.	Increase.	Decrease.
	£ s. d.	£ s. d.	£ s. d.	£ s. d.
Land Rents and Water Rates ...	131,702 16 8	156,807 17 4	25,105 0 8	.....
Town Block Rents	1,772 17 2	3,897 18 7	2,125 1 5	.....
Other Debts	37,356 2 6	46,403 3 11	9,047 1 5	.....
	170,831 16 4	207,108 19 10	36,277 3 6	.....

The main reason for this increase is the accumulation of accrued rent and water rates on soldier settlers' farms. These settlers are allowed to consolidate their debts under mortgage at the end of two years occupation in the case of those engaged in dairying, and at the end of five years if fruit growing is taken up. As only a few settlers have completed the period of two years and effected consolidation, the amount outstanding will probably increase during the next three years or until the due date for consolidation by the majority of those soldier settlers who have taken up fruit-growing.

The liability of occupiers of town blocks has more than doubled, having risen from £1,772 17s. 2d. at 30th June, 1921, to £3,897 18s. 7d. at the close of this financial year. The increase merely indicates the growth of town settlement, rates for which, not being charged until the 30th June, are collected at the commencement of the next financial year.

"Other Debts," though showing an increase of £9,047 1s. 5d., are more satisfactory, the stated figure of £46,403 3s. 11d., including a very large amount owing by a co-operative venture. In regard to municipal charges a more vigorous policy has been applied during the period, with the result that debts for electric light, water, and sanitation are now inconsiderable.

Statement of Net Earnings and Working Expenses (ex Interest on Capital other than on Trading Departments) for the last four years.

Year Ended.	Expenditure.	Revenue.	Deficit.	Surplus.
	£ s. d.	£ s. d.	£ s. d.	
30th June, 1918	74,886 15 0	38,496 0 1	36,390 14 11	.....
,, 1919	82,629 3 5	42,332 13 9	40,296 9 8	.....
,, 1920	140,244 17 11	68,525 3 1	71,719 14 10	.....
,, 1921	308,037 9 10	92,512 2 5	215,525 7 5	.....
,, 1922	150,307 13 1	133,907 5 9	16,400 7 4	.....

Great improvement is shown in this phase of the Commission's activities. The reduction of expenditure from £308,037 9s. 10d. by more than 50 per cent. to £150,307 13s. 1d. is mainly due to the difference in the net result of the trading concerns, which showed a betterment of £155,235 9s. 9d. as against last year's result.

At the same time actual administrative expenses decreased from £133,368 9s. 9d. to £94,626 6s. 6d., an improvement of £38,742 3s. 3d. The increase in interest on overdraft to £21,646 18s. 6d. is due to the financial position caused by losses incurred in past years, and can only be remedied by a vigorous policy of collection of debts due and falling due, and the curtailment of credit for non-interest bearing amounts.

Earnings of the Last Three Years.

Head of Earning.	1919-20.	1920-21.	1921-22.	Comparison of last Two Years.	
				Increase 1921-22.	Decrease 1921-22.
	£ s. d.	£ s. d.	£ s. d.	£ s. d.	£ s. d.
Water rates and charges	22,985 18 7	11,007 9 4	16,581 4 1	5,573 14 9	.....
Land lease rentals	27,670 1 1	44,726 18 8	51,529 2 9	6,802 4 1	.....
Interest	16,722 1 0	33,503 10 1	60,671 18 8	27,168 8 7	.....
Miscellaneous Revenue	1,147 2 5	3,274 4 4	5,125 0 3	1,850 15 11	.....
Totals £	68,525 3 1	92,512 2 5	133,907 5 9	41,395 3 4	.....

A decided improvement in the earnings of the undertaking of £41,395 3s. 4d., an increase of 44·74 per cent., has materially helped to reduce the deficit for the year to £16,400 7s. 4d., which, compared with the results of previous years, is more satisfactory.

Water rates have, however, again failed to meet the charges incidental thereto by a margin of £13,453 9s. 1d., but land rentals show a surplus of £25,668 17s. 2d., on the actual expenses. In both instances, interest on the capital employed is omitted from the comparison.

Earnings for interest on outstanding debts again show an immense increase, the figure for the year being £60,671 18s. 8d. As previously stated in these reports it should be, in a measure, an offset to interest on capital. The land rentals and water rates accruing on soldiers' farms, being subject to an interest charge, add materially to the interest earnings, but the working funds of the areas will not receive the cash credit until mortgages are finalised.

It must again be mentioned that, as a commercial proposition, the charges for land rentals and water rates are altogether too low to offset the expenses and to pay for the use of the employed capital.

Net

Net Working Costs of the last two years.

Head of Service.	1920–21.	1921–22.	Comparison of last Two Years.	
			Increase.	Decrease.
	£ s. d.	£ s. d.	£ s. d.	£ s. d.
Net Trading Losses	163,254 0 1	8,018 10 4	.....	155,235 9 9
Berembed Weir Maintenance	910 12 4	566 0 4	.....	374 12 0
Channel Maintenance	5,797 18 1	5,466 15 0	.....	331 3 1
Main Canal Maintenance	4,064 6 4	2,923 5 2	.....	1,141 1 2
Drainage Maintenance	4,901 15 6	4,133 4 9	.....	768 10 9
Water Distribution	12,601 13 11	13,098 14 0	497 0 1	.....
Noxious Weeds Destruction	4,894 0 9	2,412 3 6	.....	2,481 17 3
Telephone Maintenance	1,343 3 11	1,434 10 5	91 6 6	.....
Lands Administration	16,403 8 5	14,880 3 1	.....	1,528 5 4
Instruction to Settlers	5,988 4 2	1,934 0 10	.....	4,054 3 4
Street Watering and Maintenance	7,381 2 2	1,989 5 9	.....	5,391 16 5
Road Plantation Maintenance	860 16 11	867 17 11	7 1 0	.....
Road and Structures Maintenance	5,669 18 9	4,225 11 10	.....	1,444 6 11
Soldiers' Settlement	8,075 13 0	.....	.....	8,075 13 0
Maintenance of Barrier Fence	.....	223 18 4	223 18 4	.....
Rabbit Destruction, Griffith	.....	1,739 7 10	1,739 7 10	.....
Removal and Re-erection Transmission Lines	190 12 9	.....	.....	190 12 9
Supervision, Salaries, and Expenses	48,662 10 6	36,712 6 1	.....	11,950 4 5
Bush Fires Prevention	618 0 1	1,358 18 5	740 18 4	.....
Loss on Gazetted Improvements, &c.	2,647 11 0	660 3 3	.....	1,987 7 9
Loss on Fruit Packing	2,322 1 2	.....	.....	2,322 1 2
Interest on Overdraft	11,415 0 0	21,646 18 6	10,231 18 6	.....
Losses on Realisation of Stock and Improvements	.....	26,015 17 9	26,015 17 9	.....
Totals £	308,037 9 10	150,307 13 1	38,598 15 0	196,328 11 9
		Net Decrease for year 1921-22,		£157,729 16 9

Decided improvements are evidenced in the majority of the administrative services performed.

The extra cost of water distribution is in keeping with the additional areas served, in fact proportionately, there is a saving, which is reflected in the reduction of the margin between the gross revenue and expenditure.

Whilst the activities of settlement are increasing, land administration, which last year rose 40 per cent., has dropped by over 9 per cent.

"Instruction to Settlers" assumes a more fitting position in the expense account, having declined from £5,988 4s. 2d. to £1,934 0s. 10d. without, apparently, interfering with the performance of the required service.

Streets maintenance cost has also been curtailed, the expenditure thereon being lessened by £5,391 16s. 5d. from £7,381 2s. 2d.

Last year's accounts disclosed a rise in the cost of administration of £13,388 4s. 5d. On added business the expense for this year has decreased by £11,950 4s. 5d. The reduction in staff and curtailment in other expenditure is highly commendable.

A feature of the accounts is the exceptionally heavy charge for interest on overdraft, which increased by £10,231 18s. 6d. to £21,646 18s. 6d.

It should be understood that losses of the past, and the policy of extending terms to settlers, resulting in heavy debts accruing to the Commission, are the main contributory factors to this charge.

Losses on realisation of certain stocks and improvements, which were taken into the accounts for last year at an over-valuation, have elsewhere been commented on.

Sydney: John Sands, Acting Government Printer—1922