

1945

PARLIAMENT OF NEW SOUTH WALES.

REPORT

OF

THE AUDITOR-GENERAL

UNDER THE AUDIT ACT, 1902,

FOR THE

FINANCIAL YEAR ENDED 30TH JUNE, 1945.

THE PUBLIC ACCOUNTS

PREPARED BY THE TREASURER.

Ordered to be printed, 25 September, 1945.

Wholly set up and printed in Australia, by
THOMAS HENRY TENNANT, GOVERNMENT PRINTER, SYDNEY
NEW SOUTH WALES.

1945

1 roll

9 1457

4 NB 2 $\frac{41}{1}$

$\frac{1}{2}$ Smooth purple Cal
purple Waterman cloth
sides
Vanilla divider. 8 page
Cloth tipped

Undertaker General 4 rolls

PUBLIC ACCOUNTS.

(FOR THE YEAR ENDED 30TH JUNE, 1945, WITH REPORT OF THE AUDITOR-GENERAL.)

The Auditor-General to The Honourable the Speaker of the
Legislative Assembly.

Auditor-General's Department,

21st September, 1945.

The Honourable the Speaker of the
Legislative Assembly.

Sir,

In compliance with the provisions of sections 60 and 62 of the Audit Act, 1902, I have to present to you for transmission to the Legislative Assembly the accompanying copy of the Public Accounts prepared by the Colonial Treasurer, together with my certificates and report thereon.

I have the honour to be,

Sir,

Your obedient servant,

E. H. SWIFT,

Auditor-General.

AUDITOR-GENERAL'S REPORT, 1944-45.

TABLE OF CONTENTS.

	Page.
Introductory	7
Review of Finances	8
Result of Operations, 1944-45	8
Comparison with Budget	9
Effect of the War upon the State Finances	9
Funding of the Accumulated Deficiency	10
Consolidated Revenue Fund	12
Review of Receipts	14
Payment to the State by the Commonwealth under States Grants (Income Tax Reimbursement) Act, 1942	14
Payment to the State by the Commonwealth in consideration of the State vacating the field of Entertainments Tax	15
Stamp and Probate Duties	15
Racing Revenue	16
Licenses	16
Land—Sales, Leases, etc.	17
Mining	17
Fees	18
Grain Elevators—Handling Charges, etc.	18
Forestry Revenue	18
Lotteries	18
Payment to the State in respect of Transfer of Garden Island to the Commonwealth	19
Government Insurance Office—Contributions in respect of amount representing the equivalent of Income Tax on Net Profits for the year 1943-44	20
Review of Expenditure	20
Comparison of Expenditure, years 1940-41 to 1944-45	21
Expenditure from the Vote "To provide for Grants, Loans, Advances and for Public Works and Services generally"	22
Crown Contributions to the State Superannuation Fund	22
Grants, Contributions, and Subsidies to Hospitals	23
Rice Growing Project, Wakool	24
Expenditure on Freight Concessions and Contribution to the Commissioner for Railways for Losses on Developmental Lines... ..	25
Provision for Construction and Reconstruction of Government Offices during the Post-war Period	25
Bungendore to Captain's Flat Railway	25
Fish River Water Supply... ..	26
Grant to the Broken Hill Water Board in connection with the provision of an Emergency Water Supply	26
Drought, Flood and Bushfire Relief	27
Pay-roll Tax	27
Drought Relief Subsidy to Milk Producers	27
Business Undertakings	28
Department of Railways	28
Metropolitan Transport Services	30
Newcastle and District Transport Services	31
Road Transport and Traffic Fund	31
Maritime Services Board—Sydney Harbour Trust Fund	32
Closer Settlement Fund	34

	Page.
Treasurer's Aggregate Cash Account	35
Advances for Departmental Working Accounts and Other Purposes and Advances to be Recovered Account	37
Public Debt and Loan Operations	39
Loan Liability to the Commonwealth	39
Conversion Loans	40
Total Loan Raisings and Expenditures therefrom to 30th June, 1945	40
Borrowings outside the Financial Agreement	41
General Loan Account	41
Repayments to the General Loan Account	45
Loans raised under Guarantee of the State	46
Guarantees given by the Government	47
Sinking Fund	48
Miscellaneous Activities	51
Housing Commission of New South Wales	51
Southern Electricity Supply Undertaking	52
South-West Tablelands Water Supply	52
Junee Water Supply	53
Port Kembla Haulage and Shipment Undertaking	53
New South Wales Government Engineering and Shipbuilding Under- taking	54
Sydney Harbour Bridge	55
Metropolitan Meat Industry Commissioner	55
Department of Main Roads	56
State Coal Mine, Lithgow	57
Public Trust Office	57
Government Charcoal Undertaking	58
Workmen's Compensation (Broken Hill) Joint Committee	58
Workers' Compensation (Silicosis) Committee	58
Police Superannuation and Reward Fund	59
Government Railways Superannuation Fund	59
Miners' Pensions Funds	60
Kosciusko State Park	61
Government Agency Department—Rural Bank of New South Wales ...	61
University of Sydney	62
Emergency Supply Scheme—Storage of essential foodstuffs	63
State Controller of Salvage	63
General	64
Debts written off	64
Certificates and Statements under Section 60 of the Audit Act, 1902 ...	64
Report of the Public Accounts Committee	64
Administration	64
List of Appendices	66

AUDITOR-GENERAL'S REPORT

ON THE PUBLIC ACCOUNTS PREPARED BY THE TREASURER FOR THE FINANCIAL YEAR ENDED 30th JUNE, 1945.

The Public Accounts for the year ended 30th June, 1945, compiled by the Treasurer in the prescribed form, have been audited in accordance with the provisions of the Audit Act, 1902, and are transmitted herewith. As required by the Act, I have given my certificate as to the correctness of various statements included in the Accounts.

It is again necessary to explain that, so far as the revenue finances of the State are concerned, the Public Accounts as statutorily defined, include only the account of the Consolidated Revenue Fund and do not embrace the accounts of the Business Undertakings. They differ, therefore, from the customary presentation followed in the Treasurer's Annual Budget, in which transactions of the Consolidated Revenue Fund are amalgamated with those of the Department of Railways, the Metropolitan and the Newcastle and District Transport Services, the Sydney Harbour Trust and the Road Transport and Traffic Fund, for the purpose of the declaration of the annual State surplus or deficiency.

As the welfare of the public finances is so vitally dependent on the operations of the Business Undertakings (the combined capital of which represents more than one half of the public debt), any statement of State surplus or deficiency based merely on transactions of the Consolidated Revenue Fund would be incomplete, and, being in conflict with the Treasurer's Budget pronouncements, could be confusing to the public mind.

For these reasons and in accordance with the practice followed in reports since 1941-42, I propose, in reviewing the revenue operations for the past year, to follow the lines of the Budget and to deal with the Consolidated Revenue Fund in conjunction with the Business Undertakings. In previous reports I have invited attention to the system of financial reporting followed by the State and have stressed the need for legislation providing for the presentation of Public Accounts uniform in scope and treatment with the Treasurer's Budget.

REVIEW OF FINANCES.

Result of Operations, 1944-45.—For the fourth successive period, operations of the State showed a favourable result, the surplus for the past year being £968,026 15s. 5d., made up of £103,130 9s. 11d. on the Consolidated Revenue Fund and £864,896 5s. 6d. from the Business Undertakings.

Fund or Undertaking.	1942-43 Surplus.	1943-44 Surplus.	1944-45.
	£ s. d.	£ s. d.	£ s. d.
Consolidated Revenue	88,417 15 9	104,669 8 5	103,130 9 11 <i>Surplus.</i>
Department of Railways	774,541 16 5	754,053 18 3	544,903 1 10 <i>Surplus.</i>
Metropolitan Transport Services	33,184 10 2	5,647 11 11	96,898 14 10 <i>Deficiency.</i>
Newcastle and District Transport Services	763 8 1	2,476 1 10	1,871 12 9 <i>Surplus.</i>
Road Transport and Traffic	*	*	*
Maritime Services Board—Sydney Harbour Trust	244,961 19 11	316,500 8 9	415,020 5 9 <i>Surplus.</i>
Net Surplus ... £	1,141,869 10 4	1,183,347 9 2	968,026 15 5

* Receipts equal Payments.

The surplus on the Consolidated Revenue Fund is the excess of cash receipts over payments from that Fund. With the exception of the Road Transport and Traffic Fund, which is a medium for the receipt and disbursement for prescribed purposes of certain motor traffic fees, results of the remaining activities have been established on an income and expenditure basis.

As pointed out in my last report the stabilization of the main item of governmental revenue under uniform taxation reduces the scope for variation in the total receipts of the **Consolidated Revenue Fund**. In the aggregate the normal revenues of the fund were maintained at recent levels, and after meeting the required contribution to the National Debt Sinking Fund the year closed with a surplus of £103,130 9s. 11d.

The amount shown as net surplus of the **Department of Railways** for 1944-45 was arrived at, as in previous years, after setting aside sums for various reserves. Earnings in 1944-45, however, did not provide a margin for reserves comparable in extent with that of recent years, and a total sum of £680,100 only was set aside, as against £3,030,100 in 1943-44, and £4,909,100 in 1942-43. The outcome of the State finances for 1944-45 was therefore much less favourable compared with the preceding year than is apparent from the relatively small decrease in declared net surplus shown in the above tabulation.

Railway earnings during the war years were at phenomenally high levels, and attained their peak in 1943-44, when they totalled £34,501,192 as compared with £19,146,441 for 1938-39. A decline in earnings experienced in the year just closed may be expected to become more marked with the cessation of war-time conditions and the return to normal. This trend might well lead to budget difficulties, and unless balanced by additional or new revenues or by savings in expenditure, to a recurrence of deficiencies in the State finances.

Operations of the tramways and omnibuses resulted in a deficiency of £95,027 2s. 1d. made up of £96,898 14s. 10d., deficiency on the **Metropolitan Transport Services**, less £1,871 12s. 9d., surplus on the **Newcastle and District**

Services. Although earnings showed an increase compared with the preceding year, this increase in the Metropolitan services was more than absorbed by higher working expenses, principally as a result of variations in employment conditions and additional expenditure on maintenance and renewals.

Operating results of the **Sydney Harbour Trust** reflect the continued increase in the activity of the port of Sydney, a record surplus of £415,020 5s. 9d. having been earned.

Comparison with Budget.—A surplus of £510,041 was forecast in the budget for 1944–45. In the actual result the surplus was £968,026 15s. 5d.

Fund or Activity.	Budget Estimate.	Actual Result.	Comparison with Budget.
	£	£	£
Consolidated Revenue	182,199 <i>Deficiency.</i>	103,130 <i>Surplus.</i>	285,329 <i>Improvement.</i>
Department of Railways	553,000 <i>Surplus.</i>	544,903 <i>Surplus.</i>	8,097 <i>Retrogression.</i>
Road Transport and Traffic	*	*
Metropolitan Transport Services ...	1,440 <i>Surplus.</i>	96,899 <i>Deficit.</i>	98,339 <i>Retrogression.</i>
Newcastle and District Transport Services	720 <i>Surplus.</i>	1,872 <i>Surplus.</i>	1,152 <i>Improvement.</i>
Sydney Harbour Trust	137,080 <i>Surplus.</i>	415,020 <i>Surplus.</i>	277,940 <i>Improvement.</i>
Net Result	£ 510,041 <i>Surplus.</i>	968,026 <i>Surplus.</i>	457,985 <i>Improvement.</i>

* Receipts equal Payments.

Receipts of the Consolidated Revenue Fund at £34,853,602 17s. 4d. exceeded the budget estimate by £215,199 17s. 4d. Expenditures under appropriations totalled £33,882,702 1s. 9d., a saving of £937,899 18s. 3d. compared with the estimate. The saving was, however, largely absorbed by new expenditures amounting to £867,770 5s. 8d. (details of which are given in Appendix 3) in supplementation of existing votes and in meeting the cost of services not allowed for in the budget.

In the Department of Railways earnings reached the estimate, and although allocations to various reserves were not made to the extent apparently contemplated when the budget was presented, the final net result showed only a small variation from the budget forecast.

Metropolitan Transport earnings failed to reach the budget figure, and expenditure exceeded the estimate. While the Newcastle and District Transport Services likewise did not yield earnings to the extent anticipated, the shortage was more than offset by savings in expenditure, and the budget forecast of a small surplus was realised.

A marked improvement of £277,940 5s. 9d. in the surplus of the Sydney Harbour Trust compared with the budget is accounted for by an increase of £235,365 3s. 6d. over the budget figure for earnings, and savings in expenditure totalling £42,575 2s. 3d.

Effect of the War upon the State Finances.—As the war in which the nation was engaged for almost six years was brought to a termination shortly after the close of the past financial year it is appropriate at this stage to refer briefly to some salient features of the State's finances under war conditions.

Full employment and wartime activity making for increased revenues, particularly in the railways, and curtailed governmental expenditures, have contributed to a satisfactory budget position. For two of the war years (1939–40 and 1940–41) the accounts of the State showed deficiencies but in the four succeeding years there were surpluses, the net result for the period being a surplus of £1,029,275.

This statement of surplus conveys only a partial indication of the effect of the war upon the State's finances. The favourable budgetary position has encouraged the adoption of conservative financial practice, in the financing of capital services from revenue, the writing off of some long standing losses and the setting aside of funds to provide for future commitments. On the other hand renewal and maintenance works, which but for the war would have been carried out, have, perforce, been deferred. Substantial reserves have been made from earnings by the transport undertakings to provide for accruing maintenance and renewals.

Necessarily the creation of these reserves has added considerable strength to the Treasury cash position. At the close of the past financial year cash resources amounted to £10,110,477 6s. 10d., contrasted with £1,283,662 15s. 5d. at 30th June, 1939, £3,439,381 13s. 8d. at 30th June, 1938 and £3,856,040 12s. 1d. at 30th June, 1937. There is to be considered, moreover, an amount of £4,745,999 7s. 5d. collected by the Commonwealth as arrears of State income taxes under uniform taxation, which although not to be received until the close of the financial year which commences after the termination of the war, must be regarded as part of the State's cash reserves.

The raising of public loans by the Commonwealth on behalf of the State was discontinued in 1941-42, after which year expenditures on State works and services of a nature normally charged against borrowings, were financed from cash resources. Loans raised in the war years prior to this cessation amounted to £14,503,000. Operations of the Sinking Fund supplemented by a special repayment of Deficiency Treasury Bills were sufficient, however, during the past six years, to discharge debt in excess of the increase from fresh borrowings, the Loan Liability to the Commonwealth being £355,050,980 6s. 1d. at 30th June, 1945, as against £359,843,990 3s. 1d. at the close of the financial year preceding the outbreak of hostilities.

Funding of the Accumulated Deficiency.—As shown in the Account Current on pages 2 and 3 of the Public Accounts, the accumulated deficiency of the Consolidated Revenue Fund amounted to £30,941,811 7s. 10d. at 30th June, 1944. During the past financial year Treasury Bills totalling £31,930,000 were paid into the Fund, thus extinguishing the deficiency and leaving a credit balance, the first for nearly twenty years.

The Bills were originally issued to make good deficiencies of revenue in the years 1929-30 to 1934-35, but as authority to raise loans by means of Treasury Bills for deficiency purposes was not enacted by Parliament, proceeds were credited to a Treasury Suspense Account designated "Commonwealth Treasury Bills (Sydney) Account."

Legislative sanction to the borrowings was given by the Financial Agreement Act, 1944, and the formal application of the Bills for funding purposes was authorised by the Deficiency (Revenue) Act, 1944.

Payment of the Bills into Consolidated Revenue Fund completed the funding of the accumulated deficiency. In 1942-43 an amount of £5,916,817 19s. 10d. (the available proceeds of long term loans totalling £5,934,372 13s. 5d., raised to finance deficiencies incurred in several years after 1934-35) was similarly dealt with. After allowing for this earlier funding and for surpluses in more recent years, the amount of £31,930,000 Treasury Bills taken into the Fund exceeded the sum necessary to extinguish the deficiency by £988,188 12s. 2d.

The credit balance of the Consolidated Revenue Fund at 30th June, 1945, viz., £1,091,319 2s. 1d., is thus made up of this excess funding and the surplus of £103,130 9s. 11d. from operations of the past year.

The appearance of a credit balance in the Fund after many years of deficiency is of some moment, and the following table, which sets out the annual surplus or deficiency and the position of the Fund at the close of each year since 1927-28 culminating in the funding during the past year, may therefore be of interest:—

Year.	Annual Result.		Accumulated Deficiency.
	Surplus.	Deficiency.	
	£	£	£
1928-29... ..	593,169*	*
1929-30...	1,379,263	1,379,263
1930-31...	2,874,264	4,253,527
1931-32...	13,253,347	17,506,874
1932-33...	3,640,450	21,147,324
1933-34...	3,779,036	24,926,360
1934-35...	2,540,002	27,466,362
1935-36...	2,293,086	29,759,448
1936-37...	465,920	30,225,368
1937-38...	418,556	30,643,924
1938-39...	2,895,258	33,539,182
1939-40...	2,567,730	36,106,912
1940-41...	1,347,702	37,454,614
1941-42... ..	402,898	37,051,716
1942-43... ..	88,417	36,963,299
„	31,046,481†
1943-44... ..	104,669	30,941,812
1944-45... ..	103,131	30,838,681
„	Surplus 1,091,319‡

* Surplus distributed £327,129 to Railways and Tramways Fund and £266,040 to Family Endowment Fund.

† £5,916,818 funded in 1942-43.

‡ £31,930,000 funded in 1944-45.

It has to be borne in mind that the favourable position now shown in the Consolidated Revenue Fund has been accomplished by borrowings totalling £37,864,372 13s. 5d., and although some of this amount has since been repaid by sinking fund contributions and otherwise, the greater part remains a liability to be extinguished from future revenues.

As pointed out in previous reports, portion of the borrowings consisting of long term loans totalling £5,934,372 13s. 5d. is in course of repayment wholly by the State at the rate of £4 per cent. per annum. Contributions equal to the loans will thus be paid into the National Debt Sinking Fund over a period of approximately 17 years commencing from the date of each loan. On the other hand, until 30th June, 1944, contributions for Treasury Bills were made by the State at the rate of 5s. per cent. per annum, supplemented by 5s. per cent. per annum by the Commonwealth, equivalent to a repayment period of approximately fifty-three years.

The rate of contribution for Treasury Bills having been held to be at variance with the State's obligations under the Financial Agreement, the Agreement was amended by Act 29 of 1944, in order to validate the practice followed to 30th June, 1944. The amended Agreement also stipulated that the loans raised by Treasury Bills for deficiency purposes are to be regarded as special deficit loans, and to attract a sinking fund contribution of £1 per cent. per annum, of which the State is to pay 15s. per cent. and the Commonwealth 5s. per cent. The contributions are to be applied by the National Debt Commission to the repurchase or redemption of securities issued for the deficit loans (now, as explained on page 40 of this report, taking the form of debentures) and the State is to make a further annual payment equal to $4\frac{1}{2}$ per cent. of the value of securities so repurchased or redeemed. Contributions on this basis are to continue for thirty-nine years commencing at 1st July, 1944.

CONSOLIDATED REVENUE FUND.

	£	s.	d.
Receipts	34,853,602	17	4
Payments	34,750,472	7	5
Surplus	<u>£103,130</u>	<u>9</u>	<u>11</u>

In order to present a clear picture of revenue and expenditure operations proper of the Consolidated Revenue Fund, proceeds of deficiency borrowings totalling £31,930,000 taken into the Fund in 1944-45 to fund the accumulated deficiency are excluded from the total receipts as shown above, and similarly from statements of receipts and payments wherever used throughout this report.

In the following tabulation receipts and payments are compared under main headings and net results of operations are shown for the past five years :—

	1940-41. (a)	1941-42.	1942-43.	1943-44.	1944-45.
Receipts.	£	£	£	£	£
Commonwealth Contributions—					
In lieu of Income Tax	15,356,000	15,356,000	15,356,000
In lieu of Entertainment Tax	120,623	160,830	160,830
Interest on Public Debt	2,917,411	2,917,411	2,917,411	2,917,411	2,917,411
Taxation	21,585,843	22,270,551	5,241,590	5,144,495	5,534,204
Land Revenue	1,477,037	1,475,671	1,529,138	1,463,535	1,428,986
Receipts for Services Rendered	1,648,541	1,564,527	1,452,949	1,607,273	1,731,152
General Miscellaneous Receipts	2,575,442	2,809,703	3,560,090	3,775,207	7,725,020
£	30,204,274	31,037,863	30,177,801	30,424,751	34,853,603
Payments.					
Salaries and Payments in the Nature of Salary	9,550,767	9,691,263	9,860,382	10,216,154	10,455,741
Departmental Maintenance and Working Expenses	2,714,329	2,827,865	2,715,041	2,998,850	3,227,398
Other Services	10,976,813	9,735,465	9,146,949	8,701,983	12,629,622
Losses on Developmental Railway Lines	800,000	800,000	800,000	800,000	800,000
Interest	5,702,960	5,681,481	5,537,094	5,531,178	5,461,383
Exchange	900,431	868,747	888,766	848,403	798,615
Sinking Fund	906,676	1,030,144	1,141,151	1,223,514	1,377,713
£	31,551,976	30,634,965	30,089,383	30,320,082	34,750,472
Result.					
Surplus£	402,898	88,418	104,669	103,131
Deficiency£	1,347,702

(a) Consolidated Revenue Fund, Unemployment Relief Fund and Social Services Fund.

The large increase in receipts and payments for 1944-45 is accounted for by transactions relating to the permanent redemption of Deficiency Treasury Bills totalling £3,840,000. To permit of this redemption, sums of £2,500,000 from the Government Railways Fund, and £750,000 from the Sydney Harbour Trust Fund were transferred to Consolidated Revenue, the balance of £590,000 being met from revenues of the year. Aspects of the transactions so far as they affect the finances of the Department of Railways and the Sydney Harbour Trust will be referred to under the sections devoted to these activities, elsewhere in this report.

Against the expense of £590,000 borne by the general revenues in paying off deficiency borrowings, there is to be considered a "windfall" in the form of a receipt of £638,772 from the Commonwealth for the transfer of Garden Island, settlement of which had remained in abeyance over a number of years.

The Consolidated Revenue surplus was arrived at after bringing to account as expenditure, an amount of £300,000, consisting of £150,000, part of advances made in 1929-30 to enable the Department of Railways to meet interest, and £150,000 on account of sums advanced to the Family Endowment Fund prior to 1st July, 1932. These advances have, in effect, long formed part of the real deficiency of the State, although not recorded in the Consolidated Revenue Fund, and the sums brought into that fund in several recent years commencing 1940-41 have served only to deal with a relatively small portion of the total outstanding amount. This will be apparent from the statement hereunder:—

Particulars of Advance.	Amount.			Amount taken into Consolidated Revenue to 30th June, 1945.			Balance outstanding at 30th June, 1945.		
	£	s.	d.	£	s.	d.	£	s.	d.
Commissioner for Railways, 1929-30...	2,850,000	0	0	1,050,000	0	0	1,800,000	0	0
Commissioner for Railways, 1930-31...	4,200,000	0	0			4,200,000	0	0
Family Endowment Fund	2,498,983	16	1	150,000	0	0	2,348,983	16	1
Unemployment Relief Fund	42,446	3	0	42,446	3	0		
	<hr/>			<hr/>			<hr/>		
	£9,591,429	19	1	1,242,446	3	0	8,348,983	16	1
	<hr/>			<hr/>			<hr/>		

The practice of transferring the advances piecemeal against the Consolidated Revenue Fund—the amount so transferred being determined largely by what the finances can afford—has tended to obscure the true result of the revenue operations of each of the years concerned.

Certain payments appearing in the Consolidated Revenue Fund were, in fact, allocations to other funds or agencies for the purpose of providing for future expenditures. The more important of these consisted of £300,000 transferred to Special Deposits for post-war construction and reconstruction of Government offices and £100,000 paid to the Government Agency Department of the Rural Bank to meet Farmers' Debt Adjustment commitments anticipated to mature after the close of the year. Payments also included provision for working accounts and other amounts of a recoverable nature which should benefit the revenue in any year in which repayment is made.

REVIEW OF RECEIPTS—CONSOLIDATED REVENUE FUND.

Details of receipts for 1944-45 will be found on pages 4 to 11 of the Public Accounts. In the table hereunder the principal items are compared for the past three years :—

Public Accounts, 1944-45.	Receipt.	1942-43.	1943-44.	1944-45.	Comparison, 1943-44 and 1944-45.	
					Increase.	Decrease.
Page.		£	£	£	£	£
4	Commonwealth Grant—Uniform Income Taxation.....	15,356,000	15,356,000	15,356,000
4	Commonwealth Grant—Entertainments Tax	120,623	160,830	160,830
4	Commonwealth Contribution under the Financial Agreement	2,917,411	2,917,411	2,917,411
...	Income Tax collected by Central Office Melbourne on 29th June, 1942	102,685
4	Stamp Duties	1,244,180	1,272,538	1,402,338	129,800
4	Probate Duties	2,882,050	2,710,824	2,779,573	68,749
4	Racing Revenue	290,756	489,579	621,640	132,061
4	Licenses	674,338	668,351	728,051	59,700
...	Entertainments Tax	45,184
5	Land Sales, Leases, etc.	1,155,844	1,146,539	1,088,527	58,012
5	Mining Revenue	373,294	316,996	340,459	23,463
6	Pilotage, Harbour and Light Dues	279,298	291,510	293,900	2,390
6	Fees	561,945	591,813	642,677	50,864
7	Master in Lunacy—Maintenance of Patients	147,662	155,504	160,083	4,579
7	Grain Elevators—Handling Charges, etc.	234,013	304,177	377,211	73,034
8	Fines and Forfeitures	103,209	101,890	108,533	6,643
8	Forestry Revenue	224,369	225,825	224,108	1,717
8	Lotteries	945,250	1,203,930	1,343,245	139,315
8	Repayment of Part of Employers' Contribution to State Superannuation Board	328,728	322,024	285,612	36,412
8	Government Tourist Bureau	42,445	49,609	69,234	19,625
9	Repayments to Credit of Votes—Previous Years	550,260	846,076	789,705	56,371
8-9-10	Miscellaneous Interest Receipts	422,345	403,979	420,529	16,550
10	Commonwealth Contribution towards cost of Rail Passes Issued to Members of Defence Forces	125,000	158,000	143,000	15,000
10	Commonwealth Contribution—Air Raid Precautions	376,696	68,798	11,078	57,720
10	Sales of Farm Produce, Live Stock, Refuse Food, &c.—Farms and Institutions	59,238	72,165	66,925	5,240
10	Department of Prisons—Collections from Prison Industries	77,724	74,534	89,297	14,763
...	Final Adjustment under Commonwealth and State Joint Tax Collection Scheme	34,907
...	Commonwealth Contribution—Emergency Hospitalization.....	50,000
...	Profit on Sale of 3% 1944-46 Stock in London.....	29,901	29,901
11	Amounts Appropriated from Funds of Business Undertakings for Permanent Redemption of Treasury Bills	3,250,000	3,250,000
11	Payments to State in respect of Transfer of Garden Island to Commonwealth...	638,772	638,772
11	Government Insurance Office of New South Wales—Contributions in respect of Amount Representing the Equivalent of Income Tax on Net Profits... ..	10,698	10,121	60,233	50,112
Various	Miscellaneous Items	441,649	475,827	484,632	8,805
		£ 30,177,801	30,424,751	34,853,603	Net Increase, £4,428,852.	

Payment to the State by the Commonwealth under States Grants (Income Tax Reimbursement) Act, 1942, £15,356,000.—This amount is payable annually by the Commonwealth to the State, under uniform income taxation, details of which were outlined in a previous report. The agreement between the Commonwealth and the State provides that a further sum equal to arrears of State taxes collected by the Commonwealth is to be paid to the State, together with interest at not less than 3 per cent. per annum, at the termination of the present uniform taxation arrangement.

In 1944-45, arrears of taxes amounting to £526,010 2s. 11d. were collected on behalf of the State, increasing the principal sum to be paid by the Commonwealth to £4,745,999 7s. 5d. as at 30th June, 1945. This amount is subject to variation by subsequent transactions on account of arrears of taxes.

At 30th June, 1945, arrears of State taxes totalling £864,854 8s. 3d. were outstanding.

	£	s.	d.
Tax assessed and unpaid and amounts held in suspense at 30th June, 1944	937,880	16	11
Assessments issued 1944-45 on incomes prior to 30th June, 1941	441,133	12	2
	1,379,014	9	1
	£	s.	d.
Tax collected, refunds made and credit adjustments	484,055	0	5
Tax written off...	30,105	0	5
	514,160	0	10
Arrears at 30th June, 1945, made up of tax assessed and unpaid, £848,211 11s. 9d., and amounts held in suspense, £16,642 16s. 6d.	£864,854	8	3

Payment to the State by the Commonwealth in consideration of the State vacating the field of Entertainments Tax, £160,830.—The amount under this heading—stabilized at £160,830 per annum—is payable in terms of an arrangement between the Commonwealth and the State, which is to remain in force until the close of the financial year which commences “after the day upon which His Majesty ceases to be engaged in the present war.”

The payment by the Commonwealth replaces amounts previously collected by the State in terms of the Entertainments Tax Act, 1929, the Racing Taxation Act, 1937, and the Finance (Greyhound-racing Taxation) Act, 1931, as amended. In 1941-42, the last full year in which taxation under these Acts operated, a total sum of £160,830 was collected by the State.

Stamp and Probate Duties, £4,181,910 15s. 3d.—Collections under this heading increased by £198,548 14s. 11d., of which £129,800 2s. 0d. was on account of Stamp Duties and £68,748 12s. 11d. on account of Probate Duties.

Records of the Stamp Duties Office indicate a considerable increase in transactions in 1944-45, compared with the previous year.

	1943-44.	1944-45.
	£	£
Deeds—		
Contracts ...	229,167	284,060
Conveyances ...	24,445	29,977
Leases ...	13,425	15,207
Insurance Certificates ...	17,451	16,781
Miscellaneous ...	61,124	84,525
	345,612	430,550
Adhesive Stamps ...	510,857	522,826
Cheques ...	318,934	338,819
Share Transfers ...	21,358	26,306
Receipts ...	15,761	14,301
Bills of Exchange and Promissory Notes ...	16,498	17,260
Betting Tickets ...	57,877	65,053
Miscellaneous ...	896	902
	£ 1,287,793	1,416,017
Less Refunds ...	15,255	13,679
	£ 1,272,538	£1,402,338

Racing Revenue £621,640 6s. 0d.—Racing revenue increased by £132,060 18s. 6d.:—

	1941-42.	1942-43.	1943-44.	1944-45.
	£	£	£	£
Betting Taxes—				
Bookmakers (Taxation) Amendment Act No. 20, 1932	82,369	73,863	142,515	182,464
Racing Clubs and Associations	55,945	36,758	45,631	58,433
Bookmakers' Licenses	31,409	31,134	34,894	41,874
Totalizator Act, 1916-37	112,600	143,068	262,687	331,987
Racecourse Admission Tax (Greyhound Meetings)†	10,348	1,723
Greyhound Racing—15 per cent. of Gross Income	9,833	4,210	3,852	6,882
Total	£ 302,504	290,756	489,579	621,640

† Discontinued in 1942.

As will be seen, all headings of racing taxation showed an increase. The total for the year is the highest in the history of the State, exceeding by £74,063 12s. 0d. the previous record of £547,576 14s. 0d., reached in 1921-22, in which year, however, receipts included £155,630 4s. 1d. for racecourse admission tax which is not now a source of State revenue.

The summarised statement hereunder shows the revenue derived from racing operations during the period 1930-31 to 1944-45, inclusive.

Year.	Bookmakers' Taxes and Licenses.	Winning Bets Tax.	Totalizator.	Racecourse Admission Taxes.	Greyhound Racing—15 per cent. of Gross Income.	Total.
	£	£	£	£	£	£
1930-31	88,623	227,650	142,939	86,579	545,791
1931-32	82,933	204,098	122,049	76,992	486,072
1932-33	163,679	27,367	104,231	71,459	366,736
1933-34	180,594	187	110,567	78,780	370,128
1934-35	183,877	68	119,790	82,016	385,751
1935-36	214,803	30	115,611	87,787	418,231
1936-37	229,988	43	114,720	88,000	432,751
1937-38	196,374	18	97,082	48,933	5,816	348,223
1938-39	168,879	36	94,155	14,371	14,272	291,713
1939-40	191,707	12	102,508	13,104	13,106	320,437
1940-41	200,036	14	121,771	14,160	13,421	349,402
1941-42	169,723	112,600	10,348	9,833	302,504
1942-43	141,755	143,068	1,723	4,210	290,756
1943-44	223,040	262,687	3,852	489,579
1944-45	282,771	331,987	6,882	621,640

Licenses £728,051 6s. 7d.—The major receipt under this heading is derived from liquor licenses, fees for which are assessed on the value of liquor purchases by holders of licenses for the twelve months ended each 31st December.

Liquor purchases by licensed premises, assessed for the twelve months ended 31st December, 1944, amounted to £14,580,724. A comparison with previous years shows:—

Year.	Amount.
	£
1939... ..	9,793,965
1940... ..	11,034,142
1941... ..	12,384,643
1942... ..	13,210,413
1943... ..	14,569,427
1944... ..	14,580,724

The considerable increase in the value of purchases over the period 1939 to 1943 is due mainly to higher prices payable for liquor as a result of additional excise imposed in the years 1940, 1941 and 1942.

Land—Sales, Leases, etc., £1,088,526 16s. 2d.—Detailed comparisons of receipts under the various headings of land revenue for the past four years are :—

	1941-42.	1942-43.	1943-44.	1944-45.
	£	£	£	£
Alienations	621,584	606,555	580,689	535,723
Leases	384,882	405,081	425,259	411,322
Western Lands Division	116,635	119,495	118,621	119,028
Miscellaneous	30,353	24,713	21,970	22,454
Total	£ 1,153,454	1,155,844	1,146,539	1,088,527

The rapidly declining value of land alienations as a source of public revenue is apparent from the statement. Holdings made available for purchase in recent years have been small in extent and mostly confined to the Metropolitan District.

Commencing at 5th June, 1944, receipts from snow leases and permissive occupancies in the Kosciusko State Park area have been taken into a Treasury fund set up by the Kosciusko State Park Act, 1944, for expenditure on purposes named by that Act. The decrease in receipts from leases for 1944-45, as shown by the tabulation, is mainly attributable to this change.

Mining, £340,458 15s. 3d.—

	1941-42.	1942-43.	1943-44.	1944-45.
	£	£	£	£
Royalty on Minerals :—				
Coal	£ 220,000	262,167	249,403	261,131
Silver, Lead, Zinc	67,381	82,346	38,894	53,785
Gold and Other Minerals	15,820	11,685	12,210	11,037
Total Royalty	£ 303,201	356,198	300,507	325,953
Mining Leases	17,611	16,615	16,433	17,027
Miners' Rights and Business Licenses	1,749	1,528	1,403	1,397
Other Receipts	3,525	2,695	2,467	2,255
	£ 326,086	377,036	320,810	346,632
Less Refunds	3,869	3,742	3,814	6,173
Total	£ 322,217	373,294	316,996	340,459

Assessments of mining royalty are calculated on production and profits from mining operations in each calendar year.

Although production for 1944 was less than that of 1943, coal mining royalty showed an increase, due in part to collections of arrears following more extensive examination of colliery production records by the Mines Department. The expiry of old leases and their renewal at higher royalty rates provided by mining legislation now in force, is a factor tending to a progressive annual increase in royalty from coal.

The greater royalty from silver, lead and zinc is accounted for wholly by a higher level of production and profit from mining operations at Broken Hill.

Fees, £642,676 13s. 11d.—Collections increased by £50,864 2s. 1d. of which £21,682 3s. 6d. is accounted for under the heading of Registrar-General, £6,973 0s. 3d. from Technical Education and £10,147 14s. 6d. from the Registrar in Divorce. Fees from the last-named source increased by almost 50 per cent. compared with the preceding year.

Grain Elevators—Handling Charges, etc., £377,211 0s. 3d.—Control of wheat harvests from the season 1939–40 onwards passed to the Australian Wheat Board. The State as owner of the facilities for the bulk handling of wheat was, until the close of the 1941–42 season, reimbursed by the Board on the basis of fees for handling and storage.

An arrangement between the Commonwealth and the State, whereby the latter is to be recouped operating costs for each year, plus capital charges, came into operation commencing with the season 1942–43. Except for a small amount outstanding, the receipt of £377,211 0s. 3d. completes the payment to the State up to the close of the 1943–44 season.

Forestry Revenue, £224,108 9s. 7d.—This is the balance of forestry receipts remaining to the credit of Consolidated Revenue 1944–45, after the withdrawal in accordance with Section 13 of the Forestry Act, of a sum of £229,684 12s. 2d., for allocation to a special afforestation account.

My report upon the Public Accounts for 1943–44 invited attention to a contravention of the Forestry Act whereby forestry receipts legally payable to Consolidated Revenue are being utilized by the Forestry Commission for the purpose of financing working accounts. In an advising obtained by the Commissioner during the year the Crown Solicitor suggested that should it be desired to continue the financial arrangements which give rise to this contravention, Parliamentary sanction should be obtained. The procedure referred to in my last report still prevails.

Examination of Forestry accounts in 1944–45 disclosed a number of unsatisfactory features in country offices, including errors in raising accounts for royalty, omissions to charge timber-getters for timber taken from Crown lands and, in two instances, defalcations by accounting officers.

Following my report to the Treasurer upon matters disclosed by examination of the accounts of a particular district, I have been advised that the Public Service Board have decided to hold an investigation under Section 9 of the Public Service Act, 1902, into the general working of the office of the Forestry Commission, with particular reference to the system of account-keeping and control, and the supervision and collection of revenue in district offices.

Lotteries, £1,343,245.—Operations of the lotteries reached a new high level in 1944–45, one hundred and thirty-five lotteries being completed and drawn, compared with one hundred and twenty one in 1943–44 and ninety-five in 1942–43.

The amount of £1,343,245 taken into Consolidated Revenue as a receipt is the gross proceeds of lotteries after providing for prizes. Administrative expenses of the Lottery Office are met from annual votes and appear in the Public Accounts as expenditures. Allowing for such expenses, operations in 1944–45 resulted in a net surplus of £1,275,871 0s. 3d.

	£	s.	d.
Subscriptions to Lotteries completed in 1944-45	3,543,750	0	0
Prize Money	2,200,505	0	0
Gross proceeds of Lotteries	1,343,245	0	0
Miscellaneous receipts	118	11	4
	1,343,363	11	4
<i>Deduct—</i>			
Administrative Expenses—	£	s.	d.
Salaries and Overtime	45,629	19	7
Printing	9,061	7	0
Advertising	4,581	8	8
Rent	3,000	0	0
Stores and Stationery	863	12	8
Postal, Telegraphic and Ex- change	1,080	6	0
Difference in pay, etc., to Officers on Military Service	1,058	17	5
Other Expenses	2,216	19	9
	67,492	11	1
Net Surplus	£1,275,871	0	3

Since their commencement in 1931-32, lotteries have yielded a total surplus of £11,393,378 8s. 3d. Details are :—

Year.	Number of Lotteries.	Proceeds of Lotteries and miscellaneous receipts credited to Consolidated Revenue Fund.	Administrative Expenses charged to Consolidated Revenue Fund.	Net Surplus.
		£ s. d.	£ s. d.	£ s. d.
1931-32...	65	747,203 7 6	69,064 3 7	698,039 3 11*
1932-33...	80	804,190 0 0	62,125 14 4	722,164 5 8*
1933-34...	70	696,531 18 0	55,340 13 9	641,191 4 3
1934-35...	68	676,632 18 6	50,496 15 2	626,136 3 4
1935-36...	74	736,320 18 0	51,161 18 9	685,158 19 3
1936-37...	77	766,094 13 9	53,329 4 10	712,765 8 11
1937-38...	85	845,776 3 1	53,592 11 3	792,183 11 10
1938-39...	91	905,458 0 5	55,673 11 5	849,784 9 0
1939-40...	87	865,713 17 2	55,646 11 2	810,067 6 0
1940-41...	84	836,113 12 10	52,044 3 10	784,069 9 0
1941-42...	82	815,937 17 9	53,911 14 7	762,026 3 2
1942-43...	95	946,271 0 3	52,125 5 8	894,145 14 7
1943-44...	121	1,204,021 7 8	64,245 18 7	1,139,775 9 1
1944-45...	135	1,343,363 11 4	67,492 11 1	1,275,871 0 3
TOTAL	1,214		£	11,393,378 8 3

* £19,900 portion of surplus for 1931-32, credited to Consolidated Revenue, 1932-33.

According to records of the Lottery Office, unclaimed prizes totalling £23,495 had been transferred to Consolidated Revenue Fund to 30th June, 1945. Refunds therefrom amounted to £115, leaving a net credit of £23,380. Prizes taken into Consolidated Revenue as unclaimed relate to lotteries completed to 30th June, 1943 and include one major amount.

In reporting upon the audit of the accounts of the Lottery Office for 1944-45 the attention of the Treasurer was invited to aspects of the procedure in connection with unclaimed prizes.

Payment to the State in respect of Transfer of Garden Island to the Commonwealth, £638,772.—From 1865 until 1913 Garden Island was used by the Royal Navy under an arrangement for transfer of the Island to the Imperial Authorities for naval purposes. During this period considerable sums were expended in the erection of wharves, buildings, and other installations.

The Commonwealth assumed control of the Island from 1st July, 1913, at which date the value of the improvements was estimated at £303,000. Ownership of the Island which had been the subject of legal action between the Commonwealth and the State, was determined by the Privy Council in 1929, in favour of the State.

Negotiations between the Commonwealth and the State for reimbursement of the value of the property were completed in 1944, when settlement was agreed upon, as follows :—

- (a) Payment by the Commonwealth of a sum of £303,000 representing the agreed value of the property (excluding land) as at 1st July, 1913.
- (b) No payment to be made for the site.
- (c) The Commonwealth to pay interest on the amount of £303,000 from 1st July, 1913, to the date of settlement, at 3½ per cent. per annum.

The amount received by the State is made up of the agreed purchase price, £303,000 together with interest thereon, £335,772.

Government Insurance Office—Contributions in respect of amount representing the equivalent of Income Tax on Net Profits for the year 1943-44, £60,233 7s. 4d.
—The Government Insurance Office, whilst not legally liable for payment of income tax, is obliged by Section 10A (1) of the Government Insurance Act, 1927-1943, to pay to the Treasury such sums as the Treasurer deems to be the equivalent of the tax the office would have to meet were it so liable. The amount paid to the Treasury is taken into Consolidated Revenue.

The increase in the payment by the office for 1944-45 is attributable to higher profits earned in the assessment year 1943-44, mainly in the Workers' Compensation Department, and the total payment, which is based on an assessment made by the Taxation Department, comprises the equivalent of Income Tax £44,551 10s. 0d. and War Time (Company) Tax £15,681 17s. 4d.

REVIEW OF EXPENDITURE—CONSOLIDATED REVENUE FUND.

Details of expenditure from the Consolidated Revenue Fund for 1944-45 arranged in the same form and under the same divisions as adopted in the annual Appropriation Act will be found on pages 12 to 80 of the Public Accounts. Special Appropriations are shown on pages 81 and 82.

The classification appearing on the next page is intended to group the expenditures of the past year under a number of broad headings and to compare amounts under these headings over a series of years. For the purpose of this comparison, expenditures of preceding years are shown according to the manner in which they were allocated to headings in the compilations for each particular year.

Changes in the nature of services met by public expenditures make it difficult to maintain consistency in a classification which, whilst designed to cover a lengthy period of operations, should desirably be encompassed within a single page of this report. Wherever possible, however, an item of expenditure which reaches an appreciable amount in any year is given prominence by a special classification, although the same item, when dealt with in an earlier year might, on account of its relative smallness, have been included under a heading of Miscellaneous. As an illustration of this, the heading of Drought, Flood and Bush Fire Relief figures in the compilation for the first time in 1944-45, the smaller outlay of previous years having been absorbed under other Miscellaneous headings.

Comparison of Expenditure—Years 1940-41 to 1944-45.

	1940-41.	1941-42.	1942-43.	1943-44.	1944-45.
Salaries and Payments in the Nature of Salary—	£	£	£	£	£
Salaries, Temporary Assistance and Allowances	9,275,694	9,323,445	9,454,722	9,801,101	10,084,839
Officers on Leave prior to Retirement	75,704	71,626	69,427	89,490	101,253
Monetary Value of Leave Payable to Dependent Relatives of Deceased Officers.....	16,219	15,843	22,968	22,924	20,303
Overtime	25,639	46,841	58,493	81,339	90,642
Difference in pay, Officers with the Forces.....	157,511	233,508	254,772	221,300	158,704
£	9,550,767	9,691,263	9,860,382	10,216,154	10,455,741
Departmental Maintenance and Working Expenses—					
Insurances	28,176	25,832	32,811	60,069	61,755
Travelling and Removal Expenses	300,862	278,882	275,828	298,472	315,612
Maintenance of Motor Vehicles, etc.	76,279	58,596	45,908	68,498	89,464
Conveyance of School Children and Teachers.....	34,550	28,427	27,554	28,575	28,465
Allowances to Police (for Quarters and Expensive Districts)	103,266	102,313	104,490	111,969	107,292
Allowances for Uniforms to Police and Nurses	29,772	29,987	30,789	30,684	32,006
Gratuities to Inmates of Public Institutions	23,526	23,564	22,727	24,154	29,552
Postal, Telegraphic, and Telephones	153,552	156,049	149,165	143,420	142,171
Stores and Stationery	479,290	473,466	465,602	511,748	586,321
Plant and Equipment.....	145,540	178,677	141,607	152,828	191,107
Expenses in Connection with Buildings and Sites—					
Rents and Cleaning	239,640	254,402	253,307	256,209	255,233
Additions, Maintenance, Repairs, and Renewals	300,309	438,814	415,249	483,919	571,428
Sewerage and Water Rates	68,371	68,463	64,592	67,154	66,143
Lighting and Heating and Fuel	116,941	114,555	126,534	145,820	132,432
Provisions for Institutions	302,070	310,046	339,256	368,822	383,574
Maintenance of Institutions	64,640	60,528	49,248	51,452	56,688
Elections, Referendums, etc.	34,577	2,987	592	29,403	3,119
Government Tourist Bureau and Tourist Resorts—					
Stores and Provisions	20,042	23,102	9,689	8,096	15,418
Rail, Motor, and other Tour Expenses	33,659	32,333	12,514	14,566	15,904
Miscellaneous	159,268	166,842	147,579	142,992	143,714
£	2,714,350	2,827,865	2,715,041	2,998,850	3,227,398
Other Services—					
Commission and Management Expenses on Government Loans ...	26,591	29,757	24,344	29,901	20,213
Pensions and Gratuities	373,304	440,871	378,776	403,627	409,343
Employers' Contribution to the Superannuation Fund	336,929	378,108	357,568	440,890	469,614
Maintenance of Public Works and Services	230,808	232,578	233,946	340,695	362,046
Acquisitions, Improvements, and Resumptions of Land, Parks, etc.	5,156	5,529	8,850	9,661	7,622
Grants, Contributions, and Subsidies—					
Hospitals	1,285,253	1,607,422	1,859,443	2,108,194	2,235,306
Charitable Institutions	15,552	15,584	14,749	19,141	21,472
Shire, Municipal and Park	357,472	377,993	380,724	363,204	364,080
Educational and Scientific	143,362	160,767	151,849	218,197	242,523
Training of Apprentices	78,568	15,799	1,030	134
Board of Fire Commissioners	122,307	131,645	139,836	142,754	141,761
Ambulance Services	30,900	41,175	41,175	42,178	46,000
Milk Industry Subsidies	42,590	5,796	72,000
Friendly Societies	80,774	83,498	94,037	95,075	94,386
Workmen's Compensation (Broken Hill)	47,342	47,349	50,126	45,756	46,304
Other	104,200	189,644	113,036	181,171	187,656
Scholarships and Bursaries	88,872	116,438	96,806	116,702	153,980
Assistance to Families	221,895	200,152	157,893	143,486	144,696
Maintenance under Child Welfare Act.....	76,048	67,490	60,479	56,752	50,929
Widows' Pensions	609,037	568,246	177,026	167,217	154,398
Food Relief	1,370,699	584,868	353,038	189,650	202,797
Contribution for Services of Police in connection with Food Relief	30,000
Family Endowment	1,337,489	10,760
Housing	200,000	308,453	248,354	322,035	43,184
Drought, Flood and Bush Fire Relief.....	521,408
Charitable Relief	167,170	75,959	97,585	72,204	84,665
Works, Grants, Loans and Advances (including Unemployment Relief, Afforestation and Work of a quasi-Capital nature) ...	2,200,585	1,228,579	376,150	298,469	127,428
Provision for Construction and Reconstruction of Government Offices during the post-war period	200,000	300,000	300,000
Work in connection with Munition Factories	115,947	87,740	7,057
Rail and Tram Concessions	694,364	555,052	510,190	711,041	615,780
Reimbursement of Losses, and Rebates—Shipment of Coal	45,717	14,818	1
Rural Bank—Government Agency Administrative Costs	189,710	169,703	167,891	148,500	143,111
Fish River Water Supply Scheme	175,000	69,092
Resumption of Land—St. Andrew's Cathedral and Baptist Union of New South Wales—Act 32 of 1935	20,018
Advances under the Co-operative Scheme of Food Production and Farm Mechanisation	100,000	50,000
Special War Precautions and National Emergency Services	30,520	878,677	1,275,502	315,989	114,991
Emergency Wheat Storage	4,501
Rural Reconstruction—Payments to Vacating Settlers, etc.	6,952	7,400	13,986	3,348	1,529
To meet losses charged to Account "Advances for Departmental Working, etc."	250,000	392,895	325,000	312,454
Contributions on account of Deficiencies—Water Supply Schemes	34,022	32,489	31,530	24,796
Federal Pay Roll Tax	258,398	256,849	264,260	397,142
Contribution in respect of Fixed Property, Plant, and Stock and War Risks Insurance	67,276	73,567	30,484	175
Production of Charcoal	177,092	62,245	60,977
Recoverable Amounts.....	70,637	432,005	380,310	244,587	445,787
Miscellaneous	124,081	179,768	148,257	140,772	153,763
£	10,976,813	9,735,465	9,146,949	8,701,983	8,789,622
Special Items—					
Losses on Developmental Lines—Contribution to Railway Fund £	800,000	800,000	800,000	800,000	800,000
Redemption of Deficiency Borrowings	3,840,000
Interest	5,702,960	5,681,482	5,537,094	5,531,178	5,461,383
Exchange	900,431	868,747	888,766	848,403	798,615
Sinking Fund	906,675	1,030,144	1,141,151	1,223,514	1,377,713
£	7,510,066	7,580,373	7,567,011	7,603,095	7,637,711
Grand Total	£ 31,551,976	30,634,966	30,089,383	30,320,082	34,750,472

Expenditure from the Vote "To provide for Grants, Loans, Advances, and for Public Works and Services Generally."—Contrasted with £1,000,000 voted under this heading for each of the two preceding years, an amount of £700,000 was provided in the Estimates for 1944–45. Expenditure was £652,918 8s. 11d. Details showing the varied nature of the services upon which this expenditure was incurred will be found on page 90 of the Public Accounts.

In previous reports I have commented upon the significance of this all-embracing vote as indicating a tendency towards departure from the system of Parliamentary financial control, and have emphasised that effective control by Parliament of expenditure can only be preserved by the practice of voting specific amounts for specific services.

Crown Contributions to the State Superannuation Fund.—Contributions to the State Superannuation Fund by the Crown in 1944–45 resulted in a net cost of £175,421 0s. 6d. to Consolidated Revenue as against £108,737 7s. 11d. in 1943–44.

	1943–44.			1944–45.		
	£	s.	d.	£	s.	d.
Employer's Liability to the State Superannuation Fund (Public Accounts 1944–45, page 81) ...	360,000	0	0	385,500	0	0
Additional payment in terms of Superannuation (Amendment) Act 1944 (Public Accounts 1944–45, page 31) ...	80,000	0	0	80,000	0	0
	440,000	0	0	465,500	0	0
<i>Less—</i>						
Repayment of part of Employer's Contributions (Public Accounts 1944–45, page 8) ...	322,024	0	0	285,612	0	0
Repayment of Crown contributions overpaid in previous year (Public Accounts 1944–45, page 9, included under " <i>Repayments to Credit of Consolidated Revenue Fund Votes—Previous Years</i> ") ...	9,238	12	1	4,466	19	6
Net Cost to Consolidated Revenue ...	£108,737	7	11	175,421	0	6

The year just closed is the second under the new method of contribution laid down by the Superannuation (Amendment) Act, 1944, details of which were given in my last report upon the Public Accounts.

Three factors contributed almost entirely to the net increase of £66,683 12s. 7d. in Crown contributions for 1944–45—

- (a) the progressive annual increase in pension payments, of which the Crown is obliged to meet a prescribed proportion;
- (b) the additional Crown liability under the amending Act of 1944, whereby contributions for entrants after 30th June, 1944, and for additional units of pension taken up by existing contributors after that date are to be met on a pound for pound basis;
- (c) the reduced instalment received by the Treasury in part refund of contributions deemed to have been overpaid prior to 1st July, 1929.

By the Superannuation (Amendment) Act, No. 11 1944, the Crown, while continuing to be liable for a prescribed proportion of pension payments as well as pound for pound contributions for new entrants, and in respect of additional

units taken up by existing contributors, is also obliged to pay into the fund a sum of £3,832,000. This sum is to be paid by annual Parliamentary appropriations of not less than £80,000, and two such payments have now been made.

Subsection (5) of section 2B of the Superannuation (Amendment) Act, 1930, as inserted by the Amendment Act of 1944, provides:—

“The sum or any instalment or instalments of that sum so paid, together with interest earned thereon, shall be applied in reduction of the liability under section two of this Act of the Government of New South Wales in such manner and to such extent as may be agreed upon between the State Superannuation Board and the Colonial Treasurer.”

It would seem, therefore, that the subsection contemplates the application, at some future period, of the balance accumulated from this special payment, together with interest, in reduction of the Government's annual contribution liability “in such manner and to such extent as may be agreed upon between the State Superannuation Board and the Colonial Treasurer.” Records which will enable it to determine the sum which might be subject to any such agreement are being kept by the Board.

Grants, Contributions, and Subsidies to Hospitals.—The annual contribution from Consolidated Revenue for hospital purposes is provided mainly by a vote on the Estimates of the Minister for Public Health, proceeds of the vote being paid into the Hospital Fund constituted under the Public Hospitals Act. The amount of the vote for 1944–45 was £1,700,000, but this was supplemented by £2,000 from Treasurer's Advance and by £220,452 charged as Payments Unauthorised in Suspense, making a total of £1,922,452.

Other major allocations for hospital services included £140,120 3s. 11d. taken on the Estimates of the Treasurer to meet Government guarantees of loans under Section 37 of the Public Hospitals Act and £165,278 from the Treasury Vote “To provide for Grants, Loans, Advances, and for Public Works and Services generally.”

Inclusive of additional items of a minor nature, the total expenditure from Consolidated Revenue in 1944–45 for grants, contributions, and subsidies to hospitals was £2,235,305 13s. 10d., of which £2,229,370 8s. 0d. was paid into the Hospital Fund.

A comparison with previous years shows:—

							£
1936–37	898,018
1937–38	1,032,853
1938–39	1,020,076
1939–40	1,295,092
1940–41	1,285,253
1941–42	1,607,422
1942–43	1,859,443
1943–44	2,108,194
1944–45	2,235,306

In the following statement receipts into the Hospital Fund from Consolidated Revenue and other revenue sources and disbursements from the fund on grants, subsidies, and contributions to hospitals are set out for the past financial year.

Receipts.		Payments.	
	£		£
Grants from Consolidated Revenue Fund	2,229,371	Subsidies and other Assistance to Hospitals	1,849,567
Transfer from Funds of Government Insurance Office, Section 15 (1), Government Insurance Act	25,639	Loan Instalments met under Section 37, Hospitals Act	143,198
Receipts from Hospitals on Account of Buildings and Equipment Advances ...	130,063	Repayments of Guaranteed Overdrafts...	82,784
Australian Hospital Magazine Advertising and Subscriptions	1,141	Payments on behalf of Hospitals for Buildings and Equipment	117,982
	2,386,214	Cost of Publication—Australian Hospital Magazine	1,234
		Administrative Expenses — Hospitals Commission	13,499
		Sundries	887
			2,209,151
Balance at 1st July, 1944	874,450	Balance at 30th June, 1945	1,051,513
	£ 3,260,664		£ 3,260,664

Portion of the balance of £1,051,513 6s. 2d. revenue moneys in the fund at 30th June, 1945, is held to provide for special building commitments, including £198,190 7s. 7d. for a cancer hospital.

Rice-growing Project, Wakool.—In 1942–43, an advance of £37,000 was provided from Consolidated Revenue to finance a rice-growing project by the Water Conservation and Irrigation Commission at Wakool. This amount was supplemented by £125,250 in 1943–44 and £115,500 in 1944–45, making a total provision of £277,750, allocated £151,000 for capital expenditure and £126,750 for working expenses.

The rice planting area was leased from a private landholder and water for the project was obtained through the Wakool Domestic and Stock Water Supply and Irrigation District. Portion of the work associated with the preparation and harvesting of the crop was carried out by prisoners of war, the cost of maintaining the prisoners and the allowances paid to them being charged against the project.

Expenditure on earthworks, building, plant and other capital assets to 30th June, 1945, amounted to £140,493 5s. 6d.

Accounts relating to the 1943–44 rice crop, the first to be harvested, show a surplus of £29,966 9s. 10d.

Income—		£	s.	d.	£	s.	d.
Sales of Rice		87,838	3	3			
„ Rice Straw		12,651	2	4			
Seed Rice transferred to 1944–45 Season		3,431	6	3			
Total Income					103,920	11	10
Expenditure—							
Land Preparation... ..		8,390	5	3			
Purchase of Seed Rice		2,911	17	5			
Water		7,894	18	0			
Harvesting		33,595	9	0			
Rent of Land		1,844	13	8			
Farm and Crop Maintenance and Supervision		10,299	0	9			
Pay Roll Tax		468	4	1			
Depreciation		8,549	13	10			
Total Expenditure					73,954	2	0
Net Surplus					£29,966	9	10

Operations of the project have not been financed on the circulating fund principle, the practice being to pay the gross proceeds of crops to the Treasury in repayment of advances. To 30th June, 1945, repayments have amounted to £100,926 1s. 10d., thus leaving £176,823 18s. 2d. outstanding at that date against total advances of £277,750. Amounts repaid to the Treasury were taken into Consolidated Revenue, 1944-45—£69,299 13s. 10d. as a receipt and £31,626 8s. 0d. in reduction of advances for the year. The amount of £83,873 12s. 0d. which appears as expenditure on page 90 of the Public Accounts is made up of advances £115,500 less repayments £31,626 8s. 0d.

Expenditure on Freight Concessions and Contribution to the Commissioner for Railways for Losses on Developmental Lines.—Payments under this heading were voted in 1944-45 under a single item on the estimates of the Treasurer and a collated statement of expenditure which it had been customary to include in this report will be found on page 32 of the Public Accounts.

The total expenditure for the year was £1,288,719 11s. 1d., of which £1,286,390 19s. 1d. related to losses on developmental lines and concessions on account of rail travel and freights. Against the expenditure on railway concessions there should be set off an amount of £143,000 received from the Commonwealth Government towards the cost of rail passes issued to members of the defence forces and taken into revenue as a receipt.

It will be observed that an amount of £800,000 was again paid to the Commissioner as a contribution for losses on developmental lines. This is the maximum payable under Section 41R of the Government Railways Act of 1928, and follows the practice in each year since the Act came into operation. The machinery set up by the Act to determine the extent of the contribution has not at any time been invoked.

Provision for Construction and Reconstruction of Government Offices during the Post-war Period.—Commencing in 1942-43, an amount has been provided each year from Consolidated Revenue and credited to an account in Special Deposits as provision for the construction and reconstruction of Government offices in the post-war period. The total so provided to 30th June, 1945, was £800,000, against which £9,466 4s. 9d. had been expended, leaving a balance of £790,533 15s. 3d. Details are :—

Allocations from Consolidated Revenue—								£	s.	d.
1942-43	200,000	0	0
1943-44	300,000	0	0
1944-45	300,000	0	0
								800,000	0	0
<i>Less—</i>								£	s.	d.
Purchases of Buildings	9,386	4	9
Preparations of Models of Locality Planning	80	0	0
								9,466	4	9
Balance 30th June, 1945 (<i>vide</i> Public										
Accounts, page 104)								£790,533	15	3

Bungendore to Captain's Flat Railway.—The conditions governing financial operations of the Bungendore to Captain's Flat Railway are embodied in an agreement entered into in 1937 between the Colonial Treasurer, Lake George Mines Limited and the Lake George Mining Corporation Limited, and ratified by the Bungendore to Captain's Flat Railway Agreement Ratification Act, 1937.

Under the agreement, Lake George Mines Limited is required to pay one-halfpenny per ton per mile in addition to the usual freight rate on all goods carried over the line on behalf of the company. These special payments are credited to a fund at the Treasury, to be applied towards meeting operating deficiencies, interest on the capital cost, and other charges; any surplus remaining after meeting these expenses is to be refunded to the company.

According to records kept by the Department of Railways, earnings of the line from the commencement of traffic to 30th June, 1944, together with the special payments made by the company, have been sufficient only to repay operating costs, and provide a small contribution towards a fund for asset renewals. Interest and Sinking Fund charges, shown in the books of the Railway Department as amounting to £60,816 6s. 9d. to 30th June, 1944, have been met from Consolidated Revenue.

Fish River Water Supply.—On the basis of an estimated cost of £818,412, this scheme, which is to supply the shale oil works at Glen Davis and certain towns in the neighbourhood, is to be financed by the Commonwealth and State Governments and Local Government bodies in the following proportions:—

	£
Commonwealth Government	402,537
State of New South Wales	248,375
Lithgow Municipal Council	102,000
Blaxland Shire Council	60,350
Oberon Shire Council	5,150
	<hr/>
	£818,412
	<hr/>

Construction is being carried out by the Department of Public Works, and the Fish River Water Supply Administration Act enacted during the past financial year provides for the appointment of the Minister for Public Works as administrator to control the scheme.

Expenditure on construction is met in the first instance from funds made available by the Commonwealth, subject to recoupment of their due proportion by the State and other bodies. To 30th June, 1945, an amount of £244,092, made up of £175,000 in 1943–44 and £69,092 in 1944–45, was provided from Consolidated Revenue and credited to an account in Special Deposits to meet claims by the Commonwealth for recoupment. The amount actually expended upon construction to 30th June, 1945, as shown in the books of the Department of Public Works, was £688,453 17s. 11d.

Grant to the Broken Hill Water Board in connection with the provision of an Emergency Water Supply.—Owing to recent drought conditions, the Broken Hill Water Board was compelled to obtain an emergency water supply. Water was conveyed by the Department of Railways from the Darling River, at Menindie, at a charge of 10s. 0d. per 1,000 gallons delivered at Broken Hill. Up to the close of the Board's 1944 accounting year, 60,384,000 gallons were so conveyed, of which 40,479,208 gallons were taken by mining companies at special rates, while the balance, 19,904,792 gallons, was reticulated through the town system.

The emergency supply involved an expenditure to 31st December last of £35,186 7s. 8d., of which £1,778 10s. 0d., made up of plant acquisitions, was capitalised, and £33,407 17s. 8d. was charged to revenue. Special payments by the mining companies are estimated to have yielded £20,239 12s. 0d. A loss of £13,168 5s. 8d. was thus incurred by the Board in obtaining the supply, and a grant of £8,000 was made by the Treasury towards meeting this loss, the balance of £5,168 5s. 8d. remaining a charge upon operations for the year.

Drought, Flood, and Bushfire Relief.—Special relief measures under this heading resulted in an expenditure of £521,408 4s. 11d. from Consolidated Revenue in 1944–45. Details are :—

	£	s.	d.
Supplementation on a pound for pound basis of £475,000 provided by the Commonwealth for Drought Relief to Cereal Growers	475,000	0	0
Financial Assistance to Primary Producers for Flood Relief	30,000	0	0
Grants to Councils for Flood Damage	7,500	0	0
Bushfire Relief	2,500	0	0
Contribution to the Bushfire Fighters Compensation Fund established under the Workers' Compensation (Bushfire Fighters) Act, 1944 ...	6,408	4	11
	<u>£521,408</u>	<u>4</u>	<u>11</u>

In addition to the foregoing, £100,000 was made available from revenue to finance repayable advances to necessitous persons by the Government Agency Department of the Rural Bank under a scheme of drought relief initiated in 1941–42. This followed provisions for a similar purpose of £100,000 in 1941–42 and £50,000 in 1943–44.

Pay-roll Tax.—Tax under the Commonwealth Acts, Pay-roll Tax Assessment, 1941, and Pay-roll Tax, 1941, is paid annually by the State on the basis of interim calculations, which are subject to adjustment after each 30th June. The amount of tax paid from Consolidated Revenue in 1944–45 was £393,686 15s. 1d. This represents only that portion of the total Pay-roll Tax met by the Government which is charged to Consolidated Revenue, and is exclusive of additional payments met from other accounts and funds, including the General Loan Account. Tax payable by business undertakings and statutory bodies is met from their own funds.

Drought Relief Subsidy to Milk Producers.—In accordance with recommendations of a special committee set up by the Commonwealth to examine and report upon a method of distributing drought relief to producers of whole milk in the Sydney and Newcastle Milk Zone, payments equal to 4½d. per gallon on milk produced for the months of December, 1944, and January, 1945, and 1½d. per gallon for the month of February, 1945, were made to producers.

The distribution of the payments was carried out by the Milk Board from funds provided by the Treasury under an arrangement by which the Commonwealth and State were to share the cost, the State's proportion to be limited to 40 per cent. with a maximum of £72,000. This amount was met by the State from Consolidated Revenue under the heading "Payments Unauthorised in Suspense" while at 30th June, 1945, additional disbursements by the State totalling £108,000 were charged to the account "Advances for Departmental Working Account, etc." in anticipation of recoupment by the Commonwealth.

BUSINESS UNDERTAKINGS.

The undertakings and funds included with the Consolidated Revenue Fund in the statement of the year's operations on page 8 are dealt with in this section, their accounts being arranged in a condensed form so as to bring out the essential features leading to final net results. In each instance, comparative figures are given for the past four years.

DEPARTMENT OF RAILWAYS.

RESULT OF OPERATIONS—YEARS 1941-42 to 1944-45.

	1941-42.	1942-43.	1943-44	1944-45.
	£	£	£	£
Earnings... ..	27,686,332	34,071,958	34,501,192	31,577,137
Working Expenses	18,410,981	21,753,693	23,850,507	23,533,527
WORKING SURPLUS	£ 9,275,351	12,318,265	10,650,685	8,043,610
Contribution from Consolidated Revenue towards Losses on Developmental Lines	800,000	800,000	800,000	800,000
AVAILABLE SURPLUS	£ 10,075,351	13,118,265	11,450,685	8,843,610
Deductions from Available Surplus—				
(a) Debt Charges—				
Interest, Exchange and Loan Management Expenses	6,153,633	6,129,623	6,083,531	6,136,607
Sinking Fund Contribution	936,719	975,000	1,088,000	1,152,000
Total Debt Charges	£ 7,090,352	7,104,623	7,171,531	7,288,607
(b) Instalments of Loan for Reconditioning of Track—Repaid to Treasury	£ 495,000	330,000	495,000	330,000
(c) Provision for Reserves—				
Fire and Accident Insurance	10,100	25,100	10,100	10,100
War Damage Liability	200,000
Wages and Salary Commitments	550,000	650,000
Accruing Maintenance of Track, Rolling Stock and Equipment, and Remodelling Accommodation	1,500,000	4,000,000	1,000,000	...
General Reserve—Refreshment Rooms	26,000	44,000	20,000	...
Provision of Rolling Stock and Equipment	2,000,000	670,000
Adjustment of Stock Values	190,000
Total Provision for Reserves	£ 2,286,100	4,909,100	3,030,100	680,100
Total Deductions from Available Surplus £	9,871,452	12,343,723	10,696,631	8,298,707
FINAL NET RESULT	£ 203,899	774,542	754,054	544,903
	<i>Surplus.</i>	<i>Surplus.</i>	<i>Surplus.</i>	<i>Surplus.</i>

The financial year 1944-45 was the fifth successive period in which the Department declared a surplus.

Earnings declined by £2,924,055 from the record figure of £34,501,192 attained in 1943–44. The reduction in working expenses was not proportionate to the fall in earnings, being only £316,980. After meeting debt charges and repaying two instalments of £165,000 each in respect of an interest-free loan made to the Department by the Treasury during the years 1934–38, reserve provisions of £680,100 were made.

As in the previous financial year, the item “ Working Expenses ” includes a considerable sum—£582,203 for 1944–45—spent on improvements and betterments which, in normal times, could be considered a just charge to capital to be provided from loan moneys. Comment in my last report as to the inclusion of expenditure of this nature as “ working expenses ” for purposes of Parliamentary appropriation again applies.

I have, in reports for 1942–43 and 1943–44 traversed at some length the financial structure of the Department of Railways as envisaged by the Government Railways (Amendment) Act, 1928, and have pointed out that, according to the advice of the Crown Solicitor, the extensive reserve provisions which have been made are, for the most part, illegal. I have indicated, further, that I was refraining from discharging the statutory function of certifying the net profit of the Railway Department to the Governor as required by Section 41F of the Act, on the grounds that any certification based on a literal interpretation of the law would disclose a result inconsistent with the realities of the war period; and, moreover, because I had been informed that the Government contemplated the introduction to Parliament of amending legislation to clarify the situation. That legislation has not yet been introduced.

By the Appropriation Act No. 27 of 1944, Parliament appropriated out of the Government Railways Fund £25,196,000 for working expenses and £4,500,000 for the following purposes:—

	£
Supplementary provision for rolling stock and equipment	2,000,000
For transfer to Consolidated Revenue Fund for redemption of Treasury Bills	2,500,000

Expenditure against the appropriation of £2,000,000 for rolling stock and equipment was £848,084. This amount was charged against a reserve of £2,000,000 for “ Provision of Rolling Stock and Equipment ” set up in the Department’s books during 1943–44. Such treatment of the expenditure, while quite consistent with the purposes for which the reserve was established, ignores the fact that the reserve itself lacks legal sanction, and to put the matter in order it would seem that validating legislation is now imperative. An amount of £670,000 was added to the reserve as the result of the year’s trading, leaving the reserve, after the expenditure of £848,084 mentioned, at £1,821,916 at the 30th June, 1945.

A reserve of £200,000 previously shown as for “ War Damage Liability ” was relinquished at the close of the year by amalgamation in the “ Reserve for Accruing Maintenance of Track, Rolling Stock and Equipment and Remodelling Accommodation,” which has now become £7,400,000.

The amount of £2,500,000 appropriated for transfer to Consolidated Revenue Fund for the redemption of Treasury Bills was duly transferred, the Department of Railways utilizing for the purpose the accrued profits shown in the Revenue Appropriation Account at 30th June, 1945, together with £671,186 of the specific reserve provisions.

METROPOLITAN TRANSPORT SERVICES.**RESULT OF OPERATIONS—YEARS 1941-42 TO 1944-45.**

	1941-42.	1942-43.	1943-44.	1944-45.
	£	£	£	£
Earnings...	4,986,879	5,079,472	5,169,451	5,235,699
Working Expenses	4,215,695	4,504,734	4,724,972	4,877,712
AVAILABLE SURPLUS ...	£ 771,184	574,738	444,479	357,987
Deductions from Available Surplus—				
(a) Debt Charges—				
Interest, Exchange and Loan Management Expenses	292,538	279,156	267,322	271,209
Sinking Fund Contribution	42,054	51,315	40,046	51,912
Total Debt Charges	£ 334,592	330,471	307,368	323,121
(b) Abandoned Lines (written off) ...	£ 129,869	12,187
(c) Provision for Reserves—				
Arrears of Maintenance	60,500	69,000	50,500	52,000
Holidays Accrued	196,730	94,160	62,471	66,777
Fire, Accident and Compensation Risks—				
Omnibus Services	20,081	18,236	17,228	12,988
Fire, Compensation Risks and Contingencies—				
Tramways	10,000	17,500	1,265
Total Provision for Reserves ...	£ 287,311	198,896	131,464	131,765
Total Deductions from Available Surplus £	751,772	541,554	438,832	454,886
FINAL NET RESULT	£ 19,412	33,184	5,647	96,899
	<i>Surplus.</i>	<i>Surplus.</i>	<i>Surplus.</i>	<i>Deficit</i>

The statement sets out the operations of the Metropolitan tram and omnibus services.

Despite the higher level of earnings the accounts of the year showed a retrogression owing to increases in expenditure on repairs and maintenance, staff charges and operating costs generally. Provisions for depreciation were maintained at the customary rates and charges due to the Treasury for interest, exchange and sinking fund were met in full.

This Undertaking, in common with the Department of Railways, has experienced difficulty during the war years, due to shortages of manpower and materials, in carrying out necessary maintenance and has made reserve provisions to meet the deferred charges. The amount added from earnings to the reserve for arrears of maintenance in 1944-45 was £52,000 and, at 30th June, 1945, the reserve appeared in the books at £249,316.

The buoyancy of the revenues in recent years enabled the Department to complete the writing-off of costs of abandoned tramway lines in the metropolitan area, the amount taken out of earnings for the purpose during the years 1939-40 to 1942-43 being £339,404.

Capital assets of the Undertaking at the close of the year were £8,787,512 against which there were reserves of £2,108,401 for depreciation and £527,323 for sinking fund.

NEWCASTLE AND DISTRICT TRANSPORT SERVICES.

RESULT OF OPERATIONS—YEARS 1941-42 TO 1944-45.

	1941-42.	1942-43.	1943-44.	1944-45.
	£	£	£	£
Earnings	442,532	502,373	530,867	554,083
Working Expenses	345,185	422,211	468,759	492,822
AVAILABLE SURPLUS	£ 97,347	80,162	62,108	61,261
Deductions from Available Surplus—				
(a) Debt Charges—				
Interest, Exchange and Loan Management Expenses	43,704	41,597	42,005	41,187
Sinking Fund Contribution	5,124	5,831	6,407	6,592
Total Debt Charges	£ 48,828	47,428	48,412	47,779
(b) Abandoned Assets (written off)	£ 21,015	20,622
(c) Provision for Reserves—				
Holidays Accrued	18,075	9,149	9,560	11,510
Arrears of Maintenance	1,000	1,200	1,500
Fire Insurance and Compensation Risks	1,000	1,000	160	100
Total Provision for Reserves	£ 20,075	11,349	11,220	11,610
Total Deductions from Available Surplus	£ 89,918	79,399	59,632	59,389
FINAL NET RESULT	£ 7,429	763	2,476	1,872
	<i>Surplus.</i>	<i>Surp'us.</i>	<i>Surplus.</i>	<i>Surplus.</i>

As in the case of the metropolitan services, higher earnings were more than offset by increased working expenses. The final net surplus showed a small decrease compared with 1943-44.

ROAD TRANSPORT AND TRAFFIC FUND.

RESULT OF OPERATIONS—YEARS 1941-42 TO 1944-45.

	1941-42.	1942-43.	1943-44.	1944-45.
	£	£	£	£
Receipts—				
Fees	515,233	506,291	521,224	537,650
Miscellaneous Collections	4,211	4,151	7,590	9,152
Total Receipts	£ 519,444	510,442	528,814	546,802
Payments—				
Salaries and Administrative Expenses	159,472	146,957	167,063	164,129
Provision of Traffic Facilities, Purchase of Motor Plates and Registration Labels	9,171	7,192	6,678	9,454
Surface Maintenance Adjoining Tram Tracks	15,775	15,727	13,841	17,641
Recoupment to Consolidated Revenue Fund for Police Services	335,026	340,566	287,161	237,010
Transfer to Country Main Roads Fund	54,071	118,568
Total Payments	£ 519,444	510,442	528,814	546,802

In terms of Section 202 of the Transport Act, 1930, the balance remaining in the fund after certain prescribed disbursements, is to be paid to the Country Main Roads Fund. Payments therefore equal receipts, and, although included in the budget, operations of the fund do not affect the annual determination of State surplus or deficiency.

Increased receipts from Motor Traffic fees and a further reduction in the charge for police officers engaged on traffic duties resulted in a substantial increase in the amount available at the close of 1944-45 for payment to the Country Main Roads Fund.

MARITIME SERVICES BOARD—SYDNEY HARBOUR TRUST FUND.

RESULT OF OPERATIONS—YEARS 1941-42 TO 1944-45.

	1941-42.	1942-43.	1943-44.	1944-45.
	£	£	£	£
Earnings... ..	1,192,628	1,191,882	1,315,448	1,445,975
Working Expenses	390,763	402,894	450,261	472,392
AVAILABLE SURPLUS	£ 801,865	788,988	865,187	973,583
Debt Charges—				
Interest, Exchange and Loan Management Expenses	477,633	467,304	466,887	462,356
Sinking Fund Contribution	72,149	76,722	81,800	96,207
Total Debt Charges	£ 549,782	544,026	548,687	558,563
FINAL NET RESULT	£ 252,083 <i>Surplus.</i>	244,962 <i>Surplus.</i>	316,500 <i>Surplus.</i>	415,020 <i>Surplus.</i>

The statement gives the results of operations of the Sydney Harbour Services together with subsidiary services (bonds and warehouses) controlled by the Maritime Services Board.

The Sydney Harbour Trust (Amendment) Act No. 46, 1928, which governs the finances of the Maritime Services Board, contains provisions similar to those enacted by legislation of the same year in regard to the Department of Railways. It provided for the establishment of the Sydney Harbour Trust Fund, the Sydney Harbour Trust Renewals Fund (suspended by the Amendment Act of 1930, and to become operative on a date to be proclaimed) and for the transfer from time to time into a Sydney Harbour Trust Reserve Account in the books of the Commissioners of such sum "as the Auditor-General shall certify to the Governor to be the net profit of the operations of the Commissioners for the preceding financial year."

Sub-section 2 of Section 77A dealing with the Sydney Harbour Trust Reserve Account provides that the amount at the credit of such Account shall be available only—

- (a) to meet any losses incurred in any year by the Commissioners;
- (b) for the reduction of rates and other charges.

Action to proclaim the date of the commencement of the provisions relating to the Sydney Harbour Trust Renewals Fund has not so far been taken and, over the years since 1928, the practice has been to carry to a General Reserve in the books of the Undertaking, the net surplus or deficiency of each year's operations. Since 1933-34 the accounts of the Board have consistently shown surpluses, with the result that the General Reserve totalled £2,345,933 at 30th June, 1944.

Although the Auditor-General has not at any time strictly complied with the terms of the statute in that he has not certified to the Governor the net profit of the Board year by year—a preliminary to the effective constitution of the Sydney Harbour Trust General Reserve Account—the annual accounts of the Board have been audited and regularly certified by him, and, in the light of legal advisings, it would appear that the amount of net surplus annually disclosed would, for the purposes of the sub-section, be equivalent to the net profit, had the certificates as required by the Act been furnished to the Governor. Admittedly, by virtue of the non-proclamation of the Renewals Fund, such surpluses have been arrived at without provision for renewals and after charging only current maintenance against working costs. It is, however, clear that the General Reserve of the Board contains moneys which, by section 77A (2) are to be made available only for the two purposes named therein.

The Appropriation Act, 1944, covering the financial period 1944-45 appropriated out of the Sydney Harbour Trust Fund £576,530 for working expenses, and £845,600 for the following purposes :—

	£
For transfer to Consolidated Revenue Fund for redemption of Treasury	
Bills	750,000
Renewals and Replacements	55,600
Establishment of Stores Working Account	40,000

The Treasurer in his budget speech in the Legislative Assembly on 8th November, 1944, made reference to these items, and, in regard to the payment of £750,000 to Consolidated Revenue, stated that legislation authorising the transfer would be introduced in the House in the near future. The legislation foreshadowed has not yet been introduced, but the payment of £750,000 has been treated by the Board as a charge against its General Reserve, as have also expenditures of £41,507 for renewals and replacements and £40,000 for the establishment of a Stores Working Account.

Viewing the whole of the circumstances I am of the opinion that the procedure adopted in charging the amount of £831,507 against the General Reserve is incorrect in that it does not conform with the clear intention of the governing Act which named the specific purposes to which the Sydney Harbour Trust Reserve Account was to be applied, and that validation of the action taken is necessary.

With the addition of £415,020 being surplus for the year 1944-45, and the deduction of the payments mentioned totalling £831,507, the General Reserve now stands at £1,929,446.

CLOSER SETTLEMENT FUND.

	1941-42.	1942-43.	1943-44.	1944-45.
Income—	£	£	£	£
Interest Earnings	382,266	376,906	360,147	336,722
Rentals	16,304	20,911	19,431	32,851
Values gained on re-disposal of holdings—Net...	8,186	1,384	8,646
Profit on fruit produced on vacant holdings	732	1,162	522
Miscellaneous	852	638	2,771	3,325
Total Income £	399,422	407,373	384,895	382,066
Expenditure—				
Interest on Capital	420,055	420,001	412,582	235,319
Administrative and Maintenance Expenditure	21,215	25,560	19,806	22,431
Loss on fruit produced on vacant holdings ...	442
Amounts waived or written off	376,239	334,547	273,479	362,818
Losses on re-appraisement	2,506	900	3,292	5,255
Losses on forfeiture	52,295	57,875	11,000	19,249
Values lost on re-disposal of holdings—Net. ...	5,132
Total Expenditure £	877,884	838,883	720,159	645,072
DEFICIENCY £	478,462	431,510	335,264	263,006

The Closer Settlement Amendment (Conversion) Act, 1943, which commenced at 6th March, 1944, introduced the principle of leasehold as an alternative to the system of instalment purchase which had obtained since the inception of closer settlement.

By the amending legislation, holders of settlement purchases and group purchases are granted the right to apply for conversion to leases in perpetuity, the leases to carry an annual rental equal to $2\frac{1}{2}$ per cent. of the settler's outstanding debt or of the fair market value of the holding as appraised by an Advisory Board, whichever is the lesser of these two amounts. Under purchase conditions, settlers are normally required to pay an annual instalment equal to 5 per cent. (made up of principal and interest) of the capital value of holdings.

Approximately 2,100 applications for conversion to leasehold were received to 30th June, 1945, from 6,000 settlers eligible to apply. Action had been completed and the accounts adjusted in relation to 380 of the applications.

As a result of the conversions, interest earnings of the fund declined from £360,147 0s. 8d. to £336,722 0s. 11d., and lease rentals increased from £19,431 4s. 4d. to £32,851 3s. 11d.

The interest rate payable on Treasury loan capital was reduced from $3\frac{1}{2}$ per cent. to 2 per cent. from 1st July, 1944. The reduction resulted in a saving of £176,489 6s. 5d.

The statement of cash transactions of the Closer Settlement Fund as set out on pages 112 and 113 of the Public Accounts shows a change in the balance of the fund from an overdraft of £136,102 19s. 9d. at 30th June, 1944 to a credit of £6,782 10s. 11d. at 30th June, 1945. No estates were purchased nor were any new advances made during the year.

TREASURER'S AGGREGATE CASH ACCOUNT.

A statement on pages 184 to 189 of the Public Accounts compiled in the form prescribed in the Eighth Schedule to the Audit Act, 1902, sets out the balance of each account and fund in the Treasury at 30th June, 1945, and the distribution of the balances into cash and securities.

The information appearing in the Public Accounts is re-arranged below to permit of a comparison between balances as at 30th June, 1944, and 30th June, 1945, and to show the cash position of the Treasury at the close of each of those years.

Description.	30th June—	
	1944.	1945.
Accounts in Overdraft—	£	£
Consolidated Revenue	30,941,811
Closer Settlement	136,103
General Loan	1,675,359	3,433,169
Loans Expenditure Suspense Account	1,740
Advances for Departmental Working Accounts and other Purposes and Advances to be recovered	9,074,690	8,901,183
Metropolitan Water, Sewerage and Drainage Board Advance ...	4,793,463	4,717,920
Colonial Treasurer's Investment Account	21,841	21,496
State of New South Wales Debenture Deposit Account	7,960,000
Amounts not transferred to the Treasurer's Public Accounts ...	201,057	178,886
Total Overdraft Accounts ...	£ 46,844,324	25,214,394
Accounts in Credit—		
Consolidated Revenue	1,091,319
Closer Settlement	6,783
Special Deposits	18,593,655	27,329,107
Government Railways	10,319,564	8,625,162
State Transport (Co-ordination)	30,057	33,826
Metropolitan Transport Trust	1,099,647	859,606
Road Transport and Traffic	3,357	3,585
Newcastle and District Transport Trust	89,596	83,737
Sydney Harbour Trust	2,001,758	1,604,309
Miners' Accident Relief	77,000	77,000
Supreme Court Accounts	500,863	480,813
Total Credit Accounts (exclusive of Deficiency Borrowings) ...	£ 32,715,497	40,195,247
Deficiency Borrowings—		
Commonwealth Treasury Bills (Sydney)	22,130,000
	£ 54,845,497	40,195,247
Excess of Accounts in Credit over Accounts in Overdraft ...	£ 8,001,173	14,980,853

The excess of accounts in credit over accounts in overdraft at 30th June, 1944, and 30th June, 1945, was represented by :—

	30th June, 1944.	30th June, 1945.
	£	£
Cash at Bank, Sydney	3,315,702	2,150,477
Deposit—Commonwealth Bank, Sydney	7,960,000
Securities	2,796,290	2,979,151
Cash in London	33,181	26,225
Remittance in transit to London	1,856,000	1,865,000
	£ 8,001,173	14,980,853

Inclusive of the Sydney bank balance of £2,150,477 6s. 10d. and a deposit of £7,960,000 with the Commonwealth Bank, Treasury cash resources at 30th June, 1945, totalled £10,110,477 6s. 10d. At the previous 30th June, comparable cash resources amounted to £13,115,701 11s. 5d., comprising £9,800,000 which had been applied in the temporary retirement of Treasury Bills and cash £3,315,701 11s. 5d. The decrease for the year was thus £3,005,224 4s. 7d.

A number of factors contribute to the variation in the cash position, chief amongst which are movements in Special Deposits balances, operations on Loan Account and the revenue surplus or deficiency. The outstanding feature in 1944–45, however, was the use of £3,840,000 to pay off deficiency borrowings covered by Treasury Bills.

With the recent change whereby short dated Treasury Bills issued for deficiency borrowings were replaced by Debentures bearing fixed maturity dates, the means of utilising surplus cash in the temporary retirement of bills no longer obtains. In accordance with an arrangement entered into through the Australian Loan Council, surplus funds are now deposited at the Commonwealth Bank. The deposits are subject to recall when required and bear interest at the rate payable on the debentures, namely 1 per cent. per annum.

The withdrawal of funds for the purpose of the deposit is reflected in the Public Account in an overdraft account designated “State of New South Wales Debenture Deposit Account,” against which a credit account of an equivalent amount has been opened in Special Deposits. As shown in the tabulation on the preceding page, the first-named account stood at £7,960,000 at 30th June, 1945, and Special Deposits, largely as a result of the introduction of the new credit balance represented by the deposit, increased from £18,593,655 7s. 0d. at 30th June, 1944, to £27,329,106 19s. 4d. at 30th June, 1945.

Advances for Departmental Working Accounts and Other Purposes and Advances to be Recovered Account.—Itemized balances at the close of each of the past three years were as shown hereunder :—

		Balance at 30th June.					
		1943.		1944		1945.	
		£	s. d.	£	s. d.	£	s. d.
ADVANCES.							
Governmental—							
Commissioner for Railways (1929–30)		2,275,000	0 0	1,950,000	0 0	1,800,000	0 0
Do do (1930–31)		4,200,000	0 0	4,200,000	0 0	4,200,000	0 0
Family Endowment Fund (1928–29, 1930–31 and 1931–32)		2,498,983	16 1	2,498,983	16 1	2,348,983	16 1
Newcastle and District Transport Trust—General Fund (1937–38)		100,000	0 0	100,000	0 0	100,000	0 0
Advances to Public Officers for purchase of Motor-cars		27,500	0 0	27,500	0 0	7,500	0 0
Government Printer—Stamp Purchases		2,500	0 0	2,500	0 0	2,500	0 0
Public Instruction—Furniture Workshops		8,500	0 0	8,500	0 0	9,000	0 0
Resumed Properties Department		2,000	0 0	2,000	0 0	2,000	0 0
State Coal Mine		30,000	0 0	30,000	0 0	30,000	0 0
State Controller of Salvage		1,000	0 0	
Treasury Accountant		500	0 0	500	0 0	500	0 0
Public Works Department—							
Leichhardt Depot		4,500	0 0	8,500	0 0	8,500	0 0
Hospitals' Working Account		50,000	0 0	50,000	0 0	50,000	0 0
Commonwealth Government—Advances in London		86,000	0 0	131,700	0 0
London Payments—Adjustment Account		21,868	16 6	22,896	2 2	35,101	0 7
Public Trustee—Advances <i>re</i> Estates of Deceased Persons		938	11 0	938	11 0	138	11 0
Railway and Tramway—Preliminary Surveys		9,703	19 3	9,703	19 3	
Stamp Duty and Other Expenses—Loans raised in London		5,985	12 4	3,645	10 4	4,958	13 3
Workmen's Compensation Silicosis Fund, No. 2		2,000	0 0	2,000	0 0	2,000	0 0
Technical Training of Skilled Tradesmen for Defence Services ...		15,000	0 0	15,000	0 0	
State War Effort Co-ordination Committee—Survey Party to Northern Territory		10,019	13 11	
Swine Compensation Fund		30,000	0 0	15,000	0 0	29,000	0 0
Miscellaneous		54	11 9	1,399	10 5	733	15 5
Total—Governmental	£	9,296,055	0 10	9,035,067	9 3	8,762,615	16 4
Non-Governmental—							
Balranald Pastures Protection Board—Advance pending the election of a new Board		292	1 9	
Dingo Extermination Board of Control		285	10 9	210	10 9	110	10 9
Drought Relief for Whole Milk Producers		108,000	0 0
Hay, Alexander— <i>re</i> Mount Royal Copper Mines		2,750	0 0	2,750	0 0	
Northern Riverina County Council—Loan in Anticipation of Subsidy		12,065	2 4	10,810	17 1	4,443	13 0
Provision of Accommodation by Gordon Edgell and Sons, Ltd., for Rural Workers		290	0 0
Southern Riverina County Council—Loan in Anticipation of Subsidy		4,413	9 9	10,440	8 7	3,418	19 1
Sheep Blowfly—Printing Report on Investigation		39	9 6	38	13 0	38	4 0
Young District Producers' Co-operative Association Limited		3,118	3 7	2,695	10 8	2,265	4 3
Works undertaken for Shires and Municipalities under contract of repayment		183	14 7	145	13 8	126	1 9
District War Agricultural Committees and Allied Activities		12,530	18 8	19,874	15 9
Total—Non-Governmental	£	23,147	12 3	39,622	12 5	138,567	8 7
Grand Total	£	9,319,202	13 1	9,074,690	1 8	8,901,183	4 11

Withdrawals in 1944–45 were for the purpose of making recoverable advances or other services of a nature contemplated in the constitution of the account, and do not call for any comment.

The total outstanding balances decreased by £173,506 16s. 9d.

As noted elsewhere in this report, the principal repayments consisted of two amounts each of £150,000, transferred as charges against Consolidated Revenue in part liquidation of advances to the Commissioner of Railways and the Family Endowment Fund. Other amounts transferred to Consolidated Revenue related to expenditure on Railway and Tramway preliminary surveys £9,703 19s. 3d., and an advance to Alexander Hay—Mount Royal Copper Mines £2,750. Brief details of the two last-named items are given below.

Railway and Tramway Preliminary Surveys, £9,703 19s. 3d.—The practice of charging the cost of certain rail and tram surveys to the Advances Account was commenced in 1928–29, following the termination of the Public Works Fund, from which this expenditure had been met.

In those instances where works under survey have been proceeded with, the Advances Account has been recouped by means of a charge against their capital cost. The amount of £9,703 19s. 3d. paid from Consolidated Revenue related to surveys for works which have never been carried out.

Alexander Hay—Mount Royal Copper Mine—£2,750.—This advance formed part of a loan of £4,000 made in 1919 for the completion of a concentration plant at Mount Royal Copper Mines, Tottenham. Repayments were £1,250. The debtor being deceased, and the balance of the advance £2,750, together with interest and charges £3,018 0s. 2d. having been written off in the past year as irrecoverable, it became necessary to clear the outstanding charge from the Advances Account. This was done by means of a debit to Consolidated Revenue.

PUBLIC DEBT AND LOAN OPERATIONS.

LOAN LIABILITY TO THE COMMONWEALTH.

The Loan Liability to the Commonwealth, consisting of securities issued by the Commonwealth on behalf of the State in terms of the Financial Agreement, as set out on pages 164 to 171 of the Public Accounts, amounted to £355,050,980 6s. 1d. at 30th June, 1945.

Although no new loans were raised for State works and services the Loan Liability increased during the year, due to the re-issue in 1944-45 of Treasury Bills which had been temporarily retired at 30th June, 1944, and to the transfer to Australia and renewal at a higher amount in Australian currency of a sterling loan which fell due in London.

The amount of the increase in the State's Loan Liability was £3,079,956 8s. 9d., accounted for between loans domiciled in Australia and Overseas :—

					£	s.	d.
Increase Australia	10,678,418	0	0
Decrease Overseas	7,598,461	11	3
					<u>£3,079,956</u>	<u>8</u>	<u>9</u>

A summarized statement of transactions which had the effect of adding to or decreasing the debt during 1944-45 follows :—

	£	s.	d.
Loan Liability to the Commonwealth at 30th June, 1944 ...	351,971,023	17	4

Add—

Re-issues and repayments of Treasury Bills—Net increase in liability ...	£	s.	d.
	5,960,000	0	0
Increase in nominal amount of debt due to addition of exchange on transfer of loan of £5,896,231 6s. 1d. from London to Sydney ...	1,496,168	13	11
	<u>£7,456,168</u>	<u>13</u>	<u>11</u>

Less—

Repurchases and redemptions from
National Debt Sinking Fund—

	£	s.	d.
Australia ...	2,673,982	0	0
Overseas ...	1,702,230	5	2
	<u>4,376,212</u>	<u>5</u>	<u>2</u>

<i>Net Increase 1944-45</i> ...	<u>3,079,956</u>	<u>8</u>	<u>9</u>
---------------------------------	------------------	----------	----------

Loan Liability to the Commonwealth at 30th June, 1945 ...	£355,050,980	6	1
--	---------------------	----------	----------

The item "Re-issues and repayments of Treasury Bills—Net increase in liability" appearing in the above summary is explained :—

										£
Re-issue in 1944-45 of Bills temporarily retired at 30th June,										
1944	9,800,000
Less—										
Bills permanently redeemed in 1944-45 from Treasury cash										
resources	3,840,000
										<u>£5,960,000</u>

Treasury Bill transactions during the year formed part of arrangements for the permanent funding of the accumulated deficiency. In addition to £3,840,000 redeemed from cash, Bills totalling £1,970,000—the amount to which payments into the Sinking Fund on account of Treasury Bills were calculated to approximate with accumulations at 30th June, 1944—were paid off by the National Debt Commission. This left a sum of £26,120,000 which was replaced by debentures repayable by annual series over a period of thirty-nine years.

Conversion Loans.—Loans totalling £15,310,090 11s. 9d. fell due during the year, made up of £7,818,482 in Australia and £7,491,608 11s. 9d. overseas.

Of the Australian loans, £282,802 was redeemed from the National Debt Sinking Fund and £7,535,680 was converted. Details of conversion loans, including an amount of £400 overdue from 1943-44, are shown following :—

Amount Converted.	Matured Loan.		Conversion Loan.		
	Interest Rate.	Maturity Date.	Interest Rate.	Price of Issue.	Maturity Date.
£ 400	Per cent.	1st March, 1944	3¼%	Par	15th Sept., 1950-59
5,850,210	4	15th Oct., 1944	{ £642,200 @ 2½% ...	"	15th Oct., 1948-49
			{ £5,208,010 @ 3¼% ...	"	15th Oct., 1950-60
468,770	3	15th Oct., 1944	{ £256,860 @ 2½% ...	"	15th Oct., 1948-49
			{ £211,910 @ 3¼% ...	"	15th Oct., 1950-60
1,214,000	3½	15th Dec., 1944	2½%	"	15th Oct., 1948-49
1,000	3·1	1st Jan., 1945	3¼%	"	15th Oct., 1950-60
1,700	3·4875	11th Mar., 1945	3¼%	"	15th Sept., 1950-61

Savings to the budget due to lower rates of interest payable on loans converted in Australia will amount to £61,591 1s. 9d. per annum.

Overseas conversions related to a loan of £7,491,608 11s. 9d. sterling, bearing interest at 3 per cent. per annum and maturing in London on 1st October, 1944. Portion of this loan, amounting to £1,595,377 5s. 8d. sterling was redeemed at maturity from the National Debt Sinking Fund, and the balance, £5,896,231 6s. 1d. sterling, was transferred to Australia. Exchange on the transfer, totalling £1,496,168 13s. 11d., was added to the new loan, which was issued for £A7,392,400 with interest at 2½ per cent., maturing 15th October, 1948-49. Expressed in Australian currency, the net result of the increase in the principal and the reduction in the interest rate will be an additional payment of £7,923 1s. 3d. per annum for interest, but if savings in exchange on interest be also considered there will be an over-all gain of £36,962 per annum from the transaction.

Total Loan Raisings and expenditures therefrom to 30th June, 1945.—In Appendix 6 will be found a statement showing the total amount of loans raised by or on behalf of the State, exclusive of conversion loans to 30th June, 1945, and the extent to which proceeds of the loans have been applied in (a) expenditure on works and services, (b) providing for revenue deficiencies, and (c) meeting expenses of flotation and negotiation.

It will be seen from the statement that, inclusive of loans repaid from sinking fund and other revenue sources, and the General Loan overdraft at 30th June, 1945, loan raisings to 30th June, 1945, represent a total sum of £407,455,426 7s. 9d., from which expenditures have been incurred as follows :—

	£	s.	d.
Works and Services	340,162,979	19	8
Revenue Deficiencies	47,599,660	3	6
Flotation and Negotiation Expenses	19,692,786	4	7
	£ 407,455,426	7	9

It is of interest to observe that, while the loans paid off from Sinking Fund and other revenue sources amount, as shown in the appendix, to £48,971,277 7s. 0d., loans raised for deficiency purposes have totalled £47,599,660 3s. 6d., so that debt repayment measures to 30th June, 1945, have served to discharge an amount of public debt exceeding by only a relatively small sum the borrowings which the State has been obliged to enter into in order to provide for revenue deficits.

Borrowings outside the Financial Agreement.—Certain loans, additional to those included in the Loan Liability to the Commonwealth, have been arranged with the Commonwealth for expenditure on projects controlled or administered by the State. Details of these were given in my report for 1942–43. The position of the loans still outstanding at 30th June, 1945, was :—

Loan.	Amount.	Amount Repaid.	Balance Outstanding at 30th June, 1945.
	£ s. d.	£ s. d.	£ s. d.
Drought Relief	750,000 0 0	137,500 0 0	612,500 0 0
Advances—New South Wales Government Engineering and Shipbuilding Undertaking ...	307,134 0 0	20,761 19 10	286,372 0 2

The amount repaid on account of the Drought Relief Loan was derived from proceeds of borrowers' repayments received from the Government Agency Department of the Rural Bank, while repayments of advances to the New South Wales Government Engineering and Shipbuilding Undertaking have come from funds of the Undertaking. Interest charges, also, have been met from these sources.

The borrowings have not yet been ratified by Parliament.

GENERAL LOAN ACCOUNT.

Operations on the General Loan Account for 1944–45, as shown on pages 116 to 137 of the Public Accounts, are summarised below :—

	£	s.	d.	£	s.	d.
<i>Overdraft Balance</i> , 1st July, 1944				1,675,358	14	4
Expenditure on Works and Services	3,138,747	1	0			
Loan Expenses	34,996	12	4			
				3,173,743	13	4
				4,849,102	7	8
<i>Less—</i>						
Repayments to credit of Previous Years' Expenditure				1,415,933	13	0
<i>Overdraft Balance</i> , 30th June, 1945				£3,433,168	14	8

As will be seen, repayments to the credit of previous years' expenditure were the only source of receipts, and being insufficient by £1,757,810 0s. 4d. to meet expenditure, the overdraft was increased to this extent.

Expenditure consisted of £3,138,747 1s. 0d. for works and services, and £34,996 12s. 4d. for costs of loan raisings and stamp duty met on behalf of transferees of stock in London. Details of the former amount are set out in Appendix 5 to this report. A classification covering each of the five years 1940-41 to 1944-45 follows:—

Work or Service.	Expenditure.				
	1940-41.	1941-42.	1942-43.	1943-44.	1944-45.
	£	£	£	£	£
Railways	1,750,000	2,242,500	1,990,051	2,227,664	1,600,000
Tramways		5,653		825	523
Metropolitan Drainage and Stormwater Works	12,200	3,749	1,857	8,151	2,635
Metropolitan Meat Industry Commissioner	50,000	96,500	21,500	5,000	10,000
Maritime Services Board	58,500	79,315	57,557	53,000	59,100
Electricity Undertakings Generally, including Hydro-Electric Scheme at Burrinjuck, Port Kembla Electricity Undertaking and Yanco Power Station	(b) 215,043	162,501	74,327	95,152	137,151
Grain Elevator Construction	93,629	5,267	30		
Murrumbidgee Irrigation Areas	357,508	225,664	71,821	54,544	87,425
Wyangala Storage Reservoir	18				
Keepit Storage Reservoir	140,447	130,000	11,685	7,436	20,445
River Murray Commission	20,150	13,100	100		200
Country Towns Water Supply, Sewerage and Drainage Works... ..	150,023	97,093	78,007	38,256	69,744
Water Conservation Generally—Miscellaneous Works including Works under the Water Act.....	339,696	214,729	47,655	46,577	73,880
Sydney Harbour Bridge	64			1,232	30
Roads and Bridges, other than Sydney Harbour Bridge	240,171	679,701	64,330	12,961	6,568
Miscellaneous Works and Improvements in Municipalities and Shires	183,766	103,547	52,871	17,525	30,239
Improvements to Harbours and Rivers, Wharves, Docks and Dredges (exclusive of expenditure under Maritime Services Board)	107,821	74,975	38,125	94,270	105,532
Government Engineering and Shipbuilding Undertaking.....		4,916	9	18,182	28,300
Newcastle Floating Dock	(a) 39				
School Buildings, Technical and Teachers' Colleges, Child Welfare Buildings, and University	198,284	297,519	141,967	205,670	136,065
National Library	90,514	41,369	17,529	10,445	3,487
Hospital Buildings, etc.	220,756	106,094	106,687	104,154	125,841
Police Stations, Court Houses and Gaols	12,101	13,707	4,848	11,738	4,913
Provision for Unemployment Relief from Loans	879,248				
Rural Bank of New South Wales—Government Agencies	(c) 120,402				
State Coal Mine, Lithgow.....				6,634	6,766
Erskineville Housing Scheme	5,300				
Housing Commission					618,477
Circular Quay Improvements	59,170	2,081	950	46	202
Government Printer, Working and Stores Advance Account—Supplementation	(a) 50,000				
Charcoal for Producer Gas Units—Production, Distribution and Research.....	(a) 22,481				
National Emergency Services	(a) 8,649				
Miscellaneous	79,027	18,439	7,405	9,710	11,224
Total	£ 5,465,007	4,618,419	2,789,311	3,029,172	3,138,747

(a) Transferred to Consolidated Revenue Fund in 1941-42. (b) £12,000 transferred to Consolidated Revenue Fund in 1941-42.
(c) £10,000 transferred to Consolidated Revenue Fund in 1941-42.

In accordance with customary procedure it is proposed hereunder to review some of the major items in the light of information extracted from the books and records of departments and undertakings.

Railways, £1,600,000 0s. 0d.—

	1942-43.	1943-44.	1944-45.
	£	£	£
Purchase of Rolling Stock, Equipment of new lines, additions to lines, stations, and buildings, etc..	1,365,804	1,602,016	1,135,750
Duplication of Railway Lines	577,527	588,948	431,400
Construction of Country Lines	37,574	31,000	29,500
City Electric Railway	2,000		
Land Resumptions and Costs	7,146	5,700	3,350
Totals	£ 1,990,051	2,227,664	1,600,000

In addition to the amount of £1,135,750 charged to loans for the purchase of rolling-stock, etc., £848,084 expended on the acquisition of new rolling-stock was financed from the Government Railways Fund.

Expenditure on the construction of a new bridge across the Hawkesbury River amounted to £374,041 4s. 2d. for the year, making the total outlay for this work £1,692,453 0s. 10d. to 30th June, 1945. Other major items included under the heading, "Purchase of Rolling Stock, etc.," consisted of £487,888 13s. 0d. for electricity generation stations, sub-stations and plant, and £102,453 13s. 1d. for workshop buildings and plant.

The amount of £431,400 for duplication of railway lines covers expenditure on such work between Cootamundra and Junee and the quadruplication of the lines from Lidcombe to Penrith.

Expenditure on construction of lines consisted mainly of essential work on the line from Sandy Hollow to Maryvale, the total cost of which amounted to £1,758,309 13s. 5d. to 30th June, 1945. Active construction operations on this project have been suspended during the war years.

Metropolitan Meat Industry Commissioner, £10,000.—This represents a further contribution to the funds provided since April, 1941, for an extension of the cold store accommodation at Homebush abattoirs. One-half the cost, based on an estimate of £297,000, is to be met by the Commonwealth. To 30th June, 1945, £282,000 had been drawn from General Loan Account to finance the work and £136,000 contribution by the Commonwealth had been recouped to the Account.

Maritime Services Board, £59,100.—This amount was withdrawn from General Loan Account and paid to the Sydney Harbour Trust Fund for disbursement by the Board. Expenditure on capital works carried out by the Board amounted to £63,059 7s. 8d., including £41,142 7s. 2d. for construction of berths at Pyrmont, £9,550 16s. 4d. on harbour deepening, and £10,741 9s. 0d. for purchase of plant.

Electricity Undertakings Generally, £137,151 8s. 0d.—The expenditure was wholly associated with works on the Southern Electricity Supply Undertaking. Major items were :—

	£	s.	d.
Burrinjuck System—Branch Lines and Sub-stations	51,901	6	0
Port Kembla—Power Station Extensions and Distribution Services ...	33,745	10	8
Wyangala Hydro-Electricity Supply (under construction)—Power Station and Transmission System	46,384	6	11

Murrumbidgee Irrigation Areas, £87,425 6s. 4d.—Expenditure under this heading is made up of £28,436 0s. 3d. on alterations to Burrinjuck Dam, and £58,989 6s. 1d. on extensions and development of the Murrumbidgee Irrigation Areas.

Keepit Storage Reservoir, £20,444 14s. 0d.—Construction operations were suspended in 1941–42, the sum of £20,444 14s. 0d. spent during the year representing plant and other commitments falling due for payment.

Country Towns Water Supply, Sewerage and Drainage Works, £69,743 16s. 3d.—Major expenditure consisted of £17,574, being part of a contribution of £60,000 to the Central Tablelands County Council towards the cost of pumping plant and pipe line from the Lachlan River at Gooloogong to Grenfell, and £12,893 10s. 10d. for the South-West Tablelands Water Supply.

Other items included £7,045 and £4,000 for water supply work at Uralla and Forbes, respectively, and £5,323 for sewerage services at Kempsey.

Water Conservation Generally, including Works under the Water Act,
£73,880 9s. 6d. Details are:—

	£	s.	d.	£	s.	d.
Works under the Water Act—						
Berriquin Irrigation District	17,187	14	7			
Deniboota Irrigation District	7,422	4	5			
Jemalong Irrigation District	2,790	11	3			
Wakool Irrigation District	1,643	9	11			
Lowbidgee Irrigation District	4,279	13	1			
Other Works	7,119	18	9			
				40,443	12	0
Shallow Boring				23,531	11	2
Coomealla Irrigation Area				193	5	11
Wentworth Irrigation Area				2	15	8
Investigations—Hunter River Irrigation				4,901	6	9
„ North-west District Conservation Scheme				203	6	6
„ Macquarie River Irrigation				4,002	16	1
„ Tumut River Irrigation				601	15	5
				£73,880	9	6

Miscellaneous Works and Improvements in Municipalities and Shires,
£30,238 17s. 8d.—

The works were mainly distributed :—

	£
Greater Newcastle City Council	15,828
Orange Municipal Council	3,350
Lithgow Municipal Council	1,559
North Sydney Municipal Council	1,300
Macleay Shire Council	1,500
Warringah Shire Council	1,334
Blaxland Shire Council	1,150

Improvements to Harbours and Rivers, Wharves, Docks and Dredges,
£105,531 14s. 5d.—Harbour works accounted for £104,625 10s. 10d.

	£	s.	d.
Newcastle Harbour	53,513	2	6
Port Kembla	37,731	5	9
Coffs Harbour	13,381	2	7

School Buildings, Technical and Teachers' Colleges, Child Welfare Buildings, and University, £136,065 7s. 4d.—The expenditure comprised :—

	£	s.	d.
School Buildings	31,190	4	4
School Sites	20,674	19	0
Technical College Buildings	31,710	4	2
Technical College Sites	2,292	9	10
National Fitness Camps	4,836	7	1
Furniture Workshops	1,268	8	1
Child Welfare Institutions	44,092	14	10

Expenditures on major projects consisted of £18,000 for Lithgow Technical College, £8,309 6s. 3d. for Granville Technical College, and £30,114 11s. 9d. and £9,684 for Child Welfare institutions at Ashfield and Burradoo, respectively.

Hospital Buildings, etc., £125,840 12s. 10d.—This includes £7,386 2s. 6d. on Mental Hospitals and £2,171 18s. 8d. on other State institutions. Public Hospital buildings absorbed £112,715 11s. 10d. and equipment £3,586 19s. 10d. A dissection of expenditure on Public Hospital buildings shows :—

	£	s.	d.
Newcastle Hospital	40,272	2	6
Royal North Shore Hospital	18,935	13	1
Royal Prince Alfred Hospital	10,671	0	0
Bega Hospital	9,619	2	3
Maitland Hospital	4,000	0	0
Dubbo Hospital	4,143	15	10
Balmain Hospital	7,179	2	3
Gosford Hospital	3,755	2	8
Narrabri Hospital	1,764	3	8
Miscellaneous	12,375	9	7
	<hr/> £112,715 11 10 <hr/>		

State Coal Mine, £6,765 11s. 0d.—Details are :—

	£	s.	d.
Major alterations and improvements in ventilation, including purchase of new fan and construction of overhead electrical transmission line	5,001	5	3
Purchase of scraper loader units for mechanisation of mine ...	1,764	5	9

Housing Commission, £618,477 0s. 7d.—This amount was transferred to the Housing Fund to re-imburse that fund for certain capital expenditure incurred between the period 18th April, 1944, to 31st May, 1945, on housing projects. The expenditure consisted of £582,295 1s. 5d. on permanent housing, £12,475 17s. 3d. on emergency housing, and £23,706 1s. 11d. on land and property.

Repayments to the General Loan Account.—A detailed statement of repayments, totalling £1,415,933 13s. 0d., made to the General Loan Account in 1944–45, and applied to the credit of Previous Years' Votes, will be found in Appendix 5. The items included in the repayments which appear to call for mention are—

Department of Railways, £414,377 16s. 1d.—Of this sum £84,377 16s. 1d. was derived from the disposal of assets and £330,000 related to loans made by the Treasury to the Department of Railways during the years 1934–35 to 1937–38 for reconditioning of tracks.

The loans amounted to £3,300,000, and £2,755,900 has now been repaid. Repayments at 30th June, 1945, were considerably in advance of the instalment plan.

Metropolitan Tramways, £305,990 16s. 4d.—In accordance with the practice of the Department of Road Transport and Tramways, depreciation funds set aside from earnings of the tramway services were applied in the form of a part repayment of the capital debt to the Treasury. The amount so dealt with was £300,000, making a total of £1,910,000 since 1934.

Housing Fund, £57,041 1s 9d.—Although incorporated in the Housing Account constituted under the Housing Act, 1941, the finances of the Dacey Garden Suburb are conducted on separate lines, with provision for the accumulation from earnings of a sinking fund for repayment of capital. At 30th June, 1944, a fund of £57,041 1s. 9d. had been accumulated. The amount was taken into the General Loan Account in the past year in part reduction of the undertaking's loan capital liability to the Treasury.

Repayment of Surplus Capital Funds, Government Agency Department, Rural Bank.—The amount repaid, £250,000, was transferred to General Loan Account under the vote heading “Advances to Shires and Municipalities and for Relief of Unemployment generally.”

The surplus funds consisted of moneys collected by the bank through its Government Agency Department in repayment of advances made by various Government departments, but taken over by the bank at the commencement of the Rural Bank (Agency) Act, 1934. Section 70M (2) of the Government Savings Bank Act, which governs the disposition of capital moneys held by the Government Agency Department, does not allow of the return to the Treasury of moneys collected by the bank from this source. It is understood that the repayment was made by the bank subject to validation in accordance with an undertaking given by the then Premier when repayments subject to the same disability were made in 1937–38.

LOANS RAISED UNDER GUARANTEE OF THE STATE.

Details of loans raised by public utility undertakings, local government authorities and other statutory bodies under guarantee of the State appear on pages 191 to 196 of the Public Accounts.

The loans as enumerated are guaranteed in terms of the statutes governing the operations of the various bodies, and need to be distinguished from guarantees granted by the Treasurer, with the approval of the Governor, in accordance with specific statutory authority as referred to in the next section of this report.

From the summary which follows, showing outstanding amounts of loans raised under guarantee, it will be seen that the contingent liability of the State in respect thereof amounted to £A53,050,812 6s. 11d. for Australian loans, and £Stg3,384,206 10s. 10d. for loans raised overseas.

Borrower.	Authority for Guarantee.	Amount Outstanding at 30th June, 1945.	
		Local Loans.	Overseas Loans.
		£ s. d. (Australian.)	£ s. d. (Sterling.)
Metropolitan Water, Sewerage and Drainage Board.	Metropolitan Water, Sewerage and Drainage Act, 1924	24,320,850 0 0	3,304,633 14 6
Broken Hill Water Board	Broken Hill Water and Sewerage Act, 1938	286,811 9 9
Hunter District Water Board	Hunter District Water, Sewerage and Drainage Act, 1938	3,450,000 0 0
Rural Bank of N.S.W.	Government Savings Bank Act, 1906	22,168,835 2 8
Various Public Hospitals	Public Hospitals Act, 1929–40	2,217,145 9 11
Shire of Sutherland	George's River Bridge Act, 1925; George's River Bridge (Further Guarantee) Act, 1928	79,572 16 4*
Bega Valley County Council	Local Government (Amendment) Act, 1939	48,579 5 1
Clarence River County Council	Local Government (Amendment) Act, 1937	110,833 14 7
Northern Riverina County Council	Local Government (Amendment) Act, 1939	193,731 12 7
Nyngan Municipal Council	Local Government (Amendment) Acts, 1939 and 1940	35,719 16 1
Southern Riverina County Council	Local Government (Amendment) Act, 1939	174,751 15 8
Wilcannia Municipal Council	Local Government Act, 1919	1,054 0 7
Board of Fire Commissioners of N.S.W.	Governor-in-Council	42,500 0 0
		£ 53,050,812 6 11	3,384,206 10 10

* Total Loans Outstanding (£305,000) reduced by Sinking Fund investments of £225,427 3s. 8d.

Payments totalling £161,628 5s. 7d. were made from Consolidated Revenue in 1944–45 under the guarantees. These consisted of £140,120 3s. 11d. for loans under Section 37 of the Public Hospitals Act and £21,508 1s. 8d. for loans raised to finance the construction of the George's River Bridge. The latter amount is recoverable from future earnings of the bridge.

GUARANTEES GIVEN BY THE GOVERNMENT.

According to records at the Treasury and the Government Agency Department, Rural Bank of New South Wales, guarantees granted under the Government Guarantees Act, 1934-1943, and the Advances to Settlers (Government Guarantee) Act, 1929-1934, amounted to £16,458,975 0s. 0d. at 30th June, 1945.

In the following table the liability under guarantees is shown as at the close of each of the past three years.

	Limit of Guarantee at—		
	30th June, 1943.	30th June, 1944.	30th June, 1945.
GOVERNMENT GUARANTEES ACT, 1934-1943.			
Hospitals—			
Various Public Hospitals	£ 579,932 0 0	£ 575,489 0 0	£ 225,179 0 0
Co-operative Building Societies—			
Various Societies	15,004,825 0 0	15,004,825 0 0	15,004,825 0 0
Other Co-operative Societies and Boards—			
Beelbangera Vine Growers' Co-operative Society Limited	30,995 0 0
Central Western Co-operative Dairy Society Limited ...	4,500 0 0	4,500 0 0	4,500 0 0
Egg Marketing Board	3,145 2 7	100,000 0 0	100,000 0 0
Glen Davis Community Advancement Co-operative Society Limited.....	100,000 0 0	100,000 0 0	100,000 0 0
Leeton Co-operative Cannery Limited	328,000 0 0	328,000 0 0	328,000 0 0
Lisarong Fruit Growers' Rural Co-operative Society Limited	1,250 0 0	1,250 0 0	1,250 0 0
Metropolitan Meat Industry Commissioner	150,000 0 0	150,000 0 0
Mid-coast Co-operative Meat Society Limited	50,000 0 0	50,000 0 0	50,000 0 0
Monaro South Coast Co-operative Meat Company Limited	85,900 0 0	85,900 0 0	85,900 0 0
Northern Co-operative Meat Company Limited.....	61,000 0 0	61,000 0 0	61,000 0 0
Orange Producers' Rural Co-operative Society Limited.	10,000 0 0	10,000 0 0	23,000 0 0
Ourimbah Bulk Loading Rural Co-operative Society Limited	1,250 0 0	1,250 0 0	1,250 0 0
Young Cool Stores Rural Co-operative Society Limited.....	17,000 0 0	17,000 0 0	26,000 0 0
Young District Producers' Co-operative Society Limited	48,014 0 0	75,161 0 0	74,636 0 0
Rural Reconstruction Board—Various Supervisors	1,750 0 0	1,750 0 0	1,750 0 0
Miscellaneous Organisations—			
New South Wales Public Service Professional Officers' Association, Season Ticket Organisation	1,500 0 0	1,500 0 0	1,500 0 0
Public Service Association of New South Wales, Season Ticket Organisation	2,500 0 0	2,500 0 0	2,500 0 0
Maritime Services Board of New South Wales—Clerical and General Officers' Association Season Ticket Organisation	1,250 0 0	1,250 0 0	1,250 0 0
Argosy Films Limited	25,000 0 0	25,000 0 0	25,000 0 0
£	16,357,811 2 7	16,596,375 0 0	16,267,540 0 0
ADVANCES TO SETTLERS (GOVERNMENT GUARANTEE) ACT, 1929-1934.			
Rural Bank Borrowers	266,725 0 0	233,220 0 0	191,435 0 0
Total Contingent Liability	£ 16,624,536 2 7	16,829,595 0 0	16,458,975 0 0

Explanatory details of guarantees as set out above have been given in previous reports.

During the past year the Government was required to make payments totalling £116,602 0s. 1d. under guarantees. These consisted of £82,783 10s. 0d. from the Hospital Fund in liquidation of hospital overdrafts and £33,818 10s. 1d. from Consolidated Revenue for advances made by the Rural Bank under the Advances to Settlers (Government Guarantee) Act.

Guarantees on behalf of the Orange Producers' Rural Co-operative Society and the Young Cool Stores Rural Co-operative Society were increased by £13,000 and £9,000 respectively, to permit of a wider financing of the societies' business.

The scope of lending activities of Co-operative Building Societies was extended by the Co-operation (Amendment) Act, 1945, whereby the Government may now indemnify a Society against loss from advances made up to 100 per cent. of security values instead of 90 per cent. as before, and to an aggregate of £750,000 in place of the previous maximum of £500,000. These amendments had not resulted in any additions to guaranteed borrowings by the end of the financial year, the Government's liability being unchanged at £15,004,825.

SINKING FUND.

The operations of the National Debt Sinking Fund for New South Wales in 1944-1945 may be summarised :—

	£	s.	d.
Balance held by the National Debt Commission at 1st July, 1944 ...	1,354,968	14	11
<i>Receipts—</i>	£	s.	d.
Contributions by Commonwealth Government... ..	670,824	10	6
Contributions by New South Wales Government ...	2,944,012	6	7
Contributions under Federal Aid Roads Act ...	22,862	10	0
Sundry Interest Earnings... ..	4,062	19	6
			<hr/>
	3,641,762	6	7
Amount available for 1944-1945	4,996,731	1	6

Expenditure—

Repurchases and Redemptions—

	<i>Face Value.</i>			<i>Cost.</i>		
	£	s.	d.	£	s.	d.
In London	1,595,377	5	8	2,000,204	5	4
In New York	106,852	19	6	161,120	17	2
In Australia... ..	2,673,982	0	0	2,673,905	15	11
			<hr/>			<hr/>
	4,376,212	5	2	4,835,230	18	5
						<hr/>
					4,835,230	18 5
Balance held by the National Debt Commission at 30th June, 1945...	£161,500	3	1			

The face value of securities repurchased and redeemed in London or in New York is shown in the table in sterling. All other amounts are expressed in Australian currency.

Contributions to the Sinking Fund for loans held overseas (London and New York) are calculated at a parity of exchange between London and Australia, and at the Mint par of 4·8665 dollars to the pound sterling. This method of contribution, which was adopted at the commencement of the Financial Agreement, on the basis of the then existing conditions, was not varied when the Australian pound was later stabilised at the devalued rate of 125½ per 100 Sterling, and in an amendment to the Financial Agreement effected during the year the method was given the authority of law. As the Sinking Fund is obliged to meet exchange on the repurchase of securities in London or New York, the additional cost thus incurred must be expected to prolong the plan of debt repayment beyond that contemplated in the Financial Agreement.

Receipts into the Fund for 1944-45 amounted to £3,641,762 6s. 7d., of which £2,944,012 6s. 7d. was contributed by the State, £670,824 10s. 6d. by the Commonwealth, and £26,925 9s. 6d. was derived from other sources.

Recoupments by business undertakings and statutory bodies towards the State's contribution for the year totalled £1,566,299 7s. 10d., leaving a net charge of £1,377,712 18s. 9d. to be met from Consolidated Revenue Appropriations. Against this charge there should be set off £17,474 3s. 3d. paid by business undertakings and statutory bodies as arrears of recoupments for previous years. The net cost of the Sinking Fund upon the general revenues of the State was thus £1,360,238 15s. 6d. for the year.

The State's total contribution increased by £254,959 17s. 11d. compared with 1943-44. Apart from the progressively higher amount payable on cancelled securities, additional contributions were brought about in 1944-45 by—

- (a) an amendment to the Financial Agreement requiring a contribution of 15s. per cent. on special deficit loans, whereas 5s. per cent. had previously been paid; and
- (b) an adjustment of contributions for past years consequent upon legal advising that contributions are payable upon loans entered into for the purpose of meeting costs incurred in connection with the flotation of loans for conversion purposes. Such loans had been deemed not to attract Sinking Fund contribution. The adjustment involved an additional payment of £29,646 1s. 4d. in 1944-45.

During 1944-45 public debt totalling £4,376,212 5s. 2d. was extinguished by operations of the Sinking Fund. The cost was £4,835,230 18s. 5d., inclusive of exchange on overseas remittances, equivalent to an average of £110 9s. 9d. per £100 of securities purchased or redeemed :—

Year.	London and New York.			Australia.			Average Purchase Price.		
	£	s.	d.	£	s.	d.	£	s.	d.
1935-36	125	2	5	100	19	5	115	9	5
1936-37	117	18	8	100	7	5	110	3	9
1937-38	121	19	0	100	0	0	117	11	2
1938-39	116	16	4	100	2	2	106	5	10
1939-40	123	2	8	100	4	3	102	10	10
1940-41	96	4	3*	100	0	8	98	18	4
1941-42	124	10	7	100	8	6	121	4	3
1942-43	126	4	6	100	0	0	113	4	11
1943-44	129	8	0	100	0	0	117	10	0
1944-45	126	19	5	99	19	11	110	9	9

* New York only.

A summary of Sinking Fund transactions from the commencement of the Financial Agreement in 1928-29 to 30th June, 1945, will be found on pages 180 to 182 of the Public Accounts. Total receipts of the fund are shown at £37,885,521 17s. 6d., consisting of £27,549,755 15s. 11d. contributed by the State, £9,680,369 17s. 9d. by the Commonwealth, £411,535 14s. 3d. received under the Federal Aid Roads Act and £243,860 9s. 7d. derived from sundry interest earnings. Public debt of the State amounting to £34,068,325 13s. 11d. has been extinguished by the operation of the fund at a cost of £37,724,021 14s. 5d., inclusive of exchange on overseas remittances. In the aggregate, £110 14s. 7d. has been expended in retiring each £100 of debt, made up of £119 4s. 0d. for overseas debt and £100 4s. 6d. for debt in Australia.

The amount of £27,549,755 15s. 11d. contributed by the State is accounted for by annual payments as follows :—

Year.				Fixed Contribution.		Additional Contribution —4½% on Cancelled Securities.		Total Contribution.	
				£	s. d.	£	s. d.	£	s. d.
1928-29	635,270	9 7	3,004	8 10	638,274	18 5*
1929-30	710,508	2 6	45,479	2 11	755,987	5 5
1930-31	762,153	9 3	109,278	6 2	871,431	15 5
1931-32	807,853	18 0	168,435	19 11	976,289	17 11
1932-33	846,293	7 11	231,207	12 4	1,077,501	0 3
1933-34	877,666	13 2	288,576	3 5	1,166,242	16 7
1934-35	901,512	12 5	385,446	11 8	1,286,959	4 1
1935-36	939,108	3 1	396,853	12 6	1,335,961	15 7
1936-37	998,834	0 11	501,555	1 0	1,500,389	1 11
1937-38	1,046,631	1 9	598,153	17 5	1,644,784	19 2
1938-39	1,081,876	15 3	696,231	16 4	1,778,108	11 7
1939-40	1,171,074	9 10	800,852	5 11	1,971,926	15 9
1940-41	1,247,526	13 5	896,117	11 6	2,143,644	4 11
1941-42	1,314,614	9 11	989,653	1 9	2,304,267	11 8
1942-43	1,340,662	18 9	1,124,258	3 3	2,464,921	2 0
1943-44	1,426,077	17 0	1,262,974	11 8	2,689,052	8 8
1944-45	1,582,240	8 6	1,361,771	18 1	2,944,012	6 7
Total				£	17,689,905 11 3	9,859,850 4 8		27,549,755 15 11	

* Includes £29,987 1s. 2d. State Sinking Fund moneys in hand at commencement of the Financial Agreement.

Amounts shown in the first column consist of the fixed annual contribution calculated at 5s. per cent. on the net public debt at 30th June, 1927 and on subsequent loans, together with certain special contributions, including those payable for deficiency borrowings, loans expended on wasting assets and discounts on conversion loans. The second column sets out the additional contribution payable at 4½ per cent. per annum on the face value of securities repurchased or redeemed from the Sinking Fund.

It will be observed that in almost every year the predominant item in the increasing cost of the Sinking Fund is the higher contributions payable on account of cancelled securities.

Two factors must be expected to bring about an increase in contributions from year to year, one being the raising of new loans, the other the expanding volume of repurchases and redemptions. In considering the effect upon the State's finances of the second factor, regard must be had to the set-off of interest on the cancelled securities, and, in the case of those loans where interest would have been payable overseas, to the additional saving in exchange.

MISCELLANEOUS ACTIVITIES.

HOUSING COMMISSION OF NEW SOUTH WALES.

The Housing Act, 1941, set up a Housing Commission of New South Wales for the promotion of housing within the State and to carry on the existing housing activities established under the provisions of the Housing Act, 1912, the Housing of the Unemployed Act, 1934-37, and the Housing Improvement Act, 1936-37. The Commission thus took over the control and management of the Homes for Unemployed Scheme, the Dacey Garden Estate and flats at Erskineville.

Part V of the Act constituted an account in the Special Deposits to be called the "Housing Account," consisting of moneys derived from the projects named and moneys voted by Parliament, the account to be applied for any of the purposes of the Act.

Since the establishment of the Commission, allocations for housing purposes totalling £786,478 12s. 10d. have been made from Consolidated Revenue Fund, while an amount of £618,477 0s. 7d. was provided from General Loan Account in 1944-45. With the addition to these sums of funds derived from activities taken over at the commencement of the Act, the Commission had under its control at 30th June, 1945, a total of £2,233,453 2s. 1d. This was represented by :—

	£	s.	d.
Cash at Treasury	688,578	17	11
Inscribed Stock	74,528	18	8
Land and Property	734,583	12	0
Works in Progress	666,254	13	1
Debtors, Stocks, etc.	247,976	14	6
Developmental Expenditure	8,039	16	9
	2,419,962	12	11
Less Sundry Creditors, Reserves, etc.	186,509	10	10
	£ 2,233,453	2	1

The facilities of the Commission were utilised during the earlier years of the war in the construction of hostels and home units for the Commonwealth War Housing Trust and the provision of housing for persons employed in munition factories in country towns; major undertakings within the latter category being the erection of cottages at Orange, Bathurst, Cowra and Unanderra. Some of these dwellings were sold to home purchasers and the remainder were let.

During the past financial year the Commission has principally devoted itself to the erection of houses under the War Time Housing Scheme sponsored by the Commonwealth and State in conformity with a plan which is to merge into a large-scale housing programme in the post-war years. The arrangements between the two Governments as embodied in a draft agreement provide for financial assistance to families on low incomes to take the form of a rental rebate equal to the difference between the economic rent of the dwelling (to be determined according to a prescribed formula) and a proportion of the family income. It is proposed that any losses incurred from such rebates shall be shared by the Commonwealth and the State.

At the 30th June, 1945, projects for the erection of 870 dwellings, 514 by day labour and 356 by contract, had been commenced. Of these, 251 had been erected and 458 were in course of construction.

A number of cottages are already occupied at weekly rates arrived at on the lines of the formula for establishing the economic rental. Instances have come to notice, however, in which the Commission has used, for the purpose of determining such rental, figures based on estimates which, according to the records so far available, are considerably less than the actual costs. Aspects of this matter, in its relationship to the terms of the draft agreement between the Commonwealth and the State, have been brought to the special notice of the Treasury and the Commission.

SOUTHERN ELECTRICITY SUPPLY UNDERTAKING.

	1941-42.	1942-43.	1943-44.	1944-45.
Income—	£	£	£	£
Electricity Sales	395,143	427,430	471,407	474,524
Rents Receivable	1,070	952	970	1,008
Miscellaneous Revenue	1,110	1,346	1,298	1,700
Total Income	£ 397,323	429,728	473,675	477,232
Operating Expenses—				
Generation	137,078	124,758	142,250	185,231
Distribution	30,281	32,296	34,702	38,719
General	14,706	24,410	29,040	26,439
Total Operating Expenses	£ 182,065	181,464	205,992	250,389
Operating Surplus	£ 215,258	248,264	267,683	226,843
Interest Received	18,883	21,394	23,897	25,471
Gross Surplus	£ 234,141	269,658	291,580	252,314
Reserves and Charges on Capital—				
Depreciation Reserve Contribution	76,919	81,472	84,030	85,720
Interest on Capital	88,027	90,888	92,178	93,267
Exchange	12,065	12,495	12,892	13,012
Yanco Power Station—Instalment of Principal	3,914	5,586	5,999	5,409
Total	£ 180,925	190,441	195,099	197,408
Net Profit on Operations	£ 53,216	79,217	96,481	54,906
Generation Contingency Reserve	Dr. 15,519	Cr. 30,634
Net Surplus transferred to General Reserve Account	£ 53,216	79,217	80,962	85,540

Operations for 1944-45 resulted in a surplus of £54,905 15s. 2d., which was increased to £85,539 13s. 0d. by the transfer of £30,633 17s. 10d. from Generation Contingency Reserve to offset extra cost incurred in consequence of reduced hydro-electric generation at Burrinjuck. In the previous year a net surplus of £96,480 13s. 6d. was disclosed prior to the transfer of £15,519 0s. 6d. to Generation Contingency Reserve.

SOUTH-WEST TABLELANDS WATER SUPPLY.

	1942.	1943.	1944.
	£	£	£
Earnings	37,917	38,430	47,011
Working Expenses	22,768	22,685	25,702
Available Surplus	£ 15,149	15,745	21,309
Interest and Exchange	28,527	28,515	28,468
Sinking Fund Contribution	3,549	3,861	4,322
Renewals Reserve Contribution	8,088	8,147	8,151
Total Charges against available surplus	£ 40,164	40,523	40,941
Final Net Result	£ 25,015	24,778	19,632
	Deficit.	Deficit.	Deficit.

Water is distributed in bulk to Councils throughout the South-west Tablelands and to the Department of Railways at various centres. A number of minor consumers at places adjacent to the pipe line are also supplied.

The quantity of water sold in 1944 was considerably in excess of that in the previous year. The result was a reduction in operating costs per thousand gallons delivered from 11·14d. to 9·99d. and a decrease of £5,146 in the deficit.

The amount of the deficiency, £19,632, together with £606 for retrospective adjustment of losses incurred in earlier years was met from Consolidated Revenue 1944-45, in terms of Section 14 of the South-west Tablelands Water Supply Administration Act, which provides that deficiencies may be made good from moneys voted by Parliament.

JUNEE WATER SUPPLY.

	1942.	1943.	1944.
	£	£	£
Earnings	11,888	11,800	13,346
Working Expenses	7,476	6,664	5,910
Available Surplus	£ 4,412	5,136	7,436
Interest and Exchange	8,543	8,482	8,441
Sinking Fund Contribution	1,315	1,414	1,560
Renewals Reserve Contribution	2,028	1,992	1,993
Total Charges against available surplus £	11,886	11,888	11,994
Final Net Result	£ 7,474 Deficit.	6,752 Deficit.	4,558 Deficit.

Water is supplied to the Junee Municipal Council, the Department of Railways and minor consumers. The average return from water sales for 1944 was 1s. 6·037d. per thousand gallons, the total deficiency being £4,558, equal to 6·16d. per thousand gallons.

The amount of £4,558 was charged to Consolidated Revenue, 1944-45, in terms of Section 13B of the Junee Water Supply Administration Act, 1915-1941, which provides that the deficiency of any year may be made good out of moneys voted by Parliament.

PORT KEMBLA HAULAGE AND SHIPMENT UNDERTAKING.

	1942-43.	1943-44.	1944-45.
Earnings	54,313	61,731	61,570
Working Expenses	50,888	55,798	55,633
Operating Surplus	£ 3,425	5,933	5,937
Interest and Exchange	5,307	5,469	5,591
Renewals Reserve	4,185	4,344	4,407
	£ 9,492	9,813	9,998
Final Net Result	£ 6,067 Deficit.	3,880 Deficit.	4,061 Deficit.

The control of all shipping activities at Port Kembla is vested in this Undertaking.

Increases in locomotive hire charges and shipping and haulage rates, which had been imposed in the financial year 1943-44, were later suspended by virtue of prices regulations issued under the National Security Act. This suspension operated on 24th October, 1944, from which date the undertaking was obliged to revert to the charges ruling at 12th April, 1943. Earnings for portion of the year ended 31st March last were affected by the reversion to the lower rates, and a deficiency of £4,061 was disclosed.

At 31st March, 1945, the accounts showed an accumulated surplus of £12,112.

NEW SOUTH WALES GOVERNMENT ENGINEERING AND SHIPBUILDING UNDERTAKING.

	1942-43 (thirteen months).	1943-44.	1944-45.
Income—	£	£	£
Sales and Services	347,703	833,911	903,772
Miscellaneous Income	1,544	1,551	2,350
Total Income	£ 349,247	835,462	906,122
Expenditure—			
Direct Wages	166,635	358,125	378,279
Direct Material and Expense	72,918	244,841	245,119
General Works Charges, including Works depreciation	53,475	122,809	173,575
Administrative Charges, including Office depreciation	20,119	32,526	39,123
Interest on Capital	8,365	17,324	19,786
Sinking Fund Contribution	164	172	197
Total Expenditure	£ 321,676	775,797	856,079
Net Profit	£ 27,571	59,665	50,043
<i>Appropriated as follows:—</i>			
Preliminary Construction and Development Expenses written off	9,029	15,819	17,179
Provision for repayment of Loans	2,416	9,058	10,409
Special Provision for depreciation	3,645	4,000
Transferred to Accumulated Funds	12,481	30,788	22,455
	£ 27,571	59,665	50,043

Trading activities consist of ship construction on behalf of the Commonwealth Government carried out on a cost-plus basis, Dredge Service repairs and other services for the Department of Public Works, merchant ship repairs, maintenance and operating of the Floating Dock and general engineering work.

Provision has been made in the accounts for the repayment of capital to the extent of £22,416 of which £17,185 had actually been repaid at the 31st March, 1945, leaving a capital liability of £560,712 at that date.

The amount repaid comprised £16,849 against advances by the Australian Shipbuilding Board and £336 in respect of capital provided from General Loan Account.

Net profits for each of the three trading periods, as set out in the tabulation, were arrived at after providing for interest on the full capital invested in the Undertaking, and sinking fund contribution on General Loan capital. At 31st March, 1945, the accumulated surplus was £63,920, derived after setting aside amounts for various reserves as shown in the tabulation.

SYDNEY HARBOUR BRIDGE.

	1941-42.	1942-43.	1943-44.	1944-45.
	£	£	£	£
Earnings	296,209	270,961	281,235	302,542
Working Expenses	60,016	52,017	44,009	39,112
Available Surplus	£ 236,193	218,944	237,226	263,430
Debt Charges—				
Interest, Exchange and Loan Management Expenses	326,179	319,424	313,663	315,299
Sinking Fund Contributions	49,173	52,279	55,097	65,465
Total Debt Charges	£ 375,352	371,703	368,760	380,764
Final Net Result	£ 139,159	152,759	131,534	117,334
	<i>Deficiency.</i>	<i>Deficiency.</i>	<i>Deficiency.</i>	<i>Deficiency.</i>

The deficiency revealed in each of the past four years is attributable to the decline in road tolls, the revenue from this source in 1944-45 being £133,392 17s. 9d. less than in 1939-40.

Earnings comprised :—

	1942-43.	1943-44.	1944-45.
	£	£	£
Contributions by Passengers—			
Railway	111,336	116,184	119,253
Tramway and Omnibus	24,404	24,886	25,401
£	135,740	141,070	144,654
Road Tolls	126,411	131,156	150,370
Rents, etc.	8,810	9,009	7,518
£	270,961	281,235	302,542

Passengers carried over the bridge during the year by the railways totalled 23,681,250 and 23,165,437 travelled by tramway and omnibus. Owing, however, to a variation of approximately a penny, which has prevailed for some years, in the respective unit contributions, the return from tramway and omnibus services was £93,852 less than that from the railways.

The accumulated deficiency amounted to £517,761 at 30th June, 1945.

Debt charges totalling £380,764 were debited to the bridge in 1944-45. Payments totalled £269,389, the difference, £111,375, being the sum which had to be met from Consolidated Revenue Fund in the year on account of the bridge.

Arrears of debt charges aggregating £531,481 were due to Consolidated Revenue at 30th June, 1945.

METROPOLITAN MEAT INDUSTRY COMMISSIONER.

Accounts of the Metropolitan Meat Industry Commissioner for the year ended 30th June, 1944, were not received by me until 22nd June, 1945. My report thereon has been forwarded to the Colonial Treasurer and the Minister for Public Health.

The accounts disclosed a surplus of £27,986. Operations for the years 1941-42 and 1942-43 resulted in deficiencies of £47,830 and £64,520, respectively, the improved result in 1943-44 being attributable mainly to increased charges for slaughtering, imposed in July, 1943.

Interest, exchange and sinking fund contribution, part for 1941-42 and in full for 1942-43, 1943-44 and 1944-45, have not yet been met and at 30th June, 1945, £134,832 was owing to the Treasury.

DEPARTMENT OF MAIN ROADS.

Transactions of the County of Cumberland Main Roads Fund, Country Main Roads Fund and the Developmental Roads Fund, are summarised below for 1938-39, 1942-43, 1943-44 and 1944-45. The first-named year is shown on an Income and Expenditure basis, and the three later years in the form of Receipts and Payments as now followed in the annual accounts. Operations of 1938-39, the last pre-war year, are included in order to permit of comparison of the finances of the Department of Main Roads under war-time conditions with those prevailing before the war.

	1938-39. (Income and Expenditure basis.)	1942-43.	1943-44.	1944-45.
	£	£	£	£
Receipts—				
Motor Taxation	2,004,027	1,625,270	1,684,331	1,708,790
Requisitions on Councils (Section II of Main Roads Act)	201,899	238,219	232,543	232,690
Transfers from Transport Funds	14,529	18,855	73,726	136,587
Grant under Federal Aid Roads Agreement ...	1,176,039	440,031	143,958	536,509
Contribution from General Loan Account ...	245,583	50,000
Advances by Commonwealth for construction and maintenance of defence works	3,776,425	2,033,339	633,312
Hire of Plant and Vehicles	220,306	206,999	161,662
Miscellaneous	174,173	196,194	218,965	214,851
£	3,816,250	6,565,300	4,593,861	3,624,401
Payments—				
Maintenance of Main Roads, Bridges and Ferries	1,520,342	1,121,017	1,550,674	1,608,500
Construction and reconstruction of Main Roads and Bridges	1,736,898	452,482	428,103	444,703
Debt charges—Treasury and Councils	347,274	308,234	314,906	265,596
Administration	100,583	115,818	114,846	119,241
Construction and maintenance of defence works from funds provided by the Commonwealth	3,861,733	1,380,911	990,197
Repairs and expenses—plant and vehicles	91,770	113,486	137,520
Miscellaneous, including purchase of assets ...	6,289	247,639	156,716	117,173
£	3,711,386	6,198,693	4,059,642	3,682,930

Compared with 1938-39 the figures disclose a considerable decrease in receipts from the principal sources of roads income, namely motor taxation and the Federal Aid Roads Grant, and a consequent reduction in expenditure on roads, the construction and maintenance programme having been restricted to works of an essential nature.

A large part of the Department's activities has been devoted in recent years to the construction of defence works on behalf of the Commonwealth Government.

By arrangement between the State and the Commonwealth, payments by the latter under the Federal Aid Roads Agreement were suspended from 1st November, 1943, to 30th June, 1944. An additional sum of £398,830 would have been received as income by the Department of Main Roads for this period had the suspension not operated.

As the agreement with the Commonwealth for the payment of Federal Aid Roads moneys is embodied in an Act of Parliament it would seem that the variation in the terms of the agreement arising from the suspension of payments should be validated by Parliament.

At 30th June, 1945, balances of the various Roads Funds amounted to £1,514,004 of which sum £183,901 was held for defence works on behalf of the Commonwealth.

STATE COAL MINE—LITHGOW.

	1942-43.	1943-44.	1944-45.
	£	£	£
Earnings	248,620	280,090	326,784
Working Expenses	243,203	261,444	287,104
OPERATING RESULT	5,417	18,646	39,680
Less—	(Surplus.)	(Surplus.)	(Surplus.)
Interest and Exchange	12,169	11,956	12,202
Sinking Fund Contribution	1,782	1,917	2,087
Reserve for payment of Accrued Leave ...	2,290	2,364	2,339
	16,241	16,237	16,628
FINAL NET RESULT £	10,824	2,409	23,052
	(Deficit.)	(Surplus.)	(Surplus.)

Reduction in production costs per ton of coal, together with a higher average return from sales and an increase in output, were favourable factors in the year's operations.

The capital expenditure at 30th June, 1945, totalled £592,711 8s. 0d. In accordance with a declaration by the Governor in terms of section 15 of the State Coal Mines Act, 1912-42, the capital indebtedness to the Treasury was fixed during the year at £310,000. This fixation operated as from 11th May, 1933.

PUBLIC TRUST OFFICE.

Earnings of the Public Trust Office were £80,730 and expenses £82,092, the deficiency of £1,362 being made good by an allocation from interest receipts of the Common Fund constituted under Section 36C of the Public Trustee Act as inserted by the Public Trustee (Amendment) Act, 1942.

By the amending Act of 1942, balances to the credit of current accounts in the books of the Public Trustee are, with prescribed exceptions, to form a common fund available for investment as provided in the Act.

The Act directs that income from investments of the Common Fund is to be credited to an Interest Suspense Account from which the Public Trustee may make allocations to (a) an Estates Guarantee and Reserve Account and (b) participating estates. The amount of each allocation is within the discretion of the Public Trustee and any balance remaining in the Interest Suspense Account or so much thereof as the Public Trustee may determine may be applied towards meeting expenses of the Public Trust Office.

Operations of the Interest Suspense Account from the commencement of the Common Fund in 1942-43 to 30th June, 1945, were as follows:—

Receipts—	1942-43.	1943-44.	1944-45.
	£	£	£
Interest	26,370	33,608	43,077
Payments—			
Estates	16,437	15,810	17,880
Estates Guarantee and Reserve Account	1,500	3,544	5,345
Consolidated Revenue	6,043	271	1,362
	£23,980	£19,625	£24,587

Out of a total earnings of £103,055 as shown in the tabulation, an amount of £50,127 equal to 48·64 per cent. has been distributed to participating estates, £10,389 equal to 10·08 per cent. credited to the Estates Guarantee and Reserve Account and £7,676 or 7·45 per cent. taken into Consolidated Revenue towards expense of administration of the Public Trust Office. An amount of £34,863 had not been distributed at 30th June, 1945.

GOVERNMENT CHARCOAL UNDERTAKING.

Operations during the year under review were on a considerably reduced scale compared with 1943-44 and resulted in a loss of £16,786, a decrease of £28,050 on the figure of £44,836 for the previous year.

Sales decreased by £107,588 from £269,655 to £162,067 and expenses were down £187,331 from £351,894 to £164,563.

Production at Government kilns has practically ceased, it being estimated that private production plus the stock on hand, valued at £42,628, would meet future demands.

At 30th June, 1945, the accounts showed an accumulated deficiency of £190,625.

WORKMEN'S COMPENSATION (BROKEN HILL) JOINT COMMITTEE.

By the provisions of the Workmen's Compensation (Broken Hill) Act, 1920-42, compensation and benefits are paid to mine workers who are declared by the medical authority to be suffering from pneumoconiosis contracted as the result of working in the mines at Broken Hill.

The scheme is administered by a committee representative of the mine owners and mine workers with an independent chairman. Costs of compensation, administration and other expenses are met partly by Mining Companies and partly by the State.

Operations for the past three years ended 31st December, were :—

	1942.	1943.	1944.
	£	£	£
Compensation	104,902	108,729	103,843
Medical Expenses	1,187	986	857
Administration	1,293	1,396	1,330
	£ 107,382	111,111	106,030
Provided by—			
State	47,432	48,441	45,462
Mining Companies	59,950	62,670	60,568
	£ 107,382	111,111	106,030

WORKERS' COMPENSATION (SILICOSIS) COMMITTEE.

STATEMENT OF INCOME AND EXPENDITURE OF THE COMPENSATION FUND.

	1942-43.	1943-44.	1944-45.
Income—	£	£	£
Contributions by Employers	15,797	22,887	40,081
Grants from Consolidated Revenue	20,018	20,050	20,000
Total Income	£ 35,815	42,937	60,081
Expenditure—			
Compensation, etc.	33,849	52,945	71,651
Medical Expenses	1,542	1,642	2,409
Administrative Costs	1,795	1,815	1,811
Sundries	34	126	41
Total Expenditure	£ 37,220	56,528	75,912
Excess of Expenditure over Income	£ 1,405	13,591	15,831

At 30th June, 1945, the fund showed an accumulated deficiency of £28,364. Finance to meet this deficiency has been provided by the Treasury in the form of loans totalling £30,750 of which £2,000 in 1940-41, was charged to the account "Advances for Departmental Working," and £11,750 and £17,000, in 1943-44 and 1944-45 respectively, was met from Consolidated Revenue Fund.

Amendments to the financial basis of the Fund were introduced by the Workers' Compensation (Amendment) Act, 1945, whereby contributions necessary to provide for expenditure as estimated each year by the Committee are to be borne in future by workers' compensation insurers in proportions determined by an Insurance Premiums Committee constituted under the Workers' Compensation Act. To 30th June, 1945, costs of the compensation scheme had been met by employers in the industries covered by the scheme, supplemented by Government subsidy.

POLICE SUPERANNUATION AND REWARD FUND.

In accordance with the provisions of the Police Regulation (Superannuation) Act, 1906, a sum of £236,000 was paid from Consolidated Revenue Fund towards the cost of pensions during 1944-45, compared with £221,000 in 1943-44, and £192,550 in 1942-43.

RECEIPTS.	Year Ended 30th June.			PAYMENTS.	Year Ended 30th June.		
	1943.	1944.	1945.		1943.	1944.	1945.
	£	£	£		£	£	£
Contributions from Members of Police Force	54,465	53,277	51,660	Pensions	332,680	339,974	348,502
Contribution from the Road Transport and Traffic Fund	47,450	29,615	29,625	Gratuities to Retired Officers and Widows of Officers	6,867	10,190	14,118
Moieties of Fines, Forfeitures, etc.	41,637	40,931	46,201	Medical Fees	142	116	227
Statutory Appropriation from Consolidated Revenue, Act No. 28, 1906...	192,550	221,000	236,000	Refunds and Transfers ...	328	531	627
Total Receipts£	336,102	344,823	363,486	Total Payments£	340,017	350,811	363,474
				Cash Balance at 30th June ...£	6,506	518	530

Of each pound paid in respect of pensions, etc., the cost has been borne in the following proportions—

	1942-43.	1943-44.	1944-45.
	£ s. d.	£ s. d.	£ s. d.
Members of Police Force	0 3 3	0 3 1	0 2 10
Road Transport Fund and Moiety of Fines, etc	0 5 4	0 4 1	0 4 2
Consolidated Revenue Fund	0 11 5	0 12 10	0 13 0
£	1 0 0	1 0 0	1 0 0

GOVERNMENT RAILWAYS SUPERANNUATION FUND.

The fund is financed by employers' contributions from the Government Railways Fund and the Transport Funds and by employees' contributions calculated at the rate of 1½ per cent. of salaries and wages.

Receipts and payments for the past three years are set out below :—

RECEIPTS.	Year Ended 30th June.			PAYMENTS.	Year Ended 30th June.		
	1943.	1944.	1945.		1943.	1944.	1945.
	£	£	£		£	£	£
Contributions from Railway and Tramway Employees	267,084	280,700	279,971	Pensions	707,342	753,363	857,949
Miscellaneous Receipts ...	8,254	9,071	9,540	Refunds and Gratuities to Retired Employees and Widows of Employees ...	64,667	69,165	79,678
Contributions from the Government Railways Fund	363,000	393,000	478,000	Administrative Expenses and Miscellaneous Payments	3,054	4,016	2,741
Contributions from Transport Funds	135,395	144,164	172,776	Total Payments£	775,063	826,547	940,368
Total Receipts£	773,733	826,935	940,287	Cash Balance at 30th June £	50,017	50,405	50,324

Of each pound paid in respect of pensions etc., the cost has been borne in the following proportions :—

	1942-43.	1943-44.	1944-45.
	£ s. d.	£ s. d.	£ s. d.
Railway and Tramway Employees—Contributions and Miscellaneous Receipts	0 7 1	0 7 0	0 6 2
Contributions from Government Railways Fund and Department of Road Transport and Tramways	0 12 11	0 13 0	0 13 10
£	1 0 0	1 0 0	1 0 0

MINERS' PENSIONS FUNDS.

The administration of miners' pensions funds set up by the Coal and Oil Shale Mine Workers (Pensions) Act, 1941-42, is vested in a Pensions Tribunal consisting of a chairman appointed by the Minister and representatives of mine owners and mine workers.

By Section 19 (3) of the Act expenditure on pensions and other charges is to be met in the following proportions :—

- (a) One-fourth or the sum of £80,000, whichever is the less, by the Colonial Treasurer.
- (b) Of the balance—
 - (1) Two-thirds by mine owners, and
 - (2) One-third by mine workers.

A sum of £80,000 was paid from Consolidated Revenue in 1944-45, by way of contribution to the Fund.

Accounts dealing with transactions of that year have not yet been presented for audit. Operations to 30th June, 1944, are summarized in the statement below :—

	1941-42 (eight months).	1942-43.	1943-44.
Income—	£	£	£
Contributions by Mine Owners ...	150,932	249,137	236,371
Contributions by Mine Workers ...	66,838	114,119	109,331
Contributions from Consolidated Revenue	56,250	80,000	80,000
Interest and Miscellaneous	27	1,445	2,469
Total Income £	274,047	444,701	428,171
Expenditure—			
Pensions	148,180	390,749	428,287
Administration	5,829	9,752	9,037
Total Expenditure £	154,009	400,501	437,324
Provision for Reserve	48,500	72,500	17,500
Total Charges £	202,509	473,001	454,824
Net Result ... £	71,538	28,300	26,653
	<i>Surplus.</i>	<i>Deficiency.</i>	<i>Deficiency.</i>

In view of the adverse financial results to 30th June, 1944, the Tribunal resolved to increase contributions payable by mine owners from 5d. to 7d. per ton of coal production and by employees from 2s. 6d. per week to 3s. 6d. per week. These increases did not come into effect, however, until 18th March, 1945.

KOSCIUSKO STATE PARK.

The Kosciusko State Park Act, 1944, permanently reserved certain available crown lands to be known as Kosciusko State Park and constituted a trust, with the Minister for Lands as Chairman, to carry out any work in connection with the improvement, development and maintenance of the Park.

A Fund under the control of the Trust is to be credited with all moneys received from—

- (1) rent for snow leases, permissive occupancies or mining leases within the Park;
- (2) royalties, fees and charges for trees or timber cut or removed;
- (3) penalties under the Act; and
- (4) appropriations by Parliament for the purposes of the Act.

Receipts and payments of the Trust from 5th June, 1944 (the date at which operations commenced) to 30th June, 1945, were :—

Receipts—								£	£
Rents—									
Snow Leases	11,469	
Permissive Occupancies	2,657	
Mining Leases	9	
								14,135	
Timber Royalties and Fees	204	
								£14,339	
Payments—									
Maintenance	381	
Travelling Expenses	121	
Salaries and Wages	78	
Buildings	34	
Stationery, Stamps, etc.	12	
								626	
Excess of Receipts over Payments	£13,713	

The amount of £13,713 was held in Treasury Special Deposits at 30th June, 1945.

GOVERNMENT AGENCY DEPARTMENT—RURAL BANK OF NEW SOUTH WALES.

The Government Agency Department, Rural Bank of New South Wales, is charged with the administration, control, and collection of repayments, of various types of advances granted for land development, relief to farmers, unemployment relief and housing.

The Agency was constituted by the Rural Bank (Agency) Act, 1934, and at its inception responsibility for collection of debts owing to the Government by various debtors for advances and other forms of assistance which had been administered through several Government departments and instrumentalities was assumed by the bank. Payments by debtors on account of interest and other collections of a revenue nature are remitted by the bank to the Treasury, while principal repayments are retained as capital for the purpose of fresh advances. Additional capital may also be provided by the Treasury.

Agency Department on account of the Treasury. This was represented by—

Sundry Debtors	7,666,419
Capital Funds in custody of Rural Bank Department	...					386,192
Cash	401,282
						8,453,893
Less contra items	50,986
						£8,402,907

The Rural Bank, through the Government Agency Department, is also the authority for disbursing advances under a co-operative scheme of farm mechanisation sponsored by the State. Out of funds amounting to £150,000 provided by the Treasury to 30th June, 1945, repayable advances totalling £114,371 had been made to Co-operative Dairy Societies for the purchase of farming plant to be hired to dairy farmers, the amount outstanding at 30th June, 1945, £110,135, being included in Sundry Debtors, as shown above.

Administrative costs of the Government Agency Department certified by the Bank Commissioner are payable from the Consolidated Revenue Fund. Costs compiled on income and expenditure lines for the past three years were:—

AGENCY.							1942-43.	1943-44.	1944-45.
Advances to Settlers...	£ 12,664	£ 12,369	£ 12,143
Rural Reconstruction	71,394	72,025	69,352
Government Guarantee	154	143	138
Irrigation	27,450	26,758	26,611
Rural Industries	25,984	24,291	30,789
Closer Settlement	543	511	647
Building Relief	6,484	5,323	3,545
Government Housing	1,861	1,616	1,424
Home Building Scheme	6,044	4,889	4,094
Soldiers' Families Housing	112	89	78
Totals							£ 152,690	148,014	148,821

Lending operations are not being carried on by the Building Relief, Government Housing, Home Building Scheme and Soldiers' Families Housing Agencies. In terms of the Housing Act, 1941, by which functions carried out by these agencies were vested in the Housing Commission, repayments of existing advances collected by the agencies are remitted to the Treasury.

UNIVERSITY OF SYDNEY.

(Including the New England University College.)

The University and University Colleges Act, 1900-1937, permanently appropriates a sum of £100,000 per annum from Consolidated Revenue by way of endowment for the Sydney University. This amount was supplemented in 1943-44 and again in 1944-45 by a further £50,000 as subsidy.

The Act also provides for the payment each year from moneys voted by Parliament of the amount by which the expenditure, as approved by the Governor, of any University College established in manner prescribed by the Act, outside the Sydney Metropolitan Area, exceeds the income of the college from all sources. In 1944-45 a sum of £21,584 was paid to the University on account of the New England University College in accordance with this provision.

In the following statement income and expenditure of the University are set out for the three financial years ended 31st December, 1942, 1943, and 1944.

	1942.	1943.	1944.
	£	£	£
INCOME—			
Endowments and Grants—			
Government of New South Wales	119,065	103,600	179,450
Commonwealth Government	5,350	7,450	8,756
Earnings from Investments	75,294	79,089	83,369
Fees	89,830	100,457	104,828
Donations for Research, etc.	58,110	60,225	51,385
Miscellaneous Income	11,146	9,879	11,775
New England University College—			
Fees and Interest	8,437	9,954	11,819
Government of N.S.W.—Subsidy	18,083	16,852	19,845
Total Income	£ 385,315	387,506	471,227
EXPENDITURE—			
Salaries and Administration	264,506	269,722	299,084
Research and special purposes	55,458	56,583	45,276
Miscellaneous Expenses	5,489	5,164	7,710
New England University College—			
Establishment and Maintenance	26,520	26,806	31,664
Total Expenditure	£ 351,973	358,275	383,734
Surplus	£ 33,342	29,231	87,493

EMERGENCY SUPPLY SCHEME—STORAGE OF ESSENTIAL FOODSTUFFS.

During the emergency period since 1941 the Commonwealth and State Governments sponsored and administered two schemes for providing reserves of food and household essentials.

Under a Primary Scheme, manufacturers, wholesalers and retailers were assisted to increase their stocks of specified commodities on the basis of three months reserve supplies. Interest and bank charges incurred in financing the scheme were shared equally between the two Governments, the cost to the State being £8,287.

Under a Secondary Scheme essential goods were stored at ten strategic centres in New South Wales for distribution as and when required. The goods were paid for by the Commonwealth, but storage and custody were at the expense of the State and involved an expenditure of £19,153.

Winding up of the stores has now been completed, the goods having been disposed of by re-sales on suppliers' account, by sales to the military, naval and other services, and by return to the Commonwealth Food Controller.

STATE CONTROLLER OF SALVAGE.

The functions of the State Controller of Salvage were transferred to the Commonwealth Salvage Commission on 1st January, 1944. The accounts of the Controller, which were wound up in August, 1945, disclose that from commencement of operations in June, 1940, a sum of £48,200 was distributed to public bodies, as follows :—

	£
Red Cross Society	17,265
Lord Mayor's Patriotic and War Fund	16,103
Royal Prince Alfred Hospital	4,788
Royal North Shore Hospital	2,883
Sydney Hospital	2,883
St. George District Hospital	1,030
Manly District Hospital	360
Newcastle Hospital	65
Country Public Bodies	2,823
	<hr/>
	£48,200

GENERAL.

Debts written off.—Statements showing details of debts totalling £163,168 1s. 0d. written off in 1944–45 will be found in Appendix 9.

This amount is made up of £29,359 6s. 2d. owing to Government departments and undertakings, and £133,808 14s. 10d. to the Government Agency Department of the Rural Bank.

Debts written off in the past five years were :—

	1940–41.	1941–42.	1942–43.	1943–44.	1944–45.
	£	£	£	£	£
Government Departments and Undertakings	56,487	33,636	21,621	25,023	29,359
Government Agency Department— Rural Bank of New South Wales ...	87,199	79,630	115,864	164,492	133,809
£	143,686	113,266	137,485	189,515	163,168

Waivers or other forms of reduction in sums owing by Crown debtors are not included in the above figures.

Certificates and Statements under Section 60 of the Audit Act, 1902.—Statements required of me under Section 60 of the Audit Act will be found in Appendices to this report. Details of defective vouchers passed under authority of Section 52 (1) of the Audit Act are shown in Appendix 2, particulars of suspensions or variations of statutes in Appendix 7, and a list of surcharges remaining unsatisfied at 30th June, 1945, or which have been removed, in Appendix 8.

Report of the Public Accounts Committee.—A report of the Public Accounts Committee dealing with expenditure incurred without Parliamentary sanction or appropriation during the year ended 30th June, 1944, was presented to the Legislative Assembly by the Committee on 8th November, 1944 and ordered to be printed.

No report in relation to the year 1944–45 has been submitted to me to be appended to this report in terms of Section 16 (5) of the Audit Act.

Administration.—There was little improvement during the year in the conditions which have prevailed in regard to staff shortage since the outbreak of the war with Japan. Three officers formerly with the Forces, and two who had been on loan, resumed duty, but at 30th June, 1945, there were still 36 in the Services and six rendering assistance in other Government Departments.

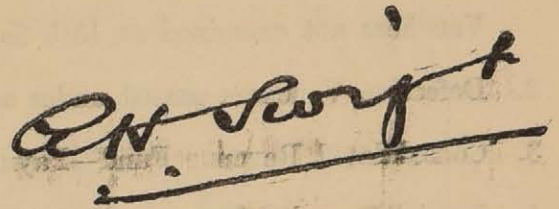
It is anticipated that the successful termination of the war and the cessation of active hostilities will permit of the return to duty of a number of experienced officers within the next six months, thus easing the situation considerably and permitting of a partial reversion to normal audit practice.

The work demanded of the Department shows no signs of diminution. With the extension of housing activities and the commencement on a large scale of public works and other reconstruction measures, the scope of audit must be expected to expand and to become even more diversified in the post-war period.

With regret I report that A. J. Mirow, whilst serving with the R.A.A.F. in Europe was reported “missing believed to have lost his life” on 22nd April, last.

Mr. A. Kennedy, D.F.M., prisoner of war in Germany since January, 1944, has now been repatriated from England, and it is hoped that favourable news will shortly be received of Mr. G. A. S. Smith, taken prisoner by the Japanese early in 1942.

I wish to place on record sincere appreciation of the assistance rendered by the members of the staff. They have at all times been zealous in the performance of the tasks allotted to them and have cheerfully and successfully coped with the exacting demands of a most difficult period. I also desire to thank the Crown Solicitor for his ready advice on legal issues submitted to him, and the Government Printer for co-operation in the presentation of this report within the very limited time allowed by the Audit Act.



Auditor General
for the State of New South Wales.

Auditor General's Department,
Sydney, 21st September, 1945.

LIST OF APPENDICES.

Number.	Page.
1. Advances made to 30th June, 1945, in respect of which Accounts in Adjustment had not been received at 13th September, 1945	67
Vouchers not examined at 13th September, 1945, except as to appropriations	67
2. Defective Vouchers passed under authority of Section 52 (1) of the Audit Act, 1902 ...	68
3. Consolidated Revenue Fund—Payments unauthorized in Suspense	69
4. Special Deposits Account—Statement of Balances of the Sundry Deposits Accounts in detail as at 30th June, 1945	70
5. Statement of Operations on the General Loan Account for 1944-45 showing—(1) Loan Expenditure on Works and Services; (2) Repayments on account of Previous Years' Expenditure; (3) Net addition to Loan Expenditure; (4) Particulars of Vestments and Divestments... ..	72
6. Statement showing Expenditure from Loan Sources and the Allocation of the Expenditure to 30th June, 1945	74
7. Statutes, the Provisions of which were Suspended or Varied during 1944-45	75
8. Statement showing Surcharges raised under Section 47 of the Audit Act, 1902, and remaining unsatisfied as at 30th June, 1945	76
Statement showing particulars of Authorities granted by the Governor-in-Council for the relief of Officers from Surcharges in terms of Section 49 of the Audit Act, 1902	76
9. Authorities granted by the Governor-in-Council during 1944-45 for the writing-off of debts due to the Crown	77
Amounts written off during 1944-45 by the Commissioners of the Rural Bank of New South Wales under the provisions of the Government Savings Bank Act No. 48 of 1906 (as amended) and the Rural Reconstruction Board under the Farmers' Relief Act, 1932-43 ...	78
10. Defalcations and Thefts—1944-45	79

APPENDIX 1.

Advances made to 30th June, 1945, in respect of which Accounts in Adjustment had not been Received at 13th September, 1945.

Year of Advance.	Department Authorising Advance.	Accounting Officer.	Period Allowed for Adjustment.	Amount.	Total.
<i>From Closer Settlement Fund.</i>				£ s. d.	£ s. d.
1944-45	Lands	T. H. Compagnoni...	30 days	8 3 9
<i>From Consolidated Revenue Fund.</i>					
1944-45	Agriculture	F. Hedges	30 days ...	1,692 12 4	
1944-45	Government Tourist Bureau	F. Bullen	90 days ...	1,888 11 8	
1944-45	Labour and Industry	P. Geoghegan	30 days ...	89,353 11 1	
1944-45	Lands	T. H. Compagnoni ...	30 days ...	1,394 3 7	
1944-45	Public Instruction.....	C. McKinnon	30 days ...	543,017 8 8	
1944-45	State Superannuation Board	D. B. Parks	30 days ...	6,265 7 10	
1944-45	Technical Education.....	E. F. Noon	30 days ...	19,782 16 3	
1944-45	Water Conservation and Irrigation Commission.	J. Seabrook	30 days ...	7,323 0 6	670,717 11 11
<i>From General Loan Account.</i>					
1944-45	Agriculture	F. Hedges	30 days ...	94 2 5	
1944-45	Public Instruction	C. McKinnon	30 days ...	8,664 4 1	
1944-45	Water Conservation and Irrigation Commission.	J. Seabrook	30 days ...	6,133 6 9	14,891 13 3
<i>From Special Deposits Account.</i>					
1944-45	Agriculture	F. Hedges	30 days ...	4,430 1 5	
1944-45	Lands	T. H. Compagnoni ...	30 days ...	549 10 10	
1944-45	Public Instruction.....	C. McKinnon	30 days ...	35,032 17 8	
1944-45	Railways.....	F. Bullen	90 days ...	3,505 16 3	
1944-45	Technical Education.....	E. F. Noon	30 days ...	2,207 1 2	
1944-45	Water Conservation and Irrigation Commission.	J. Seabrook	30 days ...	5,616 8 9	51,341 16 1
<i>From Advances for Departmental Working Accounts, etc.</i>					
1944-45	Agriculture	F. Hedges	30 days	895 17 3
<i>From Government Railways Fund.</i>					
1944-45	Railways.....	F. Bullen	90 days	1,022,501 13 4
<i>From Metropolitan Transport Trust General Fund.</i>					
1944-45	Road Transport and Tramways ...	J. Kitching	40 days	38,599 9 7
<i>From Newcastle and District Transport Trust General Fund.</i>					
1944-45	Road Transport and Tramways ...	J. Kitching	40 days	9,527 6 7
<i>From Road Transport and Traffic Fund.</i>					
1944-45	Road Transport and Tramways ...	J. Kitching	40 days	165 15 3
Total				£	1,808,649 7 0

Vouchers not examined at 13th September, 1945, except as to appropriations.

Account.	Amount.
	£ s. d.
Consolidated Revenue	109,755 8 8
Special Deposits	48,442 3 7
Closer Settlement	4 13 9
Advances for Departmental Working, etc.	30 0 0
Total	£ 158,232 6 0

APPENDIX 2.

Defective Vouchers passed under authority of Section 52 (1) of the Audit Act, 1902.

Department.	Particulars.	Amount.
		£ s. d.
Chief Secretary—		
Electoral Commissioner	Incomplete Receipts	1 10 0
Lands—		
Western Land Board	Incomplete Receipts	7 12 0
Public Instruction—		
Child Welfare Department	Misappropriated Cheque.....	4 0 0
Public Works.....	Incomplete Receipts	38 15 5
Transport—		
Main Roads Department.....	Missing receipts	23 5 6
Various Departments	Vouchers for amounts of less than £2, for which Departments were unable to obtain acquittances	280 3 5
	Total.....	£ 355 6 4

APPENDIX 3.

CONSOLIDATED REVENUE FUND—PAYMENTS UNAUTHORISED IN SUSPENSE.

(Public Accounts, pages 12 to 80.)

(Vide page 9 of this Report.)

Head of Expenditure.	Expenditure from Appropriation Including Treasurer's Advance Account.	"Payments Unauthorised in Suspense."
	£ s. d.	£ s. d.
MINISTER FOR TRANSPORT—		
Head Office—		
Rail, Tram and Omnibus Concessions to Totally Blinded and Incapacitated Returned Service Personnel	58,000 0 0	3,587 5 10
Travelling Concessions to Australian and Allied Service Personnel attending Hospital and during leave from Combat Zones	50,000 0 0	10,082 5 7
Rail, Tram and Omnibus Passes to V.C. winners.....	600 0 0
MINISTER FOR PUBLIC HEALTH—		
Central Administration—		
Contributions to the Hospital Fund under Act No. 8, 1929, for the granting of subsidies or other assistance to Hospitals and for the purpose of Administration of the Act	1,702,000 0 0	220,452 0 0
Other Health Services—		
Drought Relief—Producers of Whole Milk within the Sydney and Newcastle Milk Zone	72,000 0 0
TREASURER—		
Head Office—		
To provide for construction and reconstruction of Government Offices (Amount carried to the Special Deposits Account)	100,000 0 0	200,000 0 0
To adjust in part Advances made to Commissioner for Railways re Interest on Capital	50,000 0 0	100,000 0 0
To adjust in part Advances made to the Family Endowment Fund during the years prior to the 1st July, 1932.....	50,000 0 0	100,000 0 0
Drought Relief—To supplement £ for £ moneys made available by the Commonwealth for the purpose of making grants to farmers in New South Wales in respect of their cereal crops affected by drought	400,000 0 0	75,000 0 0
Rural Bank—Financial assistance to Primary Producers—Flood Relief.....	25,000 0 0
Flood Relief—Financial assistance to Primary Producers (Amount carried to Special Deposits Account)	5,000 0 0
MINISTER FOR PUBLIC WORKS—		
Central Administration, Head and District Offices—		
Salaries	175,645 1 2	2,571 17 8
MINISTER FOR PUBLIC INSTRUCTION—		
Secondary Education—		
Salaries and Wages	1,015,033 0 0	23,592 14 2
MINISTER FOR LABOUR AND INDUSTRY AND SOCIAL WELFARE—		
Ministerial Office—		
Silicosis Joint Committee—Repayable Advance	17,000 0 0
MINISTER FOR AGRICULTURE—		
Division of Animal Industry—Tick Quarantine Areas—		
Salaries and Wages	135,110 10 0	12,884 2 5
Total.....	£	867,770 5 8

APPENDIX 4.

SPECIAL DEPOSITS ACCOUNT.

Statement of Balances of the Sundry Deposits Accounts in detail, as at 30th June, 1945.
(Page 108 Public Accounts.)

	£	s.	d.		£	s.	d.
Aborigines Protection Board—Aboriginal Station, Jervis Bay, Administration Account	23	0	5	Brought forward	1,254,946	13	10
Acclimatisation Societies—Moiety of Fees	223	13	9	De Chair, Lady Enid—Special Income Tax		7	10
Agriculture Department—				David Berry Hospital—Maintenance of Patients	447	18	0
Bovine Brucellosis Compensation Fund	3,000	0	0	Dental Board—Education and Research Fund...	2,377	17	3
Potato Growers Licensing Act, 1940	1,749	11	11	Deposits on Exchanges of Land in Western Divi— sion	2,478	6	6
Sale of Steel Posts in connection with Bush Fire Relief Account	90	5	11	Deposits on Recognizances—Sundry Clerks of Petty Sessions, etc.	55	10	0
Seed Wheat Account, 1945	60,262	15	9	Deposits under the Lands Act—Suspense Account	432	14	1
Sundry Deposits	25,359	13	9				
Attorney-General and Justice—				Employees' Contribution towards State Super- annuation Fund in respect of Officers trans- ferred to Commonwealth Government.....	201	11	4
Unclaimed Salaries and Wages	185	7	6	Evening Continuation School Fees Account.....	533	4	9
Deposits on Recognizances	3,190	0	0				
Auditor-General's Department—Unclaimed Sala- ries and Wages	1	1	6	Farm Produce Agents Act 1926	312	13	3
				Federal Elections—Cleaning and Lighting of Schools	1,134	6	9
Balance of Salaries Adjustment Suspense Account	259,837	14	8	Federal Pay Roll Tax—Accounts other than Con- solidated Revenue.....	147	17	4
Bankruptcy Dividend Fund (Enemy Subjects) ...	208	14	6	Flood Relief	5,000	0	0
Belgian Children Christmas Appeal	2,174	0	0	Forestry Commission—			
Belgian Relief Fund	4,450	0	0	Broken Hill—Logging Suspense Account	1,250	3	6
Broken Hill Proprietary Co. Ltd.—Donation towards Technical Education in the Newcastle District	8,972	1	6	Employment of Conscientious Objectors—Sus- pense Account	1,232	3	3
Broken Hill Mine Managers' Association—Dona- tion Account	34	17	8	Logging Suspense Account	29,780	7	9
				Stamp Suspense Account.....	70	9	8
Centenary Celebrations Account	56	5	5	Unclaimed Salaries and Wages	26	6	6
Central Police Office—Public Moneys at short Call	3,000	0	0				
Cereal Growers Drought Relief—1944.....	10,000	0	0	Gold and Mineral Dredging Leases—Advertising Fees Account	560	1	1
Chief Secretary's Department—				Government Dockyard—Plant Hire	27,290	19	4
Stamp Duty Suspense	64	11	7	Government Printer—			
Child Welfare Department—				Consignment Sales	13	13	1
Unclaimed Salaries and Wages	4	7	6	Stamp Purchase Account	2,545	0	0
Colonial Treasurer's Investment Account	21,496	1	0	Government Tourist Bureau—Agencies Account...	134	10	6
Commonwealth Government—				Guarantee Deposits on Leases, Licenses, etc.— Forestry Act, 1916	14,393	11	3
Advance—Housing of Munition Workers in New South Wales	899	0	0	Hospitals and Asylums for Infirm—Inmates' Money	7,407	4	9
Advance towards Technical Training of Skilled Tradesmen for Defence Purposes	21,747	18	4	Immigration—Dreadnought Fund Account	540	0	9
Australian Shipbuilding Board	103	18	1	Intermediate and Leaving Certificate Examina- tions—Supervision Fees Account	132	2	6
Contribution towards Cost of Tobacco Investi- gation	1,859	5	8				
Contribution towards Improvement of Apple and Pear Industries	7	9		Kelly, T. D.—Salary as Vice-President Metropoli- tan Water, Sewerage, and Drainage Board	326	2	9
Contribution towards Rubbery Banana Investi- gation	23	3	3	Kosciusko State Park Fund	13,712	11	8
Contribution towards Construction of Additional Cattle Dips and Fencing in Tick Quarantine Areas	206	16	4				
Defence Works—Adjustment of advances made to State Government for Commonwealth Works	84,630	11	10	Labour and Industry and Social Services—			
Drought Relief Scheme—				Suspense Account	6,757	16	7
Principal Account	338,871	5	11	Unclaimed Salaries and Wages	7	3	1
Interest Account	2,202	10	7	Value of Unpresented Cheques at Credit of Drawing Account at 30th June, 1945	10,771	6	11
Establishment of Lectureships in Physical Education, Sydney University	1,392	4	4	Lands Department—			
Grant—Assistance to Wheat growers	1,815	1	9	Suspense Account	5,353	3	1
Grant—National Fitness	14,898	16	5	Stamp Suspense Account No. 1	1	12	6
Grant for Prospecting for Minerals and En- couragement of Mining	2,978	11	10	Unclaimed Salaries and Wages	10	19	2
Grant—Housing Scheme for Employees of Small Arms Factory	2,965	16	5	Lane Cove National Park—Establishment Account	152	2	2
Grant for the Development of the Gold Mining Industry	7,142	3	1	Library Board—Purchase of Books Account	3,110	2	0
Immobilisation of Small Craft within Eastern Command	3,250	9	10	Literary Institute of New South Wales—Fidelity Guarantee Fund	1,441	6	10
Specific Defence Works Account	349,221	0	11	Local Government and Housing Department— Suspense Account	123,303	8	3
Specific Defence Work—Graving Dock	1,914	11	3				
Wheat Industry—Stabilisation Account	1,398	12	11	Main Roads Department—			
Commonwealth and State Contribution—Bush Fire Relief Account	3,326	1	8	Unclaimed Salaries and Wages	3,225	2	3
Compensation Deposits—Public Roads Act, 1902	6,169	18	1	Unclaimed Wages of Employees on Common- wealth Works	603	5	1
Concord War Memorial Bursary	8	15	0	Maritime Services Board of New South Wales—			
Conservation Department Suspense	200	0	0	Deposit at Call	500,000	0	0
Conservatorium of Music Trust Account	3,099	19	10	Navigation Services—			
Cost of Cables	135	8	5	Guarantee Deposits for Rates	116	1	0
				Suspense Account	1,091	4	8
Darnell-Smith, G.P.—Contribution for erection of stone seat overlooking Sydney Harbour	100	0	0	Unclaimed Salaries and Wages	45	1	4
				Master-in-Lunacy—Sundry Patients' Account ...	270	15	9
Carried forward	1,254,946	13	10	Metropolitan Children's Court—			
				Maintenance Orders Account	1,200	0	0
				Carried forward	2,024,944	19	11

APPENDIX 4—continued.

	£	s.	d.		£	s.	d.
Brought forward.....	2,024,944	19	11	Brought forward.....	2,108,776	5	8
Mines Department—				State Lotteries—			
Advances under National Security (Minerals)				Suspense Account	3,770	19	1
Regulation	913	10	0	Unclaimed Prizes Account	14,750	0	0
Purchase of Beryl Ores	896	6	4	Unclaimed Salaries and Wages	6	17	9
Stamps Suspense Account	221	17	6	State Motor Garage—Valuation of site	1,000	0	0
Unclaimed Salaries and Wages	71	16	0	State War Effort Co-ordination Committee—			
Montenegrin and Servian Relief Fund	100	0	9	Unclaimed Salaries and Wages	1	0	3
National Emergency Services—				Supreme Court—Library Suspense Account	305	18	8
Civilian Respirators Account	1,036	11	11	Sydney Training College Fees—Trust Account—			
Suspense Account	30,000	0	0	(Blackfriars)	214	0	10
Newcastle—Clerk of Petty Sessions—Public				Technical Education—			
Moneys at short call	500	0	0	Production of Work for Ministry of Munitions	1,766	16	11
Noxious Insects Destruction Account	3,047	12	2	Sundry Deposits	4,475	10	6
Observatory Hill Resumed Area Account	175	12	2	Treasury Trust Account for Reconstruction			
Police Department—				Training	70,717	15	7
Part Salaries of Officers and Employees on Duty				Treasury Department—			
with Defence Forces	3,302	15	11	Officers and Employees on Unrestricted Military			
Sundry Accounts	1,841	4	10	Service—Payment of Commitments—			
Unclaimed Salaries and Wages	36	11	1	Suspense Account	14	19	2
Premier's Department—				Unclaimed Salaries and Wages	56	19	2
Unclaimed Salaries and Wages Account	7	18	0	War Savings Certificates—Group Purchasing			
War Savings Certificates—Group Purchasing				Scheme	6	10	0
Scheme	4	0		Unclaimed Dividends on Investments in New			
Prisons Department—				South Wales Government Securities on			
Trust Account	670	0	0	Account Bank of England	583	19	0
Unclaimed Salaries and Wages	12	6		Unclaimed Dividends on Investments in New			
Public Health Department—				South Wales Government Securities on			
Legacies, Donations	11,302	6	2	Account Westminster Bank Ltd.	98	16	1
Unclaimed Salaries and Wages	443	4	2	Unclaimed Dividends on New South Wales			
Public Instruction—				Government Securities on Account Chase			
Deposits for Entrance Fees, London University				National Bank—New York	328	16	0
Matriculation Examination Account	1	0	0	Unclaimed Redemption Moneys—re Investment			
Erection of School Buildings at New Lambton...	3	6	4	in New South Wales Funded Stock.....	7,814	13	7
Suspense Account	8,175	11	9	Vacation Swimming School—Fees.....	42	12	0
Public Service Board—				Valuer-General's Department—Deposits to meet			
Unclaimed Salaries and Wages	14	3	0	Fees for Certificates Issued	30	0	0
Public Works Department—				Vieusseux, Miss N.	13	0	0
Suspense Account	19,547	12	0	Water Act, 1912-30—Value of Transferred Works			
Unclaimed Salaries and Wages	460	15	2	Account	252	18	4
Registrar in Divorce—Kahn v. Kahn—Cost of				Water Conservation and Irrigation Commission—			
Service of Documents	4	11	2	Registration Fees Account	27	2	6
Registrar in Divorce—Perlstein v. Perlstein—				Suspense Account	453	9	11
Costs of Service of Documents.....	8	10		Stamp Duty Suspense Account	1,103	15	6
Registrar General—Unclaimed Salaries and Wages				Trust Account	6,182	16	11
Account	20	2	7	Unclaimed Salaries and Wages	922	8	3
Resumed Properties Department—Suspense Ac-				Working Repairs to Plant used on Defence			
count	28	18	8	Works	25,191	16	7
Returned Soldiers' and Sailors' League—Furniture				Western Lands Board—Stamp Suspense Account	82	8	0
.....	4	7	3	Workmen's Compensation (Broken Hill)—			
Settlement of Actions, Claims for Compensation,				Act 1920-45—Investment of Surplus Funds...	10,705	10	0
etc.	1,000	0	0	Act 1920-45—Proceeds of Interest Coupons and			
Sheep Blowfly—Printing and Sales of Report on				Sale of Bonds, etc.	264	16	4
General Investigation	1	6		Deposit on behalf of the Sulphide Corporation			
Sheriff's Department—Unclaimed Salaries and				Ltd.	97,695	5	10
Wages Account	2	4	0	Total Sundry Deposits Account.....	2,357,657	18	5
Carried forward	2,108,776	5	8				

APPENDIX 5.

Statement of Operations on the General Loan Account for 1944-45, showing—

- (1) Loan Expenditure on Works and Services ;
- (2) Repayments on Account of Previous Years' Expenditure ;
- (3) Net addition to Loan Expenditure.
- (4) Particulars of Vestments and Divestments.

(Vide page 42 of this Report.)

Work or Service.	Loan Expenditure on Works and Services, 1944-45.	Repayments on Account of Previous Years' Expenditure.	Net Addition to Loan Expenditure, 1944-45.
	£ s. d.	£ s. d.	£ s. d.
Railways	1,600,000 0 0	414,377 16 1	1,185,622 3 11
Metropolitan Tramways	522 15 11	305,990 16 4	(Cr.) 305,468 0 5
Metropolitan Omnibuses	450 0 0	(Cr.) 450 0 0
Newcastle Tramways	1,929 11 4	(Cr.) 1,929 11 4
Metropolitan Water, Sewerage and Drainage	2,635 0 0	4,592 2 8	(Cr.) 1,957 2 8
Maritime Services Board	59,100 0 0	36,350 7 6	22,749 12 6
Government Dockyard, Newcastle	11,725 5 0	(Cr.) 11,725 5 0
Murrumbidgee Irrigation Areas	87,425 6 4	27,140 0 1	60,285 6 3
Water Conservation and Irrigation Commission—			
Water and Drainage Trusts, etc.	63,975 3 2	18,414 17 11	45,560 5 3
Storage Reservoir at Keepit	20,444 14 0	3,917 1 8	16,527 12 4
Storage Reservoir at Wyangala	342 10 11	(Cr.) 342 10 11
Wentworth Irrigation Area	2 15 8	2 15 8
Hunter River Irrigation	4,901 6 9	1 2 6	4,900 4 3
Macquarie River Irrigation	4,002 16 1	4,002 16 1
Tumut River Irrigation	601 15 5	601 15 5
North-west District Water Conservation	203 6 6	203 6 6
Coomoalla Irrigation Area	193 5 11	1,694 1 1	(Cr.) 1,500 15 2
River Murray Commission	200 0 0	200 0 0
Country Towns Water Supply	50,344 19 10	11,140 18 7	39,204 1 3
Country Towns Sewerage and Drainage	19,398 16 5	2,385 6 9	17,013 9 8
New Public Abattoirs, Homebush	10,000 0 0	10,000 0 0
Housing Fund, Act No. 7, 1912	57,041 1 9	(Cr.) 57,041 1 9
Housing Commission Act No. 65, 1941	618,477 0 7	618,477 0 7
Rural Bank of New South Wales—			
Home Building Scheme Agency	21,115 15 4	(Cr.) 21,115 15 4
Hydro-Electric Schemes	101,054 19 9	7,112 15 11	93,942 3 10
Port Kembla Power Station and Transmission System, etc.	34,079 2 1	11,922 17 2	22,156 4 11
Sydney-Port Kembla Electrical Interconnection	1,610 16 1	634 5 0	976 11 1
Dyke End Dredge Repair Shop	15 0 0	(Cr.) 15 0 0
New South Wales Government Engineering and Shipbuilding			
Undertaking	28,300 0 0	28,300 0 0
State Coal Mine, Lithgow	6,765 11 0	125 3 9	6,640 7 3
Yanco Power Station	406 10 1	2,462 7 8	(Cr.) 2,055 17 7
Public Buildings and Sites, etc.—			
Justice—			
Court Houses, Police Stations, Lock-ups, etc.	3,997 1 10	848 12 4	3,148 9 6
Gaols	122 4 6	122 4 6
Central Police Court	40 2 11	40 2 11
Queen's Square Courts	62 16 3	62 16 3
Penitentiary, Long Bay	15 2 3	15 2 3
Emu Plains Prison Farm	675 11 1	675 11 1
Agriculture—			
Veterinary Station, Glenfield	1,932 12 5	1,932 12 5
Land—Ordinary—			
Migration—Land Development and Land Settlement	104 0 0	(Cr.) 104 0 0
Loans to Pastures Protection Boards for Purchase	25,000 0 0	(Cr.) 25,000 0 0
of Wire Netting, etc.
Border Railways	11 2 10	11 2 10
Educational and Scientific—			
Public Schools	51,865 3 4	284 6 3	51,580 17 1
Technical Colleges and Technological Museums	34,002 14 0	10 5 7	33,992 8 5
Agricultural Colleges, Farms, and Viticultural Stations	4,142 0 4	4,142 0 4
Australian Museum	7 16 7	7 16 7
National Library, including Mitchell Library	3,487 3 8	3,487 3 8
National Art Gallery	150 0 0	150 0 0
Charitable Institutions—			
Mental Hospitals	7,386 2 6	10 7 9	7,375 14 9
State Hospitals and Homes	2,007 17 0	2,007 17 0
Woolloomooloo Day Nursery	141 9 9	141 9 9
Child Welfare Homes	44,092 14 10	44,092 14 10
Subsidised Hospitals	116,282 11 8	116,282 11 8
Recreation—			
Public Baths	353 0 0	564 1 2	(Cr.) 211 1 2
Public Reserves, Parks, etc.	5,770 2 7	764 10 11	5,005 11 8
Carried forward	£ 2,991,191 11 11	968,467 9 0	2,022,724 2 11

APPENDIX 5—continued.

Work or Service.	Loan Expenditure on Works and Services, 1944-45.	Repayments on Account of Previous Years' Expenditure.	Net Addition to Loan Expenditure, 1944-45.
	£ s. d.	£ s. d.	£ s. d.
Brought forward	£ 2,991,191 11 11	968,467 9 0	2,022,724 2 11
Public Buildings, and Sites, etc.—continued.			
Administrative Establishments—			
Colonial Secretary's and Public Works Offices.....	2,720 6 7	2,720 6 7
Public Works Department—Buildings other than			
Head Office	126 5 4	126 5 4
Treasury Buildings.....	125 13 6	125 13 6
Board of Health Offices.....	260 0 3	260 0 3
Justice	45 0 0	45 0 0
Registrar General	307 10 0	307 10 0
Department of Agriculture—New Offices	12 17 11	12 17 11
Alterations to old Public Library Building	110 13 10	110 13 10
Government Stores Department	37 15 0	37 15 0
Police Headquarters	43 14 8	43 14 8
Weights and Measures	120 0 0	120 0 0
Valuer General	20 10 0	20 10 0
Sundry Works and Services—			
National Fitness Camp	4,836 7 1	79 10 7	4,756 16 6
Parliament House	106 18 10	106 18 10
Government House	30 0 0	30 0 0
Furniture Workshops, Drummoyne	1,268 8 1	1,268 8 1
Government Printing Office	267 9 9	267 9 9
Establishment of Aboriginal Stations	498 16 8	498 16 8
Baby Health Centres	22 11 11	22 11 11
Harbours and Rivers Navigation—			
Improvements to Harbours and Rivers.....	63,872 12 0	8,252 2 4	55,620 9 8
Wharves, Docks and Appliances, etc.	41,659 2 5	4,597 3 2	37,061 19 3
Circular Quay Improvements	202 4 10	297 19 1	(Cr.) 95 14 3
Roads, Bridges and Punts—			
Roads and Bridges generally	6,567 13 5	36,105 12 10	(Cr.) 29,537 19 5
Sydney Harbour Bridge	29 16 8	13,898 11 2	(Cr.) 13,868 14 6
Miscellaneous Works to be carried out by Shires and Muni- cipalities	24,115 15 1	7,541 8 5	16,574 6 8
Public Watering Places	51 12 5	(Cr.) 51 12 5
Advances to Shires and Municipalities under Contract for Repayment and to Provide for Relief of Unemployment generally	375,833 4 8	(Cr.) 375,833 4 8
Darling Harbour Wharves Resumptions	147 5 3	147 5 3
Defence Works Act, No. 36, 1898	808 19 4	(Cr.) 808 19 4
Total	£ 3,138,747 1 0	1,415,933 13 0	1,722,813 8 0
Public Accounts page	133	132

PARTICULARS OF VESTMENTS AND DIVESTMENTS.

	Vestments.	Divestments.	Reference Treasury Papers.
	£ s. d.	£ s. d.	
Railways—Reduction on Railway Capital in Terms of Section (2)—Casino to Bonalbo Railway (Repeal) Act, No. 3, 1941		112,306 18 4	A. 45/6198
Metropolitan Tramways	4,843 18 6		A. 45/6068
„ Omnibuses		4,843 18 6	
„ „	9,715 0 0		A. 45/6067
Newcastle „		9,715 0 0	
Sydney Teachers College	259 7 11		A. 45/2584
Metropolitan Water, Sewerage and Drainage Board.....		259 7 11	

APPENDIX 6.

Statement Showing Expenditure from Loan Sources and the Allocation of the Expenditure to 30th June, 1945.

	£	s.	d.	£	s.	d.	£	s.	d.
Loan Liability at 30th June, 1945 ...							355,050,980	6	1
Loans repaid from Sinking Funds and sources other than General Loan Account—									
National Debt Commission—									
In Terms of the Financial Agreement	34,068,325	13	11						
Prior to the Financial Agreement	56,499	0	0						
State Debt Commissioners...				34,124,824	13	11			
Consolidated Revenue ...				4,681,585	1	4			
Consolidated Revenue (Contributions, 36 Vic., No. 17) ...				9,840,987	4	2			
Water and Drainage Loan Redemption Fund ...				175,838	13	1			
				148,041	14	6			
							48,971,277	7	0
General Loan Overdraft at 30th June, 1945 ...							3,433,168	14	8
							407,455,426	7	9
Allocation—									
(a) Works and Services—									
General Loan Account—									
Expenditure on Works and Services ...	341,913,208	11	9						
Less—Value of properties transferred to the Commonwealth	4,788,004	12	1						
				337,125,203	19	8			
Construction of Grafton—Kyogle to South Brisbane Railway ...				1,443,576	0	0			
Closer Settlement (additional to expenditure from General Loan Account)—Conversion of Debentures, after deducting £300 discount, Debt Conversion Act, 1931 ...	907,650	0	0						
Debentures redeemed by the National Debt Commission ...	236,800	0	0						
				1,144,450	0	0			
Advances to Settlers—Loans ...	425,050	0	0						
Less—Stock cancelled in terms of Section 18 of Government Savings Bank Act, 1906 ...	305,000	0	0						
				120,050	0	0			
Immigration—Debentures, 1842–55 ...	705,200	0	0						
Less—Included above under Works and Services—General Loan Account ...	375,500	0	0						
				329,700	0	0			
							340,162,979	19	8
(b) Revenue Deficiencies—									
Deficiency of 1886 and previous years ...				2,502,884	0	0			
Deficiency to 30th June, 1895 ...				1,174,700	0	0			
Deficiency to 30th June, 1900 ...				755,179	4	8			
Deficiency to 30th June, 1905 ...				336,890	0	0			
Deficiency to 30th June, 1928 (including £41,909 5s. 5d. premiums Debt Conversion Act, 1931) ...				4,965,634	5	5			
Deficiency to 30th June, 1935 ...				31,930,000	0	0			
Deficiency to 30th June, 1941 ...				5,934,372	13	5			
							47,599,660	3	6
(c) Flotation and Negotiation Expenses							19,692,786	4	7
							£ 407,455,426	7	9

APPENDIX 7.

Statutes, the provisions of which were suspended or varied during 1944-45.

Details of variations and suspensions of statutes to 30th June, 1944, have been given in previous reports. Additional matters were reported in 1944-45 as shown below :—

Audit Act, 1902.

Omitting to show in the Public Accounts portion of the receipts and payments of the London Account for 1944-45 under the heading or account to which it relates.

Billiards and Bagatelle Act, 1902.

Dispensing with certain returns furnished to the Treasury by the Licenses Reduction Board, and the various Clerks of the Licensing Courts.

Fisheries and Oyster Farms Act, 1935-42.

Granting fishermen's licenses to persons whose income from personal exertion is not derived substantially from the capture and sale of fish.

Horse Breeding Act, 1940.

Further suspending the provisions of the Act for one year from 1st February, 1945.

Liquor Act, 1912.

Dispensing with certain returns furnished to the Treasury by the Licenses Reduction Board, and the various Clerks of the Licensing Courts.

Motor Traffic Acts and Regulations.

Allowing the primary producer's concession in motor vehicles tax in cases where vehicles were used solely or principally for carting wood cut for the purpose of enabling primary producers to extend the area of land used by them for primary production.

Permitting lorries in respect of which primary producers' concessions had been granted to be used in co-operative carrying schemes without withdrawal of the concessions, provided such use of the lorries was necessary for the rationalisation of transport.

The non-collection of motor registration fees and tax in respect of visiting motor vehicles (both commercial and non-commercial) from Queensland.

Registering certain omnibuses with a turning circle more than 66 feet in diameter, contrary to the provisions of the Regulations for Public Vehicles.

Parliamentary Electorates and Elections Act, 1912-1944.

Dispensing with the despatch of notices asking electors to state a reason for their failure to vote in respect of a by-election.

Rural Bank (Agency) Act, 1934.

Approving of advances through the Advances to Settlers Agency for re-erection and/or repair of dwellings on rural holdings destroyed or damaged by bush fire.

Rural Bank (Personal Loans Department) Act, 1944.

Approving of advances to persons residing in the Federal Capital Territory.

APPENDIX 8.

Statement showing Surcharges raised under Section 47 of the Audit Act, 1902, and remaining unsatisfied as at 30th June, 1945.

Department.	Amount.
Government Insurance Office	£ s. d. 3 4 11

Statement showing particulars of Authorities granted by the Governor-in-Council for the relief of Officers from Surcharges in terms of Section 49 of the Audit Act, 1902.

Department.	Particulars.	Amount.
		£ s. d.
Public Instruction—		
Foreman, Paint and Repair Depot, Newcastle	Purchase of Goods out of Contract	1 17 10
Public Works—		
Purchasing Officer, Engineering and Shipbuilding Undertaking, Newcastle	Purchase of Goods out of Contract	36 13 3
Transport—		
Clerk, Finance Branch, Railways	Overpayment of Wages	25 19 6
Water Conservation and Irrigation Commission—		
Checking Officer, Corowa Defence Project	Overpayment of Cartage	5 16 6
	Total	£ 70 7 1

APPENDIX 9.

**Authorities granted by the Governor-in-Council during 1944-45 for the writing off of debts
due to the Crown.**

(Vide page 64 of this Report.)

Department.	Particulars.	Amount.	Total.
		£ s. d.	£ s. d.
Agriculture—			
Head Office.....	Overpayment of Salary to Deceased Members of Defence Forces	19 12 3	19 12 3
Attorney-General—			
Public Trustee	Overpayment of Salary to Deceased Members of Defence Forces	29 0 3	29 0 3
Chief Secretary—			
Fisheries	Rail Fares	15 3 11	
	Rental of Oyster Leases.....	208 18 5	
Lord Howe Island	Expenses of Deviation of Vessels	103 19 4	328 1 8
Labour and Industry and Social Welfare—			
Labour Exchanges and Social Welfare	Food Relief	565 0 5	
Head Office.....	Assistance to Families, Deserted Wives, etc.	13 11 10	
	Overpayment of Salary to Deceased Members of Defence Forces	10 9 4	589 1 7
Lands—			
Head Office.....	Wire Netting Advances	2,637 15 10	
	Prickly Pear Advances	1,803 9 6	
	Permissive Occupancy Rentals	38 0 1	
	Wild Dog Destruction Board Rates.....	82 5 7	
	Returned Soldier Settlement Advances	1,529 19 7	
	Migrant Settlers' Agreement	1,059 12 8	7,151 3 3
Mines—			
Head Office.....	Rent and Royalty	499 18 7	
	Advances for Purchase of Plant, Machinery, etc....	1,943 19 11	2,443 18 6
Premier—			
Police	Overpaid Allowances	10 0 3	10 0 3
Public Instruction—			
Head Office.....	Overpayment of Salary to Deceased Members of Defence Forces	14 11 2	
	Bond	234 7 11	
Child Welfare	Maintenance.....	114 15 4	363 14 5
Public Works—			
Head Office.....	Rail Fares, etc.	5 12 4	
	Wages Overpaid	26 9 6	
	Overpayment of Salary to Deceased Members of Defence Forces	5 11 3	
Southern Electricity Supply	Electricity Supplied	535 14 10	
South-West Tablelands Water Supply	Water Supplied	22 14 5	596 2 4
Transport—			
Road Transport and Tramways	Advertising	5 1 0	
	Cash Lost	8 11 5	
Main Roads	Rents, Damage to Property, etc.	135 15 1	
Railways	Rents	25 12 0	
	Cash Stolen	106 18 5	
	Passenger Fares, Freights, etc.	10,719 8 7	
	Overpayment of Salary to Deceased Members of Defence Forces	5 19 8	
	Uniform Material Stolen	66 5 4	
Railway Refreshment Rooms	Sale Goods Stolen	126 2 10	11,199 14 4
Treasury—			
Head Office.....	Betting Tax	681 13 5	
	Loan and Interest on Plant	5,768 0 2	
Resumed Properties	Rents and Costs	5 18 11	
Maritime Services Board	Rents	173 4 10	6,628 17 4
	Total	£	29,359 6 2

APPENDIX 9—*continued.*

Amounts written off during 1944-45 by the Commissioners of the Rural Bank of New South Wales under the provisions of the Government Savings Bank Act, No. 48 of 1906 (as amended), and the Rural Reconstruction Board under the Farmers' Relief Act, 1932-1943.

Agency.	Amount.
	£ s. d.
Building Relief	414 7 5
Advances to Settlers	17,138 13 1
Rural Reconstruction	12,325 7 3
Government Guarantee	23,599 17 2
Government Housing	309 9 3
Irrigation	1,864 10 7
Rural Industries	78,156 10 1
Total	£ 133,808 14 10

APPENDIX 10. Defalcations, 1944-45.

Department.	Position.	Deficiency.			Remarks, Punishment, or Result.
		Amount.	Recovered.		
			Amount.	Source.	
		£ s. d.	£ s. d.		
Forestry	Forest Officer ...	1,385 15 8	Dismissed. Imprisoned.
	Forest Officer and Foreman..	27 7 8	Action incomplete.
Railways	Junior Porter ...	20 12 0	{ 6 11 4 14 0 8	Restitution. Treasury Guarantee Fund.	Committed to an Institution for an indefinite period.
	Storeman	966 4 0	Dismissed. Not sufficient evidence to warrant prosecution.
	Booking Clerk ...	40 16 6	40 16 6	Restitution	Discharged under section 556a of Crimes Act.
	Sub-Manager, Railway Refreshment Rooms.	15 15 6	15 15 6	Restitution	Discharged under surety of £10 to appear for conviction if called upon.
	Junior Porter ...	3 13 7	3 13 7	Restitution	Released to custody of his father.
	Junior Porter ...	5 16 11	5 16 11	Restitution	Released under bond of good behaviour.
Transport	Charcoal Undertaking, Local Office Employee.	384 15 0	384 15 0	Restitution	Dismissed.

Thefts, 1944-45.

Department.	Amount.	Amount Recovered.	Department.	Amount.	Amount Recovered.
	£ s. d.	£ s. d.		£ s. d.	£ s. d.
Agriculture—			Public Health—		
Various Silos	7 16 0	Mental Hospitals—		
			Parramatta	6 0 0
Attorney-General and Justice—			Rydalmere	1 12 1
Children's Court	16 0 0	State Hospitals and Homes—		
			Lidcombe	0 15 0
Forestry Commission—			Liverpool	12 0 0
Coff's Harbour Machinery Shop	6 5 0	District Hospital Emergency Stores—		
Crow's Nest Store	15 0 0	Canterbury	73 2 9
Various State Forests	1 13 2	St. George	19 14 1
			Bathurst	53 1 11
Labour and Industry and Social Welfare—			Public Instruction—		
Clothing Store	26 19 3	Child Welfare	11 18 5
			Public Schools, Various	728 11 10	166 17 7
National Emergency Services—			Technical Colleges, Various ...	154 13 9
Equipment, Chief Wardens and N.E.S. personnel and Stores	265 2 9	Public Library	8 19 0
			Public Works—		
Prisons—			Metropolitan	325 19 0
Goulburn Reformatory	2 0 0	Country Districts	260 3 5
Emu Plains Prison Farm	14 5 0	Government Dockyard	Value not stated.
			Transport—		
			Railways	1,416 10 5	128 16 7
			Railway Refreshment Rooms	146 7 11
			Main Roads Department	912 5 6	123 0 0
			Charcoal Undertaking	525 4 6

PUBLIC ACCOUNTS

PREPARED BY THE

TREASURER

FOR THE

FINANCIAL YEAR ENDED 30TH JUNE, 1945.

PUBLIC ACCOUNTS

PREPARED BY THE

TREASURER

FOR THE

FINANCIAL YEAR ENDED 30TH JUNE, 1945.

PUBLIC ACCOUNTS.

1944-45.

PREPARED BY THE TREASURER.

TABLE OF CONTENTS.

	PAGE.
Consolidated Revenue Fund—Account Current (No. 1)	1
Consolidated Revenue Fund—Detail Statement of Receipts, marked A	4
Consolidated Revenue Fund—Detail Statement of Payments, marked B	12
Interest Payments—Statement of Distribution	83
Exchange on Remittances—Statement of Distribution	84
Premier's Department—Expenditure on account of Advertising... ..	85
Treasury Department—Statement of Payments on account of Departments to meet cost of contributions to State Superannuation Fund in respect of Officers called up for Military Service	86
Treasury Department—Statement of Payments on account of Departments to meet difference between Civil and Military Pay of Officers and Employees on unrestricted service with the Defence Forces... ..	87
Treasury Department—Statement of Payments on account of Departments to meet difference between Civil and Military Pay of Officers called up for Military Service	89
Treasury Department—Statement of Payments on account of Departments—To provide for Grants, Loans, Advances and for Public Works and Services generally	90
Treasury Department—Payments on account of Departments to meet further increases in Basic Wage	91
Government Stores Department—Expenditure on account of Stationery, Furniture, etc., for Departments generally	96
Government Stores Department—Expenditure on account of Cleaning Services for Departments generally	98
Government Printer—Expenditure on account of Printing for Departments generally	99
Department of Public Works—Expenditure on account of Repairs, Maintenance, etc.; Electricity, Gas, etc.; Telephone Service for Departments generally	101
Resumed Properties Department—Expenditure on account of Sewerage, Water Rates, etc., on Government Properties	102
Unpaid Accounts, Consolidated Revenue Fund, at close of year, marked C	103
Revenue, etc., Consolidated Revenue Fund, which had not reached Treasury at close of year, marked D	103
Special Deposits Account (No. 2)	104
Trust Moneys (Insolvent Estates) Deposit Account, marked E	109
Special Accounts (No. 3)	110
Closer Settlement Account—Account Current (No. 4)	111
Closer Settlement—Particulars of Ministerial Certificates and Closer Settlement Debentures issued in payment of Estates acquired under Closer Settlement (Amendment) Acts	114
The General Loan Account—Account Current (No. 5)	115
Net Loan Expenditure, including Loans Expenditure Suspense Account—Services provided for by Loans for the years 1935-36 to 1944-45	138
General Loan Account—Details of Net Expenditure from year 1853 to 30th June, 1945	145
Loans Expenditure Suspense Account (No. 6)	152
Government Railways Fund (No. 7)	153
State Transport Co-ordination Fund (No. 7)	153
Metropolitan Transport Trust General Fund (No. 7)	153
Road Transport and Traffic Fund (No. 7)	153
Newcastle and District Transport Trust General Fund (No. 7)	153
Sydney Harbour Trust Fund (No. 7)	153
Advances for Departmental Working Accounts, etc.—Statement of Payments, etc., marked F	154
Metropolitan Water, Sewerage, and Drainage Board—Advance Account (Act No. 50, 1924) (No. 8)	156
Commonwealth Treasury Bills (Sydney) Account (No. 8)	156
Colonial Treasurer's Investment Account (No. 8)	156
Miners' Accident Relief (Repeal) Acts, Nos. 46, 1916, and 13, 1928 (No. 8)	156
State of New South Wales Debenture Deposit Account	156

	PAGE.
Old Loans and General Loan Account—General Account of Receipts and Payments to 30th June, 1945, marked G	157
Appendix to Statement of Loan Liability to the Commonwealth, marked H	162
Loan Liability of the State of New South Wales to the Commonwealth to 30th June, 1945	163
Loan Liability to the Commonwealth at 30th June, 1945—Dissection of Annual Interest according to Dates and Rates Payable... ..	172
Loan Liability to the Commonwealth at 30th June, 1945—Dissection of Outstanding Loans according to Rates of Interest Payable	173
Average Rate of Interest on Loan Moneys	174
Sinking Fund—National Debt Commission (Commonwealth) in Account with State of New South Wales	175
Sinking Fund—Details of Contributions and Repurchases to 30th June, 1945	179
Ledger Balances on the Public Accounts of New South Wales and the distribution of the same on 30th June, 1945... ..	183
Payments made to 30th June, 1945, by the Bank of New South Wales and Commercial Banking Company of Sydney Ltd., not yet transferred to the Treasurer's Public Accounts	190
Loans raised by Institutions and Guaranteed by Government of New South Wales	191
Consolidated Revenue Fund—Functional Classification	197

No. 1.

CASH ACCOUNT.

CONSOLIDATED REVENUE FUND.

ACCOUNT CURRENT

OF

RECEIPTS AND PAYMENTS

FOR THE

YEAR ENDED 30TH JUNE, 1945.

THE TREASURER IN ACCOUNT WITH Account Current of Receipts and

Dr.

REFERENCE PAGE.	PARTICULARS.	AMOUNT.	TOTAL.
	GOVERNMENTAL.	£ s. d.	£ s. d.
	To RECEIPTS—		
4	Payment to the State by the Commonwealth under the States Grants (Income Tax Reimbursement) Act, 1942	15,356,000 0 0	
4	Contribution to the State by the Commonwealth Government towards payment of Interest on the Public Debt under the Financial Agreement Ratification Act No. 14, 1928	2,917,411 0 0	
4	Payment to the State by the Commonwealth in consideration of the State vacating the fields of Entertainment Tax	160,830 0 0	
	Payments to State by the Commonwealth	18,434,241 0 0	
4	Taxation	5,534,204 5 1	
	Land Revenue—	£ s. d.	
5	Alienations	535,723 1 3	
5	Annual Land Revenue	893,262 10 2	
		1,428,985 11 5	
7	Receipts for Services Rendered	1,731,152 4 3	
11	General Miscellaneous Receipts	7,725,019 16 7	
			34,853,602 17 4
			£ 34,853,602 17 4
11	Other Receipts—Transfer from Commonwealth Treasury Bills (Sydney) Account—Proceeds of Deficit Loans on Treasury Bills—Deficiency (Revenue) Act No. 30, 1944		31,930,000 0 0
	Grand Total	£	66,783,602 17 4

M. K. WEIR,
Under Secretary and Comptroller of Accounts.

The Treasury, New South Wales,
Sydney, 10th August, 1945.

W. R. A. KILPATRICK,
Accountant.

ACCOUNT.
THE CONSOLIDATED REVENUE FUND.
Payments in the year ended 30th June, 1945.

Cr.

REFER- ENCE PAGE.	PARTICULARS.	Payments under Parliamentary Authority.	Payments, Treasurer's Advance Vote, to be Appropriated.	Payments Unauthorised in Suspense.	TOTAL.
		£ s. d.	£ s. d.	£ s. d.	£ s. d.
	GOVERNMENTAL.				
	By PAYMENTS on account of Departments—				
12	Supplement to Schedules to the Constitution Act	1,827 11 5	1,827 11 5
13	The Legislature	47,768 0 11	992 8 0	48,760 8 11
17	Premier	1,647,512 18 7	5,119 14 4	1,652,632 12 11
18	Minister for Transport	124,964 18 3	660 16 5	14,269 11 5	139,895 6 1
19	Minister for National Emergency Services ...	81,521 15 8	1,669 4 10	83,191 0 6
23	Colonial Secretary	310,629 11 11	1,223 12 1	311,853 4 0
30	Minister for Public Health	3,166,064 9 2	23,944 13 7	292,452 0 0	3,482,461 2 9
40	Treasurer	9,056,555 9 8	79,361 1 11	505,000 0 0	9,640,916 11 7
47	Attorney-General and Minister of Justice ...	900,800 19 8	31,538 0 0	932,338 19 8
50	Secretary for Lands	317,497 4 4	2,630 9 1	320,127 13 5
52	Minister for Public Works	1,025,665 17 1	13,250 16 10	2,571 17 8	1,041,488 11 7
53	Minister for Local Government	271,603 5 6	1,846 0 8	273,449 6 2
54	Minister for Housing	36,521 18 0	36,521 18 0
65	Minister for Public Instruction	6,582,518 14 10	11,874 10 4	23,592 14 2	6,617,985 19 4
66	Secretary for Mines	172,031 16 3	642 6 0	172,674 2 3
69	Minister for Labour and Industry and Social Welfare	729,231 7 9	9,539 0 6	17,000 0 0	755,770 8 3
72	Minister for Conservation	379,943 19 8	7,013 18 11	386,957 18 7
80	Minister for Agriculture... ..	717,680 1 10	8,693 6 6	12,884 2 5	739,257 10 9
		£ 25,570,340 0 6	200,000 0 0	867,770 5 8	26,638,110 6 2
82	Special Appropriations	1,273,266 8 8	1,273,266 8 8
		£ 26,843,606 9 2	200,000 0 0	867,770 5 8	27,911,376 14 10
	By Contributions to National Debt Sinking Fund in terms of Financial Agreement—				
		£ s. d.			
81	Special Appropriation ... 2,784,096 7 3				
30	Treasurer—Head Office ... 159,915 19 4				
		2,944,012 6 7			
178	Less Proportion borne by Statutory Bodies, etc. (see page 178).	1,566,299 7 10			
		1,377,712 18 9	1,377,712 18 9
	BY INTEREST ON—	£ s. d.			
81	Debentures and Funded Stock 11,987,182 5 7				
	Less Proportion borne by Statutory Bodies, etc. (see page 83)	7,118,643 8 2			
		4,868,538 17 5	4,868,538 17 5
81	Treasury Bills	328,069 19 1	328,069 19 1
30	Moneys in temporary possession of the Government	264,773 17 4	264,773 17 4
		5,461,382 13 10	*5,461,382 13 10
	Total	£ 33,682,702 1 9	200,000 0 0	867,770 5 8	34,750,472 7 5
...	„ Balance on 30th June, 1944, brought forward				£ 30,941,811 7 10
184	„ Balance on 30th June, 1945, carried forward				£ 1,091,319 2 1
	Grand Total				£ 66,783,602 17 4

* See page 83.

J. M. BADDELEY,
Acting Treasurer.

¹ HEREBY CERTIFY that the above account represents the actual receipts and expenditure of the Treasurer on account of the Consolidated Revenue Fund during the year ended 30th June, 1945, and is in accordance with the requirements of the Audit Act, 1902, Section 58.

Given under my hand this 21st day of September, 1945.

E. H. SWIFT,
Auditor General.

STATEMENT A.

CONSOLIDATED REVENUE FUND.

Detail Statement

OF GROSS AND NET RECEIPTS IN THE YEAR ENDED 30TH JUNE, 1945,
ON ACCOUNT OF THE CONSOLIDATED REVENUE FUND.

HEAD OF RECEIPT.	AMOUNT.	TOTAL.
	£ s. d.	£ s. d.
GOVERNMENTAL.		
PAYMENTS TO STATE BY THE COMMONWEALTH.		
STATES GRANTS (INCOME TAX REIMBURSEMENT) ACT, 1942 (<i>see page 2</i>)	15,356,000 0 0	
TOWARDS PAYMENT OF INTEREST ON THE PUBLIC DEBT, UNDER FINANCIAL AGREEMENT RATIFICATION ACT, No. 14, 1928 (<i>see page 2</i>) 	2,917,411 0 0	
IN CONSIDERATION OF THE STATE VACATING THE FIELDS OF ENTERTAINMENT TAX (<i>see page 2</i>) 	160,830 0 0	
PAYMENTS TO STATE BY THE COMMONWEALTH ... £	18,434,241 0 0
TAXATION.		
STAMP AND PROBATE DUTIES :—	£ s. d.	
Stamp Duties 	1,416,017 2 11	
Less Refunds 	13,679 1 6	
	1,402,338 1 5	
Probate Duties 	2,890,604 16 2	
Less Refunds 	111,032 2 4	
	2,779,572 13 10	
LAND TAX	2,304 3 5	4,181,910 15 3
Less Refunds 	20 18 9	
		2,283 4 8
BETTING TAXES :—	£ s. d.	
Racing Clubs and Associations 	58,439 17 8	
Less Refunds 	6 7 7	
	58,433 10 1	
Bookmakers 	42,037 0 0	
Less Refunds 	163 7 6	
	41,873 12 6	
Bookmakers (Taxation) Amendment Act, No. 20, 1932 	182,485 4 0	
Less Refunds 	21 8 9	
	182,463 15 3	
TOTALIZATOR TAX ACT, 1916-1937	282,770 17 10
GREYHOUND RACING—15 per cent. of Gross Income...	6,912 13 3	331,987 10 8
Less Refunds 	30 15 9	
		6,881 17 6
LICENSES :—		
Auctioneers, Stock and Station Agents and Real Estate Agents ...	8,972 5 0	
Fermented and Spirituous Liquors (including Wine, Cider, and Perry) ...	686,904 4 3	
Tobacco, Cigars and Cigarettes 	4,413 1 0	
Theatres and Public Halls Act, No. 13, 1908 	4,814 6 6	
Explosives and Inflammable Liquid 	7,864 10 6	
Pistols 	4,768 0 0	
Other Licenses 	13,936 4 9	
	731,672 12 0	
Less Refunds 	3,621 5 5	
		728,051 6 7
FAMILY ENDOWMENT TAX	318 12 7
TOTAL, TAXATION (<i>see page 2</i>) £	5,534,204 5 1

CONSOLIDATED REVENUE FUND.

STATEMENT OF GROSS AND NET RECEIPTS—*continued.*

HEAD OF RECEIPT.										AMOUNT.	TOTAL.
GOVERNMENTAL— <i>continued.</i>										£ s. d.	£ s. d.
LAND REVENUE.											
ALIENATIONS.											
AUCTIONS AND SPECIAL SALES :—											
Auction Sales	22,946 4 1	
Miscellaneous Purchases	19,013 10 8	
Conditional Purchases	503,449 4 0	
										*545,408 18 9	
Less Refunds	9,685 17 6	
TOTAL, ALIENATIONS (<i>see page 2</i>)	£	535,723 1 3
ANNUAL LAND REVENUE.											
LEASEHOLDS :—											
Conditional Leases	132,570 17 1	
Annual Leases	3,911 3 10	
Occupation Licenses	4,046 3 0	
Homestead Selections	24,243 12 9	
Homestead Farms	76,514 5 3	
Suburban Holdings	5,744 14 9	
Crown Leases	43,174 6 4	
Settlement Leases	25,055 8 4	
Snow, Inferior, Scrub and Improvement Leases	3,133 19 3	
Conditional Purchase Leases	4,201 17 4	
Special Leases	45,520 3 9	
Permissive Occupancies	18,296 7 1	
Returned Soldiers Special Holdings	1,168 16 5	
Road Permits	33,039 8 7	
Other Receipts	2,873 5 8	
										423,494 9 5	
Less Refunds	12,172 7 1	
											411,322 2 4
MISCELLANEOUS LAND RECEIPTS :—											
Deed Fees	2,926 8 7	
Survey Fees	10,040 13 7	
Other Fees and Receipts	11,173 9 7	
										24,140 11 9	
Less Refunds	1,686 15 11	
											22,453 15 19
WESTERN LANDS DIVISION :—											
Western Leases	109,519 19 11	
Other Receipts	9,801 9 6	
										119,321 9 5	
Less Refunds	293 12 8	
											119,027 16 9
MINING OCCUPATION :—											
Mining Leases	17,026 13 2	
Miners' Rights and Business Licenses	1,396 10 9	
Royalty on Minerals	325,953 5 6	
Other Receipts	2,255 5 6	
										346,631 14 11	
Less Refunds	6,172 19 8	
											340,458 15 3
TOTAL, ANNUAL LAND REVENUE (<i>see page 2</i>)	£	893,262 10 2
TOTAL, LAND REVENUE (<i>see page 2</i>)	£	1,428,985 11 5

CONSOLIDATED REVENUE FUND.

STATEMENT OF GROSS AND NET RECEIPTS—*continued.*

HEAD OF RECEIPT.	AMOUNT.	TOTAL.
GOVERNMENTAL—<i>continued.</i>		
	£ s. d.	£ s. d.
RECEIPTS FOR SERVICES RENDERED.		
PILOTAGE, HARBOUR AND LIGHT RATES, HARBOUR DUES, AND FEES :—		
Pilotage	61,175 6 5	
Harbour and Light Rates	29,858 13 6	
Harbour Removal Dues	9,666 7 6	
Maritime Services Board of New South Wales—Navigation Section— Fees, &c.	1,162 11 9	
Harbour and Tonnage Rates (<i>Outports</i>)	192,966 16 6	
	294,829 15 8	
<i>Less Refunds</i>	929 5 10	
		293,900 9 10
AGRICULTURAL COLLEGES AND FARMS ACCOUNT :—		
Rents, &c.—Hawkesbury Agricultural College and Experiment Farms	464 9 4	
Students' Fees—Hawkesbury Agricultural College and Experiment Farms	3,981 13 0	
	4,446 2 4	
<i>Less Refunds</i>	44 1 0	
		4,402 1 4
FEES :—		
Registrar-General	137,299 0 3	
Registration of Dogs	21,951 13 9	
Public Officers and Examination Fees	8,582 18 6	
Department of Public Health	2,173 16 6	
Inspection of Weights and Measures	8,224 13 3	
Supreme Court—		
Master in Lunacy—Court Fees, and Percentage Charges to Estates	5,998 7 4	
Prothonotary	5,764 0 1	
Master in Equity	3,077 10 1	
Public Trustee	78,882 5 6	
Registrar of Probates	25,225 8 4	
Registrar in Bankruptcy	219 7 6	
Registrar in Divorce	32,365 12 8	
Sheriff	7,310 17 2	
District Courts	4,801 12 9	
Courts of Petty Sessions (<i>including Small Debts Court Fees, &c.</i>) ...	37,349 0 3	
Public Instruction Department—		
Agricultural High School Fees	22,963 11 6	
Hostel and Other Fees	24,548 6 7	
Intermediate and Leaving Certificate Examination Fees	87 16 6	
Technical Education	113,026 6 3	
Conservatorium of Music—Students' Fees	3,377 8 11	
Department of Mines	1,148 15 4	
Department of Labour and Industry and Social Welfare—		
Factories and Shops (<i>Amendment</i>) Act, 1927	28,877 1 9	
Miscellaneous Fees	779 9 8	
Department of Local Government—		
Valuation of Land Act, 1916	56,614 3 6	
Miscellaneous Fees	9,666 3 9	
Department of Agriculture	3,705 5 8	
Registry of Co-operative Societies and Registry of Friendly Societies ...	334 7 4	
Other Miscellaneous Fees	2,935 9 3	
	647,290 9 11	
<i>Less Refunds</i>	4,613 16 0	
		642,676 13 11
MISCELLANEOUS SERVICES RENDERED :—		
Premier's Department—		
Hire of Film "A Nation is Built"	0 5 7	
Police—Receipts on account of Interviews <i>re</i> Accidents, &c....	562 15 0	
MISCELLANEOUS SERVICES RENDERED carried forward ... £	563 0 7	
RECEIPTS FOR SERVICES RENDERED carried forward ... £	940,979 5 1

CONSOLIDATED REVENUE FUND.

STATEMENT OF GROSS AND NET RECEIPTS—*continued.*

HEAD OF RECEIPT.	AMOUNT.	TOTAL.
GOVERNMENTAL—<i>continued.</i>		
RECEIPTS FOR SERVICES RENDERED— <i>continued.</i>	£ s. d.	£ s. d.
Brought forward £	940,979 5 1
MISCELLANEOUS SERVICES RENDERED— <i>continued.</i>		
Brought forward £	563 0 7	
Commonwealth Government—		
Services of Magistrates, &c., in connection with Old Age and Invalidity Pension Claims—Police Magistrate, Goulburn, and State Officers as Officers of High Court of Australia	1,362 14 6	
Contribution towards maintenance of Members of Defence Forces under detention in State Gaols	16,134 10 0	
Department of Public Health—		
Head Office—Miscellaneous Receipts	4,912 9 3	
Institutions for Care of the Sick—Maintenance and Burial Expenses of Inmates in Public Institutions	20,139 12 8	
Contribution by Commonwealth Government towards Maintenance of Pensioners in Institutions	60,742 3 11	
Master in Lunacy Office—Receipts for Maintenance of Patients in Mental Hospitals	100,083 5 6	
Registrar General—Advertising Charges	673 10 0	
Treasurer—		
Head Office—		
Receipts on account of Water supplied by Crown	2,781 13 11	
Maritime Services Board of New South Wales—Navigation Section—Services rendered to Commonwealth Government—Lighthouse Keepers, Shipping Inspectors, &c., and other Miscellaneous Services	1,151 7 0	
Government Stores Department—		
Commission paid by Commonwealth Government for use of Contract Schedule, &c.	2,457 18 6	
Department of Prisons—Maintenance of Prohibited Immigrants and Others	400 15 0	
Department of Lands—Charges for Searches made	764 7 8	
Department of Public Works—		
Central Administration, Head and District Offices—Cost of Supervision of Works and other Miscellaneous Services	55,628 1 8	
Department of Public Instruction—		
Child Welfare—Receipts for Maintenance of Children under Child Welfare Act	34,995 17 3	
Department of Mines and Explosives—		
Lighterage and Storage of Explosives, &c.	22,384 18 4	
Department of Agriculture—		
Charges for Dipping Stock, Herd Recording and other Miscellaneous Services	6,272 19 9	
Plant Diseases Act—Inspection Charges	16,629 19 7	
Grain Elevators—Handling Charges, &c.	377,211 0 3	
Commission to cover Cost of Collection of Premiums—Group Assurance Scheme, &c.—Various Departments	9,172 11 7	
Commission under Regulation 6 of Dormant Funds Act, 1942	377 13 9	
Rents of Public Watering Places	773 17 9	
Other Miscellaneous Receipts—Various Departments	4,199 6 6	
	799,813 14 11	
Less Refunds	9,640 15 9	
		790,172 19 2
TOTAL RECEIPTS FOR SERVICES RENDERED (see page 2) £	1,731,152 4 3

CONSOLIDATED REVENUE FUND.

STATEMENT OF GROSS AND NET RECEIPTS—continued.

HEAD OF RECEIPT.	AMOUNT.	TOTAL.
	£ s. d.	£ s. d.
GOVERNMENTAL—continued.		
GENERAL MISCELLANEOUS RECEIPTS.		
RENTS—EXCLUSIVE OF LAND—		
Government Buildings and Premises	38,092 1 3	
Less Refunds	403 5 9	
		37,688 15 6
FINES AND FORFEITURES—		
Sheriff	5,375 6 0	
Courts of Petty Sessions	70,219 8 2	
Industrial Arbitration Court	2,429 10 10	
Transport Act	20,545 18 5	
Other Fines and Forfeitures	11,092 9 7	
	109,662 13 0	
Less Refunds	1,129 7 0	
		108,533 6 0
FORESTRY—		
Timber Inspection Fees	7,932 16 3	
Royalties, Licenses, Permits and Sales of Timber	432,853 16 11	
Rents of Leases, &c.	114 1 8	
Miscellaneous Receipts	14,279 16 0	
	455,180 10 10	
Less Amount transferred to Special Deposits Account under Section 13, Forestry Act No. 55, 1916	229,684 12 2	
	225,495 18 8	
Less Refunds	1,387 9 1	
		224,108 9 7
COUNTRY TOWNS WATER SUPPLY WORKS—Interest	9,027 5 8	
Less Refunds	118 0 9	
		8,909 4 11
COUNTRY TOWNS SEWERAGE WORKS—Interest	3,847 17 9
WATER ACT, 1912—Interest	3,365 6 10	
Less Refunds	111 3 11	
		3,254 2 11
WATER CONSERVATION AND IRRIGATION COMMISSION, ACT No. 73, 1912—		
Miscellaneous Receipts—Fees under the Water Act, &c.... ..	7,038 17 9	
Less Refunds	98 3 0	
		6,940 14 9
GOVERNMENT TOURIST BUREAU COLLECTIONS	69,425 5 8	
Less Refunds	191 4 0	
		69,234 1 8
DARLING HARBOUR RESUMED AREA—Rents, &c.	47,126 6 6
STATE LOTTERIES—Amount paid to Consolidated Revenue Fund in terms of Section 4 (1), Act No. 51, 1930	1,343,245 0 0
UNCLAIMED MONEYS, ACT No. 11, 1917	5,465 8 2	
Less Refunds	128 17 4	
		5,336 10 10
STATE SUPERANNUATION BOARD—Repayment of part of Employer's Contributions and Interest thereon, overpaid to the State Superannuation Fund during the financial years 1919–20 to 1932–33	285,612 0 0
GENERAL MISCELLANEOUS RECEIPTS carried forward	£	2,143,836 10 5

CONSOLIDATED REVENUE FUND.
STATEMENT OF GROSS AND NET RECEIPTS—*continued.*

HEAD OF RECEIPT.	AMOUNT.	TOTAL.
GOVERNMENTAL—<i>continued.</i>	£ s. d.	£ s. d.
GENERAL MISCELLANEOUS RECEIPTS—<i>continued.</i>		
Brought forward £	2,143,836 10 5
REPAYMENTS TO CREDIT OF CONSOLIDATED REVENUE FUND VOTES—		
Previous years—		
Interest on Debentures and Funded Stock	† 253,153 10 8	
Exchange on Interest Transactions	* 42,969 0 3	
	£ s. d.	
Exchange on Other Transactions	19,572 16 2	
Less Refund	2 0 6	
	* 19,570 15 8	
Sinking Fund payments to National Debt Commission	† 17,474 3 3	
Commonwealth Government—Expenses of Management of Loans ...	304 8 11	
Miscellaneous—		
Contributions by Commonwealth—	£ s. d.	
Police engaged on Security work	28,262 8 10	
Police Services—Petrol rationing	23,275 2 0	
Interest on Moneys in temporary possession of Government	17,593 9 3	
War Damage Insurance	20,683 16 6	
Portion of Costs of Irrigation Agency, Rural Bank—Murrumbidgee Irrigation Areas ...	19,993 0 0	
Pay Roll Tax	41,668 5 7	
Grants, Loans, Advances and for Public Works and Services generally	87,854 12 4	
Department of National Emergency Services... ..	13,411 17 1	
Department of Public Works—	£ s. d.	
Public Buildings	28,055 3 0	
Dredge Services	24,468 17 7	
Other Works & Services	18,700 16 6	
	71,224 17 1	
Water Conservation & Irrigation Commission—		
Advances, Irrigation Districts	9,537 17 5	
Other	14,595 14 1	
	24,133 11 6	
Departments Generally	108,924 6 1	
	457,025 6 3	
Less Refunds	792 13 7	
	456,232 12 8	
RECEIPTS ON ACCOUNT OF INTEREST—MISCELLANEOUS—		
Interest on—		
Daily Net Credit Balance of the Colonial Treasurer's Banking Accounts	48,131 6 3	
Value of Quarantine Station, North Head, in occupation by the Commonwealth Government	3,889 7 6	
Cost of Construction of Channel, Newcastle, and Value of Land acquired for establishing Iron and Steel Works at Newcastle, under Newcastle Iron and Steel Works Act, No. 55, 1912 ...	1,531 15 9	
Metropolitan Water, Sewerage, and Drainage Board—Advances ...	167,771 4 4	
Miners' Accident Relief Repeal Acts, Nos. 46, 1916, and 13, 1928—		
Investment of Funds	2,310 0 0	
New South Wales Engineering and Shipbuilding Undertaking ...	11,552 10 10	
Advance to Newcastle and District Transport Trust General Fund	15,250 4 4	
Advances for Wire-netting	10,781 5 7	
Share of Expenditure by Municipal and Shire Councils made out of Advances—appropriated for Country Main Roads—from General Loan Account, Section 21 (2) (a), Main Roads Act No. 24, 1924...	139 10 0	
Housing Fund—Dacey Garden Suburb	6,485 0 10	
Advances under 1923 Migration Agreement	67 11 0	
Rural Bank of New South Wales—		
Rural Reconstruction Agency	52,521 6 4	
Building Relief Agency	3,723 17 6	
Government Housing Agency	11,644 4 6	
Rural Industries Agency	7,094 2 9	
Advances to Settlers Agency	14,586 18 3	
Home Building Scheme Agency	2,328 17 0	
Closer Settlement Agency	6,353 4 11	
Soldiers' Families Housing Agency	312 13 4	
Investments of Government Agency Department Capital Moneys	3,398 19 7	
Moree Municipal Council—Water Supply and Sewerage Scheme ...	127 14 4	
Yass Municipal Council—Water Supply and Sewerage Scheme ...	65 7 10	
Broken Hill Water Supply and Sewerage Scheme	1,252 19 2	
RECEIPTS ON ACCOUNT OF INTEREST carried forward £	371,320 1 11	
GENERAL MISCELLANEOUS RECEIPTS carried forward £	2,933,541 1 10

† See page 83.

* See page 84.

† See page 178.

CONSOLIDATED REVENUE FUND.

STATEMENT OF GROSS AND NET RECEIPTS—*continued.*

HEAD OF RECEIPT.	AMOUNT.	TOTAL.
	£ s. d.	£ s. d.
GOVERNMENTAL—<i>continued.</i>		
GENERAL MISCELLANEOUS RECEIPTS—<i>continued.</i>		
Brought forward £	2,933,541 1 10
RECEIPTS ON ACCOUNT OF INTEREST—MISCELLANEOUS—<i>continued.</i>		
Brought forward £	371,320 1 11	
Interest on—		
June Water Supply—Working Capital	181 7 5	
South West Tablelands Water Supply—Working Capital	253 18 5	
Southern Electricity Supply—Working Capital	435 5 8	
Christmas Relief Loans—		
Country Towns Water Supply Works	206 7 3	
Advances to Municipal and Shire Councils	343 7 10	
Special Unemployment Relief Loans—		
Country Towns Water Supply Works	526 4 5	
Water and Irrigation Trusts	93 19 10	
Advances to Municipal and Shire Councils	5,892 13 10	
Miscellaneous	12,075 12 9	
Benerembah Stock and Domestic Water Supply and Irrigation District—Capital Debt	1,566 3 2	
Advances to Municipal and Shire Councils—		
Road Works	302 10 5	
Bridge Works	29 11 6	
Unemployed Relief Works	1,141 1 8	
Shallow Bores—Advances to Settlers	7,736 19 8	
Advances to Councils for Roads of Access, Stormwater Channels, Bridges, Public Baths, etc.	658 16 1	
Miscellaneous Receipts on account of Interest	1,883 9 5	
	404,647 11 3	
Less Refunds	130 4 8	
		404,517 6 7
CONTRIBUTIONS BY COMMONWEALTH GOVERNMENT—		
Towards cost of Rail Passes issued to Members of Defence Forces	143,000 0 0	
In respect of Air Raid Precautions	11,078 3 0	
		154,078 3 0
RECEIPTS UNDER THE FISHERIES ACT—Rents, Licenses, Permits, &c.		
Less Refunds	15,992 2 10	
	271 17 5	
		15,720 5 5
SALES OF FARM PRODUCE, LIVE STOCK, REFUSE FOOD, &c.—Farms and Institutions		
Less Refunds	67,414 0 3	
	489 6 7	
		66,924 13 8
SALE OF GOVERNMENT PROPERTY (EXCLUSIVE OF SALES IN CARRYING ON ANY BUSINESS UNDERTAKING) NOT PAYABLE TO ANY SPECIAL ACCOUNT OR FUND OUTSIDE OF CONSOLIDATED REVENUE FUND		
Less Refunds	13,441 10 5	
	60 12 7	
		13,380 17 10
DEPARTMENT OF PRISONS—Collections from Prison Industries		
Less Refunds	89,323 3 9	
	26 4 0	
		89,296 19 9
TRANSFERS UNDER SECTION 31 OF AUDIT ACT, 1902, AND PART BALANCES OF SPECIAL DEPOSITS ACCOUNTS NOT REQUIRED		
Less Refunds	16,784 19 11	
	994 3 11	
		15,790 16 0
GENERAL MISCELLANEOUS RECEIPTS carried forward £	3,693,250 4 1

CONSOLIDATED REVENUE FUND.

STATEMENT OF GROSS AND NET RECEIPTS—*continued.*

HEAD OF RECEIPT.	AMOUNT.	TOTAL.
GOVERNMENTAL—<i>continued.</i>		
	£ s. d.	£ s. d.
GENERAL MISCELLANEOUS RECEIPTS—<i>continued.</i>		
Brought forward £	3,693,250 4 1
REPAYMENTS ON ACCOUNT OF ADVANCES FOR PURPOSES OF RELIEF OF UNEMPLOYMENT	25,220 3 1
AMOUNTS APPROPRIATED FROM FUNDS OF BUSINESS UNDERTAKINGS FOR PERMANENT REDEMPTION OF TREASURY BILLS	3,250,000 0 0
PAYMENTS TO STATE IN RESPECT OF TRANSFER OF GARDEN ISLAND TO COMMONWEALTH	638,772 0 0
UNCLASSIFIED RECEIPTS—		
David Berry Estate—Rents, &c.	1,883 0 0	
State Undertaking—		
Government Insurance Office of New South Wales—Contributions in respect of Amount representing the equivalent of Income Tax on Net Profits for Year 1943–44	60,233 7 4	
Repayments to Credit of Public Works Fund Votes—Previous years	5,015 0 0	
Department of Railways—Difference between Rents received and Expenditure incurred for Rates, Repairs, &c., in connection with Properties resumed on account of the Construction of Railway Lines	4,169 1 2	
Exchange on Cheques and Remittances—Miscellaneous... ..	2,910 11 3	
State Lotteries Department—Postage on Tickets and Result Slips ...	1,640 15 0	
Department of Taxation—Taxation Costs, &c.	452 6 3	
Department of Attorney-General and of Justice—		
Costs recovered in various Actions	5,276 10 1	
Amounts paid to the Crown as “bona vacantia”	12 1 10	
Pastures Protection Boards—Three per cent. Contributions under the Pastures Protection Act	6,114 5 2	
Department of Public Instruction—		
Cookery, Manual Training, Agricultural High School Sales and other Sales	9,999 3 11	
Technical Education—		
Bootmaking School, Woolclassing and other Sales	5,517 15 11	
Commonwealth Government—		
Compensation for use of Furniture, Machines and Equipment in Collection of Commonwealth Revenue	3,604 10 0	
Public Trustee—Rent and Storage	1,848 18 4	
Sale of Land at Glen Davis	1,377 14 6	
Sale of Crown Land at Wickham	118 12 6	
Profits on Sale of Land and Property by Government Housing Agency, Rural Bank (Section 6, Housing Amendment Act, 1924)	229 15 4	
Other Miscellaneous Unclassified Receipts	7,962 16 1	
	118,366 4 8	
Less Refunds	588 15 3	
		117,777 9 5
TOTAL, GENERAL MISCELLANEOUS RECEIPTS (see page 2) ... £	7,725,019 16 7
Other Receipts—		
Transfer from Commonwealth Treasury Bills (Sydney) Account—		
Proceeds of Deficit Loans on Treasury Bills—Deficiency (Revenue) Act, No. 30, 1944 (see page 2) £	31,930,000 0 0
Total Net (Governmental) Receipts—Consolidated Revenue Fund (see page 2)	£	66,783,602 17 4

M. K. WEIR,
Under-Secretary and Comptroller of Accounts,
The Treasury, New South Wales,
Sydney, 10th August, 1945.

W. R. A. KILPATRICK,
Accountant,

J. M. BADDELEY,
Acting Treasurer.

STATEMENT B.

Detail Statement

OF PAYMENTS IN THE YEAR ENDED 30TH JUNE, 1945, OUT OF THE CONSOLIDATED REVENUE FUND, as shown in Account Current, page 3.

No. of Appropriation.	HEAD OF SERVICE.	PAYMENTS UNDER PARLIAMENTARY AUTHORITY.			PAYMENTS, TREASURER'S ADVANCE VOTE, TO BE APPROPRIATED.			PAYMENTS UNAUTHORISED IN SUSPENSE.			TOTAL.		
		£	s.	d.	£	s.	d.	£	s.	d.	£	s.	d.
	SERVICES OF THE YEAR ENDED 30th JUNE, 1945.												
	SUPPLEMENT TO SCHEDULES TO THE CONSTITUTION ACT.												
1	Other Pensions and Allowances.....	1,827	11	5			1,827	11	5
	Total, Supplement to Schedules to the Constitution Act £	1,827	11	5			1,827	11	5
	THE LEGISLATURE.												
2	SECTION—LEGISLATIVE COUNCIL.												
	SALARIES AND PAYMENTS IN THE NATURE OF SALARY—												
	A1. Salaries	4,408	5	11	144	10	6			4,552	16	5
	A3. Allowances	131	7	8			131	7	8
	A4. Officers on Retirement Leave	517	12	6			517	12	6
		5,057	6	1	144	10	6			5,201	16	7
	MAINTENANCE AND WORKING EXPENSES (OTHER THAN SALARIES)—												
	B1. Subsidiary Staff Charges—												
	Workers' Compensation Insurance Premiums	7	7	8			7	7	8
	Tea Money	36	5	0			36	5	0
	B4. General Expenditure—												
	Postal and Telegraphic Services	40	0	0			40	0	0
	Minor Expenses not elsewhere included	29	15	1			29	15	1
		113	7	9			113	7	9
	Total, Legislative Council£	5,170	13	10	144	10	6			5,315	4	4
3	SECTION—LEGISLATIVE ASSEMBLY.												
	SALARIES AND PAYMENTS IN THE NATURE OF SALARY—												
	A1. Salaries	12,356	19	8	97	3	10			12,454	3	6
	A3. Allowances	37	18	4			37	18	4
		12,394	18	0	97	3	10			12,492	1	10
	MAINTENANCE AND WORKING EXPENSES (OTHER THAN SALARIES)—												
	B1. Subsidiary Staff Charges—												
	Workers' Compensation Insurance Premiums	21	7	9			21	7	9
	Tea Money	141	12	6			141	12	6
	B4. General Expenditure—												
	Postal and Telegraphic Services	12	2	2			12	2	2
	Postage Stamps for use by Members of the Legislative Assembly	3,370	12	10			3,370	12	10
	Sundry Expenses	32	14	10			32	14	10
		3,578	10	1			3,578	10	1
	Total, Legislative Assembly£	15,973	8	1	97	3	10			16,070	11	11
4	SECTION—LEGISLATIVE COUNCIL AND ASSEMBLY.												
	SALARIES AND PAYMENTS IN THE NATURE OF SALARY—												
	A1. Salaries	11,375	9	5	462	14	3			11,838	3	8
	A2. Temporary Assistance	185	10	3			185	10	3
	A3. Allowances	74	19	3			74	19	3
	A4. Officers on Retirement Leave	172	10	9			172	10	9
	Carried forward£	11,808	9	8	462	14	3			12,271	3	11

DETAIL STATEMENT OF PAYMENTS, CONSOLIDATED REVENUE FUND—*continued.*

No. of Ap- propriation.	HEAD OF SERVICE.	PAYMENTS UNDER PARLIAMENTARY AUTHORITY.			PAYMENTS, TREASURER'S ADVANCE VOTE, TO BE APPROPRIATED.			PAYMENTS UNAUTHORISED IN SUSPENSE.			TOTAL.		
		£	s.	d.	£	s.	d.	£	s.	d.	£	s.	d.
	THE LEGISLATURE— <i>continued.</i>												
4	SECTION—LEGISLATIVE COUNCIL AND ASSEMBLY— <i>contd.</i>												
	Brought forward	£	11,808	9 8		462	14 3				12,271	3 11	
	MAINTENANCE AND WORKING EXPENSES (OTHER THAN SALARIES)—												
	B1. Subsidiary Staff Charges—												
	Workers' Compensation Insurance Premiums.....		98	2 0							98	2 0	
	Fire Insurance Premiums		89	14 6							89	14 6	
	B3 Transport Expenditure—												
	Motor Hire for Members of the Legislative Council and Assembly on the occasions of late Sittings of the House		3	0 0							3	0 0	
	B4. General Expenditure—												
	Maintenance of Grounds, Tennis Court, Bowling Green and Materials		28	5 5							28	5 5	
	Fuel (Coal, Coke, Firewood, Oil, etc.)		597	3 11							597	3 11	
	Sundry Expenses		120	1 6							120	1 6	
			936	7 4							936	7 4	
	Total, Legislative Council and Assembly	£	12,744	17 0		462	14 3				13,207	11 3	
5	SECTION—PARLIAMENTARY LIBRARY.												
	SALARIES AND PAYMENTS IN THE NATURE OF SALARY—												
	A.1 Salaries		2,919	4 10							2,919	4 10	
	MAINTENANCE AND WORKING EXPENSES (OTHER THAN SALARIES)—												
	B1. Subsidiary Staff Charges—												
	Workers' Compensation Insurance Premiums.....		2	5 2							2	5 2	
	Tea Money		23	2 6							23	2 6	
	B4. General Expenditure—												
	Postal and Telegraphic Services		3	0 0							3	0 0	
	Books, Periodicals and Papers		1,076	7 6		287	19 5				1,364	6 11	
			1,104	15 2		287	19 5				1,392	14 7	
	Total, Parliamentary Library	£	4,024	0 0		287	19 5				4,311	19 5	
6	SECTION—PARLIAMENTARY REPORTING STAFF.												
	SALARIES AND PAYMENTS IN THE NATURE OF SALARY—												
	A1. Salaries		8,827	3 0							8,827	3 0	
	A2. Temporary Assistance.....		132	0 9							132	0 9	
			8,959	3 9							8,959	3 9	
	MAINTENANCE AND WORKING EXPENSES (OTHER THAN SALARIES)—												
	B1. Subsidiary Staff Charges—												
	Workers' Compensation Insurance Premiums.....		1	0 9							1	0 9	
	Tea Money		116	7 6							116	7 6	
	B4. General Expenditure—												
	Hire of Typewriters.....		8	16 3							8	16 3	
			126	4 6							126	4 6	
	Total, Parliamentary Reporting Staff.....	£	9,085	8 3							9,085	8 3	
7	SECTION—PARLIAMENTARY STANDING COMMITTEE ON PUBLIC WORKS.												
	SALARIES AND PAYMENTS IN THE NATURE OF SALARY—												
	A1. Salaries		769	5 3							769	5 3	
	MAINTENANCE AND WORKING EXPENSES (OTHER THAN SALARIES)—												
	B1. Subsidiary Staff Charges—												
	Workers' Compensation Insurance Premiums		0	8 6							0	8 6	
	Total, Parliamentary Standing Committee on Public Works	£	769	13 9							769	13 9	
	Total, The Legislature	£	47,768	0 11		992	8 0				48,760	8 11	

DETAIL STATEMENT OF PAYMENTS, CONSOLIDATED REVENUE FUND—continued.

No. of Appropriation.	HEAD OF SERVICE.	PAYMENTS UNDER PARLIAMENTARY AUTHORITY.			PAYMENTS, TREASURER'S ADVANCE VOTE, TO BE APPROPRIATED.			PAYMENTS UNAUTHORISED IN SUSPENSE.			TOTAL.		
		£	s.	d.	£	s.	d.	£	s.	d.	£	s.	d.
8	PREMIER.												
	SECTION—HEAD OFFICE.												
	SALARIES AND PAYMENTS IN THE NATURE OF SALARY—												
	A1. Salaries.....	17,787	6	10	534	10	4			18,321	17	2
	A3. Allowances	1,955	6	3			1,955	6	3
	A4. Monetary Value of Retirement Leave.....	672	13	0			672	13	0
	A5. Overtime	113	10	10			113	10	10
		20,528	16	11	534	10	4			21,063	7	3
	MAINTENANCE AND WORKING EXPENSES (OTHER THAN SALARIES)—												
	B1. Subsidiary Staff Charges—												
	Workers' Compensation Insurance Premiums	21	0	0			21	0	0
	Tea Money	212	2	6			212	2	6
	B2. Expenses in connection with Buildings—												
	Rent	237	10	0			237	10	0
	B3. Transport Expenditure—												
	Travelling and Removal Expenses	325	19	11			325	19	11
	Aviation Personal Accident Insurance			2	11	0			2	11	0
	Car Hire, Departmental	7	6	3			7	6	3
	Car Hire Allowance for Members of Legislative Assembly	232	0	0			232	0	0
	B4. General Expenditure—												
	Postal and Telegraphic Services	487	19	0			487	19	0
	Cables	274	14	8			274	14	8
	Books, Periodicals and Papers	419	12	8			419	12	8
	Maintenance and Repairs to Office Equipment	7	5	0			7	5	0
	Press Cuttings	253	10	0			253	10	0
	Laundry Charges	19	11	11			19	11	11
	Minor Expenses not elsewhere included	60	18	2			60	18	2
	B5. Governmental Advertising	5,447	10	9			*5,447	10	9
		8,007	0	10	2	11	0			8,009	11	10
	OTHER SERVICES—												
	C1. To meet expenditure involved in Special Reports for Cabinet or the Premier, Empire Day, Anzac Day and Armistice Anniversary Celebrations, and to cover expenses of an Unforeseen Nature specially approved by the Premier	400	0	0	156	6	2			556	6	2
	C2. To meet expenditure in rail concessions, specially approved by the Premier or arising out of the reciprocal arrangements between the States and also the Commonwealth in respect of free rail facilities	1,447	1	3			1,447	1	3
	C3. Returned Sailors, Soldiers and Airmen's Employment Bureau—Rent at £1 5s. per week	65	0	0			65	0	0
	C4. Empire Parliamentary Association—Annual Subscription	150	0	0			150	0	0
	C5. Maintenance of Anzac Memorial Building—Contribution towards cost of cleaning, etc.....	889	0	0			889	0	0
	C6. South African Soldiers' Association—Grant for funeral expenses, relief of distress, etc.....	400	0	0			400	0	0
	C7. Prices Commission—New South Wales Branch—Contribution by State towards Cost of Administration	7,600	0	0			7,600	0	0
	... Returned Sailors, Soldiers and Airmen's Imperial League of Australia—Grant for Christmas Relief, 1944			100	0	0			100	0	0
	... Official Visit abroad of the Premier, Hon. W.J. McKell and Officers—Expenses			1,948	19	10			1,948	19	10
	... Regional Development Committees—Expenses			695	1	11			695	1	11
	... Official Visit abroad of Mr. C. A. Saxby, Supervising Engineer, Department of Public Works—Expenses			38	5	11			38	5	11
		10,951	1	3	2,938	13	10			13,889	15	1
	Total Premier, Head Office	£ 39,486	19	0	3,475	15	2			42,962	14	2
9	SECTION—VICE-PRESIDENT OF EXECUTIVE COUNCIL AND REPRESENTATIVE OF THE GOVERNMENT IN THE LEGISLATIVE COUNCIL.												
	SALARIES AND PAYMENTS IN THE NATURE OF SALARY—												
	(Special) Allowance to the Representative of the Government in the Legislative Council.....	150	0	0			150	0	0
	Total, Vice-President of Executive Council and Representative of the Government in the Legislative Council	£ 150	0	0			150	0	0

DETAIL STATEMENT OF PAYMENTS, CONSOLIDATED REVENUE FUND—*continued.*

No. of Appropriation	HEAD OF SERVICE.	PAYMENTS UNDER PARLIAMENTARY AUTHORITY.	PAYMENTS, TREASURER'S ADVANCE VOTE, TO BE APPROPRIATED.	PAYMENTS UNAUTHORISED IN SUSPENSE.	TOTAL.
		£ s. d.	£ s. d.	£ s. d.	£ s. d.
	PREMIER— <i>continued.</i>				
10	SECTION—LEADER OF THE OPPOSITION.				
	SALARIES AND PAYMENTS IN THE NATURE OF SALARY—				
	A1. Salaries	949 19 2	949 19 2
	A3. Allowances	103 2 8	103 2 8
		1,053 1 10	1,053 1 10
	MAINTENANCE AND WORKING EXPENSES (OTHER THAN SALARIES)—				
	B1. Subsidiary Staff Charges—				
	Workers' Compensation Insurance Premiums	1 0 0	1 0 0
	Total, Leader of the Opposition	1,054 1 10	1,054 1 10
11	SECTION—STATE GOVERNOR'S ESTABLISHMENTS (INCLUDING VICE-REGAL RESIDENCE, "HILLVIEW") AND EXECUTIVE COUNCIL.				
	SALARIES AND PAYMENTS IN THE NATURE OF SALARY—				
	A1. Salaries	4,349 0 1	4,349 0 1
	A2. Temporary Assistance	91 11 3	91 11 3
	A3. Allowances	327 1 4	327 1 4
	A5. Overtime	4 18 8	4 18 8
		4,767 12 8	4 18 8	4,772 11 4
	MAINTENANCE AND WORKING EXPENSES (OTHER THAN SALARIES)—				
	B1. Subsidiary Staff Charges—				
	Workers' Compensation Insurance Premiums ...	26 0 0	26 0 0
	B2. Expenses in Connection with Buildings—				
	Chimney Sweeping	10 2 6	10 2 6
	Fire Insurance Premiums	60 9 2	60 9 2
	B3. Transport Expenditure—				
	Car Hire	9 2 0	9 2 0
	Maintenance of Motor Vehicles	50 0 0	68 12 10	118 12 10
	Motor Vehicle Insurance	11 1 9	11 1 9
	B4. General Expenditure—				
	Postal and Telegraphic Services	98 18 9	98 18 9
	Books, Periodicals and Papers	39 17 0	39 17 0
	Cables	57 6 5	57 6 5
	Freight and Cartage	38 11 5	38 11 5
	Fuel (Coal, Coke and Firewood)	241 14 5	241 14 5
	Minor Expenses not elsewhere included	48 1 5	48 1 5
		691 4 10	68 12 10	759 17 8
	Total, State Governor's Establishments, &c. £	5,458 17 6	73 11 6	5 532 9 0
12	SECTION—NEW SOUTH WALES GOVERNMENT OFFICES LONDON (INCLUDING ENGINEER'S BRANCH).				
	SALARIES AND PAYMENTS IN THE NATURE OF SALARY—				
	A1. Salaries	4,594 17 2	4,594 17 2
	A2. Temporary Assistance	64 10 9	64 10 9
	A3. Allowances	1,262 9 1	1,262 9 1
		5,921 17 0	5,921 17 0
	MAINTENANCE AND WORKING EXPENSES (OTHER THAN SALARIES)—				
	B2. Expenses in connection with Buildings—				
	Rent and Rates	3,960 5 0	3,960 5 0
	B3. Transport Expenditure—				
	Travelling Expenses of Engineering Inspectors ...	19 9 1	19 9 1
	B4. General Expenditure—				
	Fuel, Light, Cleaning, Exhibits, Stationery, Printing, Travelling, Audit Fee and Incidentals	1,127 13 1	1,127 13 1
	Retaining Fees and Expenses, Legal Advisers to the State in London	10 0 0	10 0 0
		5,117 7 2	5,117 7 2
	Total, New South Wales Government Offices, London (including Engineer's Branch)	11,039 4 2	11,039 4 2

DETAIL STATEMENT OF PAYMENTS, CONSOLIDATED REVENUE FUND—*continued.*

No. of Appropriation.	HEAD OF SERVICE.	PAYMENTS UNDER PARLIAMENTARY AUTHORITY.	PAYMENTS, TREASURER'S ADVANCE VOTE, TO BE APPROPRIATED.	PAYMENTS UNAUTHORISED IN SUSPENSE.	TOTAL
		£ s. d.	£ s. d.	£ s. d.	£ s. d.
	PREMIER— <i>continued.</i>				
13	SECTION—AUDITOR-GENERAL'S DEPARTMENT.				
	SALARIES AND PAYMENTS IN THE NATURE OF SALARY—				
	A1. Salaries	29,964 5 7	29,964 5 7
	A3. Allowances	215 12 0	215 12 0
	A4. Officers on Retirement Leave.....	182 15 0	182 15 0
	A5. Overtime	102 9 1	102 9 1
		30,465 1 8	30,465 1 8
	MAINTENANCE AND WORKING EXPENSES (OTHER THAN SALARIES)—				
	B1. Subsidiary Staff Charges—				
	Workers' Compensation Insurance Premiums	36 1 4	36 1 4
	Tea Money	17 10 0	17 10 0
	B2. Expenses in connection with Buildings—				
	Rent	1,156 14 1	1,156 14 1
	B3. Transport Expenditure—				
	Travelling Expenses	2,128 16 11	2,128 16 11
	B4. General Expenditure—				
	Postal and Telegraphic Services	37 0 2	37 0 2
	Books, Periodicals and Papers	18 4 1	18 4 1
	Laundry Expenses	5 1 7	5 1 7
	Maintenance and Repairs to Office Equipment ...	22 4 8	22 4 8
	Minor Expenses not elsewhere included	11 16 11	11 16 11
		3,433 9 9	3,433 9 9
	Total, Auditor-General's Department ... £	33,898 11 5	33,898 11 5
14	SECTION—PUBLIC SERVICE BOARD.*				
	SALARIES AND PAYMENTS IN THE NATURE OF SALARY—				
	A1. Salaries	19,555 8 0	944 13 6	20,500 1 6
	A3. Allowances	1,130 5 8	1,130 5 8
	A4. Monetary Value of Retirement Leave	3,289 2 1	3,289 2 1
	A5. Overtime	81 9 0	81 9 0
	A6. Monetary Value of Leave payable to Dependent Relatives of Deceased Public Servants	210 5 10	95 1 5	305 7 3
		24,266 10 7	1,039 14 11	25,306 5 6
	MAINTENANCE AND WORKING EXPENSES (OTHER THAN SALARIES)—				
	B1. Subsidiary Staff Charges—				
	Workers' Compensation Insurance Premiums	9 1 9	9 1 9
	Tea Money	53 2 6	53 2 6
	B2. Expenses in connection with Buildings—				
	Rent and Cleaning	1,706 0 0	1,706 0 0
	B3. Transport Expenditure—				
	Travelling and Removal Expenses	190 0 0	210 19 6	400 19 6
	B4. General Expenditure—				
	Postal and Telegraphic Services	504 7 10	504 7 10
	Books, Periodicals and Papers	30 6 6	30 6 6
	Maintenance and Repairs to Office Equipment ...	26 4 7	26 4 7
	Fees to Examiners.....	400 0 0	319 13 3	719 13 3
	Light, Heat and Power	123 15 9	123 15 9
	Laundry Expenses.....	1 2 1	1 2 1
	Minor Expenses not elsewhere included.....	3 8 5	3 8 5
		3,047 9 5	530 12 9	3,578 2 2
	Total, Public Service Board..... £	27,314 0 0	1,570 7 8	28,884 7 8
15	SECTION—POLICE.				
	SALARIES AND PAYMENTS IN THE NATURE OF SALARY—				
	A1. Salaries	1,195,668 13 10	1,195,668 13 10
	A2. Temporary Assistance	504 10 10	504 10 10
	A3. Allowances	5,030 10 5	5,030 10 5
	A4. Officers on Retirement Leave	1,031 5 9	1,031 5 9
	A5. Overtime	27,882 10 9	27,882 10 9
	A6. Monetary Value of Leave payable to Dependent Relatives of Deceased Public Servants	1,256 7 0	1,256 7 0
	Carried forward..... £	1,231,373 18 7	1,231,373 18 7

* Salaries of Members of Board provided under "Special Appropriations," see page 81.

DETAIL STATEMENT OF PAYMENTS, CONSOLIDATED REVENUE FUND—continued.

No. of Ap- propriation.	HEAD OF SERVICE.	PAYMENTS UNDER PARLIAMENTARY AUTHORITY.			PAYMENTS, TREASURER'S ADVANCE VOTE, TO BE APPROPRIATED.			PAYMENTS UNAUTHORISED IN SUSPENSE.			TOTAL.		
		£	s.	d.	£	s.	d.	£	s.	d.	£	s.	d.
15	PREMIER—continued.												
	SECTION—POLICE—continued.												
	Brought forward.....	£	1,231,373	18 7							1,231,373	18 7	
	MAINTENANCE AND WORKING EXPENSES (OTHER THAN SALARIES)—												
	B1. Subsidiary Staff Charges—												
	Workers' Compensation Insurance Premiums	645	6	6							645	6	6
	Tea Money	135	15	6							135	15	6
	Allowances to Members of Police Force unprovided with Quarters	103,391	16	1							103,391	16	1
	Allowances to Police not provided with Uniform... ..	11,423	11	6							11,423	11	6
	Special Allowances to Police employed on Plain-clothes Duty	19,112	13	11							19,112	13	11
	Special Allowances to Police in Expensive Districts	3,899	14	0							3,899	14	0
	B2. Expenses in connection with Buildings—												
	Rents of Offices and Other Premises	4,507	9	8							4,507	9	8
	Repairs to Buildings	888	10	6							888	10	6
	B3. Subsistence and Transport Expenses—												
	Travelling and Removal Expenses	22,388	2	6							22,388	2	6
	Fares and Incidental Expenses	1,689	8	10							1,689	8	10
	Conveyance of Police and Prisoners	14,818	15	7							14,818	15	7
	Maintenance of Motor Vehicles, Launches, Boats and Bicycles.....	45,201	7	11							45,201	7	11
	B4. General Expenditure—												
	Postal and Telegraphic Services	7,815	4	5							7,815	4	5
	Books, Periodicals and Papers	136	0	1							136	0	1
	Gas and Electricity.....	5,160	5	4							5,160	5	4
	Fuel (Coal, Coke and Firewood)	662	17	1							662	17	1
	Provisions for Prisoners in Lockups	7,811	9	2							7,811	9	2
	Rewards for Apprehension of Offenders	3,264	9	4							3,264	9	4
	Telephones	16,586	5	1							16,586	5	1
	Forage	6,598	14	6							6,598	14	6
	Shoeing, Veterinary Attendance and Medicine for Police Horses	699	12	3							699	12	3
	Police Equipment	552	15	4							552	15	4
	Fencing Police Paddocks	63	7	3							63	7	3
	Freight and Cartage	1,121	0	2							1,121	0	2
	Destruction of Dogs	525	17	6							525	17	6
	Horses	55	0	0							55	0	0
	Wireless Transmitting Station and Mobile Transmitting and Receiving Sets.....	1,470	19	7							1,470	19	7
	Insurance—Fire, Marine and Motor Vehicle	4,280	7	5							4,280	7	5
	Minor expenses not elsewhere included	1,145	13	7							1,145	13	7
		286,052	10	7							286,052	10	7
	OTHER SERVICES—												
	C2. Police Regulations (Appeals), Act No. 33, 1923—												
	Fees, Allowances and Minor Expenses	222	15	6							222	15	6
	C3. Motor Vehicles	11,462	0	0							11,462	0	0
		11,684	15	6							11,684	15	6
	Total, Police	£	1,529,111	4 8							1,529,111	4 8	
	Total, Premier	£	1,647,512	18 7	5,119	14 4					1,652,632	12 11	
16	MINISTER FOR TRANSPORT.												
	SECTION—HEAD OFFICE.												
	SALARIES AND PAYMENTS IN THE NATURE OF SALARY—												
	A1. Salaries	5,487	14	11	174	14	11				5,662	9	10
	A2. Temporary Assistance.....	145	3	6							145	3	6
	A3. Allowances	207	6	3							207	6	3
	A5. Overtime	54	6	3							54	6	3
	Carried forward	£	5,894	10 11	174	14 11					6,069	5	10

DETAIL STATEMENT OF PAYMENTS, CONSOLIDATED REVENUE FUND—continued.

No. of Appropriation	HEAD OF SERVICE.	PAYMENTS UNDER PARLIAMENTARY AUTHORITY.		PAYMENTS, TREASURER'S ADVANCE VOTE, TO BE APPROPRIATED		PAYMENTS UNAUTHORISED IN SUSPENSE.		TOTAL.	
		£	s. d.	£	s. d.	£	s. d.	£	s. d.
16	MINISTER FOR TRANSPORT—continued.								
	SECTION—HEAD OFFICE—continued.								
	Brought forward	5,894	10 11	174	14 11		6,069	5 10
	MAINTENANCE AND WORKING EXPENSES (OTHER THAN SALARIES)—								
	B1. Subsidiary Staff Charges—								
	Workers' Compensation Insurance Premiums	3	1 5		3	1 5
	Tea Money	12	0 0		12	0 0
	B2. Expenses in connection with Buildings—								
	Rent	788	4 6		788	4 6
	Cleaning	94	17 10		94	17 10
	B3. Subsistence and Transport Expenditure—								
	Travelling Expenses	6	11 7		6	11 7
	B4. General Expenditure—								
	Postal and Telegraphic Services	120	0 0		120	0 0
	Books, Periodicals and Papers	21	0 6		21	0 6
	Laundry	1	8 11		1	8 11
	Minor Expenses not elsewhere included	1	3 7		1	3 7
		1,048	8 4		1,048	8 4
	OTHER SERVICES—								
	C1. Minor Concessions to Incapacitated Returned Service Personnel	3,000	0 0	302	0 8		3,302	0 8
	C2. Rail, Tram and Omnibus Concessions to Totally Blinded and Incapacitated Returned Service Personnel	58,000	0 0		3,587	5 10	61,587	5 10
	C3. Travelling Concessions to Australian and Allied Service Personnel attending Hospital and during leave from Combat Zones	50,000	0 0		10,082	5 7	60,082	5 7
	C4. Half Cost of Travelling Concessions to Relatives of Returned Invalided or Disabled Service Personnel	42	2 11		42	2 11
	... Rail, Tram and Omnibus Passes to V.C. winners		600	0 0	600	0 0
		111,042	2 11	302	0 8	14,269	11 5	125,613	15 0
	Total, Minister for Transport, Head Office £	117,985	2 2	476	15 7	14,269	11 5	132,731	9 2
17	SECTION—EMERGENCY SUPPLY AND EMERGENCY TRANSPORT.								
	SALARIES AND PAYMENTS IN THE NATURE OF SALARY—								
	A2. Temporary Assistance	319	0 10		319	0 10
	A3. Allowances	50	0 0		50	0 0
		369	0 10		369	0 10
	MAINTENANCE AND WORKING EXPENSES (OTHER THAN SALARIES)—								
	B1. Subsidiary Staff Charges—								
	Workers' Compensation Insurance Premiums	0	2 7		0	2 7
	Tea Money	0	6 0		0	6 0
	B2. Expenses in Connection with Buildings—								
	Rent	60	0 0		60	0 0
	B3. Transport Expenditure—								
	Travelling Expenses	14	6 6		14	6 6
	B4. General Expenditure—								
	Postal and Telegraphic Services	1	1 2		1	1 2
	Laundry Expenses	1	11 10		1	11 10
	Electricity	4	3 9		4	3 9
	Minor Expenses not elsewhere included	0	10 0		0	10 0
		82	1 10		82	1 10
	OTHER SERVICES—								
	C1. Half cost of Payment of Interest, Bank charges and other expenses in the provision of financial accommodation, Storage Charges, Insurance, Bad Debts and other Incidental Expenses in connection with the Emergency Supply Scheme	589	18 2		589	18 2
	C2. Installation of Producer Gas Units on Government Vehicles	38	15 3		38	15 3
	C3. Provision of Special Storages of Essential Goods at Selected Centres in New South Wales	5,000	0 0	184	0 10		5,184	0 10
	C4. Bonuses to staffs of certain Municipal Councils for services performed in connection with Special Storages of Foodstuffs at Selected Centres in N.S.W.	900	0 0		900	0 0
		6,528	13 5	184	0 10		6,712	14 3
	Total, Emergency Supply and Emergency Transport	6,979	16 1	184	0 10		7,163	16 11
	Total, Minister for Transport	124,964	18 3	660	16 5	14,269	11 5	139,895	6 1

DETAIL STATEMENT OF PAYMENTS, CONSOLIDATED REVENUE FUND—continued.

No. of Ap- propriation	HEAD OF SERVICE.	PAYMENTS UNDER PARLIAMENTARY AUTHORITY.	PAYMENTS, TREASURER'S ADVANCE VOTE, TO BE APPROPRIATED.	PAYMENTS UNAUTHORISED IN SUSPENSE.	TOTAL
		£ s. d.	£ s. d.	£ s. d.	£ s. d.
	MINISTER FOR NATIONAL EMERGENCY SERVICES.				
18	SECTION—NATIONAL EMERGENCY SERVICES.				
	SALARIES AND PAYMENTS IN THE NATURE OF SALARY—				
	A1. Salaries	12,656 19 9	12,656 19 9
	A2. Temporary Assistance.....	40 16 3	40 16 3
	A3. Allowances	1,526 2 8	1,526 2 8
	A5. Overtime	145 12 9	145 12 9
		14,369 11 5	14,369 11 5
	MAINTENANCE AND WORKING EXPENSES (OTHER THAN SALARIES)—				
	B1. Subsidiary Staff Charges—				
	Workers' Compensation Insurance Premiums ...	36 4 2	36 4 2
	Tea Money	168 9 0	168 9 0
	Meal Money and Refreshments for Voluntary Staff	1,522 2 2	1,522 2 2
	B2. Expenses in connection with Buildings—				
	Repairs and Alterations to Buildings	204 13 2	204 13 2
	Repairs, Maintenance and Cleaning of Control Centres, Aid Posts, Shelters, etc.,	573 13 5	573 13 5
	Fire and Other Insurance	69 11 9	69 11 9
	B3. Subsistence and Transport Expenditure—				
	Travelling and Removal Expenses.....	1,504 15 0	1,504 15 0
	Maintenance and Running Expenses of Motor Vehicles	454 12 2	454 12 2
	B4. General Expenditure—				
	Postal and Telegraphic Services	431 12 10	431 12 10
	Books, Periodicals and Papers	48 9 1	48 9 1
	Freight and Cartage	360 13 5	360 13 5
	Laundry Expenses	145 5 9	145 5 9
	Expenses of Chief Wardens	2,994 5 8	2,994 5 8
	Insurance—N.E.S., Vehicles and Equipment	1,717 0 1	1,717 0 1
	Minor Expenses not elsewhere included	33 13 5	33 13 5
		10,195 9 4	69 11 9	10,265 1 1
	OTHER SERVICES—				
	C1. Priority 1—Controlled Lighting	4,435 15 5	4,435 15 5
	C2. Priority 2—Fire Fighting.....	10,441 17 3	10,441 17 3
	C3. Priority 3—First Aid and Medical	1,635 12 6	1,635 12 6
	C4. Priority 4—Warning Systems	4,973 8 0	4,973 8 0
	C5. Priority 5—Key Personnel	17,732 10 4	17,732 10 4
	C7. Priority 7—Shelters and Structural Precautions ...	203 5 6	203 5 6
	C8. Precautionary Measures during a State of War in Australia	1,596 13 10	1,596 13 10
	C9. Free Travel—Voluntary Personnel.....	193 10 6	193 10 6
	C10. Women's Australian National Services—Grant to meet Expenses.....	400 0 0	400 0 0
	C11. Compensation—Designated Premises and Vehicles...	83 0 0	83 0 0
	C12. Telephone Calls	4,050 18 10	4,050 18 10
	C13. Readjustment of Aid Posts for Class Rooms	292 6 10	292 6 10
	C14. Marking Steel Helmets and Equipment	77 2 1	77 2 1
	C15. Allowances—Wynyard Control	1,464 3 7	1,464 3 7
 Allowances—Newcastle Control	152 0 0	152 0 0
	C16. Civil Defence Transport Pool—Staff and Petrol Costs	39 3 4	39 3 4
	C17. Restoration of Premises used as Wardens' Posts ...	25 9 6	25 9 6
	C18. Metropolitan Water, Sewerage and Drainage Board— Re-imbusement of loss of Revenue—North George's River Sub-main Shelter	1,129 4 9	1,129 4 9
	C19. Metropolitan Water, Sewerage and Drainage Board— Restoration of North George's River Sub-main Shelter	1,737 0 10	1,737 0 10
	C20. Grants in aid of expenditure on Air Raid Precautions by Charitable Institutions	6,445 11 10	6,445 11 10
 Removal of Oil Booms from Port of Sydney	1,447 13 1	1,447 13 1
		56,956 14 11	1,599 13 1	58,556 8 0
	Total, Minister for National Emergency Services £	81,521 15 8	1,669 4 10	83,191 0 6

DETAIL STATEMENT OF PAYMENTS, CONSOLIDATED REVENUE FUND—*continued.*

No. of Ap- propriation.	HEAD OF SERVICE.	PAYMENTS UNDER PARLIAMENTARY AUTHORITY.	PAYMENTS, TREASURER'S ADVANCE VOTE, TO BE APPROPRIATED.	PAYMENTS UNAUTHORISED IN SUSPENSE.	TOTAL.
		£ s. d.	£ s. d.	£ s. d.	£ s. d.
19	COLONIAL SECRETARY.				
	SECTION—HEAD OFFICE.*				
	SALARIES AND PAYMENTS IN THE NATURE OF SALARY—				
	A1. Salaries	18,630 5 1	11 12 2	18,641 17 3
	A3. Allowances	809 3 6	809 3 6
	A5. Overtime	57 3 11	57 3 11
		19,496 12 6	11 12 2	19,508 4 8
	MAINTENANCE AND WORKING EXPENSES (OTHER THAN SALARIES)—				
	B1. Subsidiary Staff Charges—				
	Workers' Compensation Insurance Premiums.....	18 9 9	18 9 9
	Tea Money	39 5 0	39 5 0
	B2. Expenses in connection with Buildings—				
	Fire Insurance Premiums on Buildings and Contents	98 15 11	98 15 11
	B3. Transport Expenditure—				
	Travelling and Removal Expenses	139 14 1	139 14 1
	B4. General Expenditure—				
	Postal and Telegraphic Services	579 5 0	579 5 0
	Books, Periodicals and Papers	45 13 0	45 13 0
	Maintenance of Office Accounting Machines and Dictaphones	27 0 7	27 0 7
	Laundry Expenses	10 15 1	10 15 1
	Minor Expenses not elsewhere included	6 0 10	6 0 10
		964 19 3	964 19 3
	OTHER SERVICES—				
	C1. Royal Society for the Prevention of Cruelty to Animals—Grant	100 0 0	100 0 0
	C2. Board of Fire Commissioners—Subsidy (Act No. 9, 1909)	141,761 0 0	141,761 0 0
	C3. Bush Fires Advisory Committee—Propaganda and Expenses in connection with the Control and Prevention of Bush Fires	981 6 2	981 6 2
	C4. Purchase of Manual Equipment for Bush Fire Brigades.....	268 18 3	268 18 3
	C5. Purchase of Trailer Pumps	124 5 11	124 5 11
		143,235 10 4	143,235 10 4
	Total, Colonial Secretary, Head Office...£	163,697 2 1	11 12 2	163,708 14 3
20	SECTION—FISHERIES.				
	SALARIES AND PAYMENTS IN THE NATURE OF SALARY—				
	A1. Salaries	13,736 15 9	13,736 15 9
	A2. Temporary Assistance	2 4 1	2 4 1
	A3. Allowances	526 13 2	526 13 2
		14,265 13 0	14,265 13 0
	MAINTENANCE AND WORKING EXPENSES (OTHER THAN SALARIES)—				
	B1. Subsidiary Staff Charges—				
	Workers' Compensation Insurance Premiums ...	72 4 2	72 4 2
	Tea Money	0 2 6	0 2 6
	B2. Expenses in connection with Buildings—				
	Maintenance of Buildings	146 3 7	146 3 7
	Rents	41 7 0	41 7 0
	Fire Insurance Premiums on Buildings	42 6 9	42 6 9
	B3. Transport Expenditure—				
	Travelling and Removal Expenses	698 11 5	698 11 5
	Fuel	736 12 6	736 12 6
	Hire of Launches	8 18 0	8 18 0
	Insurance Premiums on Motor Vehicles, Launches, etc.....	281 16 1	281 16 1
	Maintenance of Motor Vehicles, Launches, etc....	736 6 3	736 6 3
	B4. General Expenditure—				
	Postal and Telegraphic Services	328 13 10	328 13 10
	Books, Periodicals and Papers	10 15 10	10 15 10
	Freight and Cartage	110 18 8	110 18 8
	Plant and Equipment	614 10 3	614 10 3
	Stores	27 11 6	27 11 6
	Supply of Helios	16 10 9	16 10 9
	Minor Expenses not elsewhere included	5 11 8	5 11 8
		3,879 0 9	3,879 0 9
	Carried forward.....£	18,144 13 9	18,144 13 9

*Salary of President, Board of Fire Commissioners of N.S.W., partly provided under Special Appropriation, see page 81.

DETAIL STATEMENTS OF PAYMENTS, CONSOLIDATED REVENUE FUND—*continued*.

No. of Ap- propriation	HEAD OF SERVICE.	PAYMENTS UNDER PARLIAMENTARY AUTHORITY.			PAYMENTS, TREASURER'S ADVANCE VOTE, TO BE APPROPRIATED.			PAYMENTS UNAUTHORISED IN SUSPENSE.			TOTAL.		
		£	s.	d.	£	s.	d.	£	s.	d.	£	s.	d.
20	COLONIAL SECRETARY— <i>continued</i> .												
	SECTION—FISHERIES— <i>continued</i> .												
	Brought forward.....£	18,144	13	9			18,144	13	9
	OTHER SERVICES—												
	C2. Expenses Incurred by Council for Scientific and In- dustrial Research, Marine Section, in connection with Investigations associated with the Oyster												
	Industry	303	11	6			303	11	6
	... Fishing Industry—Expenses of investigations			37	19	4			37	19	4
		303	11	6	37	19	4			341	10	10
	Total, Fisheries	18,448	5	3	37	19	4			18,486	4	7
...	SECTION—OFFICE OF THE ELECTORAL COMMISSIONER.												
	SALARIES AND PAYMENTS IN THE NATURE OF SALARY—												
	A1. Salaries	1,996	6	7			1,996	6	7
	A3. Allowances	142	7	7			142	7	7
	A4. Officers on Retirement Leave	1,000	0	0			1,000	0	0
	A6. Monetary value of leave payable to dependent relatives of deceased Public Servants.....	438	0	4			438	0	4
	Less Payable from Special Appropriations under Parliamentary Electorates and Elections Act, 1912, and amending Acts	3,576	14	6			3,576	14	6
		3,576	14	6			*3,576	14	6
			
	MAINTENANCE AND WORKING EXPENSES (OTHER THAN SALARIES)—												
	B1. Subsidiary Staff Charges—												
	Workers' Compensation Insurance Premiums ...	0	16	8			0	16	8
	B2. Expenses in connection with Buildings—												
	Rent	365	14	0			365	14	0
	B4. General Expenditure—												
	Printing	2,711	14	11			2,711	14	11
	By-Elections	367	3	9			367	3	9
	Stores, Stationery, Furniture, etc.	1	18	2			1	18	2
	Laundry Expenses	0	18	8			0	18	8
	Telephones	53	13	5			53	13	5
	Electricity	22	7	11			22	7	11
	Minor Expenses not elsewhere included	115	14	10			115	14	10
		3,640	2	4			3,640	2	4
	Less Payable from Special Appropriations under Parliamentary Electorates and Elections Act, 1912, and amending Acts	3,640	2	4			*3,640	2	4
			
	OTHER SERVICE—												
	C1. General Election	2,751	16	6			2,751	16	6
	Less Payable from Special Appropriations under Parliamentary Electorates and Elections Act, 1912, and amending Acts	2,751	16	6			*2,751	16	6
21	Total, Office of the Electoral Commissioner		
	SECTION—ABORIGINES WELFARE BOARD.												
	SALARIES AND PAYMENTS IN THE NATURE OF SALARY—												
	A1. Salaries	13,308	5	6			13,308	5	6
	A2. Temporary Assistance	349	14	3			349	14	3
	A3. Allowances	2,307	7	2			2,307	7	2
		15,965	6	11			15,965	6	11
	MAINTENANCE AND WORKING EXPENSES (OTHER THAN SALARIES)—												
	B1. Subsidiary Staff Charges—												
	Workers' Compensation Insurance Premiums	417	0	3			417	0	3
	B2. Expenses in connection with Buildings—												
	Rent	39	2	11			39	2	11
	Erection and Additions to Buildings and Acquire- ment of Property	3,440	1	11			3,440	1	11
	Repairs and Renovations to Buildings.....	2,160	11	1			2,160	11	1
	Carried forward	6,056	16	2			6,056	16	2
	Carried forward	15,965	6	11			15,965	6	11

DETAIL STATEMENT OF PAYMENTS, CONSOLIDATED REVENUE FUND—*continued.*

No. of Appropriation	HEAD OF SERVICE.	PAYMENTS UNDER PARLIAMENTARY AUTHORITY.			PAYMENTS, TREASURER'S ADVANCE VOTE, TO BE APPROPRIATED.			PAYMENTS UNAUTHORISED IN SUSPENSE.			TOTAL.		
		£	s.	d.	£	s.	d.	£	s.	d.	£	s.	d.
21	COLONIAL SECRETARY— <i>continued.</i>												
	SECTION—ABORIGINES WELFARE BOARD— <i>continued.</i>												
	Brought forward	£	15,965	6 11							15,965	6 11	
	MAINTENANCE AND WORKING EXPENSES (OTHER THAN SALARIES)— <i>continued.</i>												
	Brought forward.....	£	6,056	16 2							6,056	16 2	
	B3. Transport Expenditure—												
	Travelling and Removal Expenses		1,451	1 4							1,451	1 4	
	Maintenance of Motor Vehicles, Launches and Stationary Engines (Fuel only).....		1,461	16 3							1,461	16 3	
	Fares of Aborigines and Expenses of Escorts		1,086	11 6							1,086	11 6	
	Insurance Premiums on Motor Vehicles, Launches, etc.		199	8 2							199	8 2	
	B4. General Expenditure—												
	Postal and Telegraphic Services		538	19 2							538	19 2	
	Board for Staff and Rations for Aborigines.....		10,492	12 10							10,492	12 10	
	Treatment Room Expenses, Drugs, etc., and Dental Services to Aborigines on Stations and Reserves		577	12 11							577	12 11	
	Other Maintenance Charges not elsewhere included		3,296	0 0							3,296	0 0	
	Purchase of Live Stock		22	10 0							22	10 0	
	Plant and Equipment		901	12 6							901	12 6	
	Repairs and Replacements to Plant and Equipment (including Motor Vehicles).....		1,763	9 10							1,763	9 10	
	Freight and Cartage		793	17 2							793	17 2	
	Minor Expenses not elsewhere included		6	18 9							6	18 9	
	B5. Burial Expenses of Aborigines		136	19 0							136	19 0	
			28,786	5 7							28,786	5 7	
	OTHER SERVICES—												
	C2. Boarding-out of Aboriginal Children		292	13 10							292	13 10	
	... Purchase of Motor Vehicles					786	0 0				786	0 0	
	... Purchase of Washing Machines for Aboriginal Boys' Home, Kinchela					337	10 0				337	10 0	
			292	13 10		1,123	10 0				1,416	3 10	
	Total, Aborigines Welfare Board	£	45,044	6 4		1,123	10 0				46,167	16 4	
22	SECTION—THEATRES AND FILMS COMMISSION.												
	SALARIES AND PAYMENTS IN THE NATURE OF SALARY—												
	A1. Salaries		580	0 0							580	0 0	
	A3. Allowances		50	0 0							50	0 0	
			630	0 0							630	0 0	
	MAINTENANCE AND WORKING EXPENSES (OTHER THAN SALARIES)—												
23	B1. Subsidiary Staff Charges—												
	Workers' Compensation Insurance Premiums		0	0 11							0	0 11	
	Total, Theatres and Films Commission	£	630	0 11							630	0 11	
	SECTION—WEIGHTS AND MEASURES.												
	SALARIES AND PAYMENTS IN THE NATURE OF SALARY—												
	A1. Salaries		6,478	16 1		50	10 7				6,529	6 8	
	A3. Allowances		355	11 2							355	11 2	
			6,834	7 3		50	10 7				6,884	17 10	
	MAINTENANCE AND WORKING EXPENSES (OTHER THAN SALARIES)—												
	B1. Subsidiary Staff Charges—												
	Workers' Compensation Insurance Premiums		44	12 4							44	12 4	
	B3. Transport Expenditure—												
	Travelling and Removal Expenses		829	0 11							829	0 11	
	Maintenance of Motor Vehicles		980	3 5							980	3 5	
	Insurance Premiums on Motor Vehicles.....		66	6 5							66	6 5	
	B4. General Expenditure—												
	Postal and Telegraphic Services		42	19 11							42	19 11	
	Books, Periodicals and Papers		2	17 6							2	17 6	
	Freight and Cartage		18	14 11							18	14 11	
	Laundry Expenses		14	0 5							14	0 5	
	Minor Expenses not elsewhere included		27	5 9							27	5 9	
			2,026	1 7							2,026	1 7	
	OTHER SERVICES—												
	C1. Purchase of Motor Vehicles		229	12 0							229	12 0	
	C2. Purchase of Test Weights		39	1 9							39	1 9	
			268	13 9							268	13 9	
	Total, Weights and Measures	£	9,129	2 7		50	10 7				9,179	13 2	

DETAIL STATEMENT OF PAYMENTS, CONSOLIDATED REVENUE FUND—*continued.*

No. of Appropriation.	HEAD OF SERVICE.	PAYMENTS UNDER PARLIAMENTARY AUTHORITY.	PAYMENTS, TREASURER'S ADVANCE VOTE, TO BE APPROPRIATED.	PAYMENTS UNAUTHORISED IN SUSPENSE.	TOTAL.
		£ s. d.	£ s. d.	£ s. d.	£ s. d.
	COLONIAL SECRETARY— <i>continued.</i>				
24	SECTION—GOVERNMENT TOURIST BUREAU AND TOURIST RESORTS.				
	SALARIES AND PAYMENTS IN THE NATURE OF SALARY—				
	A1. Salaries.....	9,480 0 0	9,480 0 0
	A2. Temporary Assistance	16,605 8 3	16,605 8 3
	A3. Allowances	195 7 10	195 7 10
	A4. Officers on Retirement Leave	305 17 6	305 17 6
	A5. Overtime	224 18 0	224 18 0
	A6. Monetary Value of Leave payable to Dependent Relatives of Deceased Public Servants	494 12 6	494 12 6
		27,306 4 1	27,306 4 1
	MAINTENANCE AND WORKING EXPENSES (OTHER THAN SALARIES)—				
	B1. Subsidiary Staff Charges—				
	Workers' Compensation Insurance Premiums.....	215 1 0	215 1 0
	Tea Money	7 7 10	7 7 10
	B2. Expenses in connection with Buildings—				
	Rent and Cleaning	2,366 0 0	2,366 0 0
	Repairs to and Maintenance of Buildings	651 12 5	651 12 5
	Insurance on Buildings	1,173 13 10	1,173 13 10
	B3. Transport Expenditure—				
	Travelling and Removal Expenses	613 2 6	613 2 6
	Maintenance of Motor Vehicles	351 4 2	351 4 2
	Hire of Motor Vehicles (other than for Tours)	355 6 11	355 6 11
	B4. General Expenditure—				
	Postal and Telegraphic Services	468 4 5	468 4 5
	Books, Periodicals and Papers	0 18 0	0 18 0
	Freight and Cartage	1,438 1 6	1,438 1 6
	Maintenance of Office Machines	1 15 8	1 15 8
	Printing and Stationery	280 16 10	280 16 10
	Advertising and Publicity	302 8 2	302 8 2
	Furniture, Plant and Equipment, including Repairs and Renewals	1,802 16 4	1,802 16 4
	Gas and Electricity	149 3 11	149 3 11
	Fuel	2,669 19 5	2,669 19 5
	Stores and Provisions	15,418 7 8	15,418 7 8
	Insurance on Equipment, Stores, Vehicles, etc.	385 3 2	385 3 2
	Rail, Motor and Other Tour Expenses	15,904 8 2	15,904 8 2
	Licenses, Rates and Taxes	103 8 8	103 8 8
	Telephones	1,243 6 1	1,243 6 1
	Laundry	2 16 6	2 16 6
	Exchange on Remittances	74 1 0	74 1 0
	Purchase of Live Stock	199 10 0	199 10 0
	Minor Expenses not elsewhere included	195 16 6	195 16 6
		46,374 10 8	46,374 10 8
	Total, Government Tourist Bureau and Tourist Resorts	73,680 14 9	73,680 14 9
	Total, Colonial Secretary.....	310,629 11 11	1,223 12 1	311,853 4 0
	MINISTER FOR PUBLIC HEALTH.				
25	SECTION—CENTRAL ADMINISTRATION.				
	SALARIES AND PAYMENTS IN THE NATURE OF SALARY—				
	A1. Salaries	38,038 1 4	611 16 6	38,649 17 10
	A3. Allowances	1,030 5 6	1,030 5 6
	A4. Officers on Retirement Leave.....	403 5 9	403 5 9
	A5. Overtime	430 2 7	430 2 7
	Carried forward	39,901 15 2	611 16 6	40,513 11 8

DETAIL STATEMENT OF PAYMENTS, CONSOLIDATED REVENUE FUND—*continued.*

No. of Ap- propriation.	HEAD OF SERVICE.	PAYMENTS UNDER PARLIAMENTARY AUTHORITY.	PAYMENTS, TREASURER'S ADVANCE VOTE, TO BE APPROPRIATED.	PAYMENTS UNAUTHORISED IN SUSPENSE.	TOTAL.
		£ s. d.	£ s. d.	£ s. d.	£ s. d.
	MINISTER FOR PUBLIC HEALTH— <i>continued.</i>				
25	SECTION—CENTRAL ADMINISTRATION— <i>continued.</i>				
	Brought forward.....£	39,901 15 2	611 16 6	40,513 11 8
	MAINTENANCE AND WORKING EXPENSES (OTHER THAN SALARIES)—				
	B1. Subsidiary Staff Charges—				
	Workers' Compensation Insurance Premiums ...	33 19 8	33 19 8
	Tea Money	155 4 6	155 4 6
	B2. Expenses in connection with Buildings—				
	Rent	4,200 0 0	4,200 0 0
	B3. Transport Expenditure—				
	Travelling and Removal Expenses	428 10 1	428 10 1
	Maintenance of Motor Vehicles	164 12 7	164 12 7
	B4. General Expenses—				
	Postal and Telegraphic Services	1,057 3 2	1,057 3 2
	Books, Periodicals and Papers	389 11 3	389 11 3
	Maintenance of Accounting Machines	30 1 6	30 1 6
	Maintenance of Dictograph Service	0 13 0	0 13 0
	Insurance	48 7 7	48 7 7
	Minor Expenses not elsewhere included	12 14 0	12 14 0
		6,520 17 4	6,520 17 4
	OTHER SERVICES—				
	C1. Contributions to the Hospital Fund under Act No. 8, 1929, for the granting of subsidies or other as- sistance to Hospitals and for the purpose of Admin- istration of the Act	1,700,000 0 0	2,000 0 0	220,452 0 0	1,922,452 0 0
	C2. Expenses in connection with Public Health Pro- paganda including the purchase and exhibition of cinematograph films of an educational value.....	6,000 0 0	731 5 2	6,731 5 2
	C3. Structural Protection and Air Raid Precaution work at Hospitals generally and modification thereof where approved. Alterations and Additions to existing Hospitals, and provision of Emergency Premises and Equipment to provide for Hospitaliza- tion of Civilian War Casualties; including Trans- port Charges and Compensation	721 8 8	721 8 8
		1,706,721 8 8	2,731 5 2	220,452 0 0	1,929,904 13 10
	Total, Central Administration	£ 1,753,144 1 2	3,343 1 8	220,452 0 0	1,976,939 2 10
26	SECTION—SCIENTIFIC ACTIVITIES.				
	SALARIES AND PAYMENTS IN THE NATURE OF SALARY—				
	A1. Salaries	23,807 3 4	71 9 6	23,878 12 10
	A3. Allowances	651 14 3	651 14 3
	A4. Officers on Retirement Leave	299 1 3	299 1 3
		24,757 18 10	71 9 6	24,829 8 4
	MAINTENANCE AND WORKING EXPENSES (OTHER THAN SALARIES)—				
	B1. Subsidiary Staff Charges—				
	Workers' Compensation Insurance Premiums	175 9 11	175 9 11
	Tea Money	14 2 6	14 2 6
	B2. Expenses in connection with Buildings—				
	Insurance.....	25 9 4	25 9 4
	B3. Transport Expenditure—				
	Travelling and Removal Expenses	315 5 8	315 5 8
	B4. General Expenditure—				
	Postal and Telegraphic Services	229 18 3	229 18 3
	Freight and Cartage	99 13 6	99 13 6
	Fuel	14 13 2	14 13 2
	Minor Purchases and Replacements and Main- tenance of Laboratories including purchases of Chemicals and other Requisites	1,448 12 9	1,448 12 9
	Minor Expenses not elsewhere included.....	0 12 3	0 12 3
		2,323 17 4	2,323 17 4
	OTHER SERVICE—				
	C1. Institute for Research re Incidence and Treatment of Industrial Diseases— X-Ray Examinations—Specialists' Fees, and Special Investigations	358 5 6	358 5 6
	Total, Scientific Activities	£ 27,440 1 8	71 9 6	27,511 11 2

DETAIL STATEMENT OF PAYMENTS, CONSOLIDATED REVENUE FUND—continued.

No. of Ap- propriation.	HEAD OF SERVICE.	PAYMENTS UNDER PARLIAMENTARY AUTHORITY.	PAYMENTS, TREASURER'S ADVANCE VOTE, TO BE APPROPRIATED.	PAYMENTS UNAUTHORISED IN SUSPENSE.	TOTAL.
		£ s. d.	£ s. d.	£ s. d.	£ s. d.
27	MINISTER FOR PUBLIC HEALTH—continued.				
	SECTION—INSPECTORIAL SERVICES.				
	SALARIES AND PAYMENTS IN THE NATURE OF SALARY—				
	A1. Salaries	14,568 0 9	349 8 9	14,917 9 6
	A2. Temporary Assistance	18 0 3	18 0 3
	A4. Officers on Retirement Leave	378 19 6	378 19 6
		14,965 0 6	349 8 9	15,314 9 3
	MAINTENANCE AND WORKING EXPENSES (OTHER THAN SALARIES)—				
	B1. Subsidiary Staff Charges—				
	Workers' Compensation Insurance Premiums	85 3 2	85 3 2
	Tea Money	2 17 6	2 17 6
	B3. Transport Expenditure—				
	Travelling and Removal Expenses	3,463 12 2	3,463 12 2
	B4. General Expenditure—				
	Postal and Telegraphic Services	15 1 9	15 1 9
	Freight and Cartage	31 18 11	31 18 11
	Minor Purchases of Equipment, Samples and Containers	807 7 6	807 7 6
	Minor Expenses not elsewhere included	0 14 7	0 14 7
		4,406 15 7	4,406 15 7
	OTHER SERVICE—				
	C1. Recoupment of Salaries, Travelling and Incidental Expenses to the Metropolitan Meat Industry Com- missioner in Respect of Services of Inspectors made available for Inspection of Premises Licensed under the Noxious Trades Act, 1902-44	1,903 0 11	1,903 0 11
	Total, Inspectorial Services	21,274 17 0	349 8 9	21,624 5 9
28	SECTION—MATERNAL AND BABY WELFARE.				
	SALARIES AND PAYMENTS IN THE NATURE OF SALARY—				
	A1. Salaries	63,135 8 1	63,135 8 1
	A3. Allowances	2,430 14 1	2,430 14 1
	A4. Officers on Retirement Leave	475 14 7	475 14 7
		66,041 16 9	66,041 16 9
	MAINTENANCE AND WORKING EXPENSES (OTHER THAN SALARIES)—				
	B1. Subsidiary Staff Charges—				
	Workers' Compensation Insurance Premiums	573 13 1	573 13 1
	Tea Money	6 10 6	6 10 6
	Nurses' Uniform Allowances	1,211 4 5	1,211 4 5
	B2. Expenses in connection with Buildings—				
	Insurance	6 14 10	6 14 10
	Rent of Premises occupied as Baby Health Centres (including payments to local committees, etc.)...	4,864 17 9	4,864 17 9
	Repairs and Alterations to Buildings	15 7 10	15 7 10
	B3. Transport Expenditure—				
	Travelling and Removal Expenses	5,836 19 0	5,836 19 0
	B4. General Expenditure—				
	Postal and Telegraphic Services	203 9 2	203 9 2
	Laundry Expenses	10 5 10	10 5 10
	Freight and Cartage	32 14 9	32 14 9
	Fuel	77 4 10	77 4 10
	Medicines and Minor Equipment	337 5 6	337 5 6
	Minor Expenses not elsewhere included	135 3 4	135 3 4
		13,311 10 10	13,311 10 10
	Carried forward	79,353 7 7	79,353 7 7

DETAIL STATEMENT OF PAYMENTS, CONSOLIDATED REVENUE FUND—*continued.*

No. of Ap- propriation	HEAD OF SERVICE.	PAYMENTS UNDER PARLIAMENTARY AUTHORITY.			PAYMENTS, TREASURER'S ADVANCE VOTE, TO BE APPROPRIATED.			PAYMENTS UNAUTHORISED IN SUSPENSE.			TOTAL.		
		£	s.	d.	£	s.	d.	£	s.	d.	£	s.	d.
	MINISTER FOR PUBLIC HEALTH— <i>continued.</i>												
28	SECTION—MATERNAL AND BABY WELFARE— <i>continued.</i>												
	Brought forward	£	79,353	7 7			79,353	7 7	
	OTHER SERVICES—												
	C1. Expenses of Campaign for Reduction of Maternal Mortality		126	11 4			126	11 4	
	C2. Purchase of equipment for Blood Transfusion Units at selected Hospitals		49	16 2			49	16 2	
	C3. Grants towards the cost of establishing, maintaining and equipping Baby Health Centres		277	16 1			277	16 1	
	C4. Grants towards Capital costs of buildings and equipment (Baby Health Centres)		500	0 0			500	0 0	
	C6. Royal Society for Welfare of Mothers and Babies Grant		5,800	0 0			5,800	0 0	
			6,754	3 7			6,754	3 7	
	Total, Maternal and Baby Welfare.....£		86,107	11 2			86,107	11 2	
29	SECTION—STATE HOSPITALS AND HOMES.												
	SALARIES AND PAYMENTS IN THE NATURE OF SALARY—												
	A1. Salaries		152,602	2 10	10,224	1 7				162,826	4 5	
	A2. Temporary Assistance		1,133	19 5			1,133	19 5	
	A3. Allowances		216	6 10			216	6 10	
	A4. Officers on Retirement Leave		1,310	13 3			1,310	13 3	
	A5. Overtime		5,391	16 5			5,391	16 5	
	A6. Monetary Value of Leave payable to Dependent Relatives of Deceased Public Servants.....		247	15 9			247	15 9	
			160,902	14 6	10,224	1 7				171,126	16 1	
	MAINTENANCE AND WORKING EXPENSES (OTHER THAN SALARIES)—												
	B1. Subsidiary Staff Charges—												
	Workers' Compensation Insurance Premiums.....		1,827	10 5			1,827	10 5	
	Gratuities to Inmates for work performed		12,896	14 5			12,896	14 5	
	Uniform Allowances		204	15 0			204	15 0	
	Tea Money		30	13 0			30	13 0	
	B2. Expenses in Connection with Buildings—												
	Insurances		258	16 2			258	16 2	
	Rent		260	0 0			260	0 0	
	Materials for Minor Repairs and Additions		1,067	5 5			1,067	5 5	
	B3. Transport Expenditure—												
	Travelling and Removal Expenses, etc.		1,683	1 7			1,683	1 7	
	Maintenance of Motor Vehicles		796	17 11			796	17 11	
	Bus Subsidy		740	0 0			740	0 0	
	B4. General Expenditure—												
	Postal and Telegraphic Services		212	16 9			212	16 9	
	Books, Periodicals and Papers		81	14 3			81	14 3	
	Freight and Cartage		1,523	7 2			1,523	7 2	
	Fuel (Wood, Coal, Coke, etc.)		7,461	15 6			7,461	15 6	
	Provisions and Comforts		88,885	14 7			88,885	14 7	
	Drugs, Stimulants, Dressings, Surgical and Medical Appliances		9,383	6 2			9,383	6 2	
	Forage		5,952	13 11			5,952	13 11	
	Repairs and Minor Renewals to Plant and Domestic Equipment		1,161	16 2			1,161	16 2	
	Seeds, Plants, Fertilizers and other Farm Requisites		164	1 3			164	1 3	
	Amusements and Recreation of Patients.....		296	4 0			296	4 0	
	Laundry Expenses		1,027	18 7			1,027	18 7	
	Insurances		35	16 11			35	16 11	
	Disposal of Refuse Food		113	10 0			113	10 0	
	Minor Expenses not elsewhere included		19	18 10			19	18 10	
			136,086	8 0			136,086	8 0	
	Carried forward	£	296,989	2 6	10,224	1 7				307,213	4 1	

DETAIL STATEMENT OF PAYMENTS, CONSOLIDATED REVENUE FUND—*continued.*

No. of Appropriation.	HEAD OF SERVICE.	PAYMENTS UNDER PARLIAMENTARY AUTHORITY.			PAYMENTS, TREASURER'S ADVANCE VOTE, TO BE APPROPRIATED.			PAYMENTS UNAUTHORISED IN SUSPENSE.			TOTAL.		
		£	s.	d.	£	s.	d.	£	s.	d.	£	s.	d.
29	MINISTER FOR PUBLIC HEALTH— <i>continued.</i>												
	SECTION—STATE HOSPITALS AND HOMES— <i>continued.</i>												
	Brought forward	£	296,989	2 6	10,224	1 7					307,213	4 1	
	OTHER SERVICES—												
	C1. Dental Services (Inmates).....		571	11 6							571	11 6	
	C2. Burial of Indigent Patients and Inmates		91	5 1							91	5 1	
	C3. Purchase of Live Stock		97	12 0							97	12 0	
	C4. Lazaret, Little Bay—To meet Cost of Upkeep and Maintenance, etc.		6,250	0 0	621	10 10					6,871	10 10	
	C5. Purchase of additional Equipment for Operating Theatre, Randwick Auxiliary Hospital		199	16 1							199	16 1	
	C7. Liverpool and Newington State Hospitals—Purchase of Motor Lawn Mowers		82	0 0							82	0 0	
	C8. Purchase of Agricultural Machinery for Farm Activities		858	10 0							858	10 0	
	C9. Waterfall Sanatorium—Purchase of New Motor Lorry		540	15 3							540	15 3	
			8,691	9 11	621	10 10					9,313	0 9	
	Total, State Hospitals and Homes	£	305,680	12 5	10,845	12 5					316,526	4 10	
30	SECTION—OTHER HEALTH SERVICES.												
	SALARIES AND PAYMENTS IN THE NATURE OF SALARY—												
	A1. Salaries		14,446	9 11	396	9 9					14,842	19 8	
	A2. Temporary Assistance		9	16 6							9	16 6	
	A4. Officers on Retirement Leave				276	1 5					276	1 5	
	A5. Overtime		27	16 1							27	16 1	
			14,484	2 6	672	11 2					15,156	13 8	
	MAINTENANCE AND WORKING EXPENSES (OTHER THAN SALARIES)—												
	B1. Subsidiary Staff Charges—												
	Workers' Compensation Insurance Premiums		97	6 5							97	6 5	
	Tea Money		63	15 0							63	15 0	
	Uniform Allowance		54	0 0							54	0 0	
	B3. Transport Expenditure—												
	Travelling and Removal Expenses		973	13 4							973	13 4	
	B4. General Expenditure—												
	Postal and Telegraphic Services		93	5 5							93	5 5	
	Minor Expenses not elsewhere included		12	9 2							12	9 2	
			1,294	9 4							1,294	9 4	
	OTHER SERVICES—												
	C1. Fees for Medical, Surgical and Obstetric Services performed at the request of the Government, and payments in respect of notifiable diseases		6,400	0 0	689	9 11					7,089	9 11	
	AMBULANCE SERVICES.												
	C2. To provide allowances to certain Ambulance Districts for services rendered in conveyance of indigent persons		5,000	0 0							5,000	0 0	
	C3. Ambulance Transport Service Act No. 5, 1919—Grant towards cost of Ambulance Services		40,500	0 0							40,500	0 0	
	C4. St. John Ambulance Brigade—Grant		500	0 0							500	0 0	
	TUBERCULOSIS DIVISION.												
	C5. Grants towards establishment and maintenance of Dispensaries.....		4,468	19 5							4,468	19 5	
	C6. Allowance for provision of beds at R. T. Hall Sanatorium and Sanatoria controlled by the Red Cross Society		6,000	0 0							6,000	0 0	
	SOCIAL HYGIENE SECTION.												
	C7. Grants towards Maintenance of Clinics		4,250	0 0							4,250	0 0	
	C8. Supply of Drugs and Minor Equipment to Hospitals and Clinics		2,583	18 2							2,583	18 2	
	C9. Fees to Medical Practitioners for notification of Venereal Diseases and other expenses.....		94	10 6							94	10 6	
	C10. Campaign against Venereal Diseases		10,000	0 0	50	5 3					10,050	5 3	
	Carried forward	£	79,797	8 1	739	15 2					80,537	3 3	
	Carried forward	£	15,778	11 10	672	11 2					16,451	3 0	

DETAIL STATEMENT OF PAYMENTS, CONSOLIDATED REVENUE FUND—*continued.*

No. of Appropriation.	HEAD OF SERVICE.	PAYMENTS UNDER PARLIAMENTARY AUTHORITY.			PAYMENTS, TREASURER'S ADVANCE VOTE, TO BE APPROPRIATED.			PAYMENTS UNAUTHORISED IN SUSPENSE.			TOTAL.		
		£	s.	d.	£	s.	d.	£	s.	d.	£	s.	d.
30	MINISTER FOR PUBLIC HEALTH— <i>continued.</i>												
	SECTION—OTHER HEALTH SERVICES— <i>continued.</i>												
	Brought forward	£	15,778	11 10		672	11 2					16,451	3 0
	OTHER SERVICES— <i>continued.</i>												
	Brought forward.....	£	79,797	8 1		739	15 2					80,537	3 3
	MISCELLANEOUS SECTION.												
	C11. Diphtheria Campaign—Expenses		1,909	10 8								1,909	10 8
	C12. Infantile Paralysis Consultative Council—Expenses in connection with After-care Treatment of Patients		93	4 6								93	4 6
	C14. New South Wales Bush Nursing Association—Grant towards Maintenance Expenses.....		2,000	0 0								2,000	0 0
	C15. Subsidies to Medical Practitioners in Bush Settlements		12,350	19 10								12,350	19 10
	C16. Additional Sum for Religious Attendances on Inmates of Asylums and other Government Institutions		3,000	0 0								3,000	0 0
	C17. Hospital Saturday Fund—Cost of Printing		11	13 11								11	13 11
	C18. Returned Sailors and Soldiers and Airmen's Imperial League—Women and Children's Clinic—Grant		150	0 0								150	0 0
	C19. Health Week Executive—Grant		256	0 0								256	0 0
	C21. Hospital Assistance to Residents at Boggabilla and Mungindi		1,050	0 0		150	0 0					1,200	0 0
	C22. Father and Son Welfare Movement—Grant		500	0 0								500	0 0
	C23. Dengue Campaign—Expenses		14	14 8								14	14 8
	C24. Contribution towards expenditure of Bureau of Medical Inspection—Broken Hill		550	0 0								550	0 0
	C25. Metropolitan Meat Industry Commissioner—Proportion of cost of providing facilities for slaughter and treatment of reactor cattle		796	0 0								796	0 0
	... Sydney University—Grant for Post-Graduate Teaching in Medicine					5,000	0 0					5,000	0 0
	... Drought Relief—Producers of Whole Milk within the Sydney and Newcastle Milk Zone								72,000	0 0		72,000	0 0
			102,479	11 8		5,889	15 2		72,000	0 0		180,369	6 10
	Total, Other Health Services	£	118,258	3 6		6,562	6 4		72,000	0 0		196,820	9 10
31	SECTION—MENTAL HOSPITALS.												
	SALARIES AND PAYMENTS IN THE NATURE OF SALARY—												
	A1. Salaries		541,983	17 9		704	4 11					542,688	2 8
	A2. Temporary Assistance		779	3 4								779	3 4
	A3. Allowances		766	11 1								766	11 1
	A4. Officers on Retirement Leave		1,958	17 10								1,958	17 10
	A5. Overtime		8,539	18 7								8,539	18 7
	A6. Monetary Value of Leave payable to Dependent Relatives of Deceased Public Servants		694	19 5								694	19 5
			554,723	8 0		704	4 11					555,427	12 11
	MAINTENANCE AND WORKING EXPENSES (OTHER THAN SALARIES)—												
	B1. Subsidiary Staff Charges—												
	Workers' Compensation Insurance Premiums		3,752	0 5								3,752	0 5
	Gratuities to Patients for work performed		3,459	9 8								3,459	9 8
	Fees for Instruction of Nursing Staff in Invalid Cooking		50	10 6								50	10 6
	B2. Expenses in connection with Buildings—												
	Insurance		340	16 7								340	16 7
	Materials for Repairs and Maintenance.....		5,450	15 6								5,450	15 6
	B3. Transport Expenditure—												
	Travelling and Removal Expenses, including Transfer of Patients		1,768	10 9								1,768	10 9
	Maintenance of Motor Vehicles		2,822	16 6								2,822	16 6
	Bus Subsidy		294	7 1								294	7 1
	Maintenance of Launches		335	17 7								335	17 7
	Carried forward	£	18,275	4 7								18,275	4 7
	Carried forward	£	554,723	8 0		704	4 11					555,427	12 11

DETAIL STATEMENT OF PAYMENTS, CONSOLIDATED REVENUE FUND—*continued.*

No. of Appropriation.	HEAD OF SERVICE.	PAYMENTS UNDER PARLIAMENTARY AUTHORITY.	PAYMENTS TREASURER'S ADVANCE VOTE, TO BE APPROPRIATED.	PAYMENTS UNAUTHORISED IN SUSPENSE.	TOTAL.
		£ s. d.	£ s. d.	£ s. d.	£ s. d.
31	MINISTER FOR PUBLIC HEALTH— <i>continued.</i>				
	SECTION—MENTAL HOSPITALS— <i>continued.</i>				
	Brought forward	£ 554,723 8 0	704 4 11	555,427 12 11
	MAINTENANCE AND WORKING EXPENSES (OTHER THAN SALARIES)— <i>continued.</i>				
	Brought forward	18,275 4 7	18,275 4 7
	B4. General Expenditure—				
	Postal and Telegraphic Services	1,204 10 1	1,204 10 1
	Books, Periodicals and Papers	504 9 11	504 9 11
	Freight and Cartage	4,440 17 9	4,440 17 9
	Fuel and Light, other than Gas and Electricity... ..	12,235 16 3	12,235 16 3
	Provisions and Comforts for Patients and Staff ...	218,188 9 7	218,188 9 7
	Drugs and Minor Surgical Appliances	5,718 15 4	5,718 15 4
	Forage for Stock	12,133 2 2	12,133 2 2
	Repairs and Minor Renewals to Plant and Domestic Equipment	3,408 1 6	3,408 1 6
	Seeds, Plants, Fertilizers and other farm requisites	871 14 7	871 14 7
	Amusement and Recreation of Patients	731 7 2	731 7 2
	Insurance	278 10 6	278 10 6
	Rental of Grazing Lands (Peat and Milson Islands)	26 0 0	26 0 0
	Minor Expenses not elsewhere included	81 11 1	81 11 1
		278,098 10 6	278,098 10 6
	OTHER SERVICES—				
	C1. Dental and Special Medical Services (Inmates)	999 19 0	999 19 0
	C2. Burial of Indigent Patients	331 19 7	331 19 7
	C3. Purchase of Livestock	650 0 0	136 5 0	786 5 0
	C4. Maintenance of Patients in other Hospitals and under care of friends, including payments for patients cared for by the Government of South Australia.....	377 6 0	377 6 0
	C5. Payment to Sydney University for Neuro-pathology for Mental Hospitals	850 0 0	850 0 0
	C7. Purchase of Motor Lorry for Stockton Mental Hospital	557 11 0	557 11 0
	... Purchase of Motor Vehicles	895 11 3	895 11 3
		3,766 15 7	1,031 16 3	4,798 11 10
	Total, Mental Hospitals	£ 836,588 14 1	1,736 1 2	838,324 15 3
32	SECTION—MISCELLANEOUS BOARDS.				
	SALARIES AND PAYMENTS IN THE NATURE OF SALARY—				
	A1. Salaries	3,033 6 10	56 19 10	3,090 6 8
	A2. Temporary Assistance	27 0 0	27 0 0
	A4. Officers on Retirement Leave	27 15 10	27 15 10
		3,060 6 10	84 15 8	3,145 2 6
	MAINTENANCE AND WORKING EXPENSES (OTHER THAN SALARIES)—				
	B1. Subsidiary Staff Charges—				
	Workers' Compensation Insurance Premiums	0 10 0	0 10 0
	Tea Money	8 7 6	8 7 6
	B3. Transport Expenditure—				
	Travelling Expenses	117 16 0	117 16 0
	B4. General Expenditure—				
	Postal and Telegraphic Services	93 19 5	93 19 5
	Books, Periodicals and Papers	14 8 11	14 8 11
	Fees for Members of Boards	86 2 0	86 2 0
	Materials and Equipment (Technical College Training Course) Optometrical Board	254 19 5	254 19 5
	Examination Fees and Examination Expenses ...	256 14 0	256 14 0
	Equipment for Pharmacy Board Examinations ...	238 7 0	238 7 0
	Insurance.....	10 0 0	10 0 0
	Minor Expenses not elsewhere included	19 3 1	19 3 1
		1,100 7 4	1,100 7 4
	Total, Miscellaneous Boards	£ 4,160 14 2	84 15 8	4,245 9 10

DETAIL STATEMENT OF PAYMENTS, CONSOLIDATED REVENUE FUND—*continued*.

No. of Appropriation	HEAD OF SERVICE.	PAYMENTS UNDER PARLIAMENTARY AUTHORITY.			PAYMENTS, TREASURER'S ADVANCE VOTE, TO BE APPROPRIATED.			PAYMENTS UNAUTHORISED IN SUSPENSE.			TOTAL.		
		£	s.	d.	£	s.	d.	£	s.	d.	£	s.	d.
33	MINISTER FOR PUBLIC HEALTH— <i>continued</i> .												
	SECTION—MASTER IN LUNACY'S OFFICE.												
	SALARIES AND PAYMENTS IN THE NATURE OF SALARY—												
	A1. Salaries	11,597	4	7	924	5	4			12,521	9	11
	A3. Allowances	208	15	1			208	15	1
	A5. Overtime	857	4	4			857	4	4
		12,663	4	0	924	5	4			13,587	9	4
	MAINTENANCE AND WORKING EXPENSES (OTHER THAN SALARIES)—												
	B1. Subsidiary Staff Charges—												
	Workers' Compensation Insurance Premiums	6	18	3			6	18	3
	Tea Money	129	12	6			129	12	6
	B4. General Expenditure—												
	Postal and Telegraphic Services	550	0	0			550	0	0
	Law Books, Periodicals and Papers	16	1	8			16	1	8
	Maintenance and Hire of Accounting Machines ..	26	17	6			26	17	6
	Minor Expenses not elsewhere included	11	19	7			11	19	7
		741	9	6			741	9	6
	OTHER SERVICES—												
	C1. Urgent claims <i>re</i> Patients (Refundable from Estates, if and when funds available)	5	0	6			5	0	6
	... Legal costs <i>re</i> an Insane Patient.....			27	12	9			27	12	9
		5	0	6	27	12	9			32	13	3
	Total, Master in Lunacy's Office	£ 13,409	14	0	951	18	1			14,361	12	1
	Total, Minister for Public Health	£ 3,166,064	9	2	23,944	13	7	292,452	0	0	3,482,461	2	9
34	TREASURER.												
	SECTION—HEAD OFFICE.												
	SALARIES AND PAYMENTS IN THE NATURE OF SALARY—												
	A1. Salaries	24,246	12	2	1,050	1	7			25,296	13	9
	A2. Temporary Assistance	84	10	4			84	10	4
	A3. Allowances	1,356	16	5			1,356	16	5
	A4. Officers on Retirement Leave	670	17	11			670	17	11
	A5. Overtime	680	0	0			680	0	0
		27,038	16	10	1,050	1	7			28,088	18	5
	MAINTENANCE AND WORKING EXPENSES (OTHER THAN SALARIES)—												
	B1. Subsidiary Staff Charges—												
	Workers' Compensation Insurance Premiums	15	10	5			15	10	5
	Tea Money	117	2	6			117	2	6
	B2. Expenses in connection with Buildings—												
	Fire Insurance Premiums.....	40	19	5			40	19	5
	B3. Transport Expenditure—												
	Travelling and Removal Expenses	486	6	1			486	6	1
	Aviation Personal Accident Insurance			6	1	0			6	1	0
	B4. General Expenditure—												
	Postal and Telegraphic Services	992	8	7			992	8	7
	Books, Periodicals and Papers	97	2	1			97	2	1
	Maintenance of Office Machines	76	18	9			76	18	9
	Fuel (Coal, Coke and Firewood)	8	16	4			8	16	4
	Expenses in connection with the removal of obsolete vouchers, etc., for destruction	41	18	0			41	18	0
	Laundry Expenses	7	6	2			7	6	2
	High Pressure Water.....	16	0	0			16	0	0
	Minor Expenses not elsewhere included	1	17	0			1	17	0
		1,902	5	4	6	1	0			1,908	6	4
	OTHER SERVICES—												
	C1. Insurance, Shipping and Delivery Charges, on Shipments from Abroad	900	3	6			900	3	6
	C2. Exchange on Remittances within and beyond the State	796,647	0	0	1,509	2	3			* 798,156	2	3
	C3. Interest on Moneys in the Temporary Possession of the Government	264,773	17	4			† 264,773	17	4
	C4. Sinking Fund Payments to the National Debt Commission (Commonwealth) under special arrangements	159,915	19	4			‡ 159,915	19	4
	C5. Commonwealth Government—Expenses of Management of Loans raised for State of New South Wales ..	16,409	19	3			16,409	19	3
	C6. Advertising Expenses in connection with Sinking Fund Notices <i>re</i> Loans raised in America	41	5	11			41	5	11
	C7. Gratuities to Officers on Retirement	34	8	2			34	8	2
	Carried forward	£ 1,238,722	13	6	1,509	2	3			1,240,231	15	9
	Carried forward	£ 28,941	2	2	1,056	2	7			29,997	4	9

* See page 84.

† See page 83.

‡ See page 178.

DETAIL STATEMENT OF PAYMENTS, CONSOLIDATED REVENUE FUND—*continued*

No. of Ap- propriation	HEAD OF SERVICE.	PAYMENTS UNDER PARLIAMENTARY AUTHORITY.	PAYMENTS, TREASURER'S ADVANCE VOTE, TO BE APPROPRIATED.	PAYMENTS UNAUTHORISED IN SUSPENSE.	TOTAL.
		£ s. d.	£ s. d.	£ s. d.	£ s. d.
34	TREASURER— <i>continued</i> .				
	SECTION—HEAD OFFICE— <i>continued</i> .				
	Brought forward	£ 28,941 2 2	1,056 2 7	29,997 4 9
	OTHER SERVICES— <i>continued</i> .				
	Brought forward	£ 1,238,722 13 6	1,509 2 3	1,240,231 15 9
	C8. Gratuities and Provisional Allowances to Members and Relatives of Members of Imperial and State Contingents to South Africa	883 1 8	883 1 8
	C9. To meet additional payment to State Superannuation Fund under Section 2B of the Superannuation (Amendment) Act, 1930	80,000 0 0	80,000 0 0
	C10. Superannuation Contributions payable to the Commonwealth Superannuation Fund under clause 4 (c) of the Schedule to the Income Tax (Commonwealth) Collections Act, 1923	855 10 4	855 10 4
	C11. To meet cost of contributions to State Superannuation Fund in respect of Officers called up for Military Service	1,608 19 7	*1,608 19 7
	C12. To meet difference between Civil and Military Pay of Officers and Employees on unrestricted service with the Defence Forces.....	153,168 19 11	†153,168 19 11
	C13. To meet difference between Civil and Military Pay of Officers called up for Military Service.....	1,580 7 5	‡1,580 7 5
	C14. To meet special payment to Officers and Employees for working on Public Holidays where provision for such payment has not elsewhere been made.....	400 0 0	133 0 10	533 0 10
	C15. To meet payments in respect of Annual, Sick and Long Service Leave granted to Ministerial Employees (Amount carried to the Special Deposits Account)	5,000 0 0	2,000 0 0	7,000 0 0
	C16. Federal Pay Roll Tax	393,686 15 1	393,686 15 1
	C17. Government Insurance Office of New South Wales—Cost of carrying on agency for War Damage Commission	2 0 4	2 0 4
	C18. Remission, as an act of grace, of Stamp Duty on Contracts in respect of War Service Homes	554 9 0	554 9 0
	C19. Remission, as an act of grace, of Death Duty payable in respect of Estates of persons who have died as a result of enemy action whilst engaged as members of the Merchant Navy.....	1,379 0 2	1,379 0 2
	C20. Remission, as an act of grace, of Stamp Duty on Powers of Attorney, etc., given by Members of the Forces	1,473 5 0	1,473 5 0
	C21. Remission, as an act of grace, of Stamp Duty on Deeds of Release—Government Rural Rehabilitation Scheme	5 0 0	5 0 0
	C22. Remission, as an act of grace, of Stamp Duty payable on Tenancy Agreements, etc., in respect of premises let at nominal rental for purposes connected with National Defence	0 2 6	0 2 6
	C23. Remission of fees chargeable by the Public Trustee in respect of the administration of Soldiers' estates	1,710 1 6	1,710 1 6
	C24. Unforeseen Expenses—				
	Ministerial Visits and Functions	718 18 2	130 8 9	} 1,030 8 9
	Public Works Department—Compensation for accident to dentures of Carpenter	10 0 0	
	Justice Department—Compensation for damage to property of certain tenants, 17 Macquarie-place... ..	7 19 0	
	Justice Department— <i>Ex gratia</i> payment for injury sustained whilst tree felling	50 0 0	
	Agriculture Department—Compensation for damage to dentures of Instructor	6 6 0	
	Education Department—				
	Cost of replacing personal equipment and teaching aids burnt as the result of an act of vandalism	26 4 6	
	Fire damage to property of Carpenter.....	25 7 0	
	<i>Ex gratia</i> payment for medical expenses—Pupil Lane Cove Girls' Public School	6 6 0	
	<i>Ex gratia</i> payment for medical expenses—Pupil, Thornton Public School	10 7 6	
	Miscellaneous amounts of £5 and under	38 11 10	
	C25. Refunds of Bookmakers' Fees	19 0 0	19 0 0
	C26. Refunds of Totalizator Dividends and Investments on Non-Starters	1,200 0 0	306 17 0	1,506 17 0
	C27. To meet interest and other capital charges <i>re</i> loans raised to finance the construction of George's River Bridge	21,508 1 8	21,508 1 8
	C28. To meet Interest in Excess of 3½ per cent. per annum on loans raised by Shire, Municipal and County Councils and other Bodies	79,526 3 4	79,526 3 4
	C29. To meet subsidies payable to Shire and Municipal Councils and other persons and bodies in respect of establishment and extension of Electricity Works... ..	12,000 0 0	335 19 11	12,335 19 11
	Carried forward	£ 1,996,183 11 0	4,415 8 9	2,000,598 19 9
	Carried forward	£ 28,941 2 2	1,056 2 7	29,997 4 9

* See page 86.

† See pages 87 and 88.

‡ See page 89.

DETAIL STATEMENT OF PAYMENTS, CONSOLIDATED REVENUE FUND—*continued.*

No. of Appropriation.	HEAD OF SERVICE.	PAYMENTS UNDER PARLIAMENTARY AUTHORITY.			PAYMENTS, TREASURER'S ADVANCE VOTE, TO BE APPROPRIATED.			PAYMENTS UNAUTHORISED IN SUSPENSE.			TOTAL.		
		£	s.	d.	£	s.	d.	£	s.	d.	£	s.	d.
	TREASURER— <i>continued.</i>												
34	SECTION—HEAD OFFICE— <i>continued.</i>												
	Brought forward.....	£	28,941	2 2		1,056	2 7					29,997	4 9
	OTHER SERVICES— <i>continued.</i>												
	Brought forward.....	£	1,996,183	11 0		4,415	8 9					2,000,598	19 9
	C30. To meet subsidies payable to Shire, Municipal and County Councils in connection with Loans Raised to Finance Work other than Electricity		1,600	0 0		768	1 4					2,368	1 4
	C31. Rural Bank of New South Wales—Government Liability in respect of Interest—Closer Settlement Agency		1,673	19 10								1,673	19 10
	C33. Rural Bank of New South Wales—To meet payments in respect of Government Guarantees—Advances to Settlers		6,801	15 5								6,801	15 5
	C34. Returned Sailors, Soldiers and Airmen's Imperial League of Australia—Grant towards Maintenance of Employment Bureau.....		500	0 0								500	0 0
	C35. Far West Children's Health Scheme—Grant		1,000	0 0								1,000	0 0
	C36. Citizens of Sydney Organising Committee—Grant		150	0 0								150	0 0
	C37. "Learn to Swim Campaign"—Grant		1,000	0 0								1,000	0 0
	C38. Australian Women's Land Army (N.S.W.)—Grant towards cost of All-Lines Railway Pass		150	0 0								150	0 0
	C39. Commissioner for Railways and Commissioner for Road Transport and Tramways—Contributions in respect of Losses on existing or new Country Developmental Railways, Fare and Freight Concessions, etc.—												
	Commissioner for Railways—												
	Stud Stock		16,260	7 5								16,260	7 5
	Ten per cent. Reduction on Primary Products		49,934	11 11								49,934	11 11
	Fodder and Water for Starving Stock and for Domestic use		18,740	0 6								18,740	0 6
	Rice Milling Industry at Cootamundra, and Manufacture of By-products		2,841	0 8								2,841	0 8
	Rice Milling Industry at Griffith		3,766	11 6								3,766	11 6
	Rice Milling Industry at Murrumbidgee		880	4 2								880	4 2
	Iron Ore Industry at Broulee near Cowra		1,207	14 6								1,207	14 6
	Fellmongering Industry at Bathurst		60	1 7								60	1 7
	Manufacture of By-products from Flour		1,552	16 2								1,552	16 2
	Products manufactured in Provender Mill at Cootamundra		802	11 1								802	11 1
	Production of Pearl Barley at Cootamundra					11	0 11					11	0 11
	Transport of Comforts for Soldiers in Camps and Clothing, etc., for refugees and children overseas, and children of members of the A.I.F.		5,755	17 0								5,755	17 0
	Free Return Rail Passes issued once each month to Members of the Defence Forces ..		322,000	0 0								322,000	0 0
	Travelling Concessions to Blind Civilians		7,000	0 0								7,000	0 0
	Contribution towards haulage costs of Far West Children's Health Scheme Travelling Baby Clinic		150	0 0								150	0 0
	Far West Children's Health Scheme—Rail Pass issued to Superintendent		66	0 0								66	0 0
	Conveyance, without charge, of Members of Parliament, Distinguished Visitors, School Children and others		55,362	1 8								55,362	1 8
	Contribution towards Losses on existing or new Country Developmental Railways		800,000	0 0								800,000	0 0
	Commissioner for Road Transport and Tramways—												
	Conveyance, without charge, of Members of Parliament on Metropolitan Omnibus Services		300	0 0								300	0 0
	Travelling concessions to Blind Civilians		2,000	0 0								2,000	0 0
	Tram Fares for Army Veterans at Narrabeen visiting the city		28	12 0								28	12 0
	C40. To meet liability in respect of Government guarantee in connection with Loans made under Section 37 of Public Hospitals Act		135,000	0 0		5,120	3 11					140,120	3 11
	C41. To meet liability in respect of Government guarantee in connection with Hospital and Institution Overdrafts		1,520	14 1								1,520	14 1
	C42. National Security, War Damage to Property Regulations—Contribution by State of New South Wales in respect of fixed property, plant and stock		36	18 8								36	18 8
	C43. Commonwealth Government—Allowance for services in carrying out the administration of the State Seamen's Act of 1898		200	0 0								200	0 0
	Carried forward	£	3,434,525	9 2		10,314	14 11					3,444,840	4 1
	Carried forward	£	28,941	2 2		1,056	2 7					29,997	4 9

DETAIL STATEMENT OF PAYMENTS, CONSOLIDATED REVENUE FUND—*continued.*

No. of Ap- propriation.	HEAD OF SERVICE.	PAYMENTS UNDER PARLIAMENTARY AUTHORITY.			PAYMENTS, TREASURER'S ADVANCE VOTE, TO BE APPROPRIATED.			PAYMENTS UNAUTHORISED IN SUSPENSE.			TOTAL.		
		£	s.	d.	£	s.	d.	£	s.	d.	£	s.	d.
34	TREASURER— <i>continued.</i>												
	SECTION—HEAD OFFICE— <i>continued.</i>												
	Brought forward	£	28,941	2 2		1,056	2 7					29,997	4 9
	OTHER SERVICES— <i>continued.</i>												
	Brought forward	£	3,434,525	9 2		10,314	14 11					3,444,840	4 1
	C44. Motor Vehicles (Third Party) Insurance Act, 1942— “Blanket” Policies in favour of the Crown and Statutory and Other Bodies			12 17 6									12 17 6
	C45. Expenditure <i>re</i> Investigation and Research in connection with Producer Gas Units and Charcoal... ..		1,004	15 0								1,004	15 0
	C46. Salaries, travelling expenses, and maintenance and running costs of motor vehicles of Inspectors policing Charcoal (Producer Gas) Act, 1941, and Regulations thereunder		3,164	2 0								3,164	2 0
	C47. State Fodder Conservation Committee—Expenses of non-departmental Representatives		18	3 6								18	3 6
	C48. To meet half cost of Premium payable on Endowment Assurance Policy effected on life of the General Manager, Government Insurance Office of N.S.W....		75	0 7								75	0 7
	C49. Professor W. R. Browne—Expenses in connection with his work on the manuscript of the late Pro- fessor David's “The Geology of Australia”			2 17 9									2 17 9
	C50. To provide for Grants, Loans, Advances and for Public Works and Services generally		652,918	8 11								†652,918	8 11
	C51. To provide for construction and reconstruction of Government Offices (Amount carried to the Special Deposits Account)		100,000	0 0				200,000	0 0			300,000	0 0
	C52. To adjust in part Advances made to Commissioner for Railways <i>re</i> Interest on Capital		50,000	0 0				100,000	0 0			150,000	0 0
	C53. To adjust in part Advances made to the Family Endowment Fund during the years prior to the 1st July, 1932		50,000	0 0				100,000	0 0			150,000	0 0
	C54. To provide for the permanent redemption of certain Treasury Bills issued by the Commonwealth prior to 30th June, 1935, to finance deficits of the State of New South Wales		3,840,000	0 0								3,840,000	0 0
	C55. Drought Relief—To supplement £ for £ moneys made available by the Commonwealth for the purpose of making grants to farmers in New South Wales in respect of their cereal crops affected by drought...		400,000	0 0				75,000	0 0			475,000	0 0
	C56. Refunds of Bookmakers' Tax		14	0 0								14	0 0
	C57. To meet pilotage rates waived by the Maritime Services Board in respect of S.S. “Klang”		1,496	19 0								1,496	19 0
	C58. Grants to the Australian Comforts Fund and Aus- tralian Red Cross equivalent to difference between the actual tax collected in respect of certain race meetings and the average tax received in respect of similar meetings held in prior years		9,595	0 0								9,595	0 0
	C59. Remission as an act of grace of Stamp Duty payable in respect of transfer of property at Bexley to the Women's Australian National Services			30 5 0									30 5 0
	C60. To meet further increases in Basic Wage		11,798	5 8								*11,798	5 8
	... Rural Bank—Financial assistance to Primary Pro- ducers—Flood Relief							25,000	0 0			25,000	0 0
	... Flood Relief—Financial assistance to Primary Pro- ducers (Amount carried to Special Deposits Account)							5,000	0 0			5,000	0 0
	... Survey of proposed Railway and Tramway Lines, the construction of which has not been proceeded with ... To adjust Advance made in 1919 in connection with the establishment of the Mount Royal Copper Mines at Tottenham					9,703	19 3					9,703	19 3
	... His Excellency the Governor—Payment in advance of salary at the rate of £2,500 per annum, (half rate) for the period 1st July, 1945, to 8th January, 1946 date of expiry of term of office					2,750	0 0					2,750	0 0
	... Entertainments Tax—Refunds on unused tickets...					1,303	15 3					1,303	15 3
	... Entertainments Tax (Management) Act, 1929–31— Cost of printing tickets					4	4 3					4	4 3
	... Grant to the Broken Hill Water Board in connection with the provision of an emergency water supply ...					70	0 0					70	0 0
	... To meet harbour and light charges on certain American vessels exempt from payment					8,900	0 0					8,900	0 0
	... Remission as an act of grace of Death Duty in Estate of Purser of an Aircraft lost as result of enemy action ... Remission as an act of grace of Death Duty in Estates of War Correspondents					309	3 8					309	3 8
	... Bush Fire Relief—To provide financial assistance to sufferers and to defray certain expenses incurred by Public Bodies (Amount carried to Special Deposits Account)					36	6 9					36	6 9
	... To meet cost of providing a supply of drinking water for residents of Lightning Ridge					549	7 2					549	7 2
						2,500	0 0					2,500	0 0
						7	10 0					7	10 0
			8,554,656	4 1		35,549	1 3		505,000	0 0		9,095,205	5 4
	Total, Treasurer, Head Office	£	8,583,597	6 3		36,605	3 10		505,000	0 0		9,125,202	10 1

DETAIL STATEMENT OF PAYMENTS, CONSOLIDATED REVENUE FUND—*continued.*

No. of Appropriation	HEAD OF SERVICE.	PAYMENTS UNDER PARLIAMENTARY AUTHORITY.	PAYMENTS, TREASURER'S ADVANCE VOTE, TO BE APPROPRIATED.	PAYMENTS UNAUTHORISED IN SUSPENSE.	TOTAL.
		£ s. d.	£ s. d.	£ s. d.	£ s. d.
	TREASURER— <i>continued.</i>				
36	SECTION—MINISTERIAL MOTOR SERVICES.				
	SALARIES AND PAYMENTS IN THE NATURE OF SALARY—				
	A1. Salaries	8,204 12 0	51 12 5	8,256 4 5
	A2. Temporary Assistance	88 5 2	88 5 2
	A3. Allowances	24 7 1	24 7 1
		8,317 4 3	51 12 5	8,368 16 8
	MAINTENANCE AND WORKING EXPENSES (OTHER THAN SALARIES)—				
	B1. Subsidiary Staff Charges—				
	Workers' Compensation Insurance Premiums ...	100 16 5	100 16 5
	Tea Money	661 0 0	661 0 0
	B2. Expenses in connection with Buildings—				
	Fire Insurance Premiums	13 7 2	13 7 2
	B3. Transport Expenditure—				
	Travelling and Removal Expenses.....	401 7 2	401 7 2
	Car Hire	97 4 0	97 4 0
	Maintenance of Motor Vehicles—				
	Petrol, Oils and Charcoal.....	3,496 2 4	3,496 2 4
	Repairs and Renewals	2,258 8 5	2,258 8 5
	Tyres and Tubes	833 12 1	833 12 1
	Motor Accessories	26 19 11	26 19 11
	Garage Fees	250 13 6	250 13 6
	Motor Vehicle Insurance Premiums	268 0 3	268 0 3
	B4. General Expenditure—				
	Postal and Telegraphic Services	0 3 6	0 3 6
	Freight and Cartage	1 7 1	1 7 1
	Laundry Expenses	4 4 0	4 4 0
	Minor Expenses not elsewhere included	11 5 9	11 5 9
		8,424 11 7	8,424 11 7
	OTHER SERVICE—				
	C1. Purchase of Motor Cars	475 10 0	475 10 0
	Total, Ministerial Motor Services	17,217 5 10	51 12 5	17,268 18 3
37	SECTION—STATE LOTTERIES (ADMINISTRATION COSTS).*				
	SALARIES AND PAYMENTS IN THE NATURE OF SALARY—				
	A1. Salaries	44,405 1 9	44,405 1 9
	A5. Overtime	224 17 10	224 17 10
		44,629 19 7	44,629 19 7
	MAINTENANCE AND WORKING EXPENSES (OTHER THAN SALARIES)—				
	B1. Subsidiary Staff Charges—				
	Workers' Compensation Insurance Premiums	45 6 6	45 6 6
	Tea Money	155 0 0	155 0 0
	B2. Expenses in connection with Buildings—				
	Rent	3,000 0 0	3,000 0 0
	Alterations and maintenance of Building (including new floor covering)	472 0 6	472 0 6
	B3. Subsistence and Transport Expenditure—				
	Travelling Expenses	17 0 3	17 0 3
	B4. General Expenditure—				
	Postal and Telegraphic Services	2,204 0 1	2,204 0 1
	Advertising	4,581 8 8	4,581 8 8
	Gas and Electricity	282 6 1	282 6 1
	Printing	9,061 7 0	9,061 7 0
	Stores and Stationery	863 12 8	863 12 8
	Office Furniture and Fittings	140 7 1	140 7 1
	Telephones	216 13 8	216 13 8
	Maintenance of Typewriters, Accounting Machines, etc.	131 15 6	131 15 6
	Expenses in connection with Drawings, including Hire of Premises	444 5 5	444 5 5
	Minor Expenses not elsewhere included	1 17 5	1 17 5
		21,617 0 10	21,617 0 10
	Carried forward.....£	66,247 0 5	66,247 0 5

* Salary of Director provided under "Special Appropriations," see page 81.

DETAIL STATEMENT OF PAYMENTS, CONSOLIDATED REVENUE FUND—*continued.*

No. of Appropriation.	HEAD OF SERVICE.	PAYMENTS UNDER PARLIAMENTARY AUTHORITY.			PAYMENTS, TREASURER'S ADVANCE VOTE, TO BE APPROPRIATED.			PAYMENTS UNAUTHORISED IN SUSPENSE.			TOTAL.		
		£	s.	d.	£	s.	d.	£	s.	d.	£	s.	d.
	TREASURER— <i>continued.</i>												
37	SECTION—STATE LOTTERIES (ADMINISTRATION COSTS) — <i>continued.</i>												
	Brought forward	£	66,247	0 5							£	66,247	0 5
	OTHER SERVICES—												
	C1. Exchange on Remittances		459	3 5								459	3 5
	C2. Accounting Machines and other like Appliances ...		85	0 0								85	0 0
	C3. Difference in Pay to Officers and Employees on unrestricted service with the Defence Forces		1,034	17 5								1,034	17 5
	C4. Difference in Pay to Officers and Employees called up for Military Service		11	18 0								11	18 0
	C5. To meet cost of Contribution to State Superannuation Fund in respect of Officers called up for Military Service		12	2 0								12	2 0
	C6. Removal of Lottery Barrel to new premises		159	5 7								159	5 7
	... Replacement of Spurious Coins					61	1 9					61	1 9
	... Lottery No. 1060—Additional Prize					5	0 0					5	0 0
			1,762	6 5		66	1 9					1,828	8 2
	Total, State Lotteries (Administration Costs) £		68,009	6 10		66	1 9					68,075	8 7
38	SECTION—STAMP DUTIES (ADMINISTRATION COSTS).												
	SALARIES AND PAYMENTS IN THE NATURE OF SALARY—												
	A1. Salaries.....		17,752	0 8		349	12 10					18,101	13 6
	A2. Temporary Assistance		108	4 7								108	4 7
	A3. Allowances		261	12 8								261	12 8
	A4. Officers on Retirement Leave					403	10 7					403	10 7
	A5. Overtime		650	17 1								650	17 1
	A6. Monetary Value of Leave payable to Dependent Relatives of Deceased Public Servants		483	0 11								483	0 11
			19,255	15 11		753	3 5					20,008	19 4
	MAINTENANCE AND WORKING EXPENSES (OTHER THAN SALARIES)—												
	B1. Subsidiary Staff Charges—												
	Workers' Compensation Insurance Premiums ...		39	18 5								39	18 5
	Tea Money		118	5 0								118	5 0
	B2. Expenses in Connection with Buildings—												
	Rent		3,936	3 0								3,936	3 0
	B4. General Expenditure—												
	Postal and Telegraphic Services		202	8 11								202	8 11
	Books, Periodicals and Papers		43	18 0								43	18 0
	Freight and Cartage		262	3 1								262	3 1
	Repairs to Machinery and Cash Registers, Purchase of Dies, and Replacements of Machinery		24	18 1								24	18 1
	Laundry Expenses		5	0 6								5	0 6
	Minor Expenses not elsewhere included		36	0 4								36	0 4
			4,668	15 4								4,668	15 4
	OTHER SERVICE—												
	C1. To meet cost of valuations of shares in estates of deceased persons		247	10 9								247	10 9
	Total, Stamp Duties (Administration Costs) ...£		24,172	2 0		753	3 5					24,925	5 5
39	SECTION—GOVERNMENT STORES DEPARTMENT.												
	SALARIES AND PAYMENTS IN THE NATURE OF SALARY—												
	A1. Salaries		30,649	14 10		834	12 7					31,484	7 5
	A2. Temporary Assistance		1,349	4 6								1,349	4 6
	A3. Allowances		521	15 9								521	15 9
	A4. Officers on Retirement Leave		626	7 3								626	7 3
	A5. Overtime		934	17 9								934	17 9
	Carried forward.....£		34,082	0 1		834	12 7					34,916	12 8

DETAIL STATEMENT OF PAYMENTS, CONSOLIDATED REVENUE FUND—continued.

No. of Appropriation.	HEAD OF SERVICE	PAYMENTS UNDER PARLIAMENTARY AUTHORITY.			PAYMENTS, TREASURER'S ADVANCE VOTE, TO BE APPROPRIATED.			PAYMENTS UNAUTHORISED IN SUSPENSE.			TOTAL		
		£	s.	d.	£	s.	d.	£	s.	d.	£	s.	d.
	TREASURER—continued.												
39	SECTION—GOVERNMENT STORES DEPARTMENT—continued.												
	Brought forward	£	34,082	0 1		834	12 7					34,916	12 8
	MAINTENANCE AND WORKING EXPENSES (OTHER THAN SALARIES)—												
	B1. Subsidiary Staff Charges—												
	Workers' Compensation Insurance Premiums		176	9 3								176	9 3
	Tea Money		186	1 10								186	1 10
	B2. Expenses in connection with Buildings—												
	Fire Insurance Premiums		43	18 6								43	18 6
	B3. Transport Expenditure—												
	Travelling Expenses		213	11 11								213	11 11
	Maintenance of Motor Vehicles		679	14 11								679	14 11
	Motor Vehicle Insurance Premiums		41	8 4								41	8 4
	B4. General Expenditure—												
	Postal and Telegraphic Services		971	18 8								971	18 8
	Books, Periodicals and Papers			19 12 10									19 12 10
	Freight and Cartage		1,141	2 9								1,141	2 9
	Maintenance of Accounting Machines			25 3 6									25 3 6
	Laundry Expenses			8 9 7									8 9 7
	Packing		655	17 7								655	17 7
	Insurance Premiums on Stock		157	9 10								157	9 10
	Plant and Equipment (Typewriter Repair Section)		67	10 0								67	10 0
	Minor Expenses not elsewhere included			3 2 6									3 2 6
	B5. Plant Repairs			0 12 6									0 12 6
	B6. Inspection of Meat Supplied under Contract		400	0 0								400	0 0
	B7. Inspection of Handles			6 1 2									6 1 2
	B8. Duty, Wharfage and Similar Charges			41 15 6									41 15 6
	B10. Provision of Stationery, Furniture and General Stores for Departments generally		223,585	13 0		8,000	0 0					*231,585	13 0
			228,425	14 2		8,000	0 0					236,425	14 2
	Total, Government Stores Department	£	262,507	14 3		8,834	12 7					271,342	6 10
40	SECTION—GOVERNMENT CLEANING SERVICE.†												
	SALARIES AND PAYMENTS IN THE NATURE OF SALARY—												
	A1. Salaries		69,888	19 11		1,059	8 9					70,948	8 8
	A2. Temporary Assistance			1,155 12 3									1,155 12 3
	A3. Allowances			1,029 18 8									1,029 18 8
	A4. Officers on Retirement Leave			452 4 11									452 4 11
	A5. Overtime			241 18 3									241 18 3
			72,768	14 0		1,059	8 9					73,828	2 9
	MAINTENANCE AND WORKING EXPENSES (OTHER THAN SALARIES)—												
	B1. Subsidiary Staff Charges—												
	Workers' Compensation Insurance Premiums		1,022	15 0								1,022	15 0
	Tea Money			45 5 0									45 5 0
	B3. Transport Expenditure—												
	Travelling, Removal Expenses and Motor-car Allowance			147 19 10									147 19 10
	B4. General Expenditure—												
	Postal and Telegraphic Services			23 3 5									23 3 5
	Freight, Cartage and Removal of Garbage, &c. ...			734 17 10									734 17 10
			1,974	1 1								1,974	1 1
	Total, Government Cleaning Service	£	74,742	15 1		1,059	8 9					75,802	3 10
41	SECTION—MARITIME SERVICES BOARD OF N.S.W.—NAVIGATION.												
	SALARIES AND PAYMENTS IN THE NATURE OF SALARY—												
	A1. Salaries		87,403	0 0		344	9 5					87,747	9 5
	A2. Temporary Assistance			6,817 0 0			286 1 4						7,103 1 4
	A3. Allowances			4,196 13 4			1,387 15 5						5,584 8 9
	A4. Officers on Retirement Leave			2,154 4 0									2,154 4 0
	A5. Overtime			2,714 0 1			450 0 0						3,164 0 1
	A6. Monetary Value of Leave payable to Dependent Relatives of Deceased Public Servants			293 9 0									293 9 0
	Carried forward	£	103,578	6 5		2,468	6 2					106,046	12 7

* For distribution of this expenditure over the Departments concerned, see pages 96 and 97.

† This Service provides for the cleaning of all Departments within the Metropolitan area—for the allocation of expenditure over the Departments concerned, see page 98. The cost of cleaning Public Schools is shown under Department of Public Instruction.

DETAIL STATEMENT OF PAYMENTS, CONSOLIDATED REVENUE FUND—*continued.*

No. of Ap- propriation.	HEAD OF SERVICE.	PAYMENTS UNDER PARLIAMENTARY AUTHORITY			PAYMENTS, TREASURER'S ADVANCE VOTE, TO BE APPROPRIATED.			PAYMENTS UNAUTHORISED IN SUSPENSE.			TOTAL.		
		£	s.	d.	£	s.	d.	£	s.	d.	£	s.	d.
	TREASURER— <i>continued.</i>												
41	SECTION—MARITIME SERVICES BOARD OF N.S.W.— NAVIGATION— <i>continued.</i>												
	Brought forward	£	103,578	6 5	2,468	6 2					106,046	12 7	
	MAINTENANCE AND WORKING EXPENSES (OTHER THAN SALARIES)—												
	B1. Subsidiary Staff Charges—												
	Workers' Compensation Insurance Premiums		1,260	14 7							1,260	14 7	
	Tea Money		57	11 3							57	11 3	
	B2. Expenses in connection with Buildings—												
	Minor Repairs to Out-stations		878	17 10							878	17 10	
	Cleaning		932	5 1							932	5 1	
	Fire and other Insurance Premiums		16	15 8							16	15 8	
	B3. Transport Expenditure—												
	Travelling and Removal Expenses		4,446	3 4	470	0 0					4,916	3 4	
	B4. General Expenditure—												
	Postal and Telegraphic Services		160	0 0							160	0 0	
	Books, Periodicals and Papers		40	13 9							40	13 9	
	Fuel (Coal, Coke, Firewood, Oil, etc.)		6,245	11 7							6,245	11 7	
	General Stores, Pilot Steamers, Launches, Pilot Stations, etc.		1,980	16 0	530	0 0					2,510	16 0	
	Laundry Expenses		49	5 5							49	5 5	
	Renewal and Maintenance of Buoys, Beacons and Moorings		1,903	16 4							1,903	16 4	
	Tug Subsidies		2,525	15 9							2,525	15 9	
	Repairs, Pilot Steamers, Launches, Cranes and Trucks		6,366	0 0	1,789	0 9					8,155	0 9	
	Rates and Taxes		609	17 1							609	17 1	
	Printing and Advertising		387	9 8							387	9 8	
	Light and Power		914	1 11							914	1 11	
	Telephones		769	18 2							769	18 2	
	Freight and Shunting Charges		128	13 3							128	13 3	
	Marine Insurance—Pilot Steamers and Launches.		5,891	11 5							5,891	11 5	
	Minor Expenses not elsewhere included		144	0 8							144	0 8	
			35,709	18 9	2,789	0 9					38,498	19 6	
	OTHER SERVICES—												
	C1. Commission to Shipping Companies in respect of Harbour Rates collected by them		1,348	19 10							1,348	19 10	
	C2. Court of Marine Inquiry Expenses		50	0 0	15	6 0					65	6 0	
	C4. Refund of Pilots' License Fees		9	0 0							9	0 0	
	C6. Motor Launch, Newcastle		688	5 7							688	5 7	
	C7. Reconstruction of Life-boat Slip-way, Newcastle ...		355	16 1							355	16 1	
	... New Signal Tower—Nobby's Head, Newcastle.....				412	0 0					412	0 0	
			2,452	1 6	427	6 0					2,879	7 6	
	Total, Maritime Services Board of N.S.W.— Navigation	£	141,740	6 8	5,684	12 11					147,424	19 7	
42	SECTION—MARITIME SERVICES BOARD OF N.S.W.— OBSERVATORY HILL RESUMED AREA.												
	SALARIES AND PAYMENTS IN THE NATURE OF SALARY—												
	A1. Salaries		3,996	7 3							3,996	7 3	
	A4. Officers on Retirement Leave		316	8 9							316	8 9	
			4,312	16 0							4,312	16 0	
	MAINTENANCE AND WORKING EXPENSES (OTHER THAN SALARIES)—												
	B1. Subsidiary Staff Charges—												
	Workers' Compensation Insurance Premiums		108	10 6							108	10 6	
	B2. Expenses in connection with Buildings—												
	Maintenance and Renewals to Property and Plant		10,670	0 0	930	4 4					11,600	4 4	
	Fire and other Insurance		805	18 0							805	18 0	
	B3. Subsistence and Transport Expenditure—												
	Travelling Expenses		5	0 0							5	0 0	
	B4. General Expenditure—												
	Postal and Telegraphic Services		35	0 0							35	0 0	
	Telephones		35	0 0							35	0 0	
	Stationery and Printing		130	0 0							130	0 0	
	Gas and Electricity		15	0 0							15	0 0	
	Minor Expenses not elsewhere included		31	1 4							31	1 4	
			11,835	9 10	930	4 4					12,765	14 2	
	Carried forward.....	£	16,148	5 10	930	4 4					17,078	10 2	

DETAIL STATEMENT OF PAYMENTS, CONSOLIDATED REVENUE FUND—continued.

No. of Ap- propriation	HEAD OF SERVICE.	PAYMENTS UNDER PARLIAMENTARY AUTHORITY.	PAYMENTS, TREASURER'S ADVANCE VOTE, TO BE APPROPRIATED.	PAYMENTS UNAUTHORISED IN SUSPENSE.	TOTAL.
		£ s. d.	£ s. d.	£ s. d.	£ s. d.
42	TREASURER—continued.				
	SECTION—MARITIME SERVICES BOARD OF N.S.W.— OBSERVATORY HILL RESUMED AREA—continued.				
	Brought forward.....£	16,148 5 10	930 4 4	17,078 10 2
	OTHER SERVICES—				
	C1. Rates and Taxes, City Water and Sewerage	6,488 7 5	6,488 7 5
	C2. Publicans' License Fee—Owners' Contribution under Liquor Amendment (Fees) Act, 1928	990 0 0	59 11 3	1,049 11 3
	C3. War Damage Insurance—Refund	138 8 1	138 8 1
	... Sydney City Mission—Surrender to Crown of lease of property in Harrington-street.	4,500 0 0	4,500 0 0
		7,616 15 6	4,559 11 3	12,176 6 9
	Total, Observatory Hill Resumed Area	23,765 1 4	5,489 15 7	29,254 16 11
43	SECTION—RESUMED PROPERTIES.				
	SALARIES AND PAYMENTS IN THE NATURE OF SALARY—				
	A1. Salaries.....	4,106 18 2	540 18 9	4,647 16 11
	A3. Allowances	102 3 11	102 3 11
		4,209 2 1	540 18 9	4,750 0 10
	MAINTENANCE AND WORKING EXPENSES (OTHER THAN SALARIES)—				
	B1. Subsidiary Staff Charges—				
	Workers' Compensation Insurance Premiums	3 14 1	3 14 1
	Tea Money	1 15 0	1 15 0
	B2. Expenses in connection with Buildings—				
	Repairs, Renewals, and Renovations to Resumed and Other Buildings	1,593 9 6	1,593 9 6
	Caretaking and other Expenses protecting Resumed and other Properties	8 14 0	8 14 0
	Fire and Plate Glass Insurance Premiums.....	75 18 5	75 18 5
	Rents	336 16 4	336 16 4
	B3. Transport Expenditure—				
	Travelling Expenses.....	27 8 1	27 8 1
	Maintenance of Motor Vehicles	577 19 7	577 19 7
	B4. General Expenditure—				
	Postal and Telegraphic Services	200 10 0	200 10 0
	Books, Periodicals and Papers	6 8 2	6 8 2
	Commission on Rents Collected	0 6 0	0 6 0
	Maintenance of Office Accounting Machines	9 10 0	9 10 0
	Court Costs—Actions under Landlord and Tenant Act	3 7 0	3 7 0
	Laundry Expenses	2 9 0	2 9 0
	Theft and Robbery Insurance Premiums on Rent and Instalment Collections	14 3 2	14 3 2
	Minor Expenses not elsewhere included	7 9 1	7 9 1
		2,869 17 5	2,869 17 5
	OTHER SERVICES—				
	C1. Sewerage and Water Rates, &c., City, Municipal, and Shire Rates, &c., on Government Properties, and Costs in connection with Appeals	58,100 0 0	*58,100 0 0
	C2. Sewerage and Water Rates, etc., City, Municipal and Shire Rates, etc., on Rented Properties.....	776 2 7	776 2 7
	C3. Preparing lands for sale and clearing lands of noxious weeds under requirements of Section 473 (3) Local Government Act	0 18 0	0 18 0
	C4. Removal of Records	90 3 0	90 3 0
	C5. Air Raid Precautions Work in connection with Resumed and other Properties	0 11 0	0 11 0
		58,967 14 7	58,967 14 7
	Total, Resumed Properties	66,046 14 1	540 18 9	66,587 12 10

*For the allocation of this expenditure over Departments concerned, see page 102.

DETAIL STATEMENT OF PAYMENTS, CONSOLIDATED REVENUE FUND—continued.

No. of Ap- propriation.	HEAD OF SERVICE.	PAYMENTS UNDER PARLIAMENTARY AUTHORITY.	PAYMENTS, TREASURER'S ADVANCE VOTE, TO BE APPROPRIATED.	PAYMENTS UNAUTHORISED IN SUSPENSE.	TOTAL.
		£ s. d.	£ s. d.	£ s. d.	£ s. d.
	TREASURER—continued.				
44	SECTION—BUREAU OF STATISTICS AND ECONOMICS.				
	SALARIES AND PAYMENTS IN THE NATURE OF SALARY—				
	A1. Salaries	10,762 19 4	494 12 4	11,257 11 8
	A2. Temporary Assistance.....	379 16 3	379 16 3
	A3. Allowances	462 11 10	462 11 10
	A4. Officers on Retirement Leave	97 1 9	97 1 9
	A5. Overtime	26 10 10	26 10 10
		11,729 0 0	494 12 4	12,223 12 4
	MAINTENANCE AND WORKING EXPENSES (OTHER THAN SALARIES)—				
	B1. Subsidiary Staff Charges—				
	Workers' Compensation Insurance Premiums.....	7 3 9	7 3 9
	B2. Expenses in connection with Buildings—				
	Rent	156 0 0	156 0 0
	B3. Transport Expenditure—				
	Travelling Expenses	13 11 3	13 11 3
	B4. General Expenditure—				
	Postal and Telegraphic Services	167 7 8	167 7 8
	Books, Periodicals and Papers	36 5 10	36 5 10
	Freight and Cartage	51 2 8	51 2 8
	Maintenance of Office Calculating Machines	154 6 0	154 6 0
	Laundry Expenses	2 0 5	2 0 5
	Minor Expenses not elsewhere included	2 1 3	2 1 3
		589 18 10	589 18 10
	Total, Bureau of Statistics and Economics...£	12,318 18 10	494 12 4	12,813 11 2
45	SECTION—REGISTRY OF CO-OPERATIVE SOCIETIES AND REGISTRY OF FRIENDLY SOCIETIES.				
	SALARIES AND PAYMENTS IN THE NATURE OF SALARY—				
	A1. Salaries	5,418 12 8	70 10 3	5,489 2 11
	A3. Allowances	72 0 0	72 0 0
		5,490 12 8	70 10 3	5,561 2 11
	MAINTENANCE AND WORKING EXPENSES (OTHER THAN SALARIES)—				
	B1. Subsidiary Staff Charges—				
	Workers' Compensation Insurance Premiums	6 0 11	6 0 11
	Tea Money	4 0 0	4 0 0
	B3. Transport Expenditure—				
	Travelling Expenses	566 19 10	566 19 10
	B4. General Expenditure—				
	Postal and Telegraphic Services	79 16 5	79 16 5
	Books, Periodicals and Papers	16 14 2	16 14 2
	Minor Expenses not elsewhere included	8 0 9	8 0 9
		681 12 1	681 12 1
	OTHER SERVICES—				
	C1. Advisory Council Administrative Expenses, etc.....	193 4 6	193 4 6
	C2. Subvention to Friendly Societies	94,386 5 2	94,386 5 2
	C3. Co-operative Building Advisory Committee—				
	Administrative Expenses, etc.....	1,335 4 6	1,335 4 6
	... Fee for hearing of dispute referred under the provisions of the Friendly Societies Act, 1912- 1942	42 0 0	42 0 0
		95,914 14 2	42 0 0	95,956 14 2
	Total, Registry of Co-operative Societies and Registry of Friendly Societies...£	102,086 18 11	112 10 3	102,199 9 2
46	SECTION—GOVERNMENT PRINTER.				
	SALARIES AND PAYMENTS IN THE NATURE OF SALARY—				
	A1. Salaries	60,225 0 0	11,436 10 9	71,661 10 9
	A3. Allowances	525 0 0	99 13 9	624 13 9
	A4. Officers on Retirement Leave	735 0 0	139 12 4	874 12 4
	A5. Overtime	1,651 0 0	313 10 3	1,964 10 3
	A6. Monetary Value of Leave payable to Dependent Relatives of Deceased Public Servants.....	50 0 0	123 0 10	173 0 10
	Carried forward.....£	63,186 0 0	12,112 7 11	*75,298 7 11

* For allocation of this expenditure over the Departments concerned, see pages 99 and 100.

DETAIL STATEMENT OF PAYMENTS, CONSOLIDATED REVENUE FUND—*continued.*

No. of Appropriation.	HEAD OF SERVICE	PAYMENTS UNDER PARLIAMENTARY AUTHORITY.			PAYMENTS, TREASURER'S ADVANCE VOTE, TO BE APPROPRIATED.			PAYMENTS UNAUTHORISED IN SUSPENSE.			TOTAL.		
		£	s.	d.	£	s.	d.	£	s.	d.	£	s.	d.
46	TREASURER— <i>continued.</i>												
	SECTION—GOVERNMENT PRINTER— <i>continued.</i>												
	Brought forward	£	63,186	0 0		12,112	7 11					75,298	7 11
	MAINTENANCE AND WORKING EXPENSES (OTHER THAN SALARIES)—												
	B1. Subsidiary Staff Charges—												
	Workers' Compensation Insurance Premiums		383	0 0		72	14 3					455	14 3
	Tea Money		71	0 0		13	8 11					84	8 11
	Federal Pay Roll Tax		1,562	0 0		296	11 7					1,858	11 7
	B2. Expenses in connection with Buildings—												
	Rents		964	0 0		183	0 7					1,147	0 7
	Cleaning		993	0 0		188	11 9					1,181	11 9
	Fire Insurance Premiums		284	0 0		53	19 1					337	19 1
	B3. Subsistence and Transport Expenditure—												
	Travelling Expenses		57	0 0		10	15 10					67	15 10
	Maintenance of Motor Vehicles		128	0 0		24	6 5					152	6 5
	B4. General Expenditure—												
	Books, Periodicals and Papers		2	0 0		0	8 4					2	8 4
	Gas and Electricity		851	0 0		161	12 3					1,012	12 3
	Postal and Telegraphic Services		993	0 0		188	11 9					1,181	11 9
	Freight and Cartage		213	0 0		40	8 6					253	8 6
	Casting Rollers		99	0 0		18	16 11					117	16 11
	Maintenance of Lifts		34	0 0		6	9 6					40	9 6
	Laundry Expenses		7	0 0		1	6 7					8	6 7
	Telephone Services		128	0 0		24	6 5					152	6 5
	Minor Expenses not elsewhere included		85	0 0		16	2 0					101	2 0
	B5. Store Purchases for Manufacture		32,960	0 0		6,254	10 9					39,214	10 9
			39,814	0 0		7,556	1 5					* 47,370	1 5
	OTHER SERVICE—												
	C1. New Plant and Machinery		2,040	16 3								2,040	16 3
	Total, Government Printer.....	£	105,040	16 3		19,668	9 4					124,709	5 7
	Total, Treasurer	£	9,481,245	6 4		79,361	1 11		505,000	0 0		10,065,606	8 3
47	ATTORNEY-GENERAL AND MINISTER OF JUSTICE.												
	SECTION—ATTORNEY-GENERAL—HEAD OFFICE.												
	SALARIES AND PAYMENTS IN THE NATURE OF SALARY—												
	A1. Salaries		18,332	9 9		251	18 3					18,584	8 0
	A3. Allowances		333	1 2								333	1 2
	A4. Officers on Retirement Leave.....					135	10 2					135	10 2
			18,665	10 11		387	8 5					19,052	19 4
	MAINTENANCE AND WORKING EXPENSES (OTHER THAN SALARIES)—												
	B1. Subsidiary Staff Charges—												
	Workers' Compensation Insurance Premiums		3	7 7								3	7 7
	Tea Money		2	0 0								2	0 0
	B2. Expenses in connection with Buildings—												
	Fire Insurance Premiums		18	13 6								18	13 6
	B3. Transport Expenditure—												
	Travelling Expenses		1,065	8 5								1,065	8 5
	B4. General Expenditure—												
	Postal and Telegraphic Services		50	0 0								50	0 0
	Books, Periodicals and Papers		320	3 10								320	3 10
	Minor Expenses not elsewhere included		0	11 2								0	11 2
			1,460	4 6								1,460	4 6
	OTHER SERVICES—												
	C1. Defence of Impecunious Prisoners and Aborigines ...		100	0 0		50	12 3					150	12 3
	C2. Allowances to Witnesses, Supreme Court, Central Criminal Court and Quarter Sessions.....		4,562	3 6								4,562	3 6
	C3. Fees to Non-salaried Crown Prosecutors		1,810	4 0								1,810	4 0
	C4. To meet Legal Expenses of all Departments of the State (excluding Verdicts)		6,000	0 0		900	0 4					6,900	0 4
	C6 Reporting Cases in Land and Valuation Court		40	0 0								40	0 0
	C7. To meet Expenses in connection with Administration of Dormant Funds Act, 1942		12	10 6								12	10 6
	C8. To amount of verdict and taxed costs in case of F. Wallace v. Constable J. H. Berry		157	2 9								157	2 9
			12,682	0 9		950	12 7					13,632	13 4
	Total, Attorney-General—Head Office.....	£	32,807	16 2		1,338	1 0					34,145	17 2

* For allocation of this expenditure over the Departments concerned see pages 99 and 100.

DETAIL STATEMENT OF PAYMENTS, CONSOLIDATED REVENUE FUND—*continued.*

No. of Appropiation.	HEAD OF SERVICE.	PAYMENTS UNDER PARLIAMENTARY AUTHORITY.			PAYMENTS, TREASURER'S ADVANCE VOTE, TO BE APPROPRIATED.			PAYMENTS UNAUTHORISED IN SUSPENSE.			TOTAL.		
		£	s.	d.	£	s.	d.	£	s.	d.	£	s.	d.
48	ATTORNEY-GENERAL AND MINISTER OF JUSTICE— <i>continued.</i>												
	SECTION—CROWN SOLICITOR.												
	SALARIES AND PAYMENTS IN THE NATURE OF SALARY—												
	A1. Salaries	24,435	11	7	124	19	0			24,560	10	7
	A3. Allowances	357	7	7			357	7	7
		24,792	19	2	124	19	0			24,917	18	2
	MAINTENANCE AND WORKING EXPENSES (OTHER THAN SALARIES)—												
	B1. Subsidiary Staff Charges—												
	Workers' Compensation Insurance Premiums	11	18	9			11	18	9
	Tea Money	4	5	0			4	5	0
	B3. Transport Expenditure—												
	Travelling Expenses	125	11	6			125	11	6
	B4. General Expenditure—												
	Postal and Telegraphic Services	287	4	8			287	4	8
49	Books, Periodicals and Papers	95	5	1			95	5	1
	Minor Expenses not elsewhere included	0	10	5			0	10	5
		524	15	5			524	15	5
	Total, Crown Solicitor	£ 25,317	14	7	124	19	0			25,442	13	7
	SECTION—COURT REPORTERS.												
	SALARIES AND PAYMENTS IN THE NATURE OF SALARY—												
	A1. Salaries	20,483	18	6	239	17	5			20,723	15	11
	A2. Temporary Assistance	1,672	12	10	359	7	10			2,032	0	8
	A3. Allowances	277	16	6			277	16	6
	A4. Officers on Retirement Leave	306	5	5			306	5	5
	A5. Overtime	656	15	5			656	15	5
		23,397	8	8	599	5	3			23,996	13	11
	MAINTENANCE AND WORKING EXPENSES (OTHER THAN SALARIES)—												
	B1. Subsidiary Staff Charges—												
	Workers' Compensation Insurance Premiums	11	10	8			11	10	8
50	Tea Money	51	10	0			51	10	0
	B3. Transport Expenditure—												
	Travelling Expenses	1,236	10	9			1,236	10	9
	B4. General Expenditure—												
	Postal and Telegraphic Services	5	0	0			5	0	0
	Laundry Expenses	3	3	5			3	3	5
	Minor Expenses	0	16	6			0	16	6
		1,308	11	4			1,308	11	4
	Total, Court Reporters	£ 24,706	0	0	599	5	3			25,305	5	3
	SECTION—THE JUDGES.												
	SALARIES AND PAYMENTS IN THE NATURE OF SALARY—												
	A1. Salaries	11,300	3	5			11,300	3	5
	A3. Allowances	49	0	0			49	0	0
		11,349	3	5			11,349	3	5
	MAINTENANCE AND WORKING EXPENSES (OTHER THAN SALARIES)—												
	B1. Subsidiary Staff Charges—												
	Workers' Compensation Insurance Premiums	24	1	0			24	1	0
	Tea Money	0	7	6			0	7	6
	B3. Transport Expenditure—												
	Travelling Expenses	5,433	18	6			5,433	18	6
	B4. General Expenditure—												
	Postal and Telegraphic Services	34	4	6			34	4	6
	Books, Periodicals and Papers	356	11	0			356	11	0
	Minor Expenses not elsewhere included	15	19	7			15	19	7
		5,865	2	1			5,865	2	1
	Total, The Judges	£ 17,214	5	6			17,214	5	6

DETAIL STATEMENT OF PAYMENTS, CONSOLIDATED REVENUE FUND—*continued.*

No. of Ap- propriation.	HEAD OF SERVICE.	PAYMENTS UNDER PARLIAMENTARY AUTHORITY.	PAYMENTS, TREASURER'S ADVANCE VOTE, TO BE APPROPRIATED.	PAYMENTS UNAUTHORISED IN SUSPENSE.	TOTAL.
		£ s. d.	£ s. d.	£ s. d.	£ s. d.
	ATTORNEY-GENERAL AND MINISTER OF JUSTICE— <i>continued.</i>				
51	SECTION—PUBLIC SOLICITOR.				
	SALARIES AND PAYMENTS IN THE NATURE OF SALARY—				
	A1. Salaries	4,310 16 9	4,310 16 9
	A2. Temporary Assistance	4 10 0	4 10 0
	A3. Allowances	68 17 4	68 17 4
	A5. Overtime	2 3 2	2 3 2
		4,386 7 3	4,386 7 3
	MAINTENANCE AND WORKING EXPENSES (OTHER THAN SALARIES)—				
	B1. Subsidiary Staff Charges— Workers' Compensation Insurance Premiums	1 17 7	1 17 7
	B2. Expenses in connection with Buildings— Rent.....	593 6 5	593 6 5
	B3. Transport Expenditure— Travelling Expenses	70 4 7	70 4 7
	B4. General Expenditure— Postal and Telegraphic Services	28 16 6	28 16 6
	Books, Periodicals and Papers.....	823 11 10	823 11 10
	Investigation of Claims for Legal Aid and Legal Assistance	70 14 10	70 14 10
	Minor Expenses not elsewhere included	4 16 7	4 16 7
		1,593 8 4	1,593 8 4
	Total, Public Solicitor £	5,979 15 7	5,979 15 7
52	SECTION—MINISTER OF JUSTICE—HEAD OFFICE.				
	SALARIES AND PAYMENTS IN THE NATURE OF SALARY—				
	A1. Salaries	9,248 13 7	175 17 0	9,424 10 7
	A2. Temporary Assistance	236 12 4	236 12 4
	A3. Allowances	534 10 0	534 10 0
	A4. Officers on Retirement Leave	312 5 0	312 5 0
	A5. Overtime	12 14 7	12 14 7
	A6. Monetary Value of Leave Payable to Dependent Relatives of Deceased Public Servants.....	2,180 4 0	2,180 4 0
		12,524 19 6	175 17 0	12,700 16 6
	MAINTENANCE AND WORKING EXPENSES (OTHER THAN SALARIES)—				
	B1. Subsidiary Staff Charges— Workers' Compensation Insurance Premiums	9 8 6	9 8 6
	Tea Money	8 15 0	8 15 0
	B3. Transport Expenditure— Travelling Expenses	22 18 5	22 18 5
	B4. General Expenditure— Postal and Telegraphic Services	324 0 4	324 0 4
	Books, Periodicals and Papers.....	43 19 9	43 19 9
	Maintenance of Office Accounting Machines and Typewriters.....	21 9 6	21 9 6
	Fuel	15 0 4	15 0 4
	Minor Expenses not elsewhere included	2 6 5	2 6 5
		447 18 3	447 18 3
	OTHER SERVICES—				
	C1. For purchase of Samples of Liquor by Licensing Inspectors and Sub-Inspectors for purpose of analysis	7 18 5	7 18 5
	C3 Remissions and Payments under the authority of the Minister of the whole or portions of Fees paid for Licenses and of the whole or portions of Fines, Costs, and Estreated Recognizances	88 0 0	88 0 0
	C5. To refund of amount paid for witnesses' expenses by G. O. Venables in respect of a conviction which was annulled on the recommendation of an inquiry under Section 475 of the Crimes Act, 1900	8 5 5	8 5 5
	... To establish Bank Account of Accountants Registration Board (Recoverable)	200 0 0	200 0 0
		104 3 10	200 0 0	304 3 10
	Total, Minister of Justice—Head Office£	13,077 1 7	375 17 0	13,452 18 7

DETAIL STATEMENT OF PAYMENTS, CONSOLIDATED REVENUE FUND—continued.

No. of Ap. propriation.	HEAD OF SERVICE.	PAYMENTS UNDER PARLIAMENTARY AUTHORITY.	PAYMENTS, TREASURER'S ADVANCE VOTE, TO BE APPROPRIATED.	PAYMENTS UNAUTHORISED IN SUSPENSE.	TOTAL.
		£ s. d.	£ s. d.	£ s. d.	£ s. d.
	ATTORNEY-GENERAL AND MINISTER OF JUSTICE—continued.				
53	SECTION—PROTHONOTARY AND REGISTRAR IN DIVORCE.				
	SALARIES AND PAYMENTS IN THE NATURE OF SALARY—				
	A1. Salaries	12,037 17 8	12,037 17 8
	A3. Allowances	302 19 5	302 19 5
	A5. Overtime	167 16 4	167 16 4
		12,508 13 5	12,508 13 5
	MAINTENANCE AND WORKING EXPENSES (OTHER THAN SALARIES)—				
	B1. Subsidiary Staff Charges—				
	Workers' Compensation Insurance Premiums	8 15 0	8 15 0
	Tea Money	14 10 0	14 10 0
	B4. General Expenditure—				
	Postal and Telegraphic Services	141 3 8	141 3 8
	Books, Periodicals and Papers.....	50 14 5	50 14 5
	Minor Expenses not elsewhere included	2 10 5	2 10 5
		203 3 6	14 10 0	217 13 6
	Total, Prothonotary and Registrar in Divorce £	12,711 16 11	14 10 0	12,726 6 11
54	SECTION—MASTER IN EQUITY.				
	SALARIES AND PAYMENTS IN THE NATURE OF SALARY—				
	A1. Salaries	3,253 8 5	299 6 8	3,552 15 1
	A3. Allowances ..	54 14 4	54 14 4
	A4. Officers on Retirement Leave	452 17 11	452 17 11
		3,761 0 8	299 6 8	4,060 7 4
	MAINTENANCE AND WORKING EXPENSES (OTHER THAN SALARIES)—				
	B1. Subsidiary Staff Charges—				
	Workers' Compensation Insurance Premiums	0 17 5	0 17 5
	B4. General Expenditure—				
	Postal and Telegraphic Services	4 13 4	4 13 4
	Books, Periodicals and Papers.....	74 19 11	74 19 11
	Minor Expenses not elsewhere included	0 5 8	0 5 8
		80 16 4	80 16 4
	OTHER SERVICES—				
	... Payment as an Act of Grace of Monetary Value of extended and recreation leave to officer upon resignation	154 15 0	154 15 0
	... Payment of Monetary Value of untaken recreation leave to officer at date of retirement	63 4 2	63 4 2
		217 19 2	217 19 2
	Total Master in Equity	3,841 17 0	517 5 10	4,359 2 10
55	SECTION—PUBLIC TRUSTEE.				
	SALARIES AND PAYMENTS IN THE NATURE OF SALARY—				
	A1. Salaries	60,155 0 0	187 13 4	60,342 13 4
	A3. Allowances	543 3 9	543 3 9
	A5. Overtime	4,190 12 3	4,190 12 3
	A6. Monetary Value of Leave payable to Dependent Relatives of Deceased Public Servants	34 5 7	34 5 7
		64,888 16 0	221 18 11	65,110 14 11
	MAINTENANCE AND WORKING EXPENSES (OTHER THAN SALARIES)—				
	B1. Subsidiary Staff Charges—				
	Workers' Compensation Insurance Premiums	46 14 9	46 14 9
	Employers' Contributions to the Superannuation Fund.....	2,883 19 7	2,883 19 7
	Tea Money	657 2 6	657 2 6
	B2. Expenses in connection with Buildings—				
	War Damage, Fire and other Insurance Premiums	233 11 8	233 11 8
	Cleaning	1,168 1 1	1,168 1 1
	Office Fittings and Repairs	433 12 10	433 12 10
	Water and Sewerage Rates	149 13 10	149 13 10
	B4. General Expenditure—				
	Postal and Telegraphic Services	1,470 15 6	1,470 15 6
	Stores, Stationery and Printing	1,438 17 7	1,438 17 7
	Gas and Electricity	799 8 7	799 8 7
	Audit Fee	500 0 0	500 0 0
	Advertising	695 16 5	695 16 5
	Furniture and Office Appliances and Maintenance of Typewriters, etc.	414 17 3	414 17 3
	Telephones	592 3 2	592 3 2
	Miscellaneous Expenses, including Items not recoverable from Estates	211 6 11	211 6 11
		11,696 1 8	11,696 1 8
	Carried forward	76,584 17 8	221 18 11	76,806 16 7

DETAIL STATEMENT OF PAYMENTS, CONSOLIDATED REVENUE FUND—*continued.*

No. of appropriation.	HEAD OF SERVICE.	PAYMENTS UNDER PARLIAMENTARY AUTHORITY.	PAYMENTS, TREASURER'S ADVANCE VOTE, TO BE APPROPRIATED.	PAYMENTS UNAUTHORISED IN SUSPENSE.	TOTAL.
		£ s. d.	£ s. d.	£ s. d.	£ s. d.
55	ATTORNEY-GENERAL AND MINISTER OF JUSTICE— <i>continued.</i>				
	SECTION—PUBLIC TRUSTEE— <i>continued.</i>				
	Brought forward	£ 76,584 17 8	221 18 11	76,806 16 7
	OTHER SERVICES—				
	C1. Difference in pay to Officers and Employees on unrestricted Service with the Defence Forces	2,900 10 7	2,900 10 7
	C2. Difference in pay to Officers and Employees called-up for Military Service	7 2 6	7 2 6
	C3. To meet Cost of Contribution to State Superannuation Fund in respect of Officers called up for Military Service.....	33 19 10	33 19 10
	C4. Pay Roll Tax	1,597 4 5	1,597 4 5
		4,538 17 4	4,538 17 4
	Total, Public Trustee	£ 81,123 15 0	221 18 11	81,345 13 11
56	SECTION—PROBATE OFFICE.				
	SALARIES AND PAYMENTS IN THE NATURE OF SALARY—				
	A1. Salaries	5,421 16 6	108 6 4	5,530 2 10
	A2. Temporary Assistance	1,018 15 5	1,018 15 5
	A3. Allowances	249 10 9	249 10 9
		6,690 2 8	108 6 4	6,798 9 0
	MAINTENANCE AND WORKING EXPENSES (OTHER THAN SALARIES)—				
	B1. Subsidiary Staff Charges—				
	Workers' Compensation Insurance Premiums	3 16 0	3 16 0
	B4. General Expenditure—				
	Postal and Telegraphic Services	97 0 0	97 0 0
	Books, Periodicals and Papers	7 12 2	7 12 2
	Minor Expenses not elsewhere included	0 4 1	0 4 1
		108 12 3	108 12 3
	Total, Probate Office	£ 6,798 14 11	108 6 4	6,907 1 3
57	SECTION—SHERIFF.				
	SALARIES AND PAYMENTS IN THE NATURE OF SALARY—				
	A1. Salaries	23,984 4 5	163 1 0	24,147 5 5
	A2. Temporary Assistance	7,407 12 6	7,407 12 6
	A3. Allowances	550 16 11	550 16 11
	A4. Officers on Retirement Leave	568 19 4	568 19 4
	A5. Overtime	38 16 7	38 16 7
		32,550 9 9	163 1 0	32,713 10 9
	MAINTENANCE AND WORKING EXPENSES (OTHER THAN SALARIES)—				
	B1. Subsidiary Staff Charges—				
	Workers' Compensation Insurance Premiums	214 7 6	214 7 6
	Tea Money	9 11 6	9 11 6
	B2. Expenses in connection with Buildings—				
	Rent (part recoupable)	127 10 4	127 10 4
	Fire Insurance Premiums	161 11 1	161 11 1
	B3. Subsistence and Transport Expenses—				
	Travelling and Removal Expenses	5,158 0 7	5,158 0 7
	B4. General Expenditure—				
	Postal and Telegraphic Services	672 4 10	672 4 10
	Books, Periodicals and Papers	0 17 6	0 17 6
	Laundry Expenses	155 18 1	155 18 1
	Freight and Cartage	10 7 1	10 7 1
	Courthouse Grounds, Casual Labour	266 18 8	266 18 8
	Seeds, Plants, Fertilisers for Gardens	9 5 7	9 5 7
	Repairs of Clocks and Winding Turret Clocks	17 8 6	17 8 6
	Lawn Mowers, Tools and Repairs of same	0 10 6	0 10 6
	Fuel	443 14 11	443 14 11
	Minor expenses not elsewhere included	24 4 10	24 4 10
		7,272 11 6	7,272 11 6
	OTHER SERVICES—				
	C1. Fees for Jurors	15,656 15 0	15,656 15 0
	C2. Meals for Jurors	1,166 9 3	1,166 9 3
	C3. Expenses of Drives and Views for Jurors	18 6 8	18 6 8
		16,841 10 11	16,841 10 11
	Total, Sheriff	£ 56,664 12 2	163 1 0	56,827 13 2

DETAIL STATEMENT OF PAYMENTS, CONSOLIDATED REVENUE FUND—*continued.*

No. of Appropriation.	HEAD OF SERVICE.	PAYMENTS UNDER PARLIAMENTARY AUTHORITY.	PAYMENTS, TREASURER'S ADVANCE VOTE, TO BE APPROPRIATED.	PAYMENTS UNAUTHORISED IN SUSPENSE.	TOTAL.
		£ s. d.	£ s. d.	£ s. d.	£ s. d.
	ATTORNEY-GENERAL AND MINISTER OF JUSTICE— <i>continued.</i>				
58	SECTION—DISTRICT COURTS.				
	SALARIES AND PAYMENTS IN THE NATURE OF SALARY—				
	A1. Salaries	3,512 3 0	3,512 3 0
	A2. Temporary Assistance	664 0 0	664 0 0
	A3. Allowances	133 3 3	133 3 3
	A4. Officers or Retirement Leave	249 14 8	249 14 8
		4,559 0 11	4,559 0 11
	MAINTENANCE AND WORKING EXPENSES (OTHER THAN SALARIES)—				
	B1. Subsidiary Staff Charges—				
	Workers' Compensation Insurance Premiums	18 6 2	18 6 2
	Tea Money	0 5 0	0 5 0
	B4. General Expenditure—				
	Postal and Telegraphic Services	73 0 0	73 0 0
	Books, Periodicals and Papers	205 4 0	205 4 0
	Minor Expenses not elsewhere included	2 1 1	2 1 1
		298 16 3	298 16 3
	OTHER SERVICE—				
	C1. Fees for Jurors	700 0 0	44 6 0	744 6 0
	Total, District Courtsf	5,557 17 2	44 6 0	5,602 3 2
59	SECTION—CHIEF INDUSTRIAL MAGISTRATE'S COURT.				
	SALARIES AND PAYMENTS IN THE NATURE OF SALARY—				
	A1. Salaries	1,474 0 0	8 19 3	1,482 19 3
	MAINTENANCE AND WORKING EXPENSES (OTHER THAN SALARIES)—				
	B1. Subsidiary Staff Charges—				
	Workers' Compensation Insurance Premiums	1 9 1	1 9 1
	B2. Expenses in Connection with Buildings—				
	Fire Insurance Premiums	0 2 4	0 2 4
	B4. General Expenditure—				
	Postal and Telegraphic Services	6 13 4	6 13 4
	Minor Expenses not elsewhere included	0 14 0	0 14 0
		8 18 9	8 18 9
	Total, Chief Industrial Magistrate's Court ...f	1,482 18 9	8 19 3	1,491 18 0
60	SECTION—CORONERS.				
	SALARIES AND PAYMENTS IN THE NATURE OF SALARY—				
	A1. Salaries	2,748 3 10	2,748 3 10
	A2. Temporary Assistance	194 16 1	194 16 1
	A3. Allowances	30 0 10	30 0 10
	A5. Overtime	1 1 0	1 1 0
		2,974 1 9	2,974 1 9
	MAINTENANCE AND WORKING EXPENSES (OTHER THAN SALARIES)—				
	B1. Subsidiary Staff Charges—				
	Workers' Compensation Insurance Premiums	4 4 8	4 4 8
	B3. Transport Expenditure—				
	Travelling Expenses	528 3 5	528 3 5
	B4. General Expenditure—				
	Postal and Telegraphic Services	38 7 5	38 7 5
	Expenses of Receiving and Recovering Dead Bodies	56 0 0	56 0 0
	Caretaking, Morgues	70 0 0	70 0 0
	Fuel	2 16 11	2 16 11
	Minor Expenses not elsewhere included	30 4 6	30 4 6
		729 16 11	729 16 11
	OTHER SERVICES—				
	C1. Expenses of Witnesses at Coroners' Inquiries	450 0 0	60 9 4	510 9 4
	C2. Fees for Jurors	21 0 0	21 0 0
	C3. Fees to Coroners	710 0 0	710 0 0
		1,181 0 0	60 9 4	1,241 9 4
	Total, Coronersf	4,884 18 8	60 9 4	4,945 8 0

DETAIL STATEMENT OF PAYMENTS, CONSOLIDATED REVENUE FUND—continued.

No. of Appropriation.	HEAD OF SERVICE.	PAYMENTS UNDER PARLIAMENTARY AUTHORITY.			PAYMENTS, TREASURER'S ADVANCE VOTE, TO BE APPROPRIATED.			PAYMENTS UNAUTHORISED IN SUSPENSE.			TOTAL.		
		£	s.	d.	£	s.	d.	£	s.	d.	£	s.	d.
61	ATTORNEY GENERAL AND MINISTER OF JUSTICE—continued.												
	SECTION—PETTY SESSIONS.												
	SALARIES AND PAYMENTS IN THE NATURE OF SALARY—												
	A1. Salaries	137,081	1	2	1,169	11	8				138,250	12	10
	A2. Temporary Assistance	387	13	1							387	13	1
	A3. Allowances	10,238	9	10							10,238	9	10
	A4. Officers on Retirement Leave	2,986	18	1							2,986	18	1
	A5. Overtime	314	8	0							314	8	0
		151,008	10	2	1,169	11	8				152,178	1	10
	MAINTENANCE AND WORKING EXPENSES (OTHER THAN SALARIES)—												
	B1. Subsidiary Staff Charges—												
	Workers' Compensation Insurance Premiums	192	0	5							192	0	5
	Tea Money	48	10	0							48	10	0
	B2. Expenses in connection with Buildings—												
	Fire Insurance Premiums	36	3	7							36	3	7
	Rent	139	4	0							139	4	0
	B3. Transport Expenditure—												
	Travelling and Removal Expenses	10,247	11	7							10,247	11	7
	B4. General Expenditure—												
	Postal and Telegraphic Services	3,963	19	4							3,963	19	4
	Books, Periodicals and Papers	1,030	16	1							1,030	16	1
	Freight and Cartage	45	16	5							45	16	5
	Court-house Grounds—Upkeep of	195	6	5							195	6	5
	Laundry Expenses	47	10	0							47	10	0
	Fuel (Coal, Coke and Firewood)	283	8	7							283	8	7
	Minor Expenses not elsewhere included	45	2	11							45	2	11
		16,275	9	4							16,275	9	4
	OTHER SERVICES—												
	C1. Fees to Special Interpreters not in receipt of Salary ...	69	19	7							69	19	7
	C2. Allowances to witnesses attending Police Courts	1,081	2	10							1,081	2	10
	C3. To provide for difference between allowances and earnings of Bailiffs of Metropolitan Small Debts Courts	800	0	0	1,000	0	0				1,800	0	0
	... Refund of witnesses expenses to Defendant consequent upon the Full Court of the Supreme Court making absolute a Rule of Certiorari				2	2	0				2	2	0
		1,951	2	5	1,002	2	0				2,953	4	5
	Total, Petty Sessions	169,235	1	11	2,171	13	8				171,406	15	7
62	SECTION—PRISONS.												
	SALARIES AND PAYMENTS IN THE NATURE OF SALARY—												
	A1. Salaries and Wages	156,736	14	10	2,151	4	8				158,887	19	6
	A2. Temporary Assistance	7,496	9	9							7,496	9	9
	A3. Allowances	2,087	10	11							2,087	10	11
	A4. Officers on Retirement Leave	320	0	0	837	16	7				1,157	16	7
	A5. Overtime	14,275	2	7	1,539	15	1				15,814	17	8
		180,915	18	1	4,528	16	4				185,444	14	5
	MAINTENANCE AND WORKING EXPENSES (OTHER THAN SALARIES)—												
	B1. Subsidiary Staff Charges—												
	Workers' Compensation Insurance Premiums	1,172	19	11							1,172	19	11
	Tea Money	16	17	6							16	17	6
	B2. Expenses in connection with Buildings—												
	Minors Repairs and Additions to Buildings	2,320	0	0	529	10	1				2,849	10	1
	Rent	91	0	0							91	0	0
	Fire Insurance Premiums	1	12	5							1	12	5
	B3. Subsistence and Transport Expenditure—												
	Travelling and Removal Expenses	4,621	13	7							4,621	13	7
	Maintenance of Motor Vehicles	2,876	13	5							2,876	13	5
	Insurance Premiums—Motor Vehicles	192	2	4							192	2	4
	B4. General Expenditure—												
	Postal and Telegraphic Services	1,190	15	5							1,190	15	5
	Books, Periodicals and Papers	157	2	0							157	2	0
	Fuel and Light	6,068	0	10							6,068	0	10
	Provisions and Drugs for Prisoners	33,900	0	0	2,956	6	8				36,856	6	8
	Photography in Gaols	52	1	0							52	1	0
	Gratuities to Prisoners for work performed	12,359	0	9							12,359	0	9
	Expenses of Printing in Gaols	262	6	10							262	6	10
	Freight and Cartage	2,292	1	5							2,292	1	5
	Fodder for Horses and Cattle	598	4	4							598	4	4
	Special Medical and Dental Attention	67	12	0							67	12	0
	Carried forward	68,240	3	9	3,485	16	9				71,726	0	6
	Carried forward	180,915	18	1	4,528	16	4				185,444	14	5

DETAIL STATEMENT OF PAYMENTS, CONSOLIDATED REVENUE FUND—*continued.*

No. of Ap- propriation.	HEAD OF SERVICE.	PAYMENTS UNDER PARLIAMENTARY AUTHORITY	PAYMENTS, TREASURER'S ADVANCE VOTE, TO BE APPROPRIATED.	PAYMENTS UNAUTHORISED IN SUSPENSE.	TOTAL.
		£ s. d.	£ s. d.	£ s. d.	£ s. d.
62	ATTORNEY GENERAL AND MINISTER OF JUSTICE— <i>continued.</i>				
	SECTION—PRISONS— <i>continued.</i>				
	Brought forward	180,915 18 1	4,528 16 4	185,444 14 5
	MAINTENANCE AND WORKING EXPENSES (OTHER THAN SALARIES)— <i>continued.</i>				
	Brought forward	68,240 3 9	3,485 16 9	71,726 0 6
	B4. General Expenditure— <i>continued.</i>				
	Seed, Fertilisers, &c., for Gaol Farms	459 12 8	459 12 8
	Minor Repairs, Additions and Renewals of Gaol Plant	2,438 9 2	2,438 9 2
	Packing	52 19 0	52 19 0
	Maintenance of Office Machines.....	9 9 0	9 9 0
	Rent of Land	104 0 0	104 0 0
	Minor Expenses not elsewhere included	112 12 8	112 12 8
	B5. Provision of Food for Staff	511 15 8	511 15 8
	B6. Purchases—Manufacturing Stores, Plant and General Requisites	61,000 0 0	16,379 7 7	77,379 7 7
		132,929 1 11	19,865 4 4	152,794 6 3
	OTHER SERVICES—				
	C1. Fees Payable to Visiting Committee—Mental Defec- tives (Convicted Persons) Act, No. 19 of 1939.....	142 16 0	142 16 0
	C2. Purchase of Refrigerators for Prisoners' Afforestation Camps.....	315 10 2	315 10 2
	C3. Purchase of Motor Vehicles	822 0 0	822 0 0
	C4. Purchase of Plant to Irrigate Farm Area, East Maitland Gaol.....	235 5 6	235 5 6
		1,515 11 8	1,515 11 8
	Total, Prisons.....	315,360 11 8	24,394 0 8	339,754 12 4
63	SECTION—REGISTRAR-GENERAL.				
	SALARIES AND PAYMENTS IN THE NATURE OF SALARY—				
	A1. Salaries	108,999 4 4	1,385 7 9	110,384 12 1
	A2. Temporary Assistance	68 6 5	68 6 5
	A3. Allowances	1,236 18 9	1,236 18 9
	A4. Officers on Retirement Leave	2,340 7 2	2,340 7 2
	A5. Overtime	1,788 16 0	1,788 16 0
	A6. Monetary Value of Leave payable to Dependent Relatives of Deceased Public Servants	604 19 10	604 19 10
		115,038 12 6	1,385 7 9	116,424 0 3
	MAINTENANCE AND WORKING EXPENSES (OTHER THAN SALARIES)—				
	B1. Subsidiary Staff Charges—				
	Workers' Compensation Insurance Premiums	112 17 11	112 17 11
	Tea Money	379 5 0	379 5 0
	B2. Expenses in connection with Buildings—				
	Fire Insurance Premiums	70 16 8	70 16 8
	Alteration and Removal of Office Fittings.....	5 0 0	5 0 0
	B3. Transport Expenditure—				
	Travelling and Removal Expenses	359 3 9	359 3 9
	B4. General Expenditure—				
	Postal and Telegraphic Services	944 0 0	944 0 0
	Books, Periodicals, Maps and Papers	85 13 5	85 13 5
	Freight and Cartage	56 4 0	56 4 0
	Maintenance and Repairs to Mechanical Appliances	40 0 0	40 0 0
	Allowances to Non-Official District Registrars	5,630 6 6	5,630 6 6
	Contract Engrossing	282 3 4	282 3 4
	Laundry Expenses	29 15 6	29 15 6
	Fuel (Coal, Coke and Firewood) ..	35 2 3	35 2 3
	Metal Presses	108 19 0	108 19 0
	Minor Expenses not elsewhere included	12 7 6	12 7 6
		8,151 14 10	8,151 14 10
	OTHER SERVICES—				
	C1. Advertising.....	475 17 3	475 17 3
	C2. Remission of Fees in certain cases under the Companies Act, 1936	1 0 0	1 0 0
	C3. Remission of Fees payable for registration of Powers of Attorney given by Members of A.I.F., etc.	368 17 6	368 17 6
	... Ex Gratia payment for reimbursement of expenses incurred as a result of incorrect information supplied by Department <i>re</i> registration of births...	9 19 0	9 19 0
		845 14 9	9 19 0	855 13 9
	Total, Registrar-General	124,036 2 1	1,395 6 9	125,431 8 10
	Total, Attorney-General and Minister of Justice.....	900,800 19 8	31,538 0 0	932,338 19 8

DETAIL STATEMENT OF PAYMENTS, CONSOLIDATED REVENUE FUND—continued.

No. of Appropriation	HEAD OF SERVICE.	PAYMENTS UNDER PARLIAMENTARY AUTHORITY.	PAYMENTS, TREASURER'S ADVANCE VOTE, TO BE APPROPRIATED.	PAYMENTS UNAUTHORISED IN SUSPENSE.	TOTAL.
		£ s. d.	£ s. d.	£ s. d.	£ s. d.
64	SECRETARY FOR LANDS.				
	SECTION—LANDS ADMINISTRATION.				
	SALARIES AND PAYMENTS IN THE NATURE OF SALARY—				
	A1. Salaries	184,337 2 1	959 17 8	185,296 19 9
	A2. Temporary Assistance	413 13 9	413 13 9
	A3. Allowances	2,883 18 6	2,883 18 6
	A4. Officers on Retirement Leave	3,279 13 9	3,279 13 9
	A5. Overtime	742 12 11	742 12 11
	A6. Monetary Value of Leave payable to Dependent Relatives of Deceased Public Servants	540 14 5	540 14 5
		192,197 15 5	959 17 8	193,157 13 1
	MAINTENANCE AND WORKING EXPENSES (OTHER THAN SALARIES)—				
	B1. Subsidiary Staff Charges—				
	Workers' Compensation Insurance Premiums	228 16 3	228 16 3
	Tea Money	156 2 6	156 2 6
	B2. Expenses in Connection with Buildings—				
	Rent of Premises—Wheat Industry Stabilisation Staff	139 10 0	139 10 0
	Fire Insurance	127 9 4	127 9 4
	B3. Transport Expenditure—				
	Travelling and Removal Expenses	10,368 2 5	10,368 2 5
	Aviation Personal Accident Insurance	7 19 0	7 19 0
	B4. General Expenditure—				
	Fuel (Kerosene, Coal, Coke and Firewood)	355 3 6	355 3 6
	Postal and Telegraphic Services	3,403 14 2	3,403 14 2
	Books, Periodicals and Papers	124 6 3	124 6 3
	Freight and Cartage	527 2 10	527 2 10
	Fees to Members of Local Land Boards	853 11 0	853 11 0
	Preparation of Deeds by Contract	368 3 11	368 3 11
	Plans, Tracings and Copying by Contract	1,158 8 1	1,158 8 1
	Commission and Sundry Expenses—Sale of Crown Lands	1 1 0	1 1 0
	Law Costs	60 2 6	60 2 6
	Laundry Expenses	71 18 10	71 18 10
	Maintenance of Office Accounting Machines	29 15 9	29 15 9
	Lithographic Printing and other Machinery—				
	Maintenance and Repairs	114 10 2	114 10 2
	Witnesses' Expenses	0 15 0	0 15 0
	South-west Wheat Area Reconstruction—Fees and Allowances of Settlers' Representative	839 0 5	839 0 5
	Classification Committee under the War Service (Land Settlement) Act, 1941—Fees and allowances of Lay Member	511 16 3	511 16 3
	State Committee of Review, Wheat Industry Stabilization—Fees and Allowances	28 16 6	28 16 6
	Minor Expenses not elsewhere included	110 13 11	110 13 11
		19,579 0 7	7 19 0	19,586 19 7
	OTHER SERVICES—				
	Towards the Maintenance and Improvement of—				
	C1. Kuring-gai Chase	2,500 0 0	2,500 0 0
	C2. Captain Cook's Landing Place, Kurnell, and La Perouse Monument	735 0 0	735 0 0
	C3. Vaucluse Park	425 0 0	425 0 0
	C4. Nielsen Park	213 0 0	213 0 0
	C5. Ashton Park	600 0 0	600 0 0
	C6. The National Park	4,500 0 0	4,500 0 0
	C7. Blue Mountains Sight Reserves	1,075 0 0	1,075 0 0
	C8. Parramatta Park	475 0 0	475 0 0
	C9. Cook Park, Lady Robinson's Beach	150 0 0	150 0 0
	C10. Bunnerong Cemetery	170 0 0	170 0 0
	C11. Grave of the Late Sir Henry Parkes, Faulconbridge Cemetery	5 0 0	5 0 0
	C12. New England National Park	170 0 0	170 0 0
	C13. Lady Fuller Park, Sublime Point	85 0 0	85 0 0
	C14. Katoomba-Leura Group, Blue Mountain Sight Reserves	245 0 0	245 0 0
	C15. Lake Macquarie Park	43 0 0	43 0 0
	C16. Lane Cove National Park	925 0 0	925 0 0
	C17. Garrawarra Park	43 0 0	43 0 0
	C18. Rodd Island	256 0 0	256 0 0
	C19. Pulbah Island, Lake Macquarie	95 19 9	95 19 9
	C20. Miscellaneous Parks and Cemeteries	4,000 0 0	1,000 0 0	5,000 0 0
	C22. To meet lessor's contribution to license fee for the year ending 30th June, 1945, in respect of hotel licensed premises erected on Special Lease 1922/16, Newcastle	174 16 7	174 16 7
	Carried forward	£ 16,885 16 4	1,000 0 0	17,885 16 4
	Carried forward	£ 211,776 16 0	967 16 8	212,744 12 8

DETAIL STATEMENT OF PAYMENTS, CONSOLIDATED REVENUE FUND—continued.

No. of Ap- propriation.	HEAD OF SERVICE.	PAYMENTS UNDER PARLIAMENTARY AUTHORITY.			PAYMENTS, TREASURER'S ADVANCE VOTE, TO BE APPROPRIATED.			PAYMENTS UNAUTHORISED IN SUSPENSE.			TOTAL.		
		£ s. d.			£ s. d.			£ s. d.			£ s. d.		
64	SECRETARY FOR LANDS—continued.												
	SECTION—LANDS ADMINISTRATION—continued.												
	Brought forward	£	211,776	16 0		967	16 8				212,744	12 8	
	OTHER SERVICES—continued—												
	Brought forward	£	16,885	16 4		1,000	0 0				17,885	16 4	
	C23. To meet cost of removal of Structures from forfeited Special Leases 1923/4 and 1924/11 Metropolitan (Old Baths and Jetty at Brighton-le-Sands)—further sum		1,000	0 0							1,000	0 0	
	Acquisition and Improvement of Land acquired for Parks, etc.—												
	C24. Towards the Purchase, Acquisition, or Resumption of Sites for Public Parks, Resumption of Foreshores, and other Public Purposes, and expenses in connection therewith		5,169	2 2							5,169	2 2	
	C27. Acquisition of land at Tuncurry in connection with proposed Crown Subdivision		60	0 0							60	0 0	
	C28. Compensation in connection with Resumption of Lands for Roads, under the Public Roads Act, 1902		31	4 9							31	4 9	
	Subdivision and Improvement of Crown Lands for Sale, etc.—												
	C29. For Construction of Roads, Water Conservation (including maintenance of bores and tanks) and otherwise improving Lands for Settlement and other purposes		2,361	12 5							2,361	12 5	
	C30. To meet payments to certain Soldier Settlers in consideration of voluntary vacation of their farms... ..		929	0 0							929	0 0	
	C32. Compensation for improvements effected on long-term leases withdrawn for settlement.....		10	6 8							10	6 8	
	C33. For destruction of Wild Dogs on Crown Lands, Pilliga Scrub Area		83	15 4							83	15 4	
	... Adjustment of Closer Settlement charges on Conditional Purchases 20/56 Parkes, and 13/21 Inverell					285	5 7				285	5 7	
			26,530	17 8		1,285	5 7				27,816	3 3	
	Total, Lands Administration	£	238,307	13 8		2,253	2 3				240,560	15 11	
65	SECTION—SURVEY OF LANDS.												
	SALARIES AND PAYMENTS IN THE NATURE OF SALARY—												
	A1. Salaries		27,990	15 7		165	13 10				28,156	9 5	
	A3. Allowances		431	6 11							431	6 11	
			28,422	2 6		165	13 10				28,587	16 4	
	MAINTENANCE AND WORKING EXPENSES (OTHER THAN SALARIES)—												
	B1. Subsidiary Staff Charges—												
	Workers' Compensation Insurance Premiums		410	7 3							410	7 3	
	B2. Expenses in connection with Buildings—												
	Fire Insurance		1	8 1							1	8 1	
	B3. Transport Expenditure—												
	Travelling and Removal Expenses (including Equipment and Forage Allowances)		11,644	17 7							11,644	17 7	
	Maintenance of Motor Vehicles		567	7 2							567	7 2	
	Insurance of Motor Vehicles		29	0 4							29	0 4	
	B4. General Expenditure—												
	Cost of Surveys by Contract		720	7 6							720	7 6	
	Wages of Surveyors' Labourers (including Trigonometrical Survey)		11,209	14 9							11,209	14 9	
	Wages of Snow Belt Rangers		714	19 0							714	19 0	
	Board of Surveyors—Fees and Examination Costs		316	15 7							316	15 7	
	Survey Instruments—												
	Purchases, Repairs and Insurance		20	15 8							20	15 8	
	Technical Books		1	2 6							1	2 6	
	Timber, Cement and Sundry Stores for Surveyors in the Field		153	8 11							153	8 11	
	Minor Expenses not elsewhere included		2	9 0							2	9 0	
			25,792	13 4							25,792	13 4	
	OTHER SERVICE—												
	C1. Purchase of Motor Vehicle and Special Equipment		489	0 11							489	0 11	
	Total, Survey of Lands.....	£	54,703	16 9		165	13 10				54,869	10 7	

DETAIL STATEMENT OF PAYMENTS, CONSOLIDATED REVENUE FUND—*continued.*

No. of Ap- propriation.	HEAD OF SERVICE.	PAYMENTS UNDER PARLIAMENTARY AUTHORITY.			PAYMENTS, TREASURER'S ADVANCE VOTE, TO BE APPROPRIATED.			PAYMENTS UNAUTHORISED IN SUSPENSE.			TOTAL.		
		£	s.	d.	£	s.	d.	£	s.	d.	£	s.	d.
66	SECRETARY FOR LANDS— <i>continued.</i>												
	SECTION—WESTERN LANDS OFFICE.*												
	SALARIES AND PAYMENTS IN THE NATURE OF SALARY—												
	A1. Salaries	7,479	2	4			7,479	2	4
	A2. Temporary Assistance	24	2	0			24	2	0
	A3. Allowances	511	17	6			511	17	6
	A5. Overtime	426	14	1			426	14	1
		8,441	15	11			8,441	15	11
	MAINTENANCE AND WORKING EXPENSES (OTHER THAN SALARIES)—												
	B1. Subsidiary Staff Charges—												
	Workers' Compensation Insurance Premiums	42	6	0			42	6	0
	Tea Money	48	10	0			48	10	0
	B2. Expenses in Connection with Buildings—												
	Rent of Office at Mildura	26	10	0			26	10	0
	Fire Insurance	0	8	0			0	8	0
	B3. Transport Expenditure—												
	Travelling and Removal Expenses (including Equipment Allowance to Surveyors)	2,919	3	0			2,919	3	0
	B4. General Expenditure—												
	Postal and Telegraphic Services	294	13	4			294	13	4
	Wages of Surveyors' Labourers	1,019	0	4			1,019	0	4
	Costs of Surveys by Contract	6,512	9	7			6,512	9	7
	Payments to Contract Draftsmen	115	3	5			115	3	5
	Legal Expenses—Appeals to Land and Valuation Court, etc.	92	12	6			92	12	6
	Fees and Allowances to Lay Members of Land Boards and Witnesses' Expenses	503	1	11			503	1	11
	Laundry Expenses	1	14	4			1	14	4
	Purchase of Survey Marks	1	7	2			1	7	2
	Minor Expenses not elsewhere included	23	17	6			23	17	6
		11,600	17	1			11,600	17	1
	OTHER SERVICES—												
	C1. Towards Cost of Maintenance of Dog-proof Fence on South Australian Boundary	1,300	0	0			1,300	0	0
	C2. Destruction of Noxious Weeds in Western Division	6	0	0			6	0	0
	C3. To meet Lessors' Contributions to License Fees for the year ending 30th June, 1945, in respect of Hotel Licensed Premises on Western Lands Leases Nos. 1790 and 2211	39	3	11			39	3	11
		1,345	3	11			1,345	3	11
	Total, Western Lands Office	£ 21,387	16	11			21,387	16	11
67	SECTION—LETTER DELIVERY BUREAUX. (Sydney and Newcastle).												
	SALARIES AND PAYMENTS IN THE NATURE OF SALARY—												
	A1. Salaries	2,774	15	1			2,774	15	1
	A2. Temporary Assistance	140	12	1			140	12	1
	A3. Allowances	89	14	8			89	14	8
		3,005	1	10			3,005	1	10
	MAINTENANCE AND WORKING EXPENSES (OTHER THAN SALARIES)—												
	B1. Subsidiary Staff Charges—												
	Workers' Compensation Insurance Premiums	10	13	4			10	13	4
	B3. Transport Expenditure—												
	Maintenance of Motor Vehicles	69	11	2			69	11	2
	Insurance of Motor Vehicles	6	4	2			6	4	2
	B4. General Expenditure—												
	Minor Expenses not elsewhere included	6	6	6			6	6	6
		92	15	2			92	15	2
	OTHER SERVICE—												
	... Purchase of Motor Cycle and Side Box			211	13	0			211	13	0
	Total, Letter Delivery Bureaux	£ 3,097	17	0	211	13	0			3,309	10	0
	Total, Secretary for Lands	£ 317,497	4	4	2,630	9	1			320,127	13	5

*Salaries of the Commissioner and Chairmen (£3,500) provided under "Special Appropriations," see page 82.

DETAIL STATEMENT OF PAYMENTS, CONSOLIDATED REVENUE FUND—continued.

No. of Appropriation.	HEAD OF SERVICE.	PAYMENTS UNDER PARLIAMENTARY AUTHORITY.	PAYMENTS, TREASURER'S ADVANCE VOTE, TO BE APPROPRIATED.	PAYMENTS UNAUTHORISED IN SUSPENSE.	TOTAL.
		£ s. d.	£ s. d.	£ s. d.	£ s. d.
68	MINISTER FOR PUBLIC WORKS.				
	SECTION—CENTRAL ADMINISTRATION, HEAD AND DISTRICT OFFICES.				
	SALARIES AND PAYMENTS IN THE NATURE OF SALARY—				
	A1. Salaries	170,000 0 0	5,645 1 2	2,571 17 8	178,216 18 10
	A2. Temporary Assistance	1,535 14 0	1,535 14 0
	A3. Allowances	6,472 18 5	6,472 18 5
	A4. Officers on Retirement Leave	3,465 2 6	3,465 2 6
	A5. Overtime	826 18 10	826 18 10
	A6. Monetary Value of Leave Payable to Dependent Relatives of Deceased Public Servants	570 13 7	570 13 7
		182,871 7 4	5,645 1 2	2,571 17 8	191,088 6 2
	MAINTENANCE AND WORKING EXPENSES (OTHER THAN SALARIES)—				
	B1. Subsidiary Staff Charges—				
	Workers' Compensation Insurance Premiums	288 14 4	288 14 4
	Tea Money	445 5 0	445 5 0
	B2. Expenses in Connection with Buildings—				
	Cleaning (Country offices)	634 8 10	634 8 10
	Rent	78 0 0	78 0 0
	B3. Transport Expenditure—				
	Travelling and Removal Expenses	11,615 6 9	11,615 6 9
	Hire, Running, and Maintenance Expenses of Departmental Motor Vehicles	10,175 12 4	1,817 9 2	11,993 1 6
	B4. General Expenditure—				
	Fuel (Coal, Coke and Firewood)	79 4 3	79 4 3
	Postal and Telegraphic Services	1,679 14 11	1,679 14 11
	Books, Periodicals and Papers	325 15 3	325 15 3
	Maintenance of Office Machines and Instruments	442 5 4	442 5 4
	Freight and Cartage	253 14 1	253 14 1
	Laundry Expenses	74 1 8	74 1 8
	Insurance Premiums other than Workers' Compensation	654 0 2	654 0 2
	Minor Expenses not elsewhere included	167 9 9	167 9 9
		26,913 12 8	1,817 9 2	28,731 1 10
	OTHER SERVICES—				
	C1. Maintenance of Public Works and Services, including Renewals, Surveys and Investigations—				
	Harbours and Rivers	80,753 8 3	80,753 8 3
	Dredge Service	202,912 14 3	202,912 14 3
	Public Buildings generally	133,530 6 6	*133,530 6 6
	Water Supply, Sewerage and Stormwater Drainage	23,499 6 11	23,499 6 11
	State Power Supply	452 5 4	452 5 4
	Electricity, Gas, &c.	68,990 16 2	*68,990 16 2
	State Telephone Services	46,435 6 7	*46,435 6 7
	River Murray Waters, Lock and Weirs	11,500 0 0	11,500 0 0
	Purchase of Survey Instruments, &c.	438 16 6	438 16 6
	National Emergency Services	47,641 2 3	47,641 2 3
	C2. Services for other Departments—Not recoupable... ..	39,098 0 5	39,098 0 5
	C3. Maintenance and Improvement of Landing Grounds in the Western Division	275 7 5	275 7 5
	C4. South-west Tablelands Water Supply—Estimated Deficit on Working	20,237 18 7	20,237 18 7
	C6. Maintenance of Anzac Memorial, Hyde Park	2 5 4	2 5 4
	C7. Repairs to Police Barriers	80 0 0	80 0 0
	C8. Purchase of Helio Machine and Accessories	140 0 0	412 18 1	552 18 1
	C9. Circular Quay Improvements—				
	Cleaning Promenade, Painting and General Maintenance of Fences, etc.	473 17 7	473 17 7
	C10. Sewerage Installation at Broken Hill—Advance to Broken Hill Water Board	10,000 0 0	10,000 0 0
	C11. Leichhardt Depot—Care and Custody of Idle Plant and Stock	4,814 2 0	4,814 2 0
	C12. Junee Water Supply—Estimated Deficit on Working	4,558 4 6	4,558 4 6
	C14. Snowy River Investigations—Committee's Expenses	350 0 0	595 11 3	945 11 3
	C15. Testing Branch—Estimated Deficit on Working... ..	3,691 0 0	3,691 0 0
	C17. Fish River Water Supply—Contribution	69,092 0 0	69,092 0 0
	C18. Wembley Chambers—Accommodation for Public Solicitor	504 4 8	504 4 8
	C20. Mascot West—Compensation for Destruction of Vegetables	23 0 0	23 0 0
	C21. Grants to Municipal, Shire and County Councils for construction, repair and renewal of works	22,493 7 6	22,493 7 6
	C22. Grants to Municipal and Shire Councils in respect of flood damage	7,500 0 0	7,500 0 0
	C23. Metropolitan Water Board—Deficiency on Revenue—Water Mains	8 10 3	8 10 3
	C24. Testing Branch—Refunds due to Companies prior to establishment of Special Deposit Account	265 6 7	265 6 7
	... Redesigning and Reconditioning certain Rooms, Removal of Records, etc., at the Auditor-General's Department	2,190 0 0	2,190 0 0
	Carried forward	799,761 7 7	3,198 9 4	802,959 16 11
	Carried forward	209,785 0 0	7,462 10 4	2,571 17 8	219,819 8 0

*For the distribution of these amounts over Departments concerned, see page 101.

DETAIL STATEMENT OF PAYMENTS, CONSOLIDATED REVENUE FUND—continued

No. of Appropriation.	HEAD OF SERVICE.	PAYMENTS UNDER PARLIAMENTARY AUTHORITY.			PAYMENTS, TREASURER'S ADVANCE VOTE, TO BE APPROPRIATED.			PAYMENTS UNAUTHORISED IN SUSPENSE.			TOTAL.		
		£	s.	d.	£	s.	d.	£	s.	d.	£	s.	d.
68	MINISTER FOR PUBLIC WORKS—continued.												
	SECTION—CENTRAL ADMINISTRATION, HEAD AND DISTRICT OFFICES—continued.												
	Brought forward.....	£	209,785	0 0		7,462	10 4		2,571	17 8		219,819	8 0
	OTHER SERVICES—continued.												
	Brought forward	£	799,761	7 7		3,198	9 4				802,959	16 11
	... Newcastle District—Recovery of Dumb Punt No. 65, by Messrs. Allanson and Nunn					10	0 0					10	0 0
	... Newcastle Police Premises—Re-roofing					28	7 9					28	7 9
	... Payment of Monetary Value of untaken Recreation Leave to Officer at date of retirement.....					8	19 5					8	19 5
	... Mr. D. L. McLarty—Payment for Services rendered as Joint Assessor with the Department's Claim for Compensation from the Navy Department for the use of the Dredge "Stockton," Barge "Rhea" and Punt No. 71					52	10 0					52	10 0
			799,761	7 7		3,298	6 6				803,059	14 1
	Total, Central Administration, Head and District Offices	£	1,009,546	7 7		10,760	16 10		2,571	17 8		1,022,879	2 1
69	SECTION—NEW SOUTH WALES GOVERNMENT ENGINEERING AND SHIPBUILDING UNDERTAKING.												
	OTHER SERVICES—												
	C1. Government Dockyard, Newcastle, excluding Floating Dock		5,000	0 0		2,490	0 0				7,490	0 0
	C2. Government Dockyard, Newcastle, Floating Dock, excluding hire operations.....		11,119	9 6				11,119	9 6
	Total, New South Wales Government Engineering and Shipbuilding Undertaking	£	16,119	9 6		2,490	0 0				18,609	9 6
	Total, Minister for Public Works	£	1,025,665	17 1		13,250	16 10		2,571	17 8		1,041,488	11 7
70	MINISTER FOR LOCAL GOVERNMENT.												
	SECTION—LOCAL GOVERNMENT.												
	SALARIES AND PAYMENTS IN THE NATURE OF SALARY—												
	A1. Salaries		22,740	12 8		56	14 6				22,797	7 2
	A2. Temporary Assistance		137	4 1				137	4 1
	A3. Allowances		445	0 2				445	0 2
	A4. Officers on Retirement Leave		460	7 4				460	7 4
	A5. Overtime		147	3 4				147	3 4
	A6. Monetary Value of Leave payable to Dependent Relatives of Deceased Public Servants		16	15 4				16	15 4
			23,947	2 11		56	14 6				24,003	17 5
	MAINTENANCE AND WORKING EXPENSES (OTHER THAN SALARIES)—												
	B1. Subsidiary Staff Charges—												
	Workers' Compensation Insurance Premiums		29	8 1				29	8 1
	Tea Money		42	0 0				42	0 0
	B2. Expenses in Connection with Buildings—												
	Fire Insurance Premiums			37	19 10				37	19 10
	B3. Transport Expenditure—												
	Travelling and Removal Expenses		439	18 5				439	18 5
	B4. General Expenditure—												
	Postal and Telegraphic Services		514	9 1				514	9 1
	Books, Periodicals and Papers		89	1 0				89	1 0
	Maintenance of Office Machines		3	17 11				3	17 11
	Freight and Cartage		12	1 8				12	1 8
	Laundry Expenses.....		2	19 11				2	19 11
	Fees for attending meetings of the Local Government Clerks and Auditors, Engineers, Electrical Engineers and Gas Engineers Examination Committees—Setting and Marking Papers		355	19 7				355	19 7
	Fees and expenses connected with the functioning of the Electrical Contractors and Electricians' Licensing Committee		205	17 8				205	17 8
	Minor Expenses not elsewhere included		8	16 9				8	16 9
	Removal Expenses of Shelves, etc.			43	0 0				43	0 0
	Removal Expenses of Electrical Contractors and Electrical Licensing Committee to new location			20	0 0				20	0 0
			1,704	10 1		100	19 10				1,805	9 11
	Carried forward	£	25,651	13 0		157	14 4				25,809	7 4

DETAIL STATEMENT OF PAYMENTS, CONSOLIDATED REVENUE FUND—*continued*.

No. of Appropriation.	HEAD OF SERVICE.	PAYMENTS UNDER PARLIAMENTARY AUTHORITY.			PAYMENTS, TREASURER'S ADVANCE VOTE, TO BE APPROPRIATED.			PAYMENTS UNAUTHORISED IN SUSPENSE.			TOTAL.		
		£	s.	d.	£	s.	d.	£	s.	d.	£	s.	d.
	MINISTER FOR LOCAL GOVERNMENT— <i>continued</i> .												
70	SECTION—LOCAL GOVERNMENT— <i>continued</i> .												
	Brought forward	£	25,651	13 0		157	14 4			25,809	7 4	
	OTHER SERVICES—												
	C1. Purchase of Survey Instruments, etc.		10	14 3							10	14 3	
	C2. Endowment of Shires	176,587	10 0								176,587	10 0	
	C3. Grants to assist Shires and Municipalities	9,860	11 0								9,860	11 0	
	C4. To recoup Shires and Municipalities for increased Cost of Working Public Ferries due to the Remission of Tolls	8,400	0 0			25	6 8				8,425	6 8	
	C5. Fares of Delegates and Executive Officers attending Conferences and Executive Committee Meetings of various Local Governing Bodies, and entertaining Delegates	650	4 4								650	4 4	
	C6. Surf Life Saving Association and Royal Life Saving Society—Subsidies to be used for spreading knowledge of the most approved methods of life saving, and for promoting the formation of life saving clubs, where no clubs exist	2,000	0 0								2,000	0 0	
	C7. The Illawarra Regional Planning Advisory Committee—Expenses	9	9 0								9	9 0	
	C8. Electricity and Gas Advisory Committees—Gas and Electricity Act, 1935—Expenses	175	0 0			1	11 3				176	11 3	
	C9. Destruction of Noxious Weeds	3,000	0 0								3,000	0 0	
	C13. Capertee Planning Committee—To Provide for Expenses, etc.	69	15 0								69	15 0	
	C14. Contribution to Shires and Municipalities towards cost of acquiring bush fire fighting equipment	1,819	2 6								1,819	2 6	
	... Town and Country Planning Advisory Committee—expenses, etc.					335	0 0				335	0 0	
	... Reprint of Electoral Rolls for Local Government Elections					370	4 1				370	4 1	
		202,582	6 1			732	2 0				203,314	8 1	
	Total, Local Government	£	228,233	19 1		889	16 4			229,123	15 5	
71	SECTION—VALUER GENERAL.*												
	SALARIES AND PAYMENTS IN THE NATURE OF SALARY—												
	A1. Salaries	33,529	4 9			299	18 7				33,829	3 4	
	A2. Temporary Assistance	386	14 9								386	14 9	
	A3. Allowances	642	1 11								642	1 11	
	A4. Officers on Retirement Leave					656	5 9				656	5 9	
	A5. Overtime	477	8 11								477	8 11	
	A6. Monetary Value of Leave payable to Dependent Relatives of Deceased Public Servants	10	11 11								10	11 11	
		35,046	2 3			956	4 4			36,002	6 7	
	MAINTENANCE AND WORKING EXPENSES (OTHER THAN SALARIES)—												
	B1. Subsidiary Staff Charges—												
	Worker's Compensation Insurance Premiums.....	73	19 11								73	19 11	
	Tea Money	126	7 6								126	7 6	
	B2. Expenses in Connection with Buildings—												
	Rents	2,510	3 3								2,510	3 3	
	B3. Transport Expenditure—												
	Travelling and Removal Expenses.....	3,683	3 2								3,683	3 2	
	B4. General Expenditure—												
	Postal and Telegraphic Services	1,712	18 2								1,712	18 2	
	Freight and Cartage	40	2 3								40	2 3	
	Books, Periodicals and Papers	22	11 10								22	11 10	
	Laundry Expenses	3	15 4								3	15 4	
	Court Expenses	135	9 0								135	9 0	
	Maintenance of Office Machines	10	1 3								10	1 3	
	Minor Expenses not elsewhere included	4	12 6								4	12 6	
		8,323	4 2								8,323	4 2	
	Total, Valuer General	£	43,369	6 5		956	4 4			44,325	10 9	
	Total, Minister for Local Government	£	271,603	5 6		1,846	0 8			273,449	6 2	

DETAIL STATEMENT OF PAYMENTS, CONSOLIDATED REVENUE FUND—continued.

No. of Ap- propriation.	HEAD OF SERVICE.	PAYMENTS UNDER PARLIAMENTARY AUTHORITY.	PAYMENTS, TREASURER'S ADVANCE VOTE, TO BE APPROPRIATED.	PAYMENTS UNAUTHORISED IN SUSPENSE.	TOTAL.
		£ s. d.	£ s. d.	£ s. d.	£ s. d.
72	MINISTER FOR HOUSING.				
	SECTION—HEAD OFFICE.				
	SALARIES AND PAYMENTS IN THE NATURE OF SALARY—				
	A1. Salaries	726 15 0	726 15 0
	A3. Allowances	260 3 4	260 3 4
	A5. Overtime	10 17 7	10 17 7
		997 15 11	997 15 11
	MAINTENANCE AND WORKING EXPENSES (OTHER THAN SALARIES)—				
	B1. Subsidiary Staff Charges—				
	Workers' Compensation Insurance Premiums	1 17 4	1 17 4
	Tea Money	64 12 6	64 12 6
	B3. Subsistence and Transport Expenditure—				
	Travelling and Removal Expenses	27 0 1	27 0 1
	B4. General Expenditure—				
	Postal and Telegraphic Services	75 8 2	75 8 2
	Books, Periodicals and Papers	46 11 10	46 11 10
	Laundry Expenses	0 5 5	0 5 5
	Minor Expenses not elsewhere included	2 0 9	2 0 9
		217 16 1	217 16 1
	OTHER SERVICES—				
	C1. Rent payable to Resumed Properties Department for Homes occupied by widows of soldiers at Dacey- ville Garden Suburb	1,379 6 0	1,379 6 0
	C2. Housing Commission of New South Wales—Contri- bution to the Housing Account	33,927 0 0	33,927 0 0
		35,306 6 0	35,306 6 0
	Total, Minister for Housing	£ 36,521 18 0	36,521 18 0
73	PUBLIC INSTRUCTION.				
	SECTION—HEAD OFFICE.				
	SALARIES AND PAYMENTS IN THE NATURE OF SALARY—				
	A1. Salaries and Wages	129,512 10 3	129,512 10 3
	A2. Temporary Assistance	1,366 19 11	1,366 19 11
	A3. Allowances	2,869 0 0	2,869 0 0
	A4. Officers on Retirement Leave	2,506 7 9	2,506 7 9
	A5. Overtime	3,328 13 3	3,328 13 3
	A6. Monetary Value of Leave payable to Dependent Relatives of Deceased Public Servants	864 3 8	864 3 8
		140,447 14 10	140,447 14 10
	MAINTENANCE AND WORKING EXPENSES (OTHER THAN SALARIES)—				
	B1. Subsidiary Staff Charges—				
	Workers' Compensation Insurance Premiums	98 17 8	98 17 8
	Tea Money	589 2 6	589 2 6
	B2. Expenses in Connection with Buildings—				
	Rent (Offices of Inspectors and Others)	474 8 10	474 8 10
	Minor repairs and alterations, erection of fit- tings, repairs, alterations, and improvements to office furniture, &c.	10 8 0	10 8 0
	Insurance of Departmental Property	561 8 4	561 8 4
	B3. Transport Expenditure—				
	Travelling and Removal Expenses, including expenses of Members of Executive of Parents and Citizens' Federation, attending Annual Conference, and in connection with Physical Training	9,831 17 4	9,831 17 4
	Travelling Expenses of Teacher Librarians	291 13 1	291 13 1
	B4. General Expenditure—				
	Postal and Telegraphic Services	4,072 9 1	4,072 9 1
	Books, Periodicals and Papers (including Sta- tionery Supplies and Printing not elsewhere provided)	168 17 9	168 17 9
	Freight and Cartage (including provision for removal of rubbish from office and store)	5 6 9	5 6 9
	Maintenance of Office Accounting and other Machines and Hire of Machines	374 8 3	374 8 3
	Fuel (Coal, Coke and Firewood, etc.)	41 17 7	41 17 7
	Minor expenses not elsewhere included	71 15 9	71 15 9
		16,592 10 11	16,592 10 11
	Carried forward	£ 157,040 5 9	157,040 5 9

DETAIL STATEMENT OF PAYMENTS, CONSOLIDATED REVENUE FUND—*continued.*

No. of Ap- propriation.	HEAD OF SERVICE.	PAYMENTS UNDER PARLIAMENTARY AUTHORITY.			PAYMENTS, TREASURER'S ADVANCE VOTE, TO BE APPROPRIATED.			PAYMENTS UNAUTHORISED IN SUSPENSE.			TOTAL.		
		£	s.	d.	£	s.	d.	£	s.	d.	£	s.	d.
73	PUBLIC INSTRUCTION— <i>continued.</i>												
	SECTION—HEAD OFFICE— <i>continued.</i>												
	Brought forward	£	157,040	5 9			157,040	5 9	
	OTHER SERVICES—												
	C1. Grants in Aid of Public Institutions—												
	Sydney University—Grant for Social Services												
	Activities	2,600	0	0			2,600	0	0
	Linnean Society	100	0	0			100	0	0
	Royal Australian Historical Society	500	0	0			500	0	0
	Royal Society	400	0	0			400	0	0
	Grant in aid of Kindergarten Classes	10,000	0	0			10,000	0	0
	To provide for Travelling Scholarships for Art ...	339	17	7			339	17	7
	Workers' Educational Association	770	0	0			770	0	0
	Children's Library Movement	1,000	0	0			1,000	0	0
	Geographic Society of N.S.W.	200	0	0			200	0	0
	For the education and maintenance of a number of inmates of the New South Wales Institution for the Deaf, Dumb and Blind, and to meet the travelling expenses of inmates and attendants at Institutions and Schools for the Deaf, Dumb and Blind	756	15	11			756	15	11
	Royal Zoological Society of N.S.W.	50	0	0			50	0	0
	Sydney University—Subsidy	50,000	0	0			50,000	0	0
	Grant to University Settlement	500	0	0			500	0	0
	C2. Far West Children's Seaside Health Fund—Grant ...	100	0	0			100	0	0
	C3. Royal Life Saving Society—Grant in recognition of work being done in Schools	100	0	0			100	0	0
	C4. Grant to Public Schools' Amateur Athletic As- sociation towards cost of administration of School Sport	350	0	0			350	0	0
	C5. Australian Forestry League — Schools Branch — Grant	50	0	0			50	0	0
	C6. Escorts for Pay Clerks	171	5	0			171	5	0
	C7. Establishment and Maintenance of School Libraries	2,960	7	1			2,960	7	1
	C8. New England University College—Grant to meet difference between Receipts and Payments, in terms of University and University Colleges Act, 1900–1937	21,584	14	2			21,584	14	2
	C9. Documentary Films Committee — Expenses connected therewith.....	133	8	0			133	8	0
	C10. Vocational Guidance—Expenditure in connection with	300	0	0	174	3	11			474	3	11
	C11. To provide accommodation, Libraries, equipment, Syllabus, etc., and to meet cost of Camps for Physical Education	818	18	5			818	18	5
	C12. Subsidies towards Cost of Purchase of Equipment for Visual Education—Purchase and Hire of Films	572	17	7			572	17	7
	C13. Federation of Parents and Citizens' Associations— Grant to meet part payment of Secretary's Salary and Office Expenses	150	0	0			150	0	0
	C14. Extension of Adult Education	9,851	1	9			9,851	1	9
	C15. Distribution of Milk to School Children.....	57,739	0	9			57,739	0	9
	C17. Funds for Children's Libraries not within the Children's Library Movement.....	500	0	0			500	0	0
	C20. Expenses in connection with scheme for Vegetable Growing in Schools	1,500	0	0	340	2	5			1,840	2	5
	C21. Grant to Band Association of New South Wales ...	250	0	0			250	0	0
	... Purchase of Books for transmission to Ardwick Selective Central School, Manchester, England			11	19	10			11	19	10
		164,348	6	3	526	6	2			164,874	12	5
	Total, Public Instruction, Head Office	£	321,388	12 0	526	6	2			321,914	18	2
74	SECTION—MEDICAL BRANCH.												
	SALARIES AND PAYMENTS IN THE NATURE OF SALARY—												
	A1. Salaries and Wages	31,589	11	3			31,589	11	3
	A3. Allowances	100	0	0			100	0	0
	A4. Officers on Retirement Leave.....	390	0	5			390	0	5
	Carried forward	£	32,079	11 8			32,079	11	8

DETAIL STATEMENT OF PAYMENTS, CONSOLIDATED REVENUE FUND—*continued.*

No of Appropriation.	HEAD OF SERVICE.	PAYMENTS UNDER PARLIAMENTARY AUTHORITY.	PAYMENTS TREASURER'S ADVANCE VOTE TO BE APPROPRIATED.	PAYMENTS UNAUTHORISED IN SUSPENSE.	TOTAL.
		£ s. d.	£ s. d.	£ s. d.	£ s. d.
74	PUBLIC INSTRUCTION— <i>continued.</i>				
	SECTION—MEDICAL BRANCH— <i>continued.</i>				
	Brought forward	£ 32,079 11 8	32,079 11 8
	MAINTENANCE AND WORKING EXPENSES (OTHER THAN SALARIES)—				
	B1. Subsidiary Staff Charges—				
	Workers' Compensation Insurance Premiums	250 10 10	250 10 10
	B2. Expenses in connection with Buildings—				
	Rent	176 8 0	176 8 0
	B3. Transport Expenditure—				
	Travelling and Removal Expenses	2,977 17 3	2,977 17 3
	B4. General Expenditure—				
	Postal and Telegraphic Services	100 0 0	100 0 0
	Dental and Medical Equipment and Drugs	455 3 6	455 3 6
	Books, Periodicals and Papers	4 10 7	4 10 7
75	Laundry	87 8 6	87 8 6
	Minor Expenses not elsewhere included	41 16 11	41 16 11
		4,093 15 7	4,093 15 7
	Total, Medical Branch	£ 36,173 7 3	36,173 7 3
	SECTION—PRIMARY EDUCATION.				
	SALARIES AND PAYMENTS IN THE NATURE OF SALARY—				
	A1. Salaries and Wages	3,297,448 5 8	3,297,448 5 8
	A3. Allowances	10,066 0 0	10,066 0 0
	A4. Officers on Retirement Leave	45,345 12 8	45,345 12 8
	A5. Overtime	50 3 1	50 3 1
	A6. Monetary Value of Leave payable to Dependent Relatives of Deceased Public Servants.....	5,842 5 0	5,842 5 0
		3,358,752 6 5	3,358,752 6 5
	MAINTENANCE AND WORKING EXPENSES (OTHER THAN SALARIES)—				
	B1. Subsidiary Staff Charges—				
	Workers' Compensation Insurance Premiums	5,120 10 4	5,120 10 4
	B2. Expenses in Connection with Buildings—				
	Minor Buildings and Additions, Improvements, Remodelling and Renewals, Repairs to Schools, Teachers' Residences, Weathersheds, Fencing and Repairs to Fencing, Tree Planting and Expenditure in connection with formation and maintenance of School Gardens and Improvements to School Grounds	249,149 18 5	249,149 18 5
	Payments for School Cleaning and Cleaning Allowances to Teachers	152,857 15 3	152,857 15 3
	Stores, Material and Requisites for School Cleaning	7,342 19 9	7,342 19 9
	Insurance of Departmental Property	1,269 14 2	1,269 14 2
	Rent of Schools and Teachers' Residences, Grounds and other Premises	3,782 10 8	3,782 10 8
	Maintenance of A.R.P. and N.E.S. Equipment and Services	601 5 7	601 5 7
	B3. Transport Expenditure—				
	Travelling and Removal Expenses	24,989 9 11	24,989 9 11
	Forage Allowances to Teachers to provide for cost of conveyance to and from School	9,721 9 11	9,721 9 11
	B4. General Expenditure—				
	Postal and Telegraphic Services	7,632 15 10	7,632 15 10
	To provide Fuel for School use	4,621 6 6	4,621 6 6
	School Books, Minor Apparatus, School Equipment and maintenance thereof, Stationery, Manual Training and other Material, Text-books for Scholarship Holders.....	70,889 14 10	70,889 14 10
	Furniture	21,416 4 8	21,416 4 8
	Continuation Schools	299 19 0	299 19 0
	Cookery and Domestic Science Instruction—Maintenance	5,724 6 11	5,724 6 11
	Expenses of Examination of Teachers, Superior Public Schools and Evening School Examinations	4 16 1	4 16 1
	School for Backward Children, Glenfield—Maintenance, Equipment and Plant	3,364 15 5	3,364 15 5
	Establishment and Maintenance of Rural Schools, Purchase of Minor Plant, etc.	1,011 16 4	1,011 16 4
	Minor Expenses not elsewhere included	15 7 4	15 7 4
		569,816 16 11	569,816 16 11
	Carried forward	£ 3,928,569 3 4	3,928,569 3 4

DETAIL STATEMENT OF PAYMENTS, CONSOLIDATED REVENUE FUND—continued

No. of Appropriation.	HEAD OF SERVICE.	PAYMENTS UNDER PARLIAMENTARY AUTHORITY.	PAYMENTS, TREASURER'S ADVANCE VOTE, TO BE APPROPRIATED.	PAYMENTS UNAUTHORISED IN SUSPENSE.	TOTAL.
		£ s. d.	£ s. d.	£ s. d.	£ s. d.
75	PUBLIC INSTRUCTION—continued.				
	SECTION—PRIMARY EDUCATION—continued.				
	Brought forward	£ 3,928,569 3 4	3,928,569 3 4
	OTHER SERVICES—				
	C1. State Scholarships and War Bursaries, including Grants for Scholars in Aid of Maintenance and to supplement the Concord War Memorial Bursary...	982 12 4	982 12 4
	C3. Day Nursery Classes—Wages and Materials in connection with preparation of Meals for very young Children	1,579 4 4	1,579 4 4
	C4. Payments for Conveyance of Children to School (including payment of fares of children conveyed on South Maitland Company's Railway)	13,184 10 5	13,184 10 5
	C5. Camperdown Hospital School—Expenses in connection with helping in kitchen and at meal hours	64 10 0	64 10 0
	C7. Cost of examination of teacher thesis.....	517 8 9	517 8 9
	... Compensation for accident—Pupil, Yaminba Public School	141 19 0	141 19 0
	... Angledool Public School—Legal Costs of Teacher—Charge dismissed	4 6 6	4 6 6
	... Purchase of Motor Vehicles.....	1,798 7 0	1,798 7 0
		16,328 5 10	1,944 12 6	18,272 18 4
	Total, Primary Education	£ 3,944,897 9 2	1,944 12 6	3,946,842 1 8
76	SECTION—SECONDARY EDUCATION.				
	SALARIES AND PAYMENTS IN THE NATURE OF SALARY—				
	A1. Salaries and Wages	1,015,033 0 0	23,592 14 2	1,038,625 14 2
	A3. Allowances	3,568 0 0	3,568 0 0
	A4. Officers on Retirement Leave	3,714 3 11	3,714 3 11
	A5. Overtime	310 5 5	310 5 5
	A6. Monetary Value of Leave payable to Dependent Relatives of Deceased Public Servants	1,917 6 4	1,917 6 4
		1,024,542 15 8	23,592 14 2	1,048,135 9 10
	MAINTENANCE AND WORKING EXPENSES (OTHER THAN SALARIES)—				
	B1. Subsidiary Staff Charges—				
	Workers' Compensation Insurance Premiums	1,063 14 0	1,063 14 0
	B2. Expenses in Connection with Buildings—				
	Minor Buildings and Additions, Improvements, Remodelling, Renewals, Repairs to Schools, Residences and Weathersheds, Fencing and Repairs to Fencing, Tree Planting and Expenditure in connection with formation and maintenance of School Gardens and Improvements to School Grounds	21,351 16 4	21,351 16 4
	Payments for School Cleaning	23,853 12 4	23,853 12 4
	Stores, Material and Requisites for School Cleaning	443 16 6	443 16 6
	Rent of Premises and Sites for School Purposes	358 18 1	358 18 1
	Insurance of Departmental Property.....	269 3 4	269 3 4
	B3. Transport Expenditure—				
	Travelling and Removal Expenses	6,661 6 5	6,661 6 5
	B4. General Expenditure—				
	Postal and Telegraphic Services	400 0 0	400 0 0
	Furniture.....	5,461 8 8	5,461 8 8
	To Provide Fuel for School use	626 6 5	626 6 5
	School Books, Minor Apparatus, Science Materials, School Equipment and maintenance thereof, Stationery and other Material	7,810 8 11	7,810 8 11
	Expenses of Examinations, High School Entrance, Intermediate and Leaving Certificates	16,315 8 6	16,315 8 6
	Agricultural High Schools—Establishment, Extension, Equipment and Maintenance.....	17,417 7 1	17,417 7 1
	Agricultural Work at High Schools—Materials and Stock	198 3 7	198 3 7
	Hostels for High School Pupils—Maintenance, Equipment and Plant	3,287 11 8	3,287 11 8
	Cookery and Home Science Instruction—Maintenance	6,257 8 1	6,257 8 1
	Minor Expenses not elsewhere included	3 7 0	3 7 0
		111,779 16 11	111,779 16 11
	Carried forward	£ 1,136,322 12 7	23,592 14 2	1,159,915 6 9

DETAIL STATEMENT OF PAYMENTS, CONSOLIDATED REVENUE FUND—continued.

No. of Appropriation	HEAD OF SERVICE.	PAYMENTS UNDER PARLIAMENTARY AUTHORITY.	PAYMENTS, TREASURER'S ADVANCE VOTE, TO BE APPROPRIATED.	PAYMENTS UNAUTHORISED IN SUSPENSE.	TOTAL.
		£ s. d.	£ s. d.	£ s. d.	£ s. d.
76	PUBLIC INSTRUCTION—continued.				
	SECTION—SECONDARY EDUCATION—continued.				
	Brought forward	£ 1,136,322 12 7	23,592 14 2	1,159,915 6 9
	OTHER SERVICES—				
	C1. Bursary Endowment Board—Fees to Members and Entertainment Allowance for Board of Secondary School Studies	36 13 6	36 13 6
	C2. Payment to the Bursary Endowment Fund, Act No. 14, 1912, for Allowances to Bursars	53,000 0 0	53,000 0 0
	C3. Payments for Conveyance of Children to School	5,558 8 9	5,558 8 9
	C4. Purchase of Motor Truck—Yanco Agricultural High School	576 9 3	576 9 3
	C5. Compensation for Accident—Alexander Rice	446 9 4	446 9 4
	... Payment as an Act of Grace of Monetary Value of extended leave to officer upon resignation	168 6 5	168 6 5
		59,618 0 10	168 6 5	59,786 7 3
	Total, Secondary Education	£ 1,195,940 13 5	168 6 5	23,592 14 2	1,219,701 14 0
77	SECTION—TECHNICAL EDUCATION.				
	SALARIES AND PAYMENTS IN THE NATURE OF SALARY—				
	A1. Salaries	407,649 6 4	407,649 6 4
	A2. Temporary Assistance	20 14 2	20 14 2
	A3. Allowances	641 10 3	641 10 3
	A4. Officers on Retirement Leave	2,892 9 9	2,892 9 9
	A5. Overtime and Sunday and Holiday Duty	4,676 16 6	4,676 16 6
	A6. Monetary Value of Leave payable to Dependent Relatives of Deceased Public Servants	665 11 0	665 11 0
		416,546 8 0	416,546 8 0
	MAINTENANCE AND WORKING EXPENSES (OTHER THAN SALARIES)—				
	B1. Subsidiary Staff Charges—				
	Workers' Compensation Insurance Premiums	716 16 6	716 16 6
	Tea Money	582 16 6	582 16 6
	B2. Expenses in Connection with Buildings—				
	Rent of Premises for Technical Classes	3,576 3 0	3,576 3 0
	Wages and Expenses in connection with Maintenance of Buildings, Minor Additions, Improvements, Installation of Electric Light and Fencing for existing Premises	32,041 9 1	32,041 9 1
	Cleaning Allowances	1,165 0 7	1,165 0 7
	Insurance of Departmental Property	1,798 17 6	1,798 17 6
	B3. Transport Expenditure—				
	Travelling and Removal Expenses	8,303 18 7	8,303 18 7
	B4. General Expenditure—				
	Postal and Telegraphic Services	3,988 18 0	3,988 18 0
	Furniture	7,904 14 7	7,904 14 7
	Fuel	166 9 10	166 9 10
	Minor Apparatus, Fittings and Materials	38,352 1 1	38,352 1 1
	Wool for Sheep and Wool Classes	3,441 14 10	3,441 14 10
	Materials for 8th and 9th Junior Technical Classes, and Wages in preparation thereof	28 17 5	28 17 5
	Wages and Expenses in connection with the Running and Maintenance of Educational Plant and upkeep of Teaching Facilities	2,148 1 10	2,148 1 10
	Cost of Examinations, including Fees to Examiners	2,963 19 11	2,963 19 11
	Purchase of Books, Periodicals and Papers for Libraries, and cost of producing Staff Magazine	3,242 16 1	3,242 16 1
	Freight and Cartage (including provision for Mobile Trains)	3,035 8 9	3,035 8 9
	Laundry Allowances	105 13 8	105 13 8
	Minor Expenses not elsewhere included	45 6 2	45 6 2
		113,609 3 11	113,609 3 11
	OTHER SERVICES—				
	C1. Scholarship Grants and Allowances	229 13 4	229 13 4
	C2. Major Plant and Equipment	30,122 11 0	30,122 11 0
	C4. Technological and Branch Museums—				
	Specimens, Materials, Show Cases and Sundry Expenses, including Research, and Wages and Expenses in connection with the Maintenance of Show Cases, Fixtures and Exhibits	2,347 11 8	2,347 11 8
	... Bonus in respect of Invention	50 0 0	50 0 0
	... Expenses of State Officers abroad, investigating Developments in Plastics	3 10 6	3 10 6
		32,699 16 0	53 10 6	32,753 6 6
	Total, Technical Education	£ 562,855 7 11	53 10 6	562,908 18 5

DETAIL STATEMENT OF PAYMENTS, CONSOLIDATED REVENUE FUND—*continued*

No. of Appropriation	HEAD OF SERVICE.	PAYMENTS UNDER PARLIAMENTARY AUTHORITY.			PAYMENTS, TREASURER'S ADVANCE VOTE, TO BE APPROPRIATED.			PAYMENTS UNAUTHORISED IN SUSPENSE.			TOTAL.		
		£	s.	d.	£	s.	d.	£	s.	d.	£	s.	d.
78	PUBLIC INSTRUCTION— <i>continued</i> .												
	SECTION—OBSERVATORY.												
	SALARIES AND PAYMENTS IN THE NATURE OF SALARY—												
	A1. Salaries and Wages	1,793	6	0							1,793	6	0
	A2. Temporary Assistance	72	0	0							72	0	0
	A3. Allowances	10	0	0							10	0	0
		1,875	6	0							1,875	6	0
	MAINTENANCE AND WORKING EXPENSES (OTHER THAN SALARIES)—												
	B1. Subsidiary Staff Charges—												
	Workers' Compensation Insurance Premiums	4	13	8							4	13	8
	Tea Money	1	2	6							1	2	6
	B2. Expenses in Connection with Buildings—												
	Maintenance of Buildings, Paths, Fences and Gardens	78	3	5							78	3	5
	B4. General Expenditure—												
	Postal and Telegraphic Services	10	0	0							10	0	0
	Photographic Materials, Books and Maintenance of Instruments	158	16	7							158	16	7
	Printing of Astronomical Manuscripts	123	0	7							123	0	7
	Minor Expenses not elsewhere included	5	6	8							5	6	8
		381	3	5							381	3	5
	Total, Observatory	£ 2,256	9	5							£ 2,256	9	5
79	SECTION—TRAINING OF TEACHERS.												
	SALARIES AND PAYMENTS IN THE NATURE OF SALARY—												
	A1. Salaries and Wages	43,897	18	1							43,897	18	1
	A3. Allowances	339	0	0							339	0	0
	A4. Officers on Retirement Leave	674	13	1							674	13	1
	A5. Overtime.....	42	3	8							42	3	8
	A6. Monetary Value of Leave payable to Dependent Relatives of Deceased Public Servants	411	6	2							411	6	2
		45,365	1	0							45,365	1	0
	MAINTENANCE AND WORKING EXPENSES (OTHER THAN SALARIES)—												
	B1. Subsidiary Staff Charges—												
	Workers' Compensation Insurance Premiums	84	12	7							84	12	7
	B2. Expenses in Connection with Buildings—												
	Minor Additions, Improvements, Renewals and Repairs to Buildings, Upkeep of Garden and Grounds	2,642	13	9							2,642	13	9
	Rent of Tennis Courts and other facilities for Physical Training of Students	331	16	11							331	16	11
	Payments for Cleaning	687	12	6							687	12	6
	Insurance of Departmental Property.....	103	1	4							103	1	4
	B3. Transport Expenditure—												
	Students' Travelling Expenses and Practice Expenses and Staff Travelling and Removal Expenses	2,464	10	9							2,464	10	9
	B4. General Expenditure—												
	Postal and Telegraphic Services	134	19	11							134	19	11
	Fuel	257	6	3							257	6	3
	Furniture	313	19	6							313	19	6
	Text Books and Books for Library and Printing of Teachers' College Calendars	2,112	5	9							2,112	5	9
	Teaching Equipment	1,495	10	10							1,495	10	10
	Establishment, Maintenance and Upkeep of Hostels	5,762	5	6							5,762	5	6
	Laundry	10	13	6							10	13	6
	Minor Expenses not elsewhere included	32	14	6							32	14	6
		16,434	3	7							16,434	3	7
	Carried forward	£ 61,799	4	7							£ 61,799	4	7

DETAIL STATEMENT OF PAYMENTS, CONSOLIDATED REVENUE FUND—*continued.*

No. of Ap- propriation	HEAD OF SERVICE.	PAYMENTS UNDER PARLIAMENTARY AUTHORITY.	PAYMENTS, TREASURER'S ADVANCE VOTE, TO BE APPROPRIATED.	PAYMENTS UNAUTHORISED IN SUSPENSE.	TOTAL.
		£ s. d.	£ s. d.	£ s. d.	£ s. d.
79	PUBLIC INSTRUCTION— <i>continued.</i>				
	SECTION—TRAINING OF TEACHERS— <i>continued.</i>				
	Brought forward	£ 61,799 4 7	£ 61,799 4 7
	OTHER SERVICES—				
	C1. Scholarship Allowances for Students in Training Colleges and provision for payment of recoverable allowances to non-scholarship Students.....	99,082 18 10	99,082 18 10
	C2. Practice Camp for Students in Training	100 0 0	100 0 0
	C3. For award of Annual Prize, Armidale Teachers' College	4 0 0	4 0 0
	C4. Post College Courses	517 16 0	517 16 0
	C5. Camp Buildings	2,650 6 0	2,650 6 0
	C6. To Meet Fees for attendance of Students at Conser- vatorium of Music.....	400 0 0	89 16 6	489 16 6
	... Special Lecturers for training new Inspectors— Child Welfare Department.	340 4 0	340 4 0
		102,755 0 10	430 0 6	103,185 1 4
	Total, Training of Teachers	£ 164,554 5 5	430 0 6	£ 164,984 5 11
80	SECTION—NATIONAL FITNESS.				
	SALARIES AND PAYMENTS IN THE NATURE OF SALARY—				
	A1. Salaries	1,974 11 6	1,974 11 6
	A3. Allowances	50 0 0	50 0 0
	A5. Overtime	48 5 11	48 5 11
		2,072 17 5	2,072 17 5
	MAINTENANCE AND WORKING EXPENSES (OTHER THAN SALARIES)—				
	B1. Subsidiary Staff Charges—				
	Workers' Compensation Insurance Premiums	55 6 5	55 6 5
	Tea Money	63 0 0	63 0 0
	B3. Transport Expenditure—				
	Travelling Expenses.....	490 12 4	490 12 4
	B4. General Expenditure—				
	Postal and Telegraphic Services.....	220 9 6	220 9 6
	For the purchase of Furnishings and Equipment for National Fitness Camps and Youth Hostels	1,374 16 9	1,374 16 9
	Purchase of Books, Periodicals and Printing of Publications	134 15 5	134 15 5
	Rent of Hostels and Current Expenditure not elsewhere included	73 15 0	73 15 0
	Fees to Instructional Staff at Camps	113 8 0	113 8 0
	Minor Expenses not elsewhere included	40 6 4	40 6 4
		2,566 9 9	2,566 9 9
	OTHER SERVICES—				
	C5. Expenses in connection with the Camp Current Accounts.....	7,607 11 10	7,607 11 10
	C6. Expenses in connection with the Advancement of Public Relations	486 19 6	486 19 6
	C7. Expenses in connection with the Development, Maintenance and Running of Vacation and After School Play Centres.....	6,926 3 0	6,926 3 0
	C8. Fresh Air Fund.....	330 17 5	330 17 5
	C9. Entertainment Allowance to Director of Physical Education	2 14 0	2 14 0
		15,354 5 9	15,354 5 9
	Total, National Fitness	£ 19,993 12 11	£ 19,993 12 11

DETAIL STATEMENT OF PAYMENTS, CONSOLIDATED REVENUE FUND—*continued.*

No. of Ap- propriation.	HEAD OF SERVICE.	PAYMENTS UNDER PARLIAMENTARY AUTHORITY.		PAYMENTS, TREASURER'S ADVANCE VOTE, TO BE APPROPRIATED.		PAYMENTS UNAUTHORISED IN SUSPENSE		TOTAL	
		£	s. d.	£	s. d.	£	s. d.	£	s. d.
81	PUBLIC INSTRUCTION— <i>continued.</i>								
	SECTION—CHILD WELFARE—HEAD OFFICE.								
	SALARIES AND PAYMENTS IN THE NATURE OF SALARY—								
	A1. Salaries	47,456	14 1	664	13 0			48,121	7 1
	A2. Temporary Assistance	91	7 9					91	7 9
	A3. Allowances	687	6 11					687	6 11
	A4. Officers on Retirement Leave	586	17 0					586	17 0
	A5. Overtime	265	13 2					265	13 2
	A6. Monetary Value of Leave payable to Dependent Relatives of Deceased Public Servants	9	0 4					9	0 4
		49,096	19 3	664	13 0			49,761	12 3
	MAINTENANCE AND WORKING EXPENSES (OTHER THAN SALARIES)—								
	B1. Subsidiary Staff Charges—								
	Workers' Compensation Insurance Premiums	28	13 0					28	13 0
	Tea Money	84	2 11					84	2 11
	B2. Expenses in Connection with Buildings—								
	Rent (including cleaning)	251	6 8					251	6 8
	B3. Transport Expenditure—								
	Travelling and Removal Expenses of Inspectors and School Attendance Officers, &c.	8,247	2 3					8,247	2 3
	Grants to Casual Attendants, Cost of Conveyance, Sustenance and Other Expenses in connection with Travelling of Children	3,577	15 10					3,577	15 10
	Maintenance of Motor Car			21	8 10			21	8 10
	B4. General Expenditure—								
	Postal and Telegraphic Services	1,820	16 5					1,820	16 5
	Books, Periodicals and Papers	89	8 6					89	8 6
	Maintenance of Office Accounting Machines	18	16 0					18	16 0
	Medical and Dental Attention upon State Wards other than in Institutions	1,709	11 3					1,709	11 3
	Maintenance of Children in Shelters and Cost of Transfer to and from Country Centres to Metro- politan Shelters, under Part IX of Child Welfare Act	762	17 4					762	17 4
	Minor Expenses not elsewhere included	105	6 10					105	6 10
		16,695	17 0	21	8 10			16,717	5 10
	OTHER SERVICES—								
	C1. Maintenance of Children under the Child Welfare Act	50,799	3 4					50,799	3 4
	C2. Assistance to Wards in Employment inadequate to maintain them	129	13 2					129	13 2
	C4. Funeral Expenses of State Wards	19	17 6					19	17 6
	C6. Expenses in connection with transfer of Children from United Kingdom to Australia (Recoverable)			738	14 4			738	14 4
	... Remuneration of Chairman and Members of Child Welfare Standing Committee			175	0 0			175	0 0
		50,948	14 0	913	14 4			51,862	8 4
	Total, Child Welfare—Head Office	116,741	10 3	1,599	16 2			118,341	6 5
82	SECTION—CHILD WELFARE—INSTITUTIONS.								
	SALARIES AND PAYMENTS IN THE NATURE OF SALARY—								
	A1. Salaries	58,819	14 10	6,350	6 9			65,170	1 7
	A2. Temporary Assistance	4,043	10 3					4,043	10 3
	A3. Allowances	477	3 8					477	3 8
	A4. Officers on Retirement Leave	1,228	12 8					1,228	12 8
	A5. Overtime	1,212	18 8					1,212	18 8
	A6. Monetary Value of Leave payable to Dependent Relatives of Deceased Public Servants	96	5 3					96	5 3
		65,878	5 4	6,350	6 9			72,228	12 1
	MAINTENANCE AND WORKING EXPENSES (OTHER THAN SALARIES)—								
	B1. Subsidiary Staff Charges—								
	Workers' Compensation Insurance Premiums	754	16 10					754	16 10
	Gratuities to Inmates	836	4 4					836	4 4
	B2. Expenses in Connection with Buildings—								
	Rent of Premises for Homes and Hostels	278	7 5					278	7 5
	Repairs, Alterations and Maintenance of Build- ings, Homes, Hostels and Institutions	14,191	4 7					14,191	4 7
	Insurance of Departmental Property	126	9 11					126	9 11
	Carried forward	16,187	3 1					16,187	3 1
	Carried forward	65,878	5 4	6,350	6 9			72,228	12 1

DETAIL STATEMENT OF PAYMENTS, CONSOLIDATED REVENUE FUND—*continued.*

No. of Appropriation.	HEAD OF SERVICE.	PAYMENTS UNDER PARLIAMENTARY AUTHORITY.	PAYMENTS, TREASURER'S ADVANCE VOTE, TO BE APPROPRIATED.	PAYMENTS UNAUTHORISED IN SUSPENSE.	TOTAL.
		£ s. d.	£ s. d.	£ s. d.	£ s. d.
	PUBLIC INSTRUCTION—<i>continued.</i>				
82	SECTION—CHILD WELFARE—INSTITUTIONS—<i>continued.</i>				
	Brought forward	£ 65,878 5 4	6,350 6 9	72,228 12 1
	MAINTENANCE AND WORKING EXPENSES (OTHER THAN SALARIES)—<i>continued.</i>				
	Brought forward	£ 16,187 3 1	16,187 3 1
	B3. Transport Expenditure—				
	Travelling and Removal Expenses of Officers, including transfer of Inmates	2,045 5 8	2,045 5 8
	Maintenance of Motor Vehicles	877 12 7	877 12 7
	B4. General Expenditure—				
	Postal and Telegraphic Services	438 9 1	438 9 1
	Books, Periodicals and Papers	342 15 5	342 15 5
	Freight and Cartage	1,540 3 11	1,540 3 11
	Seeds, Plants and Fertilizers and other Farm Requisites	905 0 3	905 0 3
	Fuel and Light (other than Gas and Electricity) ...	1,950 2 7	1,950 2 7
	Fodder for Live Stock	2,191 13 11	2,191 13 11
	Repairs and Minor Renewals to Machinery, etc.	320 13 2	320 13 2
	Domestic Equipment and Materials	763 19 7	763 19 7
	Provisions and Comforts for Inmates and Staff ...	29,971 7 2	29,971 7 2
	Medical and Dental Services and Minor Surgical Appliances	3,513 8 8	3,513 8 8
	Vocational Training Materials	169 13 0	169 13 0
	Amusement and Recreation for Inmates	1,025 13 1	1,025 13 1
	Laundry Services	589 6 6	589 6 6
	Minor Expenses not elsewhere included	102 16 0	102 16 0
		62,935 3 8	62,935 3 8
	OTHER SERVICES—				
	C1. Grants to Clergymen and others attending Institutions to give instruction and other assistance to the inmates.....	176 16 0	176 16 0
	C2. Provision of Wireless and other Recreational Equipment	402 1 7	402 1 7
	C3. Fencing—Erection, Maintenance, etc.....	333 2 0	333 2 0
	C4. Purchase and Installation of Plant and Machinery ...	1,333 19 5	1,333 19 5
	C5. Purchase of Live Stock	77 1 6	77 1 6
	C6. Reforming and Repairing Roads, Pathways, etc. ...	316 7 0	316 7 0
	C7. "Anglewood" School, Burradoo—Purchase and Erection of Buildings, and Additions to Buildings	3,316 0 0	3,316 0 0
	C8. Thornleigh Girls' Industrial School—Erection of Building	3,484 1 5	3,484 1 5
	C9. Parramatta Girls' Industrial School—Improvement and Amenities for Staff and Inmates	5,764 0 0	242 4 3	6,006 4 3
	... Settlement of Claim—Ex Gratia Payment—Kelly v. Nott.....	125 0 0	125 0 0
	... Reimbursement of expenses incurred by Officer in connection with Public Service Board Inquiry	15 9 0	15 9 0
		15,203 8 11	382 13 3	15,586 2 2
	Total, Child Welfare—Institutions	£ 144,016 17 11	6,733 0 0	150,749 17 11
83	SECTION—AUSTRALIAN MUSEUM.*				
	SALARIES AND PAYMENTS IN THE NATURE OF SALARY—				
	A1. Salaries	13,825 5 10	13,825 5 10
	A2. Temporary Assistance	201 8 4	201 8 4
	A3. Allowances	54 0 0	54 0 0
	A4. Officers on Retirement Leave	321 6 0	321 6 0
	A5. Overtime (mainly Sunday and Holiday Duty) ...	474 11 2	474 11 2
		14,876 11 4	14,876 11 4
	MAINTENANCE AND WORKING EXPENSES (OTHER THAN SALARIES)—				
	B1. Subsidiary Staff Charges—				
	Workers' Compensation Insurance Premiums	54 14 6	54 14 6
	Employer's Contribution under State Superannuation Act, 1916	885 6 3	885 6 3
	B2. Expenses in Connection with Buildings—				
	Insurance of Departmental Property	296 8 5	296 8 5
	Carried forward	£ 1,236 9 2	1,236 9 2
	Carried forward	£ 14,876 11 4	14,876 11 4

* Additional sum of £1,000 also provided under "Special Appropriations," see page 82.

DETAIL STATEMENT OF PAYMENTS, CONSOLIDATED REVENUE FUND—*continued*

No. of Appropriation	HEAD OF SERVICE.	PAYMENTS UNDER PARLIAMENTARY AUTHORITY.	PAYMENTS TREASURER'S ADVANCE VOTE, TO BE APPROPRIATED.	PAYMENTS UNAUTHORISED IN SUSPENSE.	TOTAL.
		£ s. d.	£ s. d.	£ s. d.	£ s. d.
	PUBLIC INSTRUCTION—<i>continued</i>.				
83	SECTION—AUSTRALIAN MUSEUM—<i>continued</i>.				
	Brought forward	14,876 11 4	14,876 11 4
	MAINTENANCE AND WORKING EXPENSES (OTHER THAN SALARIES)—<i>continued</i>—				
	Brought forward	1,236 9 2	1,236 9 2
	B3. Travelling Expenses— Field Collecting	117 16 0	117 16 0
	B4. General Expenditure— Postal and Telegraphic Services	49 2 1	49 2 1
	Books, Periodicals and Papers	304 8 9	304 8 9
	Freight and Cartage	39 18 2	39 18 2
	Book-binding	57 10 3	57 10 3
	Photography and Slides	20 13 6	20 13 6
	Laundry Expenses	10 5 5	10 5 5
	Fees to Lecturers	40 19 0	40 19 0
	Replacements and Additions of Plant, Fittings and Equipment, other than Wages	179 12 5	179 12 5
	Minor Expenses not elsewhere included	14 15 10	14 15 10
		2,071 10 7	2,071 10 7
	OTHER SERVICE—				
	C1. To meet Expenses in connection with A.R.P. measures	24 0 6	24 0 6
	Total, Australian Museum	16,972 2 5	16,972 2 5
84	SECTION—NATIONAL ART GALLERY.*				
	SALARIES AND PAYMENTS IN THE NATURE OF SALARY—				
	A1. Salaries and Wages	3,513 15 3	257 1 5	3,770 16 8
	A2. Temporary Assistance	113 12 0	113 12 0
	A3. Allowances	76 1 10	76 1 10
	A5. Overtime	206 5 3	206 5 3
	A6. Monetary Value of Leave payable to Dependent Relatives of Deceased Public Servants	56 0 9	56 0 9
		3,965 15 1	257 1 5	4,222 16 6
	MAINTENANCE AND WORKING EXPENSES (OTHER THAN SALARIES)—				
	B1. Subsidiary Staff Charges— Workers' Compensation Insurance Premiums	42 16 9	42 16 9
	B2. Expenses in Connection with Buildings— Improvements to Lighting and Minor Repairs and Special Repairs to Roofs, etc.	67 3 1	67 3 1
	Insurance of Departmental Property	704 1 6	704 1 6
	B3. Transport Expenditure— Travelling and Removal Expenses	155 17 11	155 17 11
	B4. General Expenditure— Postal and Telegraphic Services	25 17 2	25 17 2
	Freight and Cartage	10 8 7	10 8 7
	Mounting Boards, Glass, Timber and other Stores	31 13 9	31 13 9
	Books, Periodicals and Papers	15 11 4	15 11 4
	Laundry Expenses	2 4 9	2 4 9
	Expenses in connection with Lectures, Exhibitions and other Gallery Functions	199 5 9	199 5 9
	Guide Lectures—Expenses in connection therewith	466 4 0	466 4 0
	Minor Expenses not elsewhere included	24 2 8	24 2 8
		1,745 7 3	1,745 7 3
	OTHER SERVICES—				
	C1. To meet Cost of Collecting, Reconditioning, and Redistributing certain Works of Art loaned to Municipal Councils and other Public Bodies.....	59 8 10	59 8 10
	C2. Grant towards purchase of Works of Art and requirements indispensable to a National Gallery	3,000 0 0	3,000 0 0
	C3. To meet Cost of Displaying Exhibitions of Art in Country Centres	437 2 1	437 2 1
		3,496 10 11	3,496 10 11
	Total, National Art Gallery	9,207 13 3	257 1 5	9,464 14

* Additional sum of £2,000 also provided under "Special Appropriations," see page 82.

DETAIL STATEMENT OF PAYMENTS, CONSOLIDATED REVENUE FUND—*continued.*

No. of Appropriation.	HEAD OF SERVICE.	PAYMENTS UNDER PARLIAMENTARY AUTHORITY.	PAYMENTS. TREASURER'S ADVANCE VOTE, TO BE APPROPRIATED.	PAYMENTS UNAUTHORISED IN SUSPENSE.	TOTAL.
		£ s. d.	£ s. d.	£ s. d.	£ s. d.
85	PUBLIC INSTRUCTION— <i>continued.</i>				
	SECTION—PUBLIC LIBRARY OF NEW SOUTH WALES.*				
	SALARIES AND PAYMENTS IN THE NATURE OF SALARY—				
	A1. Salaries and Wages	24,869 17 6	24,869 17 6
	A4. Officers on Retirement Leave	340 14 6	340 14 6
	A5. Overtime	264 10 11	264 10 11
		25,475 2 11	25,475 2 11
	MAINTENANCE AND WORKING EXPENSES (OTHER THAN SALARIES)—				
	B1. Subsidiary Staff Charges—				
	Workers' Compensation Insurance Premiums	36 14 6	36 14 6
	Public Liability Insurance Premium	15 0 0	15 0 0
	B2. Expenses in Connection with Buildings—				
	Shelving, Fittings and Minor Repairs	18 0 8	18 0 8
	Insurance of Departmental Property	416 1 1	416 1 1
	B3. Transport Expenditure—				
	Travelling Expenses of Officers visiting Country Centres.....	0 17 6	0 17 6
	B4. General Expenditure—				
	Postal and Telegraphic Services	515 10 0	515 10 0
	Purchase of Books for General Reference Library...	1,999 8 1	1,999 8 1
	Purchase and Repair of Books for Country Circulation Department	1,022 12 9	1,022 12 9
	Freight, Boxes and Packing in connection with Country Circulation Department.....	1,300 11 6	1,300 11 6
	International Exchanges	29 5 4	29 5 4
	Freight, Marine Insurance and Shipping Charges ...	37 12 3	37 12 3
	Minor Expenses not elsewhere included.....	51 4 7	51 4 7
		5,442 18 3	5,442 18 3
	OTHER SERVICES—				
	C1. Library School Expenses, other than Salaries	3 1 11	3 1 11
	C2. Furnishing New Building	117 13 4	117 13 4
		120 15 3	120 15 3
	Total, Public Library of New South Wales ...£	31,038 16 5	31,038 16 5
86	SECTION—LIBRARY BOARD.				
	SALARIES AND PAYMENTS IN THE NATURE OF SALARY—				
	A1. Salaries and Wages	768 6 6	768 6 6
	MAINTENANCE AND WORKING EXPENSES (OTHER THAN SALARIES)—				
	B3. Transport Expenditure—				
	Travelling Expenses	98 5 1	98 5 1
	B4. General Expenditure—				
	Postal and Telegraphic Services	6 5 0	6 5 0
	Fees to Members	293 6 0	293 6 0
	Library School—Expenses in connection therewith	153 17 1	153 17 1
	Minor Expenses not elsewhere included	0 15 9	0 15 9
		552 8 11	552 8 11
	OTHER SERVICE—				
	C1. Subsidy Payments to Councils, etc.....	4,216 1 5	4,216 1 5
	Total, Library Board	5,536 16 10	5,536 16 10
87	SECTION—CONSERVATORIUM OF MUSIC.				
	SALARIES AND PAYMENTS IN THE NATURE OF SALARY—				
	A1. Salaries and Wages.....	7,676 12 10	7,676 12 10
	A3. Allowances	52 0 0	52 0 0
	A5. Overtime	258 14 5	258 14 5
	Carried forward.....£	7,987 7 3	7,987 7 3

* Additional sum of £2,000 also provided under "Special Appropriations," see page 82.

DETAIL STATEMENT OF PAYMENTS, CONSOLIDATED REVENUE FUND—continued.

No. of Ap- propriation	HEAD OF SERVICE.	PAYMENTS UNDER PARLIAMENTARY AUTHORITY.			PAYMENTS, TREASURER'S ADVANCE VOTE, TO BE APPROPRIATED.			PAYMENTS UNAUTHORISED IN SUSPENSE.			TOTAL.		
		£	s.	d.	£	s.	d.	£	s.	d.	£	s.	d.
	PUBLIC INSTRUCTION—continued.												
87	SECTION—CONSERVATORIUM OF MUSIC—continued.												
	Brought forward	£	7,987	7 3			7,987	7 3	
	MAINTENANCE AND WORKING EXPENSES (OTHER THAN SALARIES)—												
	B1. Subsidiary Staff Charges—												
	Workers' Compensation Insurance Premiums		21	3 4			21	3 4	
	Public Liability Insurance Premium		15	0 0			15	0 0	
	Tea Money		6	17 6			6	17 6	
	B2. Expenses in Connection with Buildings—												
	Improvements to Buildings, Minor Additions, Renewals and Repairs		382	5 7			382	5 7	
	Insurance of Departmental Property		35	15 2			35	15 2	
	B4. General Expenditure—												
	Postal and Telegraphic Services		90	0 0			90	0 0	
	Tuning and Repairs to Organ, Pianos, Musical Instruments, Purchase of Music and Copying Music		185	2 5			185	2 5	
	Minor Expenses not elsewhere included.....		12	18 0			12	18 0	
			749	2 0			749	2 0	
	OTHER SERVICES—												
	C1. Fees to Lecturers		2,200	0 0	161	16 8			2,361	16 8	
	C2. Entertainment Allowance for Director		8	11 0			8	11 0	
			2,208	11 0	161	16 8			2,370	7 8	
	Total, Conservatorium of Music	£	10,945	0 3	161	16 8			11,106	16 11	
	Total, Public Instruction	£	6,582,518	14 10	11,874	10 4	23,592	14 2	6,617,985	19 4			
	SECRETARY FOR MINES.												
88	SECTION—MINES.												
	SALARIES AND PAYMENTS IN THE NATURE OF SALARY—												
	A1. Salaries		54,108	0 7	498	2 7			54,606	3 2	
	A2. Temporary Assistance		155	17 0			155	17 0	
	A3. Allowances		1,119	1 11			1,119	1 11	
	A4. Officers on Retirement Leave.....		548	18 8			548	18 8	
	A5. Overtime		14	5 9			14	5 9	
	A6. Monetary Value of Leave payable to Dependent Relatives of Deceased Public Servants		30	15 4			30	15 4	
			55,976	19 3	498	2 7			56,475	1 10	
	MAINTENANCE AND WORKING EXPENSES (OTHER THAN SALARIES)—												
	B1. Subsidiary Staff Charges—												
	Workers' Compensation Insurance Premiums		192	3 11			192	3 11	
	Tea Money		31	0 0			31	0 0	
	B2. Expenses in Connection with Buildings—												
	Rents		79	5 1			79	5 1	
	Fire Insurance.....		93	6 11			93	6 11	
	B3. Subsistence and Transport Expenses—												
	Travelling and Removal Expenses		4,361	15 2			4,361	15 2	
	Maintenance and Running Expenses of Motor Vehicles		621	13 7			621	13 7	
	Motor Car Insurance		30	2 9			30	2 9	
	B4. General Expenses—												
	Postal and Telegraphic Services		595	16 7			595	16 7	
	Pooks, Periodicals and Papers		102	9 1			102	9 1	
	Fuel (Coal, Coke and Firewood).....		8	14 2			8	14 2	
	Freight and Cartage		40	6 6			40	6 6	
	Laundry Expenses		2	1 11			2	1 11	
	For Payment of Fees for Marking areas under the Mining Act		34	12 6			34	12 6	
	Payment of Mining Survey Fees, Surveyors' Labourers and Camp Expenses.....		109	7 2			109	7 2	
	Providing Chemicals and Appliances for making Assays of Minerals and for Laboratory Require- ments		253	5 5			253	5 5	
	Maintenance of Accounting Machine		2	2 0			2	2 0	
	Minor Expenses not elsewhere included		51	12 4			51	12 4	
			6,609	15 1			6,609	15 1	
	Carried forward	£	62,586	14 4	498	2 7			63,084	16 11	

DETAIL STATEMENT OF PAYMENTS, CONSOLIDATED REVENUE FUND—*continued.*

No. of Appropriation.	HEAD OF SERVICE.	PAYMENTS UNDER PARLIAMENTARY AUTHORITY.	PAYMENTS, TREASURER'S ADVANCE VOTE, TO BE APPROPRIATED.	PAYMENTS UNAUTHORISED IN SUSPENSE.	TOTAL.
		£ s. d.	£ s. d.	£ s. d.	£ s. d.
	SECRETARY FOR MINES— <i>continued.</i>				
88	SECTION—MINES— <i>continued.</i>				
	Brought forward	£ 62,586 14 4	498 2 7	63,084 16 11
	OTHER SERVICES—				
	C1. Administration of the Act for the Regulation of Collieries	1,006 8 11	1,006 8 11
	C2. Ambulance Classes and Safety First Operations, including contributions towards Rent of Class Rooms	62 18 10	62 18 10
	C3. Fuel Research in New South Wales	17 16 9	17 16 9
	C4. Miners' Pensions.....	80,000 0 0	80,000 0 0
	C5. Hydraulic Stowage Experiments.....	3,115 16 3	3,115 16 3
	C6. For the purpose of assisting and encouraging Prospecting and Mining for Gold and Minerals, making loans for the Purchase, Transfer and Installation of Prospecting Equipment, Mining Plant and Machinery, and Payment of Incidental Costs and Charges	5,290 1 11	5,290 1 11
	... Medical Examination of Coal Workers	144 3 5	144 3 5
		89,493 2 8	144 3 5	89,637 6 1
	Total, Mines.....	£ 152,079 17 0	642 6 0	152,722 3 0
89	SECTION—EXPLOSIVES.				
	SALARIES AND PAYMENTS IN THE NATURE OF SALARY—				
	A1. Salaries.....	11,343 12 0	11,343 12 0
	A2. Temporary Assistance	2,732 17 4	2,732 17 4
	A3. Allowances	206 7 5	206 7 5
	A5. Overtime	396 9 7	396 9 7
	A6. Monetary Value of Leave payable to Dependent Relatives of Deceased Public Servants	32 14 2	32 14 2
		14,712 0 6	14,712 0 6
	MAINTENANCE AND WORKING EXPENSES (OTHER THAN SALARIES)—				
	B1. Subsidiary Staff Charges—				
	Workers' Compensation Insurance Premiums	360 7 9	360 7 9
	Victualling	201 12 0	201 12 0
	B2. Expenses in Connection with Buildings—				
	Rents	27 0 0	27 0 0
	Material for Minor Repairs to Buildings at Magazines	2 18 2	2 18 2
	B3. Subsistence and Transport Expenses—				
	Travelling and Removal Expenses	731 17 1	731 17 1
	Steamer and Launch Hire	1,375 7 6	1,375 7 6
	B4. General Expenses—				
	Postal and Telegraphic Services	123 15 0	123 15 0
	Books, Periodicals and Papers	2 11 7	2 11 7
	Fuel (including Kerosene)	23 16 10	23 16 10
	S.S. "Psyche"—Maintenance	385 16 10	385 16 10
	Motor Launches—Maintenance	164 15 5	164 15 5
	Magazine Hulk "Soudan"—Maintenance	5 3 4	5 3 4
	Guardships, Lighters and Boats—Maintenance.....	662 1 7	662 1 7
	Moorings and Wharves	530 0 9	530 0 9
	Lightning Conductors, Gravity Conveyors and Testing Apparatus.....	18 17 9	18 17 9
	Freight and Cartage	0 16 6	0 16 6
	License Fees	34 4 0	34 4 0
	Marine Insurance	539 12 2	539 12 2
	Minor Expenses not elsewhere included	49 4 6	49 4 6
		5,239 18 9	5,239 18 9
	Total, Explosives.....	£ 19,951 19 3	19,951 19 3
	Total, Secretary for Mines	£ 172,031 16 3	642 6 0	172,674 2 3

DETAIL STATEMENT OF PAYMENTS, CONSOLIDATED REVENUE FUND—continued.

No. of Appropriation.	HEAD OF SERVICE.	PAYMENTS UNDER PARLIAMENTARY AUTHORITY.	PAYMENTS, TREASURER'S ADVANCE VOTE, TO BE APPROPRIATED.	PAYMENTS UNAUTHORISED IN SUSPENSE.	TOTAL.
		£ s. d.	£ s. d.	£ s. d.	£ s. d.
90	MINISTER FOR LABOUR AND INDUSTRY AND SOCIAL WELFARE.				
	SECTION—MINISTERIAL OFFICE.				
	SALARIES AND PAYMENTS IN THE NATURE OF SALARY—				
	A1. Salaries	27,097 10 11	158 4 11	27,255 15 10
	A2. Temporary Assistance	148 17 7	148 17 7
	A3. Allowances	1,163 7 0	1,163 7 0
	A5. Overtime	27 4 9	27 4 9
	A6. Monetary Value of Leave payable to Dependent Relatives of Deceased Public Servants	1,683 5 0	1,683 5 0
		30,120 5 3	158 4 11	30,278 10 2
	MAINTENANCE AND WORKING EXPENSES (OTHER THAN SALARIES)—				
	B1. Subsidiary Staff Charges—				
	Workers' Compensation Insurance Premiums	8 12 0	8 12 0
	Tea Money	25 0 0	25 0 0
	B2. Expenses in Connection with Buildings—				
	Rent	3,248 0 0	3,248 0 0
	B3. Transport Expenditure—				
	Travelling Expenses	344 15 5	344 15 5
	B4. General Expenditure—				
	Postal and Telegraphic Services	1,531 1 0	1,531 1 0
	Books, Periodicals and Papers	148 14 1	148 14 1
	Maintenance of Office Accounting and Dictating Machines	62 12 11	62 12 11
	Minor Expenses not elsewhere included	26 18 9	26 18 9
		5,395 14 2	5,395 14 2
	OTHER SERVICES—				
	C2. Expenses—Medical Board, Broken Hill	16 16 0	16 16 0
	C3. Silicosis Joint Committee—Grant	20,000 0 0	*17,000 0 0	37,000 0 0
	C4. Evacuation of Women and Children to N.S.W. —advances to evacuees to meet accommodation expenses and incidentals (recoverable from Commonwealth Government)	5,100 2 5	5,100 2 5
	... Bush Fire Fighters Compensation Fund—Government Contribution	6,408 4 11	6,408 4 11
		25,116 18 5	6,408 4 11	17,000 0 0	48,525 3 4
	Total, Ministerial Office	60,632 17 10	6,566 9 10	17,000 0 0	84,199 7 8
91	SECTION—INDUSTRIA COMMISSION AND INDUSTRIAL REGISTRAR.				
	SALARIES AND PAYMENTS IN THE NATURE OF SALARY—				
	A1. Salaries	8,843 15 0	408 9 7	9,252 4 7
	A3. Allowances	325 5 3	325 5 3
	A5. Overtime	14 4 1	14 4 1
		9,183 4 4	408 9 7	9,591 13 11
	MAINTENANCE AND WORKING EXPENSES (OTHER THAN SALARIES)—				
	B1. Subsidiary Staff Charges—				
	Workers' Compensation Insurance Premiums	4 4 1	4 4 1
	Tea Money	38 15 0	38 15 0
	B2. Expenses in Connection with Buildings—				
	Rent	1,817 0 0	1,817 0 0
	B3. Transport Expenditure—				
	Travelling Expenses	567 9 8	567 9 8
	B4. General Expenditure—				
	Books, Periodicals, Papers, etc.	22 7 4	22 7 4
	Copying Court Documents	6 9 11	6 9 11
	Minor Expenses not elsewhere included	2 5 3	2 5 3
		2,458 11 3	2,458 11 3
	OTHER SERVICES—				
	C1. Costs and witnesses expenses in Industrial and other Cases (Day Baking and other Acts)	1 0 0	1 0 0
	C2. Loss of Wages by Employees attending Compulsory Conferences	15 17 4	15 17 4
	C3. Counsel Fees, etc., in connection with Bread Industry Inquiry	500 0 0	108 17 7	608 17 7
		516 17 4	108 17 7	625 14 11
	Total, Industrial Commission and Industrial Registrar	12,158 12 11	517 7 2	12,676 0 1

* £17,000 repayable advance.

DETAIL STATEMENT OF PAYMENTS, CONSOLIDATED REVENUE FUND—continued.

No. of Appropriation.	HEAD OF SERVICE.	PAYMENTS UNDER PARLIAMENTARY AUTHORITY	PAYMENTS, TREASURER'S ADVANCE VOTE, TO BE APPROPRIATED.	PAYMENTS UNAUTHORISED IN SUSPENSE.	TOTAL.
		£ s. d.	£ s. d.	£ s. d.	£ s. d.
	MINISTER FOR LABOUR AND INDUSTRY AND SOCIAL WELFARE—continued.				
92	SECTION—FACTORY INSPECTION AND SCAFFOLDING AND LIFTS.				
	SALARIES AND PAYMENTS IN THE NATURE OF SALARY—				
	A1. Salaries	28,881 8 4	311 16 9	29,193 5 1
	A3. Allowances	38 11 5	38 11 5
	A5. Overtime.....	17 17 11	17 17 11
		28,899 6 3	350 8 2	29,249 14 5
	MAINTENANCE AND WORKING EXPENSES (OTHER THAN SALARIES)—				
	B1. Subsidiary Staff Charges—				
	Workers' Compensation Insurance Premiums	100 15 3	100 15 3
	Tea Money	0 17 6	0 17 6
	B2. Expenses in Connection with Buildings—				
	Rent	1,463 0 0	1,463 0 0
	B3. Transport Expenditure—				
	Travelling and Removal Expenses.....	1,862 19 10	1,862 19 10
	Maintenance of Motor Vehicles.....	259 4 7	259 4 7
	B4. General Expenditure—				
	Minor Expenses not elsewhere included	34 15 4	34 15 4
		3,721 12 6	3,721 12 6
	OTHER SERVICE—				
	C1. Factory Welfare Board—Fees, etc.	1,020 4 5	1,020 4 5
	Total, Factory Inspection and Scaffolding and Lifts	33,641 3 2	350 8 2	33,991 11 4
93	SECTION—LABOUR EXCHANGES AND SOCIAL WELFARE.				
	SALARIES AND PAYMENTS IN THE NATURE OF SALARY—				
	A1. Salaries and Wages	56,252 19 1	1,492 8 2	57,745 7 3
	A2. Temporary Assistance	2,614 13 0	2,614 13 0
	A3. Allowances	581 19 1	581 19 1
	A5. Overtime	73 14 3	73 14 3
		59,523 5 5	1,492 8 2	61,015 13 7
	MAINTENANCE AND WORKING EXPENSES (OTHER THAN SALARIES)—				
	B1. Subsidiary Staff Charges—				
	Workers' Compensation Insurance Premiums	306 1 3	306 1 3
	Tea Money	3 0 0	3 0 0
	B2. Expenses in Connection with Buildings—				
	Rents	7,341 6 0	7,341 6 0
	B3. Transport Expenditure—				
	Travelling and Removal Expenses	1,066 14 5	1,066 14 5
	Motor Hire	290 18 1	290 18 1
	Maintenance of Motor Vehicles	874 7 4	874 7 4
	B4. General Expenditure—				
	Postal and Telegraphic Services	3,449 16 1	3,449 16 1
	Books, Periodicals and Papers	16 4 9	16 4 9
	Freight and Cartage	213 0 4	213 0 4
	Special Fees paid to Rural Bank in connection with payment of Children's Allowances, Food Relief and Child Welfare Cheques	1,000 0 0	1,000 0 0
	Laundry Expenses	14 10 2	14 10 2
	Minor Expenses not elsewhere included	245 15 1	245 15 1
	B5. Expenses of Scheyville Training Farm—				
	Postal and Telegraphic Services	11 19 2	11 19 2
	Maintenance of Motor Vehicles	54 12 2	54 12 2
	Fodder for Farm Stock	65 15 2	65 15 2
	Seeds, Plants, Fertilizers, Spraying Materials, etc.	0 19 3	0 19 3
	Repairs, Renewals, Maintenance, Buildings, Plant, etc.	38 3 11	38 3 11
	Fuel and Light	241 11 0	241 11 0
	Freight and Cartage	3 8 5	3 8 5
	Travelling Expenses	1 0 0	1 0 0
	Minor Expenses not elsewhere included	11 9 2	11 9 2
		15,250 11 9	15,250 11 9
	Carried forward	74,773 17 2	1,492 8 2	76,266 5 4

DETAIL STATEMENT OF PAYMENTS, CONSOLIDATED REVENUE FUND—*continued.*

No. of Appropriation.	HEAD OF SERVICE.	PAYMENTS UNDER PARLIAMENTARY AUTHORITY.			PAYMENTS, TREASURER'S ADVANCE VOTE, TO BE APPROPRIATED.			PAYMENTS UNAUTHORISED IN SUSPENSE.			TOTAL.		
		£	s.	d.	£	s.	d.	£	s.	d.	£	s.	d.
	MINISTER FOR LABOUR AND INDUSTRY AND SOCIAL WELFARE— <i>continued.</i>												
93	SECTION—LABOUR EXCHANGES AND SOCIAL WELFARE— <i>continued.</i>												
	Brought forward	£	74,773	17 2		1,492	8 2					76,266	5 4
	OTHER SERVICES—												
	C1. Settlement and after Care of Migrants		9	16 8								9	16 8
	C2. Contributions towards Maintenance of Migrant Children		286	16 6								286	16 6
	C3. Expenses of Labour Exchanges		1,088	4 2								1,088	4 2
	C4. Food Relief		202,796	15 4								202,796	15 4
	C5. Clothing for Unemployed		7,494	3 5								7,494	3 5
	C6. Medical Services for Unemployed		1,802	18 9								1,802	18 9
	C7. Christmas Grant to Food Relief Recipients and Relief Workers		7,182	7 9								7,182	7 9
	C8. Blankets for Unemployed		0	11 2								0	11 2
	C9. Training of Apprentices		100	0 0		33	12 9					133	12 9
	C11. Children's Allowances		154,397	11 0								154,397	11 0
	C12. Assistance to Families under Section 27 of Child Welfare Act, 1939		144,695	13 11								144,695	13 11
	C13. Cash Assistance to Distressed Persons		2,200	0 0		578	14 5					2,778	14 5
	C14. Kindergarten Milk Supply		3,651	14 7								3,651	14 7
	C15. New South Wales Benevolent Society—Outdoor Relief		328	16 1								328	16 1
	C16. Sydney Day Nursery Association—Grant		10,000	0 0								10,000	0 0
	C17. Burial of Destitute Persons		214	6 0								214	6 0
	C18. Infants' Home, Ashfield—Grant		750	0 0								750	0 0
	C19. Sydney Industrial Blind Institution—Grant		2,102	10 0								2,102	10 0
	C20. Supply of Artificial Limbs and Surgical Aid to the Destitute		1,252	0 11								1,252	0 11
	C21. Charitable Relief—Transport of Necessitous Persons		1,186	3 3								1,186	3 3
	C23. Minor Social Services		863	7 0								863	7 0
	C24. Civilian War Emergency Aid Services		751	7 6								751	7 6
	C25. Evacuation Services		59	4 3								59	4 3
	C26. Emergency Housekeeping Service—Subsidy		3,150	0 0								3,150	0 0
	C27. Hostel for Girls awaiting placement in Employment—Subsidy		1,000	0 0								1,000	0 0
	C28. Hostel for Homeless Women and Children, Furniture, Repairs and Maintenance		660	8 5								660	8 5
			548,024	16 8		612	7 2					548,637	3 10
	Total, Labour Exchanges and Social Welfare	£	622,798	13 10		2,104	15 4					624,903	9 2
	Total, Minister for Labour and Industry and Social Welfare	£	729,231	7 9		9,539	0 6	17,000	0 0			755,770	8 3
	MINISTER FOR CONSERVATION.												
94	SECTION—HEAD OFFICE.												
	SALARIES AND PAYMENTS IN THE NATURE OF SALARY—												
	A1. Salaries		3,787	9 1		41	14 2					3,829	3 3
	A3. Allowances		303	8 8								303	8 8
			4,090	17 9		41	14 2					4,132	11 11
	MAINTENANCE AND WORKING EXPENSES (OTHER THAN SALARIES)—												
	B1. Subsidiary Staff Charges—												
	Workers' Compensation Insurance Premiums		0	19 0								0	19 0
	Tea Money		8	12 6								8	12 6
	B3. Subsistence and Transport Expenditure—												
	Travelling and Removal Expenses		54	17 4								54	17 4
	B4. General Expenditure—												
	Postal and Telegraphic Services		149	10 10								149	10 10
	Books, Periodicals and Papers		23	1 0								23	1 0
	Minor Expenses not elsewhere included		0	15 11								0	15 11
			237	16 7								237	16 7
	Total, Conservation, Head Office	£	4,328	14 4		41	14 2					4,370	8 6

DETAIL STATEMENT OF PAYMENTS, CONSOLIDATED REVENUE FUND—continued.

No. of Ap- propriation	HEAD OF SERVICE.	PAYMENTS UNDER PARLIAMENTARY AUTHORITY.			PAYMENTS, TREASURER'S ADVANCE VOTE, TO BE APPROPRIATED.			PAYMENTS UNAUTHORISED IN SUSPENSE.			TOTAL.		
		£	s.	d.	£	s.	d.	£	s.	d.	£	s.	d.
	MINISTER FOR CONSERVATION—continued.												
95	SECTION—WATER CONSERVATION AND IRRIGATION COMMISSION.*												
	SALARIES AND PAYMENTS IN THE NATURE OF SALARY—												
	A1. Salaries and Wages	84,027	5	11	84,027	5	11
	A2. Temporary Assistance	72	2	1	72	2	1
	A3. Allowances	1,722	19	4	1,722	19	4
	A4. Officers on Retirement Leave	1,860	0	1	1,860	0	1
	A5. Overtime	378	17	9	378	17	9
		88,061	5	2	88,061	5	2
	MAINTENANCE AND WORKING EXPENSES (OTHER THAN SALARIES)—												
	B1. Subsidiary Staff Charges—												
	Workers' Compensation Insurance Premiums	802	5	9	802	5	9
	Tea Money	115	7	6	115	7	6
	B2. Expenses in Connection with Buildings—												
	Rent	619	14	3	619	14	3
	Repairs	63	13	3	63	13	3
	Insurance	19	17	11	19	17	11
	B3. Transport Expenditure—												
	Travelling and Removal Expenses	4,099	4	3	4,099	4	3
	Maintenance of Motor Vehicles	4,164	19	3	4,164	19	3
	Insurance	79	10	11	79	10	11
	B4. General Expenditure—												
	Postal and Telegraphic Expenses	1,145	14	5	1,145	14	5
	Books, Periodicals, Papers and Stationery	127	11	10	127	11	10
	Freight and Cartage	104	11	2	104	11	2
	Maintenance of Office Appliances	37	6	5	37	6	5
	Bank Exchange and Stamp Duty	196	3	11	196	3	11
	Heliographic Paper Linen and Sundries	387	19	10	387	19	10
	Laundry Charges	14	6	3	14	6	3
	Plant and Tools	231	14	1	231	14	1
	Stores and Materials	1,065	15	1	1,065	15	1
	Instruments, Survey and Camp Equipment	836	10	2	836	10	2
	General Repairs	190	6	8	190	6	8
	Local Land Board Charges	7	17	6	7	17	6
	Electricity and Water Charges	141	14	8	141	14	8
	Insurance	169	3	2	169	3	2
	Minor Expenses, not elsewhere included	174	9	2	174	9	2
		14,795	17	5	14,795	17	5
	OTHER SERVICES—												
	C1. Pensions payable under the Superannuation Act, 1916	67	1	11	67	1	11
	C2. Employer's Contribution to State Superannuation Fund under Superannuation (Amendment) Act, 1944	345	1	8	345	1	8
	C3. Subsidy to Commonwealth Government in respect of Citrus Research Station and Subsoil and Drainage Investigations	1,500	0	0	1,500	0	0
	C4. Murrumbidgee Irrigation Areas—Dedication of Public Roads	4	15	4	4	15	4
	C6. Purchase of Motor Vehicles	294	16	0	294	16	0
	C7. Investigatory and Survey Works	310	6	9	310	6	9
	C8. Reconditioning Cuttings, etc., in Gunningbar, Crooked and Duck Creeks	2,448	8	8	2,448	8	8
	C9. Purchase of Steel Filing Cabinets for accommodation of Plans	1,127	15	4	1,127	15	4
	C10. Reconstruction of Booligal Weir	2,600	0	0	695	18	4	3,295	18	4
	C11. Aerial Survey in connection with proposed Irrigation and other Districts	377	10	0	377	10	0
	C12. Murrumbidgee Irrigation Areas—Payments to vacating settlers	600	0	0	600	0	0
	C13. Repairs to two valves and purchase of one spare valve—Wyangala	767	2	4	767	2	4
	C16. Protection of Rivers	34	7	2	34	7	2
	C17. Reconstruction of Penrith Weir and Approaches ...	29	3	10	29	3	10
	C18. South West Area Reconstruction—Examination of Shallow Bores	1,184	2	4	1,184	2	4
		11,690	11	4	695	18	4	12,386	9	8
	Total, Water Conservation and Irrigation Com- mission	114,547	13	11	695	18	4	115,243	12	3

* Part Salaries of Commissioners provided under "Special Appropriations," see page 82.

DETAIL STATEMENT OF PAYMENTS, CONSOLIDATED REVENUE FUND—*continued.*

No. of Ap- propriation.	HEAD OF SERVICE.	PAYMENTS UNDER PARLIAMENTARY AUTHORITY.		PAYMENTS, TREASURER'S ADVANCE VOTE, TO BE APPROPRIATED.		PAYMENTS UNAUTHORISED IN SUSPENSE.		TOTAL.	
		£	s. d.	£	s. d.	£	s. d.	£	s. d.
	MINISTER FOR CONSERVATION— <i>continued.</i>								
96	SECTION—FORESTRY COMMISSION, HEAD OFFICE.*								
	SALARIES AND PAYMENTS IN THE NATURE OF SALARY—								
	A1. Salaries	35,868	17 0	1,577	18 6		37,446	15 6
	A3. Allowances	1,152	5 6		1,152	5 6
	A4. Officers on Retirement Leave	1,090	18 5		1,090	18 5
	A5. Overtime.....	271	14 0		271	14 0
		38,383	14 11	1,577	18 6		39,961	13 5
	MAINTENANCE AND WORKING EXPENSES (OTHER THAN SALARIES)—								
	B1. Subsidiary Staff Charges—								
	Workers' Compensation Insurance Premiums	205	18 8		205	18 8
	Tea Money	133	0 0		133	0 0
	B2. Expenses in connection with Buildings—								
	Rents	2,309	9 0		2,309	9 0
	B3. Subsistence and Transport Expenditure—								
	Travelling and Removal Expenses	742	9 11		742	9 11
	Maintenance and Running Expenses of Motor Vehicles	759	7 4		759	7 4
	B4. General Expenditure—								
	Postal, Telegraphic and Telephonic Services	369	6 2		369	6 2
	Books and Papers	137	5 9		137	5 9
	Freight and Cartage	2	15 3		2	15 3
	Laundry Expenses	8	4 6		8	4 6
	Maintenance of Accounting, Adding and Calcu- lating Machines	23	3 3		23	3 3
	Minor Expenses not elsewhere included	36	15 11		36	15 11
		4,727	15 9		4,727	15 9
	OTHER SERVICE—								
	C1. Superannuation contributions of Mr. W. A. Heather, Forestry Trainee, Sydney University	4	4 9		4	4 9
	Total, Forestry Commission, Head Office ...£	43,115	15 5	1,577	18 6		44,693	13 11
97	SECTION—FORESTRY COMMISSION, WOOD TECHNOLOGY DIVISION.								
	SALARIES AND PAYMENTS IN THE NATURE OF SALARY—								
	A1. Salaries	14,143	16 10	71	19 8		14,215	16 6
	A2. Temporary Assistance	117	8 7		117	8 7
	A3. Allowances	264	18 11		264	18 11
	A5. Overtime.....	195	2 2		195	2 2
		14,721	6 6	71	19 8		14,793	6 2
	MAINTENANCE AND WORKING EXPENSES (OTHER THAN SALARIES)—								
	B1. Subsidiary Staff Charges—								
	Workers' Compensation Insurance Premiums	123	8 3		123	8 3
	Tea Money	1	3 0		1	3 0
	B2. Expenses in connection with Buildings—								
	Rents	693	16 2		693	16 2
	Sprinkler and Equipment Maintenance	35	13 6		35	13 6
	B3. Subsistence and Transport Expenditure—								
	Travelling and Removal Expenses.....	258	1 9		258	1 9
	Maintenance and Running Expenses of Motor Vehicles	149	3 6		149	3 6
	B4. General Expenditure—								
	Postal, Telegraphic and Telephonic Services	40	0 0		40	0 0
	Books and Papers	45	5 1		45	5 1
	Freight and Cartage	6	12 2		6	12 2
	Laundry Expenses	6	18 3		6	18 3
	Maintenance of Adding and Calculating Machines	3	18 9		3	18 9
	Maintenance of Dictograph	11	10 0		11	10 0
	Minor Expenses not elsewhere included	8	14 6		8	14 6
		1,384	4 11		1,384	4 11
	OTHER SERVICES—								
	C1. Samples, Exhibits and General Market Extension and Demonstration Products in Home Grown Timbers	50	0 0	21	8 7		71	8 7
	C2. Utilisation Researches in Home Grown Timbers and Forest Projects, including maintenance and pro- vision of incidental equipment	1,426	1 2		1,423	1 2
	C3. Investigation of Home Grown Timber for Aircraft Purposes	336	1 5		336	1 5
		1,812	2 7	21	8 7		1,833	11 2
	Total, Forestry Commi sion Wood Technology Division...£	17,917	14 0	93	8 3		18,011	2 3

*Salary of Commissioner provided under "Special Appropriations" see page 82.

DETAIL STATEMENT OF PAYMENTS, CONSOLIDATED REVENUE FUND—continued.

No. of A.p. appropriation.	HEAD OF SERVICE.	PAYMENTS UNDER PARLIAMENTARY AUTHORITY.			PAYMENTS, TREASURER'S ADVANCE VOTE, TO BE APPROPRIATED.			PAYMENTS UNAUTHORISED IN SUSPENSE.			TOTAL.		
		£	s.	d.	£	s.	d.	£	s.	d.	£	s.	d.
	MINISTER FOR CONSERVATION—continued.												
98	SECTION—FORESTRY COMMISSION, FIELD AND COUNTRY OFFICES.												
	SALARIES AND PAYMENTS IN THE NATURE OF SALARY—												
	A1. Salaries	45,420	17	1	4,039	5	1			49,460	2	2
	A2. Temporary Assistance	237	16	0			237	16	0
	A3. Allowances	1,000	8	7			1,000	8	7
	A4. Officers on Retirement Leave	2,402	1	0			2,402	1	0
	A5. Overtime	41	10	5			41	10	5
		49,102	13	1	4,039	5	1			53,141	18	2
	MAINTENANCE AND WORKING EXPENSES (OTHER THAN SALARIES)—												
	B1. Subsidiary Staff Charges—												
	Workers' Compensation Insurance Premiums	3,614	1	3			3,614	1	3
	B2. Expenses in Connection with Buildings—												
	Rents	1,467	5	6			1,467	5	6
	Cleaning	713	0	3			713	0	3
	B3. Subsistence and Transport Expenditure—												
	Travelling and Removal Expenses	24,258	10	8			24,258	10	8
	Forage and Equipment Expenses	268	6	7			268	6	7
	B4. General Expenditure—												
	Postal, Telegraphic and Telephonic Services	499	2	7			499	2	7
	Books and Papers	9	6	10			9	6	10
	Freight and Cartage	65	13	10			65	13	10
	Lighting and Heating	45	9	7			45	9	7
	Minor Expenses not elsewhere included	35	7	3			35	7	3
		30,976	4	4			30,976	4	4
	OTHER SERVICES—												
	C1. Reafforestation—Native Forests	7,439	19	11			7,439	19	11
	C2. Forest Roads—												
	Construction	50,945	16	8			50,945	16	8
	Maintenance	13,255	17	9			13,255	17	9
	C3. Bush Fire Prevention and Expenses incidental thereto	4,621	3	5			4,621	3	5
	C4. Organisation—Surveys, Buildings, Telephone Lines...	12,353	6	6			12,353	6	6
		88,616	4	3			88,616	4	3
	Total, Forestry Commission, Field and Country Offices.....£	168,695	1	8	4,039	5	1			172,734	6	9
99	SECTION—SOIL CONSERVATION SERVICE.												
	SALARIES AND PAYMENTS IN THE NATURE OF SALARY—												
	A1. Salaries	9,622	6	5	565	14	7			10,188	1	0
	A2. Temporary Assistance	2,152	14	0			2,152	14	0
	A3. Allowances	97	6	11			97	6	11
		11,872	7	4	565	14	7			12,438	1	11
	MAINTENANCE AND WORKING EXPENSES (OTHER THAN SALARIES)—												
	B1. Subsidiary Staff Charges—												
	Workers' Compensation Insurance Premiums	82	2	4			82	2	4
	B2. Expenses in Connection with Buildings—												
	Rents and Alterations to Buildings	114	12	4			114	12	4
	Fire Insurance	8	2	5			8	2	5
	B3. Subsistence and Transport Expenses—												
	Travelling and Removal Expenses	2,576	4	9			2,576	4	9
	Equipment Allowances	29	0	2			29	0	2
	Maintenance and Running Expenses of Motor Vehicles	144	12	3			144	12	3
	Motor Car Insurance	27	10	2			27	10	2
	B4. General Expenses—												
	Postal and Telegraphic Services	106	3	0			106	3	0
	Books, Periodicals and Papers	42	12	10			42	12	10
	Freight and Cartage	9	3	9			9	3	9
	Laundry Expenses	0	12	2			0	12	2
	Minor Expenses not elsewhere included.	16	5	4			16	5	4
		3,157	1	6			3,157	1	6
	OTHER SERVICE—												
	C1. Experimental Stations and Field Investigations	16,309	11	6			16,309	11	6
	Total, Soil Conservation Service	31,339	0	4	565	14	7			31,904	14	11
	Total, Minister for Conservation	379,943	19	8	7,013	18	11			386,957	18	7

DETAIL STATEMENT OF PAYMENTS, CONSOLIDATED REVENUE FUND—*continued.*

No. of Appropriation.	HEAD OF SERVICE.	PAYMENTS UNDER PARLIAMENTARY AUTHORITY.			PAYMENTS, TREASURER'S ADVANCE VOTE, TO BE APPROPRIATED.			PAYMENTS UNAUTHORISED IN SUSPENSE.			TOTAL.		
		£	s.	d.	£	s.	d.	£	s.	d.	£	s.	d.
100	MINISTER FOR AGRICULTURE.												
	SECTION—CENTRAL ADMINISTRATION.												
	SALARIES AND PAYMENTS IN THE NATURE OF SALARY—												
	A1. Salaries	82,515	6	8	2,928	3	11			85,443	10	7
	A2. Temporary Assistance	103	10	9			103	10	9
	A3. Allowances	1,111	6	2			1,111	6	2
	A4. Officers on Retirement Leave	905	16	5			905	16	5
	A5. Overtime	117	7	7			117	7	7
	A6. Monetary Value of Leave payable to Dependent Relatives of Deceased Public Servants	33	7	1			33	7	1
		84,786	14	8	2,928	3	11			87,714	18	7
	MAINTENANCE AND WORKING EXPENSES (OTHER THAN SALARIES)—												
	B1. Subsidiary Staff Charges—												
	Workers' Compensation Insurance Premiums	588	10	10			588	10	10
	Tea Money	281	10	6			281	10	6
	B2. Expenses in connection with Buildings—												
	Fire Insurance Premiums	74	10	11			74	10	11
	B3. Transport Expenditure—												
	Travelling and Removal Expenses	3,932	6	7			3,932	6	7
	Public Liability Insurance	4	2	0			4	2	0
	Horse Equipment and Forage Allowance	60	18	1			60	18	1
	Maintenance of Motor Vehicles			0	5	5			0	5	5
	B4. General Expenditure—												
	Postal and Telegraphic Services	3,099	15	11			3,099	15	11
	Books, Periodicals, Papers and Market Reports	332	18	1			332	18	1
	Freight and Cartage	253	19	3			253	19	3
	Plant, Minor Equipment and Repairs	54	9	5			54	9	5
	Laboratory Requisites	400	12	10			400	12	10
	Disease and Pest Control Tests	81	12	6			81	12	6
	Statistics supplied by Railway Commissioner of New South Wales	200	0	0			200	0	0
	Printing Plans	30	7	5			30	7	5
	Laundry Expenses	17	18	2			17	18	2
	Maintenance of Office Accounting Machines and Dictaphones	38	19	6			38	19	6
	Examiner's Fees	22	7	6			22	7	6
	Photographic Supplies	7	6	7			7	6	7
	Minor Expenses not elsewhere included	28	2	2			28	2	2
		9,510	8	3	0	5	5			9,510	13	8
	OTHER SERVICES—												
	C1. Organisation of an Agricultural Bureau and Branches—Subsidies and Grants	46	1	2			46	1	2
	C3. Contribution to Imperial Institute of Entomology	218	3	1			218	3	1
	C4. Contribution to Imperial Mycological Institute	138	16	6			138	16	6
	C5. Veterinary Surgeons Act—Fees, Travelling and Sundry Expenses	100	0	0	50	0	0			150	0	0
	C6. To meet Claims of Pastures Protection Board Inspectors transferred from one District to another	65	13	9			65	13	9
	C7. To pay Superannuation Contributions, Pastures Protection Board Inspectors	525	1	0			525	1	0
	C8. Expenses of District War Agricultural Committees—part recoverable	7,500	0	0	305	17	0			7,805	17	0
	C9. To provide for the Construction, Maintenance and Improvement of Public Watering Places in the Western Division	17,951	5	3			17,951	5	3
	C10. Board Fees payable under the Stock Foods and Medicines Act	35	14	0			35	14	0
	C11. Repairs and alterations to Biological Glass Houses	220	0	0			220	0	0
	C12. Erection of Dog-proof Fence—Mudgee Pastures Protection District	208	9	6			208	9	6
	C13. To pay part Salaries, Pastures Protection Board Inspectors on Retirement Leave	55	4	3			55	4	3
	C14. Premium for Aviation Personal Accident Insurance	5	0	0	4	4	3			9	4	3
	C15. Bonus for Milling Assistant	25	0	0			25	0	0
	... For destruction of Wild Dogs on Crown Lands, Pilliga Scrub Area			92	16	0			92	16	0
	... Purchase of Motor Vehicle			206	3	4			206	3	4
		27,094	8	6	659	0	7			27,753	9	1
	Total, Central Administration	121,391	11	5	3,587	9	11			124,979	1	4
101	SECTION—DIVISION OF PLANT INDUSTRY.												
	SALARIES AND PAYMENTS IN THE NATURE OF SALARY—												
	A1. Salaries and Wages	26,831	1	0	490	12	4			27,321	13	4
	A2. Temporary Assistance	16	9	11			16	9	11
	A3. Allowances	403	4	3			403	4	3
	Carried forward	27,250	15	2	490	12	4			27,741	7	6

DETAIL STATEMENT OF PAYMENTS, CONSOLIDATED REVENUE FUND—*continued.*

No. of Ap- propriation.	HEAD OF SERVICE.	PAYMENTS UNDER PARLIAMENTARY AUTHORITY.	PAYMENTS, TREASURER'S ADVANCE VOTE, TO BE APPROPRIATED.	PAYMENTS UNAUTHORISED IN SUSPENSE.	TOTAL.
		£ s. d.	£ s. d.	£ s. d.	£ s. d.
	MINISTER FOR AGRICULTURE— <i>continued.</i>				
101	SECTION—DIVISION OF PLANT INDUSTRY— <i>continued.</i>				
	Brought forward	£ 27,250 15 2	490 12 4	27,741 7 6
	MAINTENANCE AND WORKING EXPENSES (OTHER THAN SALARIES)—				
	B1. Subsidiary Staff Charges—				
	Workers' Compensation Insurance Premiums ...	288 5 6	288 5 6
	Tea Money	0 12 6	0 12 6
	B2. Expenses in Connection with Buildings—				
	Rent	114 5 10	114 5 10
	B3. Transport Expenditure—				
	Travelling and Removal Expenses.....	9,920 0 2	9,920 0 2
	B4. General Expenditure—				
	Postal and Telegraphic Services	262 10 2	262 10 2
	Books, Periodicals and Papers	3 6 11	3 6 11
	Freight and Cartage	114 12 8	114 12 8
	Plant, Minor Equipment and Repairs	63 3 6	63 3 6
	Laboratory Requisites	11 1 3	11 1 3
	Photographic Supplies	0 16 8	0 16 8
	Seeds, Plants and Fertilizers	228 14 10	228 14 10
	Fuel (Coal, Coke and Firewood)	9 18 0	9 18 0
	High Pressure Water	11 5 0	11 5 0
	Minor Expenses not elsewhere included	9 7 9	9 7 9
		11,038 0 9	11,038 0 9
	OTHER SERVICE—				
	C1. Expenses—Junior Farmers' Club	69 5 11	69 5 11
	Total, Division of Plant Industry	£ 38,358 1 10	490 12 4	38,848 14 2
102	SECTION—DIVISION OF HORTICULTURE.				
	SALARIES AND PAYMENTS IN THE NATURE OF SALARY—				
	A1. Salaries and Wages	30,678 4 8	244 14 3	30,922 18 11
	A2. Temporary Assistance	2,231 7 11	2,231 7 11
	A3. Allowances	260 0 0	260 0 0
		33,169 12 7	244 14 3	33,414 6 10
	MAINTENANCE AND WORKING EXPENSES (OTHER THAN SALARIES)—				
	B1. Subsidiary Staff Charges—				
	Workers' Compensation Insurance Premiums	417 13 3	417 13 3
	Tea Money	205 4 0	205 4 0
	B2. Expenses in Connection with Buildings—				
	Rent	235 16 0	235 16 0
	Fire Insurance Premiums	10 5 9	10 5 9
	B3. Transport Expenditure—				
	Travelling and Removal Expenses.....	11,696 6 8	11,696 6 8
	Maintenance of Motor Vehicles	111 14 11	111 14 11
	Motor Vehicle Insurance Premiums	7 14 11	7 14 11
	B4. General Expenditure—				
	Postal and Telegraphic Services.....	274 0 8	274 0 8
	Books, Periodicals and Papers	6 9 3	6 9 3
	Freight and Cartage	98 9 1	98 9 1
	Plant, Minor Equipment and Repairs	154 10 5	154 10 5
	Disease Control and Fertilizer Tests	154 5 8	154 5 8
	Laundry Expenses	1 13 4	1 13 4
	Maintenance of Office Accounting Machines	2 12 6	2 12 6
	Photographic Supplies	3 9 11	3 9 11
	Fuel (Coal, Coke and Firewood)	8 12 1	8 12 1
	Telephones—not provided on Votes of Public Works Department	18 9 5	18 9 5
	Materials for Fumigation and Inspection Work...	78 18 5	78 18 5
	Commission for Collection of Inspection Fees	50 2 0	50 2 0
	Lighting and Heating	39 8 5	39 8 5
	Minor Expenses not elsewhere included	12 6 4	12 6 4
		13,588 3 0	13,588 3 0
	OTHER SERVICES—				
	C2. To meet Expenses in connection with Food Preserv- ing Problems	800 0 0	800 0 0
	C3. Contribution towards cost of Extension Work on Soils and Irrigation within Murrumbidgee Irrigation Area	750 0 0	750 0 0
	... Purchase of Motor Vehicle	174 4 1	174 4 1
		1,550 0 0	174 4 1	1,724 4 1
	Total, Division of Horticulture	£ 48,307 15 7	418 18 4	48,726 13 11

DETAIL STATEMENT OF PAYMENTS, CONSOLIDATED REVENUE FUND—*continued.*

No. of Appropriation.	HEAD OF SERVICE.	PAYMENTS UNDER PARLIAMENTARY AUTHORITY.		PAYMENTS, TREASURER'S ADVANCE VOTE, TO BE APPROPRIATED.		PAYMENTS UNAUTHORISED IN SUSPENSE.		TOTAL.	
		£	s. d.	£	s. d.	£	s. d.	£	s. d.
103	MINISTER FOR AGRICULTURE— <i>continued.</i>								
	SECTION—DIVISION OF DAIRYING.								
	SALARIES AND PAYMENTS IN THE NATURE OF SALARY—								
	A1. Salaries and Wages	14,921	0 0	688 18 8				15,609	18 8
	A2. Temporary Assistance	50	6 7					50	6 7
	A3. Allowances	100	0 2					100	0 2
		15,071	6 9	688 18 8				15,760	5 5
	MAINTENANCE AND WORKING EXPENSES (OTHER THAN SALARIES)—								
	B1. Subsidiary Staff Charges—								
	Workers' Compensation Insurance Premiums ...	183	12 3					183	12 3
	Tea Money	4	12 6					4	12 6
	B2. Expenses in Connection with Buildings—								
	Rent	104	19 0					104	19 0
	B3. Transport Expenditure—								
	Travelling and Removal Expenses.....	6,210	0 0	48 0 5				6,258	0 5
	B4. General Expenses—								
	Postal and Telegraphic Services	143	9 2					143	9 2
	Books, Periodicals and Papers	0	5 0					0	5 0
	Freight and Cartage	6	4 11					6	4 11
	Fuel (Coal, Coke and Firewood).....	3	7 6					3	7 6
	Telephones—not provided for on Votes of Public Works Department	5	19 9					5	19 9
	Laundry Expenses	0	4 11					0	4 11
	Printing and Stationery	19	4 11					19	4 11
	Herd Testing Materials and Repairs	35	18 4					35	18 4
	Dairy and Herd Testing Plant and Equipment ...	3	6 11					3	6 11
	Maintenance of Office Accounting Machines	7	6 1					7	6 1
	Minor Expenses not elsewhere included	0	12 0					0	12 0
		6,729	3 3	48 0 5				6,777	3 8
	Total, Division of Dairying£	21,800	10 0	736 19 1				22,537	9 1
104	SECTION—HAWKESBURY AGRICULTURAL COLLEGE.								
	SALARIES AND PAYMENTS IN THE NATURE OF SALARY—								
	A1. Salaries and Wages	21,835	13 3	430 19 11				22,266	13 2
	A2. Temporary Assistance	30	9 0					30	9 0
	A3. Allowances	30	11 4					30	11 4
	A4. Officers on Retirement Leave.....	241	11 2					241	11 2
		22,138	4 9	430 19 11				22,569	4 8
	MAINTENANCE AND WORKING EXPENSES (OTHER THAN SALARIES)—								
	B1. Subsidiary Staff Charges—								
	Workers' Compensation Insurance Premiums	324	7 4					324	7 4
	B2. Expenses in Connection with Buildings—								
	Repairs to Buildings	1,137	5 9					1,137	5 9
	B3. Subsistence and Transport Expenditure—								
	Travelling and Removal Expenses	50	1 11					50	1 11
	Maintenance of Motor Vehicles	61	17 9					61	17 9
	Motor Vehicle Insurance Premiums	20	8 8					20	8 8
	B4. General Expenses—								
	Postal and Telegraphic Services	86	10 0					86	10 0
	Books, Periodicals and Papers	32	12 3					32	12 3
	Freight and Cartage.....	767	1 0					767	1 0
	Repairs to Plant and Machinery	551	14 9					551	14 9
	Fencing	51	15 5					51	15 5
	Fuel (Coal, Coke and Firewood)	496	7 9					496	7 9
	Provision of Food for Staff and Students	995	9 11					995	9 11
	Milk and Cream for Cheese and Butter Factory ...	238	8 6					238	8 6
	Seeds, Plants, Fertilisers and other Farm Requisites	2,076	13 7					2,076	13 7
	Fodder for Farm Stock.....	2,038	18 7					2,038	18 7
	Examiners' Fees.....	44	6 0					44	6 0
	Repairs to Egg Laying Competition Pens	135	19 9					135	19 9
	Minor Expenses not elsewhere included.....	0	6 6					0	6 6
		9,110	5 5					9,110	5 5
	Carried forward£	31,248	10 2	430 19 11				31,679	10 1

DETAIL STATEMENT OF PAYMENTS, CONSOLIDATED REVENUE FUND—*continued.*

No. of Appropriation.	HEAD OF SERVICE.	PAYMENTS UNDER PARLIAMENTARY AUTHORITY.			PAYMENTS, TREASURER'S ADVANCE VOTE, TO BE APPROPRIATED.			PAYMENTS UNAUTHORISED IN SUSPENSE.			TOTAL.		
		£	s.	d.	£	s.	d.	£	s.	d.	£	s.	d.
	MINISTER FOR AGRICULTURE— <i>continued.</i>												
104	SECTION—HAWKESBURY AGRICULTURAL COLLEGE— <i>continued.</i>												
	Brought forward	31,248	10	2	430	19	11			31,679	10	1
	OTHER SERVICES—												
	C1. Farrer Scholarship at Hawkesbury Agricultural College	16	10	0			16	10	0
	C2. Bursaries at Hawkesbury Agricultural College	150	0	0			150	0	0
	C3. Bonuses to Stockmen	7	10	0			7	10	0
	C5. Purchase of Live Stock	392	1	1			392	1	1
	C6. Purchase and Installation of Plant and Machinery ..	957	2	11			957	2	11
	C7. Membership, Registration and Entry Fees paid to Stud and Show Societies	78	2	6			78	2	6
	C8. Repairs to Roads	55	11	6			55	11	6
	C10. Construction of Sheds, Silos, etc.	287	3	2			287	3	2
	... Purchase of Motor Vehicle			157	4	0			157	4	0
		1,944	1	2	157	4	0			2,101	5	2
	Total, Hawkesbury Agricultural College	33,192	11	4	588	3	11			33,780	15	3
105	SECTION—EXPERIMENT FARMS AND NURSERIES.												
	SALARIES AND PAYMENTS IN THE NATURE OF SALARY—												
	A1. Salaries and Wages	45,432	1	11	1,155	16	11			46,587	18	10
	A2. Temporary Assistance	6,681	4	10			6,681	4	10
	A3. Allowances	194	19	5			194	19	5
	A4. Officers on Retirement Leave	127	14	4			127	14	4
		52,436	0	6	1,155	16	11			53,591	17	5
	MAINTENANCE AND WORKING EXPENSES (OTHER THAN SALARIES)—												
	B1. Subsidiary Staff Charges—												
	Workers' Compensation Insurance Premiums	765	8	9			765	8	9
	B2. Expenses in Connection with Buildings—												
	Rent of Farms and Buildings	27	10	0			27	10	0
	Repairs to Buildings	2,451	7	1			2,451	7	1
	Additions to Buildings	110	17	0			110	17	0
	B3. Transport Expenditure—												
	Travelling and Removal Expenses	1,199	12	8			1,199	12	8
	Maintenance of Motor Vehicles	987	13	5			987	13	5
	Motor Vehicle Insurance Premiums	46	12	4			46	12	4
	B4. General Expenditure—												
	Postal and Telegraphic Services	138	10	7			138	10	7
	Books, Periodicals and Papers	11	0	9			11	0	9
	Freight and Cartage	3,043	1	6			3,043	1	6
	Lighting and Heating	6	6	6			6	6	6
	Repairs to Plant and Machinery	1,441	4	10			1,441	4	10
	Fencing Repairs and Maintenance	434	8	3			434	8	3
	Laundry Expenses	10	16	10			10	16	10
	Water Supply, Tanks and Dams	1,298	4	6			1,298	4	6
	Telephones not provided for on Votes of Public Works Department	41	7	3			41	7	3
	Provision of Food for Staff and Students	115	4	9			115	4	9
	Fuel (Coal, Coke and Firewood)	129	4	2			129	4	2
	Fuel (Oil)	1,444	9	11			1,444	9	11
	Plants, Seeds, Fertilisers and other Farm Requisites	9,554	8	3			9,554	8	3
	Fodder for Farm Stock	4,342	5	10			4,342	5	10
	Maintenance of Water Supply	169	15	6			169	15	6
	Minor Expenses not elsewhere included	33	2	10			33	2	10
		27,802	13	6			27,802	13	6
	OTHER SERVICES—												
	C1. Bonuses to Stockmen	20	0	0			20	0	0
	C2. New Fencing, Clearing Roads, etc.	130	12	7			130	12	7
	C3. Purchase and Installation of Plant and Machinery ...	2,043	10	9			2,043	10	9
	C4. Purchase of Livestock	955	0	3			955	0	3
	C5. Membership, Registration and Entry Fees paid to Stud and Show Societies	258	9	9			258	9	9
	C6. Repairs and Extension to Electric System	86	11	8			86	11	8
	C7. Electric Light and Power, Riverina Welfare Farm ...	257	5	5			257	5	5
	C10. Construction of Sheds, Silos, etc.	2,137	5	0			2,137	5	0
		5,888	15	5			5,888	15	5
	Total, Experiment Farms and Nurseries	86,127	9	5	1,155	16	11			87,283	6	4

DETAIL STATEMENT OF PAYMENTS, CONSOLIDATED REVENUE FUND—*continued.*

No. of Ap- propriation.	HEAD OF SERVICE.	PAYMENTS UNDER PARLIAMENTARY AUTHORITY.	PAYMENTS, TREASURER'S ADVANCE VOTE, TO BE APPROPRIATED.	PAYMENTS UNAUTHORISED IN SUSPENSE.	TOTAL.
		£ s. d.	£ s. d.	£ s. d.	£ s. d.
106	MINISTER FOR AGRICULTURE— <i>continued.</i>				
	SECTION—DIVISION OF ANIMAL INDUSTRY—HEAD AND DISTRICT OFFICES.				
	SALARIES AND PAYMENTS IN THE NATURE OF SALARY—				
	A1. Salaries and Wages	31,025 6 7	151 15 4	31,177 1 11
	A2. Temporary Assistance	337 14 4	337 14 4
	A3. Allowances	530 14 2	530 14 2
	A4. Officers on Retirement Leave	448 0 0	448 0 0
		32,341 15 1	151 15 4	32,493 10 5
	MAINTENANCE AND WORKING EXPENSES (OTHER THAN SALARIES)—				
	B1. Subsidiary Staff Charges—				
	Workers' Compensation Insurance Premiums	373 9 6	373 9 6
	Tea Money	47 10 0	47 10 0
	B2. Expenses in Connection with Buildings—				
	Rent	126 6 11	126 6 11
	Repairs to Buildings.....	209 5 9	209 5 9
	B3. Transport Expenditure—				
	Travelling and Removal Expenses.....	9,138 16 1	9,138 16 1
	Maintenance of Motor Vehicles	392 19 4	392 19 4
	Motor Vehicle Insurance Premiums	34 0 6	34 0 6
	B4. General Expenditure—				
	Postal and Telegraphic Services	719 4 5	719 4 5
	Books, Periodicals and Papers	44 1 8	44 1 8
	Freight and Cartage	230 11 0	230 11 0
	Upkeep of Quarantine Station	23 1 7	23 1 7
	Investigation of Diseases and Outbreak of Diseases—Drugs and Vaccines, Material and Surgical Instruments	310 8 2	310 8 2
	Laundry Expenses	43 19 2	43 19 2
	Maintenance of Gas Plant	110 6 8	110 6 8
	Repairs to Plant and Machinery	37 3 10	37 3 10
	Laboratory Glassware, Apparatus and Drugs...	366 0 4	366 0 4
	Fodder for Livestock	363 5 7	363 5 7
	Fuel, (Coal, Coke and Firewood)	31 10 1	31 10 1
	Fuel (Oil)	105 16 11	105 16 11
	Fencing Repairs and Maintenance	56 12 3	56 12 3
	Animals and Materials for Experimental Work ...	130 16 9	130 16 9
	Plants, Seeds, Fertilizers and other Farm Requisites	185 11 6	185 11 6
	Water Supply and Drainage	80 5 6	80 5 6
	Minor Expenses not elsewhere included	12 13 7	12 13 7
		13,173 17 1	13,173 17 1
	OTHER SERVICES—				
	C1. Part Running Costs, Nutritional Research Station...	236 10 4	236 10 4
	C4. Restoration of Water Service	126 14 6	126 14 6
	C5. Classes of Instruction for Pastures Protection Board Inspectors of Stock	29 10 8	29 10 8
	C6. Law Costs	4 14 6	4 14 6
	C7. Purchase and Installation of Plant and Machinery...	50 0 0	1 9 1	51 9 1
	C8. Laboratory Equipment	192 19 6	192 19 6
	C9. Construction of Laboratory	351 5 0	351 5 0
	C10. Purchase of Motor Vehicle	434 0 0	451 15 10	885 15 10
	C11. To reimburse Pastures Protection Board part Salary of Inspector while engaged on Special Work for the Department	260 0 0	260 0 0
	C12. Building of Culvert	71 7 3	71 7 3
	C13. Outbreak of Stickfast Flea in Broken Hill District...	368 0 0	126 14 6	494 14 6
	... Construction and Erection of Buffalo Fly Traps	36 9 1	36 9 1
		2,125 1 9	616 8 6	2,741 10 3
	Total, Division of Animal Industry—Head and District Offices.....£	47,640 13 11	768 3 10	48,408 17 9
107	SECTION—DIVISION OF ANIMAL INDUSTRY—QUEENSLAND BORDER.				
	SALARIES AND PAYMENTS IN THE NATURE OF SALARY—				
	A1. Salaries and Wages	7,455 7 2	7,455 7 2
	A2. Temporary Assistance	604 10 8	604 10 8
	A3. Allowances	1,113 7 2	1,113 7 2
	A4. Officers on Retirement Leave	68 6 10	68 6 10
	Carried forward	9,241 11 10	9,241 11 10

DETAIL STATEMENT OF PAYMENTS, CONSOLIDATED REVENUE FUND—*continued.*

No. of Appropriation.	HEAD OF SERVICE.	PAYMENTS UNDER PARLIAMENTARY AUTHORITY.		PAYMENTS, TREASURER'S ADVANCE VOTE, TO BE APPROPRIATED.		PAYMENTS UNAUTHORISED IN SUSPENSE.		TOTAL.	
		£	s. d.	£	s. d.	£	s. d.	£	s. d.
	MINISTER FOR AGRICULTURE— <i>continued.</i>								
107	SECTION—DIVISION OF ANIMAL INDUSTRY—QUEENSLAND BORDER— <i>continued.</i>								
	* Brought forward	£	9,241 11 10		9,241 11 10	
	MAINTENANCE AND WORKING EXPENSES (OTHER THAN SALARIES)—								
	B1. Subsidiary Staff Charges—								
	Workers' Compensation Insurance Premiums	156	0 0		156 0 0	
	B2. Expenses in connection with Buildings—								
	Rent	37	8 3		37 8 3	
	Repairs to Buildings	57	4 4		57 4 4	
	B3. Transport Expenditure—								
	Travelling and Removal Expenses	488	7 9		488 7 9	
	Horse Equipment and Forage Allowances	1,603	8 8		1,603 8 8	
	B4. General Expenditure—								
	Postal and Telegraphic Services	47	16 7		47 16 7	
	Freight and Cartage	86	4 1		86 4 1	
	Dip Repairs	354	5 5		354 5 5	
	Telephones not provided for on Votes of Public Works Department	114	5 2		114 5 2	
	Rent of Dip Sites	1	0 0		1 0 0	
	Rent of Occupational Permits	1	0 0		1 0 0	
	Medicaments and Water Supply for Dips and Spraying	73	1 4		73 1 4	
	Lighting and Heating	23	7 2		23 7 2	
	Stationery	1	12 9		1 12 9	
	Office Equipment and Repairs	0	13 10		0 13 10	
	General Stores	42	3 4		42 3 4	
	Rates and Taxes	9	15 7		9 15 7	
	Minor Expenses not elsewhere included	0	10 0		0 10 0	
		3,098	4 3		3,098 4 3	
	OTHER SERVICES—								
	C1. Compensation	15	0 0	329 0 0			344 0 0	
	C2. Fencing and Clearing	117	5 4		117 5 4	
	C3. New Buildings and Minor Additions	238	6 2		238 6 2	
		370	11 6	329 0 0			699 11 6	
	Total, Division of Animal Industry—Queensland Border	£	12,710 7 7	329 0 0			13,039 7 7	
108	SECTION—DIVISION OF ANIMAL INDUSTRY—TICK QUARANTINE AREAS.								
	SALARIES AND PAYMENTS IN THE NATURE OF SALARY—								
	A1. Salaries and Wages	134,876	18 3	233 11 9		12,884 2 5		147,994 12 5	
	A3. Allowances	138	17 10		138 17 10	
	A6. Monetary Value of Leave payable to Dependent Relatives of Deceased Public Servants	161	10 4		161 10 4	
		135,177	6 5	233 11 9		12,884 2 5		148,295 0 7	
	MAINTENANCE AND WORKING EXPENSES (OTHER THAN SALARIES)—								
	B1. Subsidiary Staff Charges—								
	Workers' Compensation Insurance Premiums	2,309	18 11		2,309 18 11	
	B2. Expenses in Connection with Buildings—								
	Rent	565	6 10		565 6 10	
	Repairs to Buildings	276	17 10		276 17 10	
	B3. Transport Expenditure—								
	Travelling and Removal Expenses	13,925	12 11		13,925 12 11	
	Horse Equipment and Forage Allowances	30,711	16 11		30,711 16 11	
	Maintenance of Motor Vehicles	236	17 7		236 17 7	
	Motor Vehicle Insurance Premiums	10	7 9		10 7 9	
	B4. General Expenditure—								
	Postal and Telegraphic Services	358	17 6		358 17 6	
	Freight and Cartage	1,347	3 8		1,347 3 8	
	Dip Repairs	622	1 3		622 1 3	
	Laundry Expenses	8	12 0		8 12 0	
	Telephones not provided for on Votes of Public Works Department	425	0 5		425 0 5	
	Rent of Dip Sites	253	0 8		253 0 8	
	Medicaments and Water Supply for Dips and Spraying	1,112	16 6		1,112 16 6	
	Carried forward	£	52,164 10 9		52,164 10 9	
	Carried forward	£	135,177 6 5	233 11 9		12,884 2 5		148,295 0 7	

DETAIL STATEMENT OF PAYMENTS, CONSOLIDATED REVENUE FUND—*continued.*

No. of Ap- propriation.	HEAD OF SERVICE.	PAYMENTS UNDER PARLIAMENTARY AUTHORITY.	PAYMENTS, TREASURER'S ADVANCE VOTE, TO BE APPROPRIATED.	PAYMENTS UNAUTHORISED IN SUSPENSE.	TOTAL.
		£ s. d.	£ s. d.	£ s. d.	£ s. d.
108	MINISTER FOR AGRICULTURE— <i>continued.</i>				
	SECTION—DIVISION OF ANIMAL INDUSTRY—TICK QUARANTINE AREAS— <i>continued.</i>				
	Brought forward	£ 135,177 6 5	233 11 9	12,884 2 5	148,295 0 7
	MAINTENANCE AND WORKING EXPENSES (OTHER THAN SALARIES)— <i>continued.</i>				
	Brought forward	£ 52,164 10 9	52,164 10 9
	B4. General Expenditure— <i>continued.</i>				
	Printing	37 5 5	37 5 5
	Upkeep of Chemical Laboratory	169 12 6	169 12 6
	Lighting and Heating	109 17 8	109 17 8
	Stationery	49 5 1	49 5 1
	Members' Fees—Board of Tick Control	129 2 0	129 2 0
	Office Equipment and Repairs	8 9 10	8 9 10
	Plant, Minor Equipment and Loose Tools	743 9 1	743 9 1
	General Stores	185 0 10	185 0 10
	Rates and Taxes	9 11 8	9 11 8
	Minor Expenses not elsewhere included	21 12 11	21 12 11
		53,627 17 9	53,627 17 9
	OTHER SERVICES—				
	C1. Compensation	2,177 4 8	2,177 4 8
	C3. Rent of Areas emptied of Stock	228 18 4	228 18 4
	C5. Construction of Dips	9,923 2 0	9,923 2 0
	C6. Fencing, Clearing and Drainage	532 6 1	532 6 1
	C7. New Buildings	59 14 0	59 14 0
	C8. Law Costs	16 3 4	16 3 4
		12,937 8 5	12,937 8 5
	Total, Division of Animal Industry—Tick Quarantine Areas	£ 201,742 12 7	233 11 9	12,884 2 5	214,860 6 9
109	SECTION—BOTANIC GARDENS AND ALLIED ACTIVITIES.				
	SALARIES AND PAYMENTS IN THE NATURE OF SALARY—				
	A1. Salaries and Wages	28,835 9 9	384 10 5	29,220 0 2
	A3. Allowances	273 11 8	273 11 8
	A4. Officers on Retirement Leave.....	1,070 9 6	1,070 9 6
		30,179 10 11	384 10 5	30,564 1 4
	MAINTENANCE AND WORKING EXPENSES (OTHER THAN SALARIES)—				
	B1. Subsidiary Staff Charges—				
	Workers' Compensation Insurance Premiums	400 19 9	400 19 9
	B2. Expenses in Connection with Buildings—				
	Repairs to Building	1,020 12 9	1020 12 9
	B3. Subsistence and Transport Expenditure—				
	Travelling and Removal Expenses.....	6 10 11	6 10 11
	Maintenance of Motor Vehicles	302 3 7	302 3 7
	Equipment Allowances	7 0 0	7 0 0
	Motor Vehicle Insurance Premiums.....	32 4 6	32 4 6
	B4. General Expenditure—				
	Postal and Telegraphic Services	13 5 11	13 5 11
	Books, Periodicals and Papers	5 4 5	5 4 5
	Freight and Cartage	4 7 5	4 7 5
	Laundry Expenses	2 5 2	2 5 2
	Fuel (Coal, Coke and Firewood)	150 6 6	150 6 6
	Seeds, Plants, Fertilizers, Garden Implements, Equipment and other Requisites	344 14 11	344 14 11
	Upkeep of Roads and Footpaths	30 15 8	30 15 8
	Fodder for Livestock	216 3 1	216 3 1
	Water and Sewerage Maintenance, Renewals and Minor Additions	376 4 10	376 4 10
	Upkeep and Maintenance of Mowers.....	421 0 9	421 0 9
	Public Liability Insurance	6 10 0	6 10 0
	Minor Expenses not elsewhere included	6 17 0	6 17 0
		3,347 7 2	3,347 7 2
	OTHER SERVICES—				
	C1. Repairs to Road—Outer Domain	136 17 4	136 17 4
	C2. Renewal of Gas Service to Kiosk, Botanic Gardens...	47 1 0	47 1 0
	C3. Alterations and Repairs to Glass Houses	287 8 2	287 8 2
		471 6 6	471 6 6
	Total, Botanic Gardens and Allied Activities.....	£ 33,998 4 7	384 10 5	34,382 15 0

DETAIL STATEMENT OF PAYMENTS, CONSOLIDATED REVENUE FUND—continued.

No. of Appropriation.	HEAD OF SERVICE.	PAYMENTS UNDER PARLIAMENTARY AUTHORITY.			PAYMENTS, TREASURER'S ADVANCE VOTE, TO BE APPROPRIATED.			PAYMENTS UNAUTHORISED IN SUSPENSE.			TOTAL.		
		£	s.	d.	£	s.	d.	£	s.	d.	£	s.	d.
110	MINISTER FOR AGRICULTURE—continued.												
	SECTION—GRAIN ELEVATORS.												
	SALARIES AND PAYMENTS IN THE NATURE OF SALARY—												
	A1. Salaries and Wages	20,938	4	6			20,938	4	6
	A2. Temporary Assistance	20,518	14	8			20,518	14	8
	A3. Allowances	100	1	4			100	1	4
	A4. Officers on Retirement Leave	219	1	0			219	1	0
		41,776	1	6			41,776	1	6
	MAINTENANCE AND WORKING EXPENSES (OTHER THAN SALARIES)—												
	B1. Subsidiary Staff Charges—												
	Workers' Compensation Insurance Premiums	1,516	11	6			1,516	11	6
	Tea Money	1	1	6			1	1	6
	B3. Subsistence and Transport Expenditure—												
	Travelling and Removal Expenses.....	4,488	2	5			4,488	2	5
	Maintenance of Motor Vehicles	464	0	8			464	0	8
	Motor Vehicle Insurance Premiums	49	9	3			49	9	3
	B4. General Expenditure—												
	Postal and Telegraphic Services	549	2	0			549	2	0
	Freight and Cartage	783	9	0			783	9	0
	Elevator Agents' Commission	5,233	6	0			5,233	6	0
	Fire Insurance on Terminal Elevators	1,951	2	4			1,951	2	4
	Oil Fuel	3,722	18	5			3,722	18	5
	Electric Light and Power	2,059	9	11			2,059	9	11
	Elevator Stores, Renewals, Repairs and Services...	6,275	13	7			6,275	13	7
	Telephones—not provided for on Votes of Public Works Department	156	2	4			156	2	4
	Rent of Wheat-stacking Sites.....	3,000	0	0			3,000	0	0
	Minor Expenses not elsewhere included	4	3	6			4	3	6
		30,254	12	5			30,254	12	5
	OTHER SERVICES—												
	C1. Purchase of Plant and Equipment	147	10	0			147	10	0
	C2. Purchase of Motor Car	231	19	8			231	19	8
		379	9	8			379	9	8
	Total, Grain Elevators	72,410	3	7			72,410	3	7
	Total, Minister for Agriculture	717,680	1	10	8,693	6	6	12,884	2	5	739,257	10	9

DETAIL STATEMENT OF PAYMENTS, CONSOLIDATED REVENUE FUND—continued.

HEAD OF SERVICE.	PAYMENTS UNDER PARLIAMENTARY AUTHORITY.			PAYMENTS, TREASURER'S ADVANCE VOTE, TO BE APPROPRIATED.			PAYMENTS UNAUTHORISED IN SUSPENSE.			TOTAL.		
	£	s.	d.	£	s.	d.	£	s.	d.	£	s.	d.
SPECIAL APPROPRIATIONS.												
SCHEDULES:—												
Third Schedule, Constitution Act	11,668	0	2	11,668	0	2
Fourth Schedule, Constitution Act—												
Pensions to Judges	2,210	0	0	2,210	0	0
Third Schedule, Colonial Acts—												
Chief Justice	1,500	0	0	1,500	0	0
Puisne Judges	19,897	10	7	19,897	10	7
EXECUTIVE AND LEGISLATIVE:—												
Ministers of the Crown Salaries, Act No. 18, 1938.....	23,420	0	0	23,420	0	0
Allowances, Parliamentary Representatives, Acts Nos. 32, 1902, 19, 1912, and 18, 1938	69,334	10	2	69,334	10	2
Parliamentary Electorates and Elections, Acts Nos. 41, 1912, 40, 1918, 12, 1926, and 55, 1928.	9,968	13	4*	9,968	13	4
President, Legislative Council, &c., Salaries, Act No. 18, 1938	4,690	0	0	4,690	0	0
PREMIER:—												
Public Service Board, Acts Nos. 31, 1902, and 43, 1919.	4,785	18	9	4,785	18	9
COLONIAL SECRETARY:—												
President, Board of Fire Commissioners of New South Wales, Acts Nos. 9, 1909, and 4, 1927	1,000	0	0	1,000	0	0
MINISTER FOR PUBLIC HEALTH:—												
David Berry Hospital, Act No. 53, 1906	4,734	15	10	4,734	15	10
TREASURER:—												
Inscribed Stock, Management and Expenses, Act No. 79, 1902	3,761	4	10	3,761	4	10
Government Savings Bank, Acts Nos. 48, 1906 (section 69), and 40, 1920 (section 37), Forfeited Crown Lands Securities (Rural Bank)—Adjustment of shortage in proceeds of sales.....	19,322	2	1	19,322	2	1
Director of State Lotteries— Salary—Act No. 51, 1930	1,000	0	0	1,000	0	0
INTEREST ON—												
Debentures and Funded Stock (Various Acts).....	4,868,538	17	5†	4,868,538	17	5
Treasury Bills (Various Acts).....	328,069	19	1‡	328,069	19	1
SINKING FUND—												
Payments to National Debt Commission (Commonwealth) Act No. 14, 1928	1,217,796	19	5†	1,217,796	19	5
RURAL BANK OF NEW SOUTH WALES:—												
Government Agency Department—Cost of administra- tion of Agencies controlled—Act No. 56, 1934	143,111	0	0	143,111	0	0
Government Guarantee Agency—Payments under Guarantees in respect of Advances to Settlers— Acts Nos. 46, 1929 and 56, 1934	33,818	10	1	33,818	10	1
PENSIONS:—												
Public Service (Superannuation), Act No. 8, 1903— Pensions under the Civil Service Act, 1884—												
Pensions	£	s.	d.									
Refunds	60,243	18	3									
	4	3	7									
	60,248	1	10	60,248	1	10
Police Regulation (Superannuation), Acts Nos. 28, 1906, and 23, 1927	236,000	0	0	236,000	0	0
Superannuation Acts Nos. 28, 1916, 44, 1918, 30, 1919 and 31, 1930—Public Service Free Pensions	21,117	1	5	21,117	1	5
Employer's Liability to the State Superannuation Fund, Acts Nos. 28, 1916, and 31, 1930—Public Service Contributory Pensions	385,500	0	0	385,500	0	0
Land and Valuation Court Judge, Act No. 10, 1921	1,300	0	0	1,300	0	0
District Court Judges, Acts Nos. 23, 1912, and 9, 1918...	1,185	0	0	1,185	0	0
Chairman, Public Service Board, Act No. 43, 1919	600	0	0	600	0	0
Maritime Services Board—Pension of Vice-President, Act No. 18, 1936	416	0	0	416	0	0
Sydney Branch Royal Mint Pensions, Act No. 41, 1902...	3,454	10	2	3,454	10	2
Carried forward	£7,478,448	15	2	£7,478,448	15	2

* See page 21

‡ See page 83

† See page 178.

DETAIL STATEMENT OF PAYMENTS, CONSOLIDATED REVENUE FUND—*continued.*

HEAD OF SERVICE.	PAYMENTS UNDER PARLIAMENTARY AUTHORITY.	PAYMENTS, TREASURER'S ADVANCE VOTE, TO BE APPROPRIATED.	PAYMENTS UNAUTHORISED IN SUSPENSE.	TOTAL.
	£ s. d.	£ s. d.	£ s. d.	£ s. d.
SPECIAL APPROPRIATIONS— <i>continued.</i>				
Brought forward	7,478,448 15 2	7,478,448 15 2
ATTORNEY-GENERAL AND JUSTICE:—				
District Court Judges, Salaries, Act No. 23, 1912	15,286 5 10	15,286 5 10
Land and Valuation Court, Salary of Judge, Act No. 10, 1921	2,600 0 0	2,600 0 0
Industrial Commissioners, Act No. 45, 1927	14,625 0 0	14,625 0 0
LANDS:—				
Western Lands Office:—				
Salaries of Commissioner and Chairmen—Acts Nos. 70, 1901, 29, 1931, and 12, 1934	3,500 0 0	3,500 0 0
Wild Dog Destruction Act, Subsidy, Act No. 17, 1921 ...	2,024 3 7	2,024 3 7
Prickly Pear, Acts Nos. 31, 1924, 4, 1925, and 13, 1930 ...	5,000 0 0	5,000 0 0
LOCAL GOVERNMENT:—				
Valuation of Land Act—Valuer-General, Act No. 2, 1916	1,000 0 0	1,000 0 0
PUBLIC INSTRUCTION:—				
Endowment, Sydney University, Acts Nos. 22, 1900, 92, 1902, 52, 1912, 78, 1916, 64, 1932, 16, 1937, and 30, 1937	100,000 0 0	100,000 0 0
Endowment, Australian Museum, Acts Nos. 61, 1902, 64, 1932, and 16, 1937	1,000 0 0	1,000 0 0
Endowment, Affiliated Colleges, Act No. 22, 1900	2,500 0 0	2,500 0 0
Endowment, Women's College, Act No. 71, 1902	500 0 0	500 0 0
Endowment, Public Library, Acts Nos. 54, 1899, 64, 1932, and 16, 1937	2,000 0 0	2,000 0 0
Endowment, National Art Gallery, Acts Nos. 54, 1899, 64, 1932, and 16, 1937	2,000 0 0	2,000 0 0
MINES:—				
Miners' Accident Relief (Repeal) Act—Allowances, Acts Nos. 46, 1916 and 13, 1928	7,822 8 4	7,822 8 4
LABOUR AND INDUSTRY AND SOCIAL WELFARE:—				
Workmen's Compensation (Broken Hill)—Government Contribution, Acts Nos. 36, 1920, and 22, 1927	46,304 0 0	46,304 0 0
CONSERVATION:—				
Water Conservation and Irrigation Commissioners, Act No. 22, 1916	1,561 11 8	1,561 11 8
Forestry Commissioner, Acts Nos. 55, 1916 and 67, 1924...	1,500 0 0	1,500 0 0
TOTAL, SPECIAL APPROPRIATIONS	7,687,672 4 7	7,687,672 4 7
Total Payments—Consolidated Revenue Fund	33,682,702 1 9	200,000 0 0	867,770 5 8	34,750,472 7 5

M. K. WEIR,
Under Secretary and Comptroller of Accounts.

W. R. A. KILPATRICK,
Accountant.

J. M. BADDELEY,
Acting Treasurer.

The Treasurer, New South Wales.
Sydney, 10th August, 1945.

CONSOLIDATED REVENUE FUND.

STATEMENT OF DISTRIBUTION OF INTEREST paid during the year ended 30th June, 1945.

HEAD OF SERVICE.	PAID IN AUSTRALIA.	PAID IN LONDON.	PAID IN NEW YORK.	TOTAL.
Interest on—	£ s. d.	£ s. d.	£ s. d.	£ s. d.
Debentures and Funded Stock	5,973,483 7 0	5,452,744 6 1	560,954 12 6	11,987,182 5 7
Treasury Bills	143,664 7 5	184,405 11 8	328,069 19 1
Moneys in the Temporary Possession of the Government... ..	264,773 17 4	264,773 17 4
Gross Interest charged for year 1944-45	£ 6,381,921 11 9	5,637,149 17 9	560,954 12 6	12,580,026 2 0
Less—		TOTAL REPAYMENTS.	DISSECTION OF TOTAL REPAYMENTS.	
Proportion borne by Statutory Bodies and Recoupments from Other Sources—			Repayments on account of previous year's expenditure.	Repayments on account of current year's expenditure.
Commissioner for Railways—		£ s. d.	£ s. d.	£ s. d.
Railways	5,350,000 0 0	5,350,000 0 0
Commissioner for Road Transport and Tramways—				
Metropolitan Tramways	225,397 0 1	1,097 0 1	224,300 0 0
Metropolitan Motor Omnibus Services	11,308 16 10	68 16 10	11,240 0 0
Newcastle and District Tramways	30,370 19 10	130 19 10	30,240 0 0
Newcastle and District Motor Omnibus Services	2,376 18 6	2,376 18 6
Commissioner for Main Roads—				
Main Roads Department	140,553 9 10	61 8 9	140,492 1 1
Maritime Services Board of New South Wales	410,587 7 2	587 7 2	410,000 0 0
Hunter District Water Board	111,913 11 2	111,913 11 2
Metropolitan Water, Sewerage, and Drainage Board	455,065 4 5	455,065 4 5
Southern Electricity Supply	93,111 16 10	214 17 5	92,896 19 5
Haulage and Shipment of Coal at Port Kembla	3,496 14 11	3,496 14 11
Closer Settlement Fund	235,319 1 10	235,319 1 10
Sydney Harbour Bridge...	229,603 18 7	225,603 18 7	4,000 0 0
State Coal Mine, Lithgow	15,974 7 4	5,334 7 4	10,640 0 0
Rural Bank of New South Wales—Advances to Settlers	3,601 10 0	3,601 10 0
Department of Public Works Testing Branch	216 19 4	72 10 11	144 8 5
South-west Tablelands Water Supply	28,178 8 6	28,178 8 6
Junee Water Supply	8,235 4 10	8,235 4 10
Murrumbidgee Irrigation Areas Electricity Undertaking	10,198 5 3	10,198 5 3
New South Wales Government Engineering and Shipbuilding Undertaking	3,083 3 4	3,083 3 4
Repayment by Commonwealth Government of Interest Overpaid in Previous Years	3,204 0 3	3,204 0 3
	£	7,371,796 18 10	† 253,153 10 8	*7,118,643 8 2
Net Interest charged for year 1944-45	£	5,461,382 13 10

M. K. WEIR,
Under Secretary and Comptroller of Accounts.
The Treasury, New South Wales,
Sydney, 10th August, 1945.

* See page 3. † See page 9.

W. R. A. KILPATRICK,
Accountant.

CONSOLIDATED REVENUE FUND.

Exchange on Remittances.

STATEMENT OF DISTRIBUTION OF EXCHANGE ON REMITTANCES paid during the year ended 30th June, 1945.

PARTICULARS.	On account of Interest Transactions.			On account of Other Transactions.			TOTAL PAYMENTS.		
	£	s.	d.	£	s.	d.	£	s.	d.
Gross Exchange on Remittances Abroad ...	£	1,718,235	7 10	81,198 16 4			1,799,434 4 2		
<i>Less—</i>									
Proportion borne by Statutory Bodies and Recoupments from Other Sources—									
Commissioner for Railways—									
Railways	760,000	0 0		25,140 2 4			785,140 2 4		
Commissioner for Road Transport and Tramways—									
Metropolitan Tramways	31,400	0 0		167 4 2			31,567 4 2		
Metropolitan Motor Omnibus Services ...	1,580	0 0		8 3 1			1,588 3 1		
Newcastle and District Tramways	4,240	0 0		22 0 4			4,262 0 4		
Newcastle and District Motor Omnibus Services	338	6 4		1 14 11			340 1 3		
Commissioner for Main Roads—									
Main Roads Department	20,250	0 0		110 8 0			20,360 8 0		
Sydney Harbour Bridge			203 1 7			203 1 7		
Maritime Services Board of New South Wales ...	57,400	0 0		304 18 10			57,704 18 10		
Hunter District Water Board	15,700	0 0				15,700 0 0		
Metropolitan Water, Sewerage and Drainage Board	63,600	0 0		62 14 1			63,662 14 1		
Southern Electricity Supply	13,002	12 11				13,002 12 11		
State Coal Mine, Lithgow	1,500	0 0				1,500 0 0		
Sutherland Shire Council			2,783 0 1			2,783 0 1		
South-west Tablelands Water Supply—Working Capital	35	7 0				35 7 0		
Junee Water Supply—Working Capital	25	5 0				25 5 0		
Department of Public Works Testing Branch...	20	4 0				20 4 0		
Department of Public Works Railway Construction and Store Advance Account			73 14 7			73 14 7		
Government Printing Office Working Account and Store Advance Account...			286 15 4			286 15 4		
Government Stores Department Working Account			8,926 8 10			8,926 8 10		
Miscellaneous ..:			596 6 11			596 6 11		
	£	969,091 15 3		38,686 13 1			*1,007,778 8 4		
Total, Net Exchange on Remittances Abroad	£	749,143 12 7		42,512 3 3			791,655 15 10		
Other Net Miscellaneous Exchange on Cheques and Remittances	£						6,500 6 5		
Total, Net Exchange on Remittances charged for year 1944–45 (see page 30)...	£						798,156 2 3		

* Excludes the following recoupments on account of previous years' expenditure *vide* page 9:—

ON ACCOUNT OF INTEREST TRANSACTIONS:—			Brought forward ...		
£	s.	d.	£	s.	d.
Metropolitan Tramways	321	10 11	42,969	0 3	
Metropolitan Motor Omnibus Services	12	19 11			
Newcastle Tramways	56	2 5			
Commissioner for Main Roads—					
Main Roads Department	308	6 5			
Sydney Harbour Bridge	38,408	17 2			
Maritime Services Board of New South Wales ...	445	11 10			
Hunter District Water Board	92	4 11			
Metropolitan Water, Sewerage and Drainage Board ...	615	7 3			
Murrumbidgee Irrigation Areas, Electricity Undertaking ...	1,426	6 10			
State Coal Mine, Lithgow	757	6 9			
Southern Electricity Supply	35	13 0			
South-west Tablelands Water Supply—Working Capital ...	0	15 4			
Junee Water Supply—Working Capital	0	11 0			
Department of Public Works Testing Branch...	1	9 3			
Harbours and Shipments of Coal at Port Kembla	485	17 3			
Carried forward	42,969	0 3			
ON ACCOUNT OF OTHER TRANSACTIONS:—			Total Recoupments on account of previous years' expenditure ...		
£	s.	d.	£	s.	d.
Railways	15,447	15 6	62,539	15 11	
Road Transport and Tramways	116	18 2			
Main Roads Department	176	11 7			
Maritime Services Board of New South Wales	168	3 4			
Government Stores Department Working Account	1,080	8 1			
Sutherland Shire Council	1,570	1 7			
Miscellaneous	1,010	17 5			
	19,570	15 8			

M. K. WEIR,
Under-Secretary and Comptroller of Accounts.

W. R. A. KILPATRICK,
Accountant.

The Treasury, New South Wales,
Sydney, 10th August, 1945.

CONSOLIDATED REVENUE FUND.

Premier's Department for Departments Generally.

STATEMENT OF PAYMENTS for Advertising on Account of Departments, as shown hereunder, for the year ended 30th June, 1945.

Department.									Amount.		
									£	s.	d.
Premier	1,776	16	9
Colonial Secretary	207	3	4
Minister for Public Health	16	17	5
Treasurer...	342	18	0
Attorney-General and Minister of Justice	89	0	9
Secretary for Lands	405	4	3
Minister for Public Works	750	16	7
Minister for Local Government	131	5	5
Minister for Public Instruction	794	12	1
Secretary for Mines	56	0	0
Minister for Labour and Industry and Social Welfare	38	4	3
Minister for Conservation	673	4	5
Minister for Agriculture	165	7	6
Total (See Page 14)									£	5,447	10 9

M. K. WEIR,
Under Secretary and Comptroller of Accounts.

W. R. A. KILPATRICK,
Accountant.

The Treasury, New South Wales,
Sydney, 10th August, 1945.

CONSOLIDATED REVENUE FUND.

DETAIL STATEMENT of Payments on account of Departments to meet cost of Contributions to State Superannuation Fund in respect of Officers called up for Military Service during the year ended 30th June, 1945.

DEPARTMENT AND SECTION.	AMOUNT.	TOTAL.
	£ s. d.	£ s. d.
PREMIER—		
Head Office	12 12 0	
Public Service Board	28 3 1	
Police	3 17 3	44 12 4
MINISTER FOR NATIONAL EMERGENCY SERVICES—		
National Emergency Services	1 14 1
COLONIAL SECRETARY—		
Head Office	19 7 6	
Fisheries	53 10 0	
Weights and Measures	12 14 4	85 11 10
MINISTER FOR PUBLIC HEALTH—		
Central Administration	12 9 6	
Scientific Activities	14 15 5	
Maternal and Baby Welfare	7 8 9	
State Hospitals and Homes	3 19 8	
Mental Hospitals	39 8 11	
Master in Lunacy's Office	23 14 0	101 16 3
TREASURER—		
Head Office	14 5 2	
Stamp Duties (Administration Costs)	16 0 4	
Government Stores Department	46 19 0	
Maritime Services Board of New South Wales—		
Navigation	60 17 4	
Resumed Properties	10 10 10	
Registry of Co-operative Societies and Registry of Friendly Societies	8 15 0	
Government Printer	4 11 0	161 18 8
ATTORNEY-GENERAL AND MINISTER OF JUSTICE—		
Crown Solicitor	15 9 8	
Minister of Justice—Head Office	5 10 7	
Sheriff	24 2 8	
Petty Sessions	15 13 11	
Registrar-General	201 11 5	262 8 3
SECRETARY FOR LANDS—		
Lands Administration	58 1 4	
Letter Delivery Bureaux	9 14 2	67 15 6
MINISTER FOR PUBLIC WORKS—		
Central Administration, Head and District Offices	104 8 9
MINISTER FOR LOCAL GOVERNMENT—		
Local Government	26 0 1	
Valuer-General	28 8 7	54 8 8
PUBLIC INSTRUCTION—		
Head Office	23 14 10	
Medical Branch	1 0 7	
Primary Education	361 11 4	
Secondary Education	52 12 3	
Technical Education	22 11 10	
Training of Teachers	1 9 9	
Child Welfare—Head Office	19 4 9	
Australian Museum	14 17 3	
Public Library of New South Wales	39 8 3	536 10 10
SECRETARY FOR MINES—		
Mines	14 14 11
MINISTER FOR LABOUR AND INDUSTRY AND SOCIAL WELFARE—		
Ministerial Office	37 7 5	
Labour Exchanges and Social Welfare	70 6 8	107 14 1
MINISTER FOR CONSERVATION—		
Water Conservation and Irrigation Commission	50 14 3	
Forestry Commission—		
Field and Country Offices	14 11 2	65 5 5
Grand Total (see page 31)	£	1,608 19 7

CONSOLIDATED REVENUE FUND.

DETAIL STATEMENT of Payments on Account of Departments to meet difference between Civil and Military Pay of Officers and Employees on unrestricted service with the Defence Forces during the year ended 30th June, 1945.

DEPARTMENT AND SECTION.	AMOUNT.	TOTAL.
	£ s. d.	£ s. d.
THE LEGISLATURE—		
Legislative Council... ..	55 17 2	
Legislative Assembly	225 7 11	
Legislative Council and Assembly	0 18 4	
Parliamentary Library	123 2 11	405 6 4
PREMIER—		
Head Office	575 2 3	
State Governor's Establishments and Executive Council	43 12 5	
New South Wales Government Offices, London	9 5 8	
Auditor-General	610 11 3	
Public Service Board	4,315 9 7	
Police	12,103 19 8	17,658 0 10
MINISTER FOR TRANSPORT—		
Head Office	29 9 8
MINISTER FOR NATIONAL EMERGENCY SERVICES—		
National Emergency Services	138 11 7
COLONIAL SECRETARY—		
Head Office	405 7 4	
Fisheries	17 11 1	
Aborigines Welfare Board	3 7 11	
Weights and Measures	67 18 3	
Government Tourist Bureau and Tourist Resorts	77 19 7	572 4 2
MINISTER FOR PUBLIC HEALTH—		
Central Administration	1,098 10 3	
Scientific Activities	153 19 3	
Maternal and Baby Welfare	342 8 2	
State Hospitals and Homes	524 12 8	
Other Health Services	388 5 1	
Mental Hospitals	2,788 8 3	
Master in Lunacy's Office	78 0 8	
David Berry Hospital	72 2 4	5,446 6 8
TREASURER—		
Head Office	739 4 5	
Ministerial Motor Services	56 13 7	
Stamp Duties (Administration Costs)	532 16 6	
Government Stores Department—		
Government Stores Department	432 8 8	
Government Cleaning Service	77 17 4	
Maritime Services Board of New South Wales—		
Navigation	239 19 7	
Observatory Hill Resumed Area	207 19 9	
Resumed Properties	310 4 11	
Bureau of Statistics and Economics	385 6 1	
Registry of Co-operative Societies and Registry of Friendly Societies	467 2 10	
Government Printer	1,995 18 5	5,445 12 1
ATTORNEY-GENERAL AND MINISTER OF JUSTICE—		
Attorney-General—Head Office	18 7 5	
Crown Solicitor	466 4 9	
Court Reporters	276 4 6	
The Judges	284 5 8	
Minister of Justice—Head Office	206 8 4	
Prothonotary and Registrar in Divorce	166 1 10	
Master in Equity	131 17 0	
Probate Office	154 6 2	
Sheriff	190 1 6	
District Courts	311 11 1	
Coroners	12 11 2	
Petty Sessions	3,330 18 10	
Prisons	1,490 6 5	
Registrar-General	3,377 16 6	10,417 1 2
<i>Carried forward</i>	£	40,112 12 6

CONSOLIDATED REVENUE FUND.

DETAIL STATEMENT of Payments on Account of Departments to meet difference between Civil and Military Pay of Officers and Employees on unrestricted service with the Defence Forces during the year ended 30th June, 1945—*continued*.

DEPARTMENT AND SECTION.								AMOUNT.	TOTAL.
								£ s. d.	£ s. d.
<i>Brought forward</i>								£	40,112 12 6
SECRETARY FOR LANDS—									
Lands Administration	2,578 16 3	
Survey of Lands	223 12 9	
Western Lands Office	180 11 7	
Letter Delivery Bureaux	266 10 1	
									3,249 10 8
MINISTER FOR PUBLIC WORKS—									
Central Administration, Head and District Offices	5,006 8 8
MINISTER FOR LOCAL GOVERNMENT—									
Local Government	718 18 0	
Valuer General	1,293 6 1	
									2,012 4 1
PUBLIC INSTRUCTION—									
Head Office	1,667 4 2	
Medical Branch	467 10 2	
Primary Education	59,309 2 3	
Secondary Education	14,589 14 10	
Technical Education	2,413 7 8	
Training of Teachers	631 8 0	
Child Welfare—									
Head Office	873 7 6	
Institutions	247 16 2	
Australian Museum	87 17 1	
National Art Gallery	16 18 5	
Public Library of New South Wales	96 1 4	
Furniture Workshops: Drummoyne	606 17 0	
									81,007 4 7
SECRETARY FOR MINES—									
Mines	326 3 2	
Explosives	99 18 6	
									426 1 8
MINISTER FOR LABOUR AND INDUSTRY AND SOCIAL WELFARE—									
Ministerial Office	469 7 9	
Industrial Commission and Industrial Registrar	437 8 4	
Factory Inspection and Scaffolding and Lifts	250 2 10	
Labour Exchanges and Social Welfare	5,049 7 9	
									6,206 6 8
MINISTER FOR CONSERVATION—									
Water Conservation and Irrigation Commission	5,150 17 11	
Forestry Commission—									
Head Office	296 6 2	
Wood Technology Division	118 3 6	
Field and Country Offices	265 7 5	
Soil Conservation Service	168 3 11	
									5,998 18 11
MINISTER FOR AGRICULTURE—									
Central Administration	1,775 11 6	
Division of Plant Industry	735 13 2	
Division of Horticulture	32 10 0	
Division of Dairying	160 19 2	
Hawkesbury Agricultural College	309 18 5	
Experiment Farms and Nurseries	409 11 9	
Division of Animal Industry—Head and District Offices	100 1 5	
Division of Animal Industry—Tick Quarantine Areas	696 11 11	
Botanic Gardens and Allied Activities	185 0 11	
Trading Section—									
Grain Elevators	65 0 4	
									4,470 18 7
DEPARTMENT OF RAILWAYS								4,678 13 7
Grand Total (see page 31)								£	153,168 19 11

CONSOLIDATED REVENUE FUND.

DETAIL STATEMENT of Payments on Account of Departments to meet difference between Civil and Military Pay of Officers called up for Military Service during the year ended 30th June, 1945.

DEPARTMENT AND SECTION.										AMOUNT.			TOTAL.		
										£	s.	d.	£	s.	d.
PREMIER—															
Public Service Board	15	14	9			
Police Department	7	4	5			
													22	19	2
COLONIAL SECRETARY—															
Fisheries			7	13	9
TREASURER—															
Head Office	4	14	2			
Stamp Duties (Administration Costs)	1	16	7			
Government Stores Department	103	14	1			
Resumed Properties	2	10	5			
													112	15	3
ATTORNEY-GENERAL AND MINISTER OF JUSTICE—															
Crown Solicitor	5	9	11			
Minister of Justice—Head Office	4	14	3			
Sheriff	29	13	6			
Petty Sessions	3	14	8			
Registrar-General	24	3	4			
													67	15	8
MINISTER FOR PUBLIC WORKS—															
Central Administration, Head and District Offices			459	2	7
MINISTER FOR LOCAL GOVERNMENT—															
Local Government...	14	1	7			
Valuer-General	6	7	6			
													20	9	1
PUBLIC INSTRUCTION—															
Head Office	2	3	7			
Primary Education	310	16	8			
Secondary Education	122	11	11			
Technical Education	37	2	6			
Training of Teachers	1	2	0			
National Art Gallery	15	19	11			
Public Library of New South Wales	9	5	8			
Furniture Workshops: Drummoyne	7	4	5			
													506	6	8
SECRETARY FOR MINES—															
Mines			15	13	11
MINISTER FOR LABOUR AND INDUSTRY AND SOCIAL WELFARE—															
Labour Exchanges and Social Welfare			7	12	1
MINISTER FOR CONSERVATION—															
Water Conservation and Irrigation Commission	248	8	6			
Forestry Commission—															
Wood Technology Division	1	16	9			
													250	5	3
MINISTER FOR AGRICULTURE—															
Central Administration	33	17	5			
Division of Plant Industry	0	5	7			
Division of Dairying	35	4	8			
Hawkesbury Agricultural College...	9	14	0			
Experiment Farms and Nurseries	3	5	11			
Division of Animal Industry—Head and District Offices	0	16	11			
Division of Animal Industry—Tick Quarantine Areas	24	4	8			
Botanic Gardens and Allied Activities	2	4	10			
													109	14	0
Grand Total (see page 31)....										£		1,580	7	5

CONSOLIDATED REVENUE FUND.

DETAIL STATEMENT of Payments on account of Departments from Treasurer, Head Office, Item "To provide for Grants, Loans, Advances and for Public Works and Services generally" during the year ended 30th June, 1945.

DEPARTMENT.	AMOUNT.	TOTAL.
	£ s. d.	£ s. d.
PREMIER'S DEPARTMENT—		
Minor Works	8 1 0
CHIEF SECRETARY'S DEPARTMENT—		
Minor Works	500 0 0
DEPARTMENT OF PUBLIC HEALTH—		
Subsidised Hospitals—Additional Accommodation, etc.	165,278 0 0	
Minor Works	2,130 18 0	167,408 18 0
TREASURER—		
Rural Bank of New South Wales—Drought Relief Scheme	100,000 0 0	
Farmers' Debt Adjustment Scheme	100,000 0 0	
Taronga Zoological Park Trust—Renewal of Pontoon	1,867 11 0	201,867 11 0
RESUMED PROPERTIES DEPARTMENT—		
Minor Works	1 2 11
PRISONS DEPARTMENT—		
Minor Works	1,082 19 2
LANDS DEPARTMENT—		
Wild Dog Destruction Fund—Advance... ..	4,000 0 0	
Ashton Park Trust—Grant	574 0 0	
Captain Cook's Landing Place Trust—Grant	300 0 0	
National Park Trust—Grant	9,050 0 0	
Rodd Island Trust—Grant	549 0 0	
Vaucluse Park Trust—Grant	322 0 0	
Minor Works	75 0 0	14,870 0 0
DEPARTMENT OF PUBLIC WORKS—		
Buildings Generally... ..	3,787 8 5	
Country Towns Water Supplies	5,068 12 5	
Harbours and Rivers	246 17 10	
Roads and Bridges	5,146 14 11	
Works Associated with Munition Factories	7,057 3 3	
Testing Branch Working Account—Advance	1,000 0 0	
Building Construction and Maintenance Branch Account—Advance	40,000 0 0	
Miscellaneous Minor Works	4,733 14 1	
Newcastle Shipbuilding and Engineering Undertaking—		
Road of Access	27,300 0 0	
Working Account—Advance	52,000 0 0	
Transfer of Plant and Materials from Walsh Island	11,725 5 0	158,065 15 11
DEPARTMENT OF LOCAL GOVERNMENT—		
Housing of Munition Workers	9,256 17 6	
Roads and other Local Government Works	1,050 0 0	10,306 17 6
DEPARTMENT OF PUBLIC INSTRUCTION—		
Technical Colleges—Buildings	4,853 11 8
LABOUR AND INDUSTRY AND SOCIAL WELFARE DEPARTMENT—		
Minor Works	520 12 3
DEPARTMENT OF CONSERVATION—		
Rice Growing Project at Wakool—Advance	83,873 12 0
DEPARTMENT OF AGRICULTURE—		
Agricultural Colleges, Experiment Farms, etc.	8,559 7 6	
Southern Tablelands Dingo Destruction Board—Grant	1,000 0 0	9,559 7 6
Grand Total (see page 33)	£	652,918 8 11

CONSOLIDATED REVENUE FUND.

DETAIL STATEMENT OF PAYMENTS on account of Departments to meet further increases in Basic Wage during the Year ended 30th June, 1945.

DEPARTMENT AND SECTION.	HEAD OF EXPENDITURE.	AMOUNT.	TOTAL.
		£ s. d.	£ s. d.
THE LEGISLATURE—			
Legislative Council	A1 Salaries	5 9 6
Legislative Assembly	A1 Salaries	15 12 0
Legislative Council and Assembly	A1 Salaries	21 4 0
Parliamentary Library	A1 Salaries	3 12 0
Parliamentary Reporting Staff	A1 Salaries	6 18 0
Parliamentary Standing Committee on Public Works	A1 Salaries	0 18 0
TOTAL, THE LEGISLATURE ... £	53 13 6
PREMIER—			
Head Office	A1 Salaries	22 11 8
Leader of the Opposition	A1 Salaries	1 4 0
State Governor's Establishments (including Vice-Regal Residence, "Hill View"), and Executive Council	A1 Salaries	7 0 3
Auditor-General's Department	A1 Salaries	54 16 5
Public Service Board	A1 Salaries	22 1 11
Police	A1 Salaries	69 2 9	
	A3 Allowances	0 17 3	
			70 0 0
TOTAL, PREMIER ... £	177 14 3
MINISTER FOR TRANSPORT—			
Head Office	A1 Salaries	7 10 2
MINISTER FOR NATIONAL EMERGENCY SERVICES—			
National Emergency Services	A1 Salaries	15 6 10
COLONIAL SECRETARY—			
Head Office	A1 Salaries	26 5 4
Fisheries... ..	A1 Salaries	20 8 4
Aborigines Welfare Board	A1 Salaries	12 12 5	
	A3 Allowances	0 2 6	
			12 14 11
Weights and Measures	A1 Salaries	8 17 4
TOTAL, COLONIAL SECRETARY ... £	68 5 11
Carried forward ... £	322 10 8

CONSOLIDATED REVENUE FUND.

DETAIL STATEMENT OF PAYMENTS on account of Departments to meet further increases in Basic Wage during the Year ended 30th June, 1945—*continued*.

DEPARTMENT AND SECTION.	HEAD OF EXPENDITURE.	AMOUNT.	TOTAL.
		£ s. d.	£ s. d.
Brought forward £	322 10 8
MINISTER FOR PUBLIC HEALTH—			
Central Administration	A1 Salaries	54 8 6
Scientific Activities	A1 Salaries	27 19 2
Inspectorial Services	A1 Salaries	18 0 6
Maternal and Baby Welfare	A1 Salaries	62 12 6
State Hospitals and Homes	A1 Salaries	219 14 6
Other Health Services	A1 Salaries	17 7 10
Mental Hospitals	A1 Salaries	778 11 10
Miscellaneous Boards	A1 Salaries	2 1 0
Master in Lunacy's Office	A1 Salaries	15 3 1
TOTAL, MINISTER FOR PUBLIC HEALTH £	1,195 18 11
TREASURER—			
Head Office... ..	A1 Salaries	31 9 4
Ministerial Motor Services	A1 Salaries	11 13 0
Stamp Duties (Administration Costs)	A1 Salaries	25 7 8
Government Stores Department—			
Government Stores Department	A1 Salaries	34 4 0	
	A2 Temporary Assistance	2 7 6	
			36 11 6
Government Cleaning Service	A1 Salaries	2 19 0
Maritime Services Board of New South Wales—			
Navigation	A1 Salaries	115 9 9	
	A2 Temporary Assistance	9 1 6	
			124 11 3
Observatory Hill Resumed Area	A1 Salaries	3 13 3
Resumed Properties	A1 Salaries	6 17 11
Bureau of Statistics and Economics	A1 Salaries	15 5 10
Registry of Co-operative Societies and Registry of Friendly Societies	A1 Salaries	5 12 0
TOTAL, TREASURER £	264 0 9
ATTORNEY GENERAL AND MINISTER OF JUSTICE—			
Attorney-General—Head Office	A1 Salaries	9 5 0
Crown Solicitor	A1 Salaries	25 16 6
Carried forward £	35 1 6
Carried forward £	1,782 10 4

CONSOLIDATED REVENUE FUND.

DETAIL STATEMENT OF PAYMENTS on account of Departments to meet further increases in Basic Wage during the year ended 30th June, 1945—continued.

DEPARTMENT AND SECTION.	HEAD OF EXPENDITURE.	AMOUNT.	TOTAL.
		£ s. d.	£ s. d.
Brought forward	£	1,782 10 4
ATTORNEY-GENERAL AND MINISTER OF JUSTICE—continued.			
Brought forward	£	35 1 6
Court Reporters	A1 Salaries	21 12 3
The Judges... ..	A1 Salaries	20 15 9
Public Solicitor	A1 Salaries	3 6 6
Minister of Justice—Head Office	A1 Salaries	12 8 3	
	A4 Officers on Retirement Leave	0 13 0	
			13 1 3
Prothonotary and Registrar in Divorce	A1 Salaries	14 5 9
Master in Equity	A1 Salaries	2 5 3
Public Trustee	A1 Salaries	102 4 9
Probate Office	A1 Salaries	6 16 9
Sheriff	A1 Salaries	27 5 0	
	A3 Allowances	0 1 9	
			27 6 9
District Courts	A1 Salaries	4 14 9	
	A4 Officers on Retirement Leave	1 19 0	
			6 13 9
Chief Industrial Magistrate's Court	A1 Salaries	1 4 3
Coroners	A1 Salaries	2 5 9
Petty Sessions	A1 Salaries	158 18 7	
	A4 Officers on Retirement Leave	5 4 2	
			164 2 9
Prisons	A1 Salaries	238 6 0	
	A2 Temporary Assistance... ..	13 16 0	
			252 2 0
Registrar-General	A1 Salaries	147 7 11
TOTAL, ATTORNEY-GENERAL AND MINISTER OF JUSTICE	£	820 12 11
SECRETARY FOR LANDS—			
Lands Administration	A1 Salaries	235 1 7
Survey of Lands	A1 Salaries	25 11 9
Western Lands Office	A1 Salaries	9 13 0
Letter Delivery Bureaux	A1 Salaries	4 12 0
TOTAL, SECRETARY FOR LANDS	£	274 18 4
MINISTER FOR PUBLIC WORKS—			
Central Administration, Head and District Offices	A1 Salaries...	209 2 2
MINISTER FOR LOCAL GOVERNMENT			
Local Government	A1 Salaries	31 15 2
Valuer General	A1 Salaries	52 10 8
TOTAL, MINISTER FOR LOCAL GOVERNMENT	£	84 5 10
MINISTER FOR HOUSING—			
Head Office	A1 Salaries	0 19 4
Carried forward	£	3,172 8 11

CONSOLIDATED REVENUE FUND.

DETAIL STATEMENT OF PAYMENTS on account of Departments to meet further increases in Basic Wage during the year ended 30th June, 1945—continued.

DEPARTMENT AND SECTION.	HEAD OF EXPENDITURE.	AMOUNT.	TOTAL.
		£ s. d.	£ s. d.
Brought forward £	3,172 8 11
PUBLIC INSTRUCTION—			
Head Office	A1 Salaries	141 4 0	146 0 0
	A2 Temporary Assistance	4 16 0	
Medical Branch	A1 Salaries	30 2 0
Primary Education	A1 Salaries	4,790 17 0	5,035 3 4
	B2 Cleaning	243 2 4	
	B2 Minor Buildings and Additions, Repairs to Schools, etc....	1 4 0	
Secondary Education	A1 Salaries	1,256 14 8	1,301 8 8
	B2 Cleaning	44 14 0	
Technical Education	A1 Salaries	306 5 1
Observatory	A1 Salaries	2 12 0
Training of Teachers	A1 Salaries	40 10 0	41 5 0
	B2 Cleaning	0 15 0	
National Fitness	A1 Salaries	6 4 0
Child Welfare—			
Head Office	A1 Salaries	59 7 2
Institutions	A1 Salaries	109 8 7
Australian Museum	A1 Salaries	19 0 0
National Art Gallery	A1 Salaries	4 9 7
Public Library of New South Wales	A1 Salaries	31 16 0
Library Board	A1 Salaries	2 8 0
Conservatorium of Music	A1 Salaries	5 4 0
TOTAL, PUBLIC INSTRUCTION ... £	7,100 13 5
SECRETARY FOR MINES—			
Mines	A1 Salaries	55 3 6
Explosives	A1 Salaries	18 16 2
TOTAL, SECRETARY FOR MINES £	73 19 8
MINISTER FOR LABOUR AND INDUSTRY AND SOCIAL WELFARE—			
Ministerial Office	A1 Salaries	37 14 0
Industrial Commission and Industrial Registrar	A1 Salaries	8 19 0
Factory Inspection and Scaffolding and Lifts ...	A1 Salaries	36 6 5
Labour Exchanges and Social Welfare	A1 Salaries	84 2 10
TOTAL, MINISTER FOR LABOUR AND INDUSTRY AND SOCIAL WELFARE ... £	167 2 3
MINISTER FOR CONSERVATION—			
Head Office	A1 Salaries	5 9 4
Water Conservation and Irrigation Commission...	A1 Salaries	59 17 6
Forestry Commission—			
Head Office	A1 Salaries	51 6 3
Wood Technology Division	A1 Salaries	21 0 0
Field and Country Offices	A1 Salaries	77 11 4
Soil Conservation Service	A1 Salaries	11 13 2	14 17 8
	A2 Temporary Assistance	3 4 6	
TOTAL, MINISTER FOR CONSERVATION ... £	230 2 1
Carried forward £	10,744 6 4

CONSOLIDATED REVENUE FUND.

DETAIL STATEMENT OF PAYMENTS on account of Departments to meet further increases in Basic Wage during the year ended 30th June, 1945—*continued*.

DEPARTMENT AND SECTION.	HEAD OF EXPENDITURE.	AMOUNT.	TOTAL.
		£ s. d.	£ s. d.
Brought forward	£	10,744 6 4
MINISTER FOR AGRICULTURE—			
Central Administration	A1 Salaries A2 Temporary Assistance	107 18 5 0 12 0	108 10 5
Division of Plant Industry... ..	A1 Salaries	31 18 0
Division of Horticulture	A1 Salaries A2 Temporary Assistance	47 16 0 4 7 9	52 3 9
Division of Dairying	A1 Salaries	19 4 0
Hawkesbury Agricultural College	A1 Salaries A4 Officers on Retirement Leave	39 9 7 0 14 0	40 3 7
Experiment Farms and Nurseries	A1 Salaries A2 Temporary Assistance A4 Officers on Retirement Leave	111 0 6 15 6 9 0 12 4	126 19 7
Division of Animal Industry, Head and District Offices	A1 Salaries A2 Temporary Assistance A4 Officers on Retirement Leave	39 18 8 1 4 0 1 19 3	43 1 11
Division of Animal Industry—Queensland Border	A1 Salaries A2 Temporary Assistance A3 Allowances	19 17 3 1 5 10 0 2 6	21 5 7
Division of Animal Industry—Tick Quarantine Areas	A1 Salaries A4 Officers on Retirement Leave	453 16 2 0 14 0	454 10 2
Botanic Gardens and Allied Activities	A1 Salaries	52 9 11
Trading Section— Grain Elevators	A1 Salaries A2 Temporary Assistance	30 6 1 73 6 4	103 12 5
TOTAL, MINISTER FOR AGRICULTURE £	1,053 19 4
Grand Total (see page 33) £	11,798 5 8

The Treasury, New South Wales,
Sydney, 10th August, 1945.

M. K. WEIR,
Under Secretary and
Comptroller of Accounts.

W. R. A. KILPATRICK,
Accountant.

CONSOLIDATED REVENUE FUND.

Government Stores Department for Departments Generally.

DETAIL STATEMENT OF PAYMENTS for Stationery, Furniture, etc., on account of Departments, as shown hereunder, during the year ended 30th June, 1945.

DEPARTMENT AND SECTION.	Stationery and Office Requisites.	Furniture, Typewriters, Accounting Machines and other like Office Appliances.	Clothing and Drapery.	General Stores.	Total.
	£ s. d.	£ s. d.	£ s. d.	£ s. d.	£ s. d.
THE LEGISLATURE	127 19 7	938 7 2	325 17 4	331 18 4	1,724 2 5
PREMIER.					
Head Office	164 6 9	822 15 2	38 13 9	31 7 8	1,057 3 4
State Governor's Establishments and Executive Council	5 13 4	200 13 5	48 0 0	39 11 7	293 18 4
Auditor-General's Department	40 0 8	927 1 1	6 18 10	23 9 10	997 10 5
Public Service Board	92 0 2	90 10 10	0 18 4	183 9 4
Police	1,598 3 5	1,582 10 0	25,540 5 7	1,616 6 3	30,337 5 3
Total	1,900 4 4	3,623 10 6	25,633 18 2	1,711 13 8	32,869 6 8
MINISTER FOR TRANSPORT.					
Head Office	22 1 3	183 16 9	0 16 9	1 2 3	207 17 0
Emergency Supply and Emergency Transport	2 6 0	6 12 10	8 18 10
Total	24 7 3	190 9 7	0 16 9	1 2 3	216 15 10
MINISTER FOR NATIONAL EMERGENCY SERVICES.					
National Emergency Services	43 15 6	Cr. 1 2 11	29 11 8	26 8 0	98 12 3
COLONIAL SECRETARY.					
Head Office, Fisheries Branch, and Theatres and Films Commission	129 13 2	248 16 2	196 13 5	11 19 6	587 2 3
Aborigines Welfare Board	2 14 9	281 6 3	3,812 1 3	369 6 11	4,465 9 2
Weights and Measures Branch	19 15 4	1 10 11	7 9 1	27 14 3	56 9 7
Total	152 3 3	531 13 4	4,016 3 9	409 0 8	5,109 1 0
MINISTER FOR PUBLIC HEALTH.					
Central Administration	11 17 6	328 0 6	37 2 4	73 17 3	450 17 7
Scientific Activities	0 1 7	1 5 6	23 5 0	11 13 8	36 5 9
Maternal and Baby Welfare	15 1 11	227 11 3	53 4 2	145 7 2	441 4 6
State Hospitals and Homes	78 9 4	3,336 11 3	14,363 5 8	3,308 5 8	21,086 11 11
Mental Hospitals— Institutions	200 19 2	4,081 19 8	70,934 3 11	9,967 16 9	85,184 19 6
Master in Lunacy	38 13 1	15 4 2	1 5 11	55 3 2
Total	345 2 7	7,990 12 4	85,411 1 1	13,508 6 5	107,255 2 5
TREASURER.					
Head Office	119 3 9	174 9 5	17 14 1	74 7 3	385 14 6
Ministerial Motor Services	2 10 0	155 8 11	3 16 6	161 15 5
Stamp Duties Office	37 15 3	43 3 0	2 18 4	31 10 6	115 7 1
Government Stores Department	192 4 6	806 16 5	57 5 7	140 14 4	1,197 0 10
Resumed Properties Department	15 15 0	38 16 10	8 4 8	62 16 6
Bureau of Statistics and Economics	74 19 1	33 8 5	4 3 0	21 9 11	134 0 5
Total	439 17 7	1,099 4 1	237 9 11	280 3 2	2,056 14 9
ATTORNEY-GENERAL AND MINISTER OF JUSTICE.					
Ministerial Office and other Branches not enumerated	74 15 2	48 7 3	95 11 11	23 11 11	242 6 3
Crown Solicitor	74 8 0	51 4 7	3 8 8	1 3 7	130 4 10
Land and Valuation Court	0 19 2	0 19 2
Public Solicitor	43 0 9	385 1 9	1 8 0	2 14 11	432 5 5
Prothonotary and Registrar in Divorce	18 12 5	69 0 8	7 19 0	0 5 2	95 17 3
Master in Equity	6 14 5	2 8 0	0 17 0	0 4 9	10 4 2
Probate Office	13 10 5	0 6 11	0 18 2	5 12 8	20 8 2
Sheriff	10 15 9	48 6 11	4 4 9	214 8 5	277 15 10
District Courts	10 6 4	58 2 3	4 7 5	72 16 0
Coroners	17 5 1	6 15 4	135 14 2	28 6 7	188 1 2
Petty Sessions	423 14 10	1,112 12 10	43 10 2	532 5 10	2,112 3 8
Prisons	142 9 2	596 8 1	15,185 7 2	2,471 6 9	18,395 11 2
Registrar-General	662 19 8	307 0 9	140 11 1	183 10 10	1,294 2 4
Total	1,499 11 2	2,685 15 4	15,619 10 1	3,467 18 10	23,272 15 5
SECRETARY FOR LANDS.					
Lands Administration	1,174 1 9	1,710 0 9	188 19 9	279 4 9	3,352 7 0
Western Lands Office	26 3 0	92 9 2	0 8 0	119 0 2
Letter Delivery Bureaux	0 15 0	3 13 1	12 19 3	17 7 4
Total	1,200 19 9	1,802 9 11	192 12 10	292 12 0	3,488 14 6
Carried forward	5,734 1 0	18,860 19 4	131,467 1 7	20,029 3 4	176,091 5 3

CONSOLIDATED REVENUE FUND.

Government Stores Department for Departments Generally.

DETAIL STATEMENT OF PAYMENTS for Stationery, Furniture, etc., on account of Departments, as shown hereunder, during the year ended 30th June, 1945—continued.

DEPARTMENT AND SECTION.	Stationery and Office Requisites.	Furniture, Typewriters, Accounting Machines, and other like office Appliances.	Clothing and Drapery.	General Stores.	Total.
Brought forward.....£	£ s. d. 5,734 1 0	£ s. d. 18,860 19 4	£ s. d. 131,467 1 7	£ s. d. 20,029 3 4	£ s. d. 176,091 5 3
MINISTER FOR PUBLIC WORKS.					
Central Administration, Head and District Offices £	4,186 9 2	1,901 6 0	320 3 10	398 13 11	6,806 12 11
MINISTER FOR LOCAL GOVERNMENT.					
Local Government	65 8 8	179 6 7	4 7 2	14 4 2	263 6 7
Valuer General	128 8 0	56 13 8	0 1 9	8 17 8	194 1 1
Total	193 16 8	236 0 3	4 8 11	23 1 10	457 7 8
MINISTER FOR HOUSING.					
Head Office	39 0 2	284 15 5	8 17 8	4 3 4	336 16 7
MINISTER FOR PUBLIC INSTRUCTION.					
Head Office	560 11 11	1,120 4 3	6 5 5	139 18 6	1,827 0 1
Medical Branch	3 6 6	6 10 6	1 8 4	11 5 4
Technical Education	242 7 7	362 4 11	14 10 7	585 12 0	1,204 15 1
Observatory	1 8 0	10 18 2	2 18 4	15 4 6
Training of Teachers	52 2 6	93 18 3	0 17 0	79 18 4	226 16 1
National Fitness and Physical Education	61 13 2	110 9 8	37 0 8	209 3 6
Child Welfare—Head Office	121 7 0	1,027 12 6	57 10 9	12 11 10	1,219 2 1
Institutions	60 9 10	4,127 1 7	28,709 6 8	2,256 14 9	35,153 12 10
Australian Museum.....	10 11 5	7 17 0	30 6 9	13 17 10	62 13 0
National Art Gallery	3 11 6	11 11 2	52 8 9	18 12 3	86 3 8
Public Library	77 2 5	81 10 10	3 12 1	81 8 11	243 14 3
Conservatorium of Music	9 2 4	4 13 5	5 6 0	29 5 3	48 7 0
Total	1,203 14 2	6,964 12 3	28,881 12 4	3,257 18 8	40,307 17 5
SECRETARY FOR MINES.					
Mines	116 11 6	70 16 10	28 3 11	24 7 10	240 0 1
Explosives	0 6 7	3 6 9	165 15 2	4 10 9	173 19 3
Total	116 18 1	74 3 7	193 19 1	28 18 7	413 19 4
MINISTER FOR LABOUR AND INDUSTRY AND SOCIAL WELFARE.					
Ministerial Office	188 7 4	565 9 3	8 9 4	37 5 9	799 11 8
Industrial Commission and Industrial Registrar	15 18 3	36 7 1	4 11 10	0 6 3	57 3 5
Labour Exchanges and Social Welfare	8 3 10	7 12 3	27 8 11	43 5 0
Total	212 9 5	609 8 7	13 1 2	65 0 11	900 0 1
MINISTER FOR CONSERVATION.					
Ministerial Office	41 9 9	308 1 1	17 13 8	1 15 0	368 19 6
Water Conservation and Irrigation Commission	259 2 6	153 11 5	26 13 0	44 12 8	483 19 7
Forestry Commission:—					
Head Office	219 11 1	970 1 1	25 16 8	22 8 8	1,237 17 6
Wood Technology Division	67 12 7	69 0 11	9 15 9	10 19 11	157 9 2
Field and Country Offices	227 10 0	894 5 6	33 4 11	38 8 5	1,193 8 10
Soil Conservation Service	6 5 8	173 8 5	1 4 1	5 19 10	186 18 0
Total	821 11 7	2,568 8 5	114 8 1	124 4 6	3,628 12 7
MINISTER FOR AGRICULTURE.					
Central Administration	444 14 2	1,025 5 3	45 10 11	188 5 9	1,703 16 1
Division of Plant Industry	6 2 5	49 13 10	5 14 2	61 10 5
Division of Horticulture	6 12 0	43 8 8	12 13 1	7 19 7	70 13 4
Division of Dairying	2 13 0	27 12 4	8 10 2	3 12 8	42 8 2
Hawkesbury Agricultural College.....	6 1 10	202 2 2	26 11 0	250 3 5	484 18 5
Experiment Farms and Nurseries.....	9 5 9	28 12 10	22 6 9	48 16 10	109 2 2
Division of Animal Industry	5 8 6	59 7 7	4 19 5	6 19 7	76 15 1
Botanic Gardens and Allied Activities.....	4 1 9	0 4 0	34 18 11	45 13 2	84 17 10
Grain Elevators Branch.....	6 1 8	2 18 0	8 19 8
Total	491 1 1	1,439 4 8	155 10 3	557 5 2	2,643 1 2
GRAND TOTAL (see page 36)	12,999 1 4	32,938 18 6	161,159 2 11	24,488 10 3	231,585 13 0

CONSOLIDATED REVENUE FUND.

Government Stores Department for Departments Generally.

STATEMENT OF PAYMENTS for Government Cleaning Services on Account of Departments as shown hereunder during the year ended 30th June, 1945.

Department.										Amount.		
										£	s.	d.
Premier	3,801	14	4
Minister for Transport	5	19	4
Minister for National Emergency Services	661	10	4
Colonial Secretary	660	2	4
Minister for Public Health	7,096	5	4
Treasurer...	3,751	17	1
Attorney-General and Minister of Justice	12,753	5	3
Secretary for Lands	3,306	18	5
Minister for Public Works	4,757	2	9
Minister for Local Government	289	12	5
Minister for Public Instruction	30,992	4	11
Secretary for Mines	1,147	12	0
Minister for Labour and Industry and Social Welfare	2,570	13	4
Minister for Agriculture	4,258	15	6
Total (see pages 36, 87 and 92)										£ (a)	76,053	13 4

(a) Includes £170 13s. 2d. in respect of Special Payment to Officers and Employees for working on Public Holidays where provision for such payment has not elsewhere been made—see page 31 (C14).

M. K. WEIR,
Under-Secretary and Comptroller of Accounts.
The Treasury, New South Wales,
Sydney, 10th August, 1945.

W. R. A. KILPATRICK,
Accountant.

CONSOLIDATED REVENUE FUND.

Government Printer for Departments Generally.

DETAIL STATEMENT OF PAYMENTS for Printing on Account of Departments as shown hereunder during the year ended 30th June, 1945.

DEPARTMENT AND SECTION.	AMOUNT.	TOTAL.
	£ s. d.	£ s. d.
THE LEGISLATURE—		
Debates... ..	4,822 18 7	
Legislative Council	482 9 2	
Legislative Assembly	2,870 19 0	
Legislative Assembly—Public Bills	1,348 19 1	
Legislative Council and Assembly	94 11 11	
Parliamentary Library	827 9 11	
Parliamentary Reporting Staff	20 7 11	
		10,467 15 7
PREMIER—		
Head Office and other Sections not provided for below	1,218 14 0	
Executive Council	86 8 11	
State Governor's Establishments	109 3 8	
Auditor-General	162 12 5	
Public Service Board	1,128 5 6	
Police	10,536 6 4	
		13,241 10 10
MINISTER FOR TRANSPORT—		
Head Office	218 3 7
MINISTER FOR NATIONAL EMERGENCY SERVICES—		
National Emergency Services	229 0 8
COLONIAL SECRETARY—		
Head Office and Electoral Office	626 15 6	
Fisheries	364 18 11	
Aborigines Welfare Board	175 3 4	
Weights and Measures	85 3 1	
Bush Fires Advisory Committee	1,286 3 10	
		2,538 4 8
MINISTER FOR PUBLIC HEALTH		
Central Administration and other Sections not provided for below	3,810 6 10	
Mental Hospitals	512 19 2	
Master in Lunacy	265 18 2	
Dental Board	34 3 8	
Medical Board	21 3 4	
Pharmacy Board	97 3 3	
		4,741 14 5
TREASURER—		
Head Office and General Printing not elsewhere provided	4,489 12 3	
Stamp Duties	2,602 6 2	
Government Stores	1,710 16 6	
Resumed Properties	156 3 1	
Bureau of Statistics and Economics, Registry of Co-operative Societies and Registry of Friendly Societies	3,639 17 5	
Government Printer	2,013 1 2	
Government Gazette	3,926 6 3	
		18,538 2 10
<i>Carried forward</i> £	49,974 12 7

CONSOLIDATED REVENUE FUND.

Government Printer for Departments Generally.

DETAIL STATEMENT OF PAYMENTS for Printing on Account of Departments as shown hereunder during the year ended 30th June, 1945—*continued*.

DEPARTMENT AND SECTION.								AMOUNT.			TOTAL.		
								£	s.	d.	£	s.	d.
<i>Brought forward</i>								£		49,974	12	7
ATTORNEY-GENERAL AND MINISTER OF JUSTICE—													
Attorney-General	2,229	19	6			
Land and Valuation Court	86	12	4			
Public Solicitor	89	4	6			
Crown Solicitor	293	14	11			
Petty Sessions and other Sections not provided for below	1,145	11	9			
Prothonotary and Registrar in Divorce	187	9	0			
Master in Equity	48	17	6			
Probate Office	349	6	5			
Sheriff	252	2	6			
District Courts	154	10	5			
Coroners	39	18	1			
Prisons	686	17	4			
Registrar-General	3,284	8	1			
Judges, Supreme Court and Court Reporters	1,132	6	0			
											9,980	18	4
SECRETARY FOR LANDS—													
Lands Administration	2,725	5	8			
Survey of Lands	1,022	18	6			
Western Lands Office	77	2	0			
											3,825	6	2
MINISTER FOR PUBLIC WORKS—													
Central Administration			3,622	3	2
MINISTER FOR LOCAL GOVERNMENT—													
Local Government	716	13	7			
Valuer-General	1,587	1	7			
											2,303	15	2
MINISTER FOR HOUSING—													
Head Office			1,241	7	5
MINISTER FOR PUBLIC INSTRUCTION—													
Head Office and other Sections not provided for below	9,829	5	0			
<i>Education Gazette</i>	2,183	15	1			
Technical Education	10,361	4	3			
Observatory	67	9	7			
Child Welfare	1,283	7	8			
Museum	129	19	9			
National Art Gallery	29	4	2			
Public Library, including Mitchell Library	5,043	9	3			
Conservatorium of Music	313	1	8			
											29,240	16	5
SECRETARY FOR MINES—													
Mines	878	10	5			
Explosives	134	17	7			
											1,013	8	0
MINISTER FOR LABOUR AND INDUSTRY AND SOCIAL WELFARE—													
Ministerial Office and other Sections not provided for below	4,678	3	10			
Industrial Registrar	1,145	10	8			
											5,823	14	6
MINISTER FOR CONSERVATION—													
Head Office	320	0	7			
Water Conservation and Irrigation Commission	1,243	12	1			
Forestry Commission	3,396	10	4			
											4,960	3	0
MINISTER FOR AGRICULTURE—													
Central Administration and other Sections not provided for below	6,203	15	8			
<i>Agricultural Gazette</i>	2,710	18	4			
Division of Animal Industry	316	15	8			
Botanic Gardens	68	5	5			
											9,299	15	1
GENERAL SERVICE PRINTING													
										1,382	9	6
Total (see pages 39 and 40) ...								£		122,668	9	4

M. K. WEIR,
Under-Secretary and Comptroller of Accounts.

W. R. A. KILPATRICK,
Accountant.

The Treasury, New South Wales,
Sydney, 10th August, 1945.

CONSOLIDATED REVENUE FUND.

Department of Public Works for Departments Generally.

STATEMENT OF PAYMENTS for Repairs, Maintenance and Renewals—Public Buildings—on Account of Departments as shown hereunder, during the year ended 30th June, 1945.

Department.								Amount.		
								£	s.	d.
The Legislature	2,543	0	11
Premier	25,327	3	3
Minister for Transport	29	7	0
Minister for National Emergency Services	171	9	7
Colonial Secretary...	1,156	3	9
Minister for Public Health	36,638	15	10
Treasurer	5,265	14	7
Attorney-General and Minister of Justice	24,725	1	8
Secretary for Lands	2,044	0	9
Minister for Public Works	6,903	1	6
Minister for Local Government...	123	18	6
Minister for Housing	4,682	17	10
Minister for Public Instruction	5,433	11	3
Secretary for Mines	883	7	6
Minister for Labour and Industry and Social Welfare	963	19	5
Minister for Conservation	486	14	9
Minister for Agriculture	2,759	13	4
Public Buildings Generally	1,181	15	0
Public Buildings Generally Recoverable	12,210	10	1
Total (see page 51)								£	133,530	6 6

STATEMENT OF PAYMENTS for Electricity, Gas, etc., on Account of Departments as shown hereunder, during the year ended 30th June, 1945.

Department.								Amount.		
								£	s.	d.
The Legislature	1,401	11	6
Premier	922	10	0
Minister for Transport	4	9	3
Minister for National Emergency Services	1,247	14	0
Colonial Secretary...	1,075	1	8
Minister for Public Health	15,650	6	4
Treasurer	1,263	14	6
Attorney-General and Minister of Justice	6,050	18	6
Secretary for Lands	1,766	4	8
Minister for Public Works	2,198	0	8
Minister for Local Government	119	3	9
Minister for Public Instruction	32,946	5	3
Secretary for Mines	189	12	6
Minister for Labour and Industry and Social Welfare	640	10	3
Minister for Conservation	1,161	8	7
Minister for Agriculture	2,353	4	9
Total (see page 51)								£	68,990	16 2

STATEMENT OF PAYMENTS for Telephone Service on Account of Departments, as shown hereunder, during the year ended 30th June, 1945.

Department.								Amount.		
								£	s.	d.
The Legislature	4,314	15	1
Premier	2,508	6	6
Minister for Transport	286	18	10
Minister for National Emergency Services	527	2	3
Colonial Secretary...	1,280	18	5
Minister for Public Health	4,665	9	3
Treasurer	1,533	1	1
Attorney-General and Minister of Justice	6,387	14	6
Secretary for Lands	1,764	3	11
Minister for Public Works	4,006	17	4
Minister for Local Government	783	11	5
Minister for Housing	126	13	1
Minister for Public Instruction	6,682	8	10
Secretary for Mines	980	19	8
Minister for Labour and Industry and Social Welfare	2,493	0	5
Minister for Conservation	5,246	15	2
Minister for Agriculture	2,846	10	10
Total (see page 51)								£	46,435	6 7

The Treasury, New South Wales,
Sydney, 10th August, 1945.

M. K. WEIR,
Under-Secretary and Comptroller of Accounts.

W. R. A. KILPATRICK,
Accountant.

CONSOLIDATED REVENUE FUND.

Resumed Properties Department for Departments Generally.

STATEMENT of Payments for Sewerage, Water Rates, City, Municipal and Shire Rates on Government Properties, and Costs in connection with Appeals on account of Departments as shown hereunder, during the year ended 30th June, 1945.

Departments.										Amount.		
										£	s.	d.
Premier	6,398	5	4
Minister for National Emergency Services	37	7	8
Colonial Secretary	1,625	0	6
Minister for Public Health	4,700	8	3
Treasurer	1,636	0	8
Attorney-General and Minister of Justice	5,474	17	9
Secretary for Lands	449	5	2
Minister for Public Works	512	16	9
Minister for Local Government	41	8	7
Minister for Housing	63	16	5
Minister for Public Instruction	35,685	2	1
Secretary for Mines	75	10	9
Minister for Labour and Industry and Social Welfare	92	4	6
Minister for Conservation	235	3	2
Minister for Agriculture	1,072	12	5
Total (see page 38) ...										£	58,100	0 0

M. K. WEIR,
Under Secretary and Comptroller of Accounts.

W. R. A. KILPATRICK,
Accountant.

The Treasury, New South Wales,
Sydney, 10th August, 1945.

CONSOLIDATED REVENUE FUND.

STATEMENT C.

SECTION 32, SUBSECTION 3, OF AUDIT ACT, 1902.

STATEMENT of unpaid Accounts rendered during the year 1944-45, which, at the close of the year, were lying in the Treasury and the various Departments of the Service.

DEPARTMENT.	TOTAL CLAIMS TO 30TH JUNE, 1945.		
GOVERNMENTAL.	£	s.	d.
The Legislature.....	16	5	1
Premier	525	8	0
Treasurer	5,351	11	4
Secretary for Lands	185	10	8
Minister for Public Instruction	10,891	12	7
Minister for Labour and Industry and Social Welfare.....	34	16	8
Minister for Conservation	399	17	9
Minister for Agriculture	1,580	2	7
Total	£ 18,985	4	8

STATEMENT D.

SECTION 32, SUBSECTION 3, OF AUDIT ACT, 1902.

STATEMENT of all Revenue and Receipts payable by law to the Consolidated Revenue Fund on or before the 30th day of June, 1945, which had not reached the Treasury at the close of the year.

COLLECTING OFFICER.	AMOUNT ON 30TH JUNE, 1945.		
GOVERNMENTAL.	£	s.	d.
Clerks of Petty Sessions, Crown Land Agents, Mining Registrars, etc.	384,198	0	3
Total	£ 384,198	0	3

	£	s.	d.
Total, per Statement D	384,198	0	3
Total, per Statement C.....	18,985	4	8
Revenue and Receipts in excess of Payments not brought to Account on 30th June, 1945.....	£ 365,212	15	7

M. K. WEIR,
Under-Secretary and Comptroller of Accounts,

W. R. A. KILPATRICK, J. M. BADDELEY,
Accountant. Acting Treasurer.

The Treasury, New South Wales,
Sydney, 10th August, 1945.

No. 2.

SPECIAL DEPOSITS ACCOUNT.

STATEMENT of DEPOSITS and RE-ISSUES in the Year ended 30th June, 1945.

ACCOUNTS.	CREDIT BALANCES ON 30TH JUNE, 1944.	DEPOSITS IN THE YEAR ENDED 30TH JUNE, 1945.	TOTAL.	RE-ISSUES IN THE YEAR ENDED 30TH JUNE, 1945.	CREDIT BALANCES ON 30TH JUNE, 1945.
	£ s. d.	£ s. d.	£ s. d.	£ s. d.	£ s. d.
Burns Philp Trust Company Limited	25,000 0 0	812 10 0	25,812 10 0	812 10 0	25,000 0 0
Commonwealth Savings Bank of Australia Deposit Account	5,597,538 18 11	5,597,538 18 11	165,628 4 8	5,431,910 14 3
Commonwealth Bank of Australia Advances Deposit Account	300,000 0 0	300,000 0 0	25,000 0 0	275,000 0 0
Companies Act 1936 (Secs. 326 (3) and 327 (2))—Surplus Moneys received by the Registrar-General	3,249 6 8	5,010 2 10	8,259 9 6	120 9 3	8,139 0 3
Crown Leases Security Deposit Account	135 0 0	30 0 0	165 0 0	165 0 0
Elder's Trustee and Executor Co., Ltd. (Private Act 24th December, 1920)	20,710 0 0	820 10 6	21,530 10 6	820 10 6	20,710 0 0
Executor, Trustee and Agency Company of South Australia, Limited	20,050 0 0	776 18 9	20,826 18 9	776 18 9	20,050 0 0
Fixed Deposit Account... ..	583,500 0 0	9,000 0 0	592,500 0 0	40,000 0 0	552,500 0 0
Government Insurance Office of New South Wales—					
Compensation Insurance Fund	417,807 9 1	383,065 16 5	800,873 5 6	365,936 0 11	434,937 4 7
Compensation Insurance Fund—General Reserve	190,137 2 1	4,537 6 10	194,674 8 11	194,674 8 11
Fire Insurance Fund	48,103 14 2	117,948 3 9	166,051 17 11	107,871 13 0	58,180 4 11
Fire Insurance Fund—General Reserve	260,033 11 10	1,575 14 0	261,659 5 10	261,659 5 10
General Accident Insurance Fund	130,111 2 8	242,035 10 9	372,146 13 5	178,167 10 11	193,979 2 6
General Accident Insurance Fund—General Reserve	58,532 17 1	8,538 2 11	67,071 0 0	67,071 0 0
Life Assurance Deposits Fund	130,601 6 2	122,315 10 3	252,916 16 5	70,338 2 10	182,578 13 7
Marine Insurance Fund	6,370 14 1	26,057 9 6	32,428 3 7	25,156 12 4	7,271 11 3
Marine Insurance Fund—General Reserve	21,922 6 8	4,365 9 9	26,287 16 5	26,287 16 5
Moneys payable to the Hospital Fund in terms of Section 15, of the Government Insurance Acts 1927–1941 Account	166,986 8 6	26,000 0 0	192,986 8 6	25,638 19 9	167,347 8 9
War Damage Insurance Collections Account	31 15 2	126 9 10	158 5 0	158 0 0	0 5 0
Government Offices—Construction and Reconstruction during the Post-war Period Account	495,993 15 3	300,000 0 0	795,993 15 3	5,460 0 0	790,533 15 3
Liquidators' Unclaimed Moneys Account, Sec. 317 (1), Companies Act, 1936	3,857 18 0	3,575 10 11	7,433 8 11	40 3 2	7,393 5 9
Master in Equity—Dormant Funds Account	74,224 8 0	74,224 8 0	554 0 5	73,670 7 7
Public Service Assurance Account	172 17 1	172 17 1	172 17 1
Public Trustee—Unclaimed Balances of Intestate Estates Account	197,131 3 3	61,490 4 2	258,621 7 5	133 8 0	258,487 19 5
Registrar of Probates—Dormant Funds Account	16,355 17 4	16,355 17 4	16,355 17 4
State Debt Commissioners' Trust Accounts (Act No. 19, 1904)—					
Bankruptcy Sutors Fund (Act No. 25, 1898)	11,711 2 9	342 10 0	12,053 12 9	12,053 12 9
Bankruptcy Unclaimed Dividend Fund (Act No. 25, 1898)	33,323 5 7	1,120 13 0	34,443 18 7	12 0 3	34,431 18 4
Permanent Trustee Co. of N.S.W. Ltd.	20,000 0 0	20,000 0 0	20,000 0 0
Perpetual Trustee Co. Ltd.	20,000 0 0	20,000 0 0	20,000 0 0
Testamentary and Trust Fund (Perpetual and Permanent Trustee Companies' Acts)	8,363 19 1	2,332 13 2	10,696 12 3	10,696 12 3
Trust Moneys (Act No. 25, 1898). (See page 109)	7,287 12 7	51 12 7	7,339 5 2	6 5 10	7,332 19 4
Unclaimed Moneys	7,674 11 3	4,473 10 11	12,148 2 2	4,401 17 10	7,746 4 4
Carried forward	£ 8,876,968 3 3	1,326,402 10 10	10,203,370 14 1	1,017,033 8 5	9,186,337 5 8

SPECIAL DEPOSITS ACCOUNT.

STATEMENT OF DEPOSITS AND RE-ISSUES IN THE YEAR ENDED 30TH JUNE, 1945—continued.

ACCOUNTS.	CREDIT BALANCES ON 30TH JUNE, 1944.	DEPOSITS IN THE YEAR ENDED 30TH JUNE, 1945.	TOTAL.	RE-ISSUES IN THE YEAR ENDED 30TH JUNE, 1945.	CREDIT BALANCES ON 30TH JUNE, 1945.
	£ s. d.	£ s. d.	£ s. d.	£ s. d.	£ s. d.
Brought forward	£ 8,876,968 3 3	1,326,402 10 10	10,203,370 14 1	1,017,033 8 5	9,186,337 5 8
The Dame Eadith Walker Convalescent Hospital for Men—Constitution and Establishment Account	21,041 4 3	21,041 4 3	65 0 0	20,976 4 3
The Trustees, Executors and Agency Co. Ltd.	20,110 0 0	779 4 0	20,889 4 0	779 4 0	20,110 0 0
The Union Trustee Company of Australia, Limited (Private Act)	20,000 0 0	650 0 0	20,650 0 0	650 0 0	20,000 0 0
Treasury Fire Risks Account	198,384 13 9	5,776 3 10	204,160 17 7	1,241 17 2	202,919 0 5
Treasury Guarantee Fund	1,729 4 10	1,643 12 1	3,372 16 11	62 5 6	3,310 11 5
Treasury Guarantee Fund—General Reserve	43,673 12 11	43,673 12 11	43,673 12 11
Workers' Compensation Act No. 15, 1926—Security Deposits	524,758 16 0	10,000 0 0	534,758 16 0	534,758 16 0
State Motor Garage Working Account	3,107 1 8	31,058 8 11	34,165 10 7	30,401 9 5	3,764 1 2
Water Conservation and Irrigation Commission Working Account	246,334 13 8	492,044 13 4	738,379 7 0	453,850 8 0	284,528 19 0
Advances to Public Officers for purchase of Motor Cars Working Account	26,855 8 0	626 13 10	27,482 1 10	20,578 0 0	6,904 1 10
Agricultural Department, Western Division Public Watering Places Fund	3,644 10 9	1,335 11 2	4,980 1 11	873 8 10	4,106 13 1
Allied Works Council—					
Advances for Payment of Allotments to Dependents of Civil Constructional Corps—					
Members Transferred to Work on Projects Outside the State of New South Wales—					
Working Account	361 9 8	1,902 19 5	2,264 9 1	2,264 9 1
Architects' Fund (Acts Nos. 8, 1921, and 29, 1924)	7,903 3 6	426 14 9	8,329 18 3	450 9 1	7,879 9 2
Building Construction Branch Working Account	53 3 1	2 2 0	55 5 1	55 5 1
Bungendore-Captain's Flat Railway Agreement Ratification Act, 1937—Transactions under					
Clause 6 (E) of Agreement Account	2,387 10 5	5,178 13 11	7,566 4 4	5,282 3 4	2,284 1 0
Bush Fire Fighters Compensation Fund	9,973 1 7	9,973 1 7	108 0 9	9,865 0 10
Centenary Park Land Sales Account Act No. 23, 1904	100 0 0	100 0 0	100 0 0
Coal Mine Workers' Pensions Fund	10,395 2 3	493,768 16 7	504,163 18 10	485,148 13 6	19,015 5 4
Oil Shale Mine Workers' Pensions Fund	6,983 15 8	4,556 17 6	11,540 13 2	10,580 17 11	959 15 3
Commonwealth Government Advances to Settlers, Act, 1923, for supply of Wire Netting					
to New South Wales Settlers	791 2 2	1,174 5 2	1,965 7 4	1,216 7 3	749 0 1
Commonwealth Immigration Account	81 9 3	37 9 7	118 18 10	81 18 10	37 0 0
Carried forward	£ 10,015,664 5 1	2,387,337 18 6	12,403,002 3 7	2,030,723 6 2	10,372,278 17 5

SPECIAL DEPOSITS ACCOUNT.

STATEMENT OF DEPOSITS AND RE-ISSUES IN THE YEAR ENDED 30TH JUNE, 1945—continued.

ACCOUNTS.	CREDIT BALANCES ON 30TH JUNE, 1944.	DEPOSITS IN THE YEAR ENDED 30th JUNE, 1945.	TOTAL.	RE-ISSUES IN THE YEAR ENDED 30th JUNE, 1945.	CREDIT BALANCES ON 30TH JUNE, 1945.
	£ s. d.	£ s. d.	£ s. d.	£ s. d.	£ s. d.
Brought forward	£ 10,015,664 5 1	2,387,337 18 6	12,403,002 3 7	2,030,723 6 2	10,372,278 17 5
Commonwealth Territory Trust Account	542 5 10	656 1 9	1,198 7 7	552 18 1	645 9 6
Country Main Roads Fund	825,403 14 9	4,554,575 4 0	5,379,978 18 9	4,985,459 17 10	394,519 0 11
County of Cumberland Main Roads Fund	704,920 1 9	2,271,464 9 9	2,976,384 11 6	1,885,511 19 2	1,090,872 12 4
Developmental Roads Fund	42,209 12 0	1,000 10 6	43,210 2 6	14,597 6 4	28,612 16 2
Department of Education—Purchase of Text Books Working Account	2,871 3 0	3,539 1 10	6,410 4 10	3,530 13 8	2,879 11 2
Diamond Drills Working Account	6,282 12 0	7,820 16 5	14,103 8 5	9,818 6 1	4,285 2 4
Dried Fruits Board	4,852 12 7	3,629 16 10	8,482 9 5	3,319 14 4	5,162 15 1
Fish Marketing Fund	1,456 1 6	52,841 16 1	54,297 17 7	53,564 10 9	733 6 10
Fish River Water Supply Scheme	198,554 18 7	518,888 8 8	717,443 7 3	557,720 16 8	159,722 10 7
Forestry Act, No. 55, 1916 (Section 13)	18,636 16 9	281,801 6 1	300,438 2 10	288,512 14 7	11,925 8 3
Gas Producer Units—Advance for Purchase—Working Account	23,951 10 8	665 8 11	24,616 19 7	71 4 5	24,545 15 2
Government Dockyard and Newcastle Workshops Store Advance and Working Account	38,997 6 0	46,196 12 2	85,193 18 2	14,953 6 10	70,240 11 4
Government Printing Office Working Account and Stores Advance Account	59,189 4 6	566,614 7 11	625,803 12 5	564,943 16 5	60,859 16 0
Government Railways Superannuation Account (Act No. 30, 1912)	50,405 3 5	941,022 14 4	991,427 17 9	941,103 18 3	50,323 19 6
Government Stores Department Working Account	20,910 9 10	321,357 5 10	342,267 15 8	256,691 5 10	85,576 9 10
Housing Account (Act No. 65, 1941)	939,018 10 2	762,147 7 8	1,701,165 17 10	1,012,586 19 11	688,578 17 11
Main Roads Account (Acts Nos. 24, 1924, and 51, 1927)	135,830 1 1	1,720,009 5 0	1,855,839 6 1	1,717,735 14 1	138,103 12 0
Mine Subsidence Insurance Fund (Act No. 53, 1928)	11,009 7 4	665 10 2	11,674 17 6	283 13 3	11,391 4 3
Ministerial Employees Leave—Payments to Employees or their Widows, Children, or dependent Relatives	72,320 6 5	72,320 6 5	70,642 8 0	1,677 18 5
Mulwala Water and Sewerage Working Account	4,946 14 11	5,835 16 9	10,782 11 8	9,630 13 5	1,151 18 3
National Emergency Services—Working Account	1,975 4 11	1,898 12 5	3,873 17 4	3,376 2 3	497 15 1
Police Superannuation and Reward Fund (Act No. 28, 1906)	518 9 1	363,486 1 8	364,004 10 9	363,474 9 10	530 0 11
Poundage	75 16 8	75 16 8	75 16 8
Prickly Pear Destruction Fund (Act No. 31, 1924)	7,334 8 0	12,351 5 3	19,685 13 3	13,912 1 5	5,773 11 10
Producer Gas from Charcoal Working Account	17,892 0 1	181,594 2 3	199,486 2 4	152,890 12 1	46,595 10 3
Public Instruction Furniture Workshops—Working Account	8,934 14 4	68,611 17 4	77,546 11 8	73,643 0 9	3,903 10 11
Public Vehicles Account	302,194 16 1	75,005 8 2	377,200 4 3	53,664 11 9	323,535 12 6
Carried forward	£ 13,444,578 0 11	15,223,337 12 8	28,667,915 13 7	15,082,916 2 2	13,584,999 11 5

SPECIAL DEPOSITS ACCOUNT.

STATEMENT OF DEPOSITS AND RE-ISSUES IN THE YEAR ENDED 30TH JUNE, 1945—continued.

ACCOUNTS.	CREDIT BALANCES ON 30TH JUNE, 1944.			DEPOSITS IN THE YEAR ENDED 30TH JUNE, 1945.			TOTAL.			RE-ISSUES IN THE YEAR ENDED 30TH JUNE, 1945.			CREDIT BALANCES ON 30TH JUNE, 1945.		
	£	s.	d.	£	s.	d.	£	s.	d.	£	s.	d.	£	s.	d.
Brought forward	£	13,444,578	0 11	15,223,337	12 8	28,667,915	13 7	15,082,916	2 2	13,584,999	11 5				
Department of Public Works—															
Bethunga Water Supply Account		244	9 5		218	8 2		462	17 7		14	19 11		447	17 8
Building Construction Section Working Account		478	18 0		79,511	15 7		79,990	13 7		78,063	3 2		1,927	10 5
Building Construction and Maintenance Branch Working Account			40,000	0 0		40,000	0 0				40,000	0 0
Coal Shipments at Port Kembla Working Account		3,109	19 11		76,358	2 3		79,468	2 2		77,439	13 2		2,028	9 0
Government Engineering and Shipbuilding Undertaking Working Account		45,460	0 10		1,129,063	19 11		1,174,524	0 9		1,098,693	5 1		75,830	15 8
Government Engineering and Shipbuilding Undertaking Depreciation Reserve Account			40,901	0 0		40,901	0 0		20,000	0 0		20,901	0 0
Junee Water Supply Account (Acts Nos. 59, 1915, and 37, 1927)		6,741	5 6		17,031	6 1		23,772	11 7		19,857	11 1		3,915	0 6
Junee Water Supply Renewal Account		8,210	4 11		12,073	8 10		20,283	13 9		10,000	0 0		10,283	13 9
Leichhardt Store Depot Working Account		279	16 7		40,682	9 7		40,962	6 2		38,831	0 9		2,131	5 5
Port Kembla Haulage and Shipment Renewal and Reserve Account		33,400	0 11		5,219	6 7		38,619	7 6		11,543	6 3		27,076	1 3
Public Works and Railway Construction Stores Advance Account... ..		76,389	8 8		247,918	18 0		324,308	6 8		211,708	13 1		112,599	13 7
Public Works Department Testing Branch Working Account		466	19 2		13,608	5 7		14,075	4 9		13,770	3 0		305	1 9
Public Works Department Working Account		23,128	3 0		107,718	0 5		130,846	3 5		93,605	4 6		37,240	18 11
Southern Electricity Supply Working Account		218,482	4 6		548,077	2 3		766,559	6 9		453,738	11 4		312,820	15 5
Southern Electricity Supply Depreciation Reserve Account		707,115	2 9		156,026	18 7		863,142	1 4		98,604	11 4		764,537	10 0
South-West Tablelands Water Supply Working Expenses Account		2,983	4 7		68,247	7 1		71,230	11 8		70,293	17 3		936	14 5
South-West Tablelands Water Supply Renewal Reserve Account		48,950	5 0		17,664	10 6		66,614	15 6		8,000	0 0		58,614	15 6
Racing Compensation Fund			1,450	0 0		1,450	0 0		525	0 0		925	0 0
Registration of Orchards and Nurseries (Plant Diseases Act, No. 38, 1924)		5,485	15 9		1	15 0		5,487	10 9		87	10 0		5,400	0 9
Resumed Properties Working Account		1,957	12 1		1,167	16 6		3,125	8 7		1,274	9 10		1,850	18 9
Revenue Suspense Account		1,547	10 0		895,636	18 7		897,184	8 7		896,994	14 0		189	14 7
Rice Growing Projects at Wakool—Capital Account		10,194	18 8		63,652	18 5		73,847	17 1		63,341	2 7		10,506	14 6
Rice Growing Projects at Wakool—Working Account		31,429	1 1		213,218	11 4		244,647	12 5		232,333	17 7		12,313	14 10
State Coal Mine Working Account		35,159	0 3		336,688	17 6		371,847	17 9		323,748	15 10		48,099	1 11
State Controller of Salvage Working Account		2,101	7 9		146	13 7		2,248	1 4		1,932	10 2		315	11 2
State Lotteries Account		133,794	9 9		3,540,999	9 2		3,674,793	18 11		3,542,386	7 5		132,407	11 6
State Superannuation Board Account		215,655	8 0		1,603,531	17 7		1,819,187	5 7		1,655,460	5 6		163,727	0 1
Swine Compensation Fund (Act No. 36, 1928)		7,152	19 11		33,633	5 0		40,786	4 11		29,840	16 5		10,945	8 6
Sydney Harbour Bridge Account		9,995	6 1		313,709	8 1		323,704	14 2		323,308	0 3		396	13 11
The Compensation Fund (Liquor Amendment Act, No. 42, 1919)		270,356	5 3		853	16 10		271,210	2 1		9,763	14 6		261,446	7 7
The Falkiner Scholarship Fund		353	2 4		245	18 0		599	0 4		65	0 0		534	0 4
The Hospital Fund (Act No. 8, 1929)		884,929	13 3		2,507,495	5 3		3,392,424	18 6		2,334,868	19 3		1,057,555	19 3
Torrington Treatment Plant—Working Account		5	0 9		1,152	0 4		1,157	1 1		1,108	9 6		48	11 7
Wild Dog Destruction Fund (Act No. 17, 1921)		6,883	10 8		13,684	5 8		20,567	16 4		13,837	12 7		6,730	3 9
Wire Netting Working Capital Account		85,580	7 3		26,240	16 4		111,821	3 7		25,221	19 3		86,599	4 4
Carried forward	£	16,322,599	13 6	27,377,168	5 3	43,699,767	18 9	26,843,179	6 9	16,856,588	12 0				

SPECIAL DEPOSITS ACCOUNT.

STATEMENT OF DEPOSITS AND RE-ISSUES IN THE YEAR ENDED 30TH JUNE, 1945—continued.

ACCOUNTS.	CREDIT BALANCES ON 30TH JUNE, 1944.	DEPOSITS IN YEAR ENDED 30TH JUNE, 1945.	TOTAL.	RE-ISSUES IN YEAR ENDED 30TH JUNE, 1945.	CREDIT BALANCES ON 30TH JUNE, 1945.
Brought forward	£ 16,322,599 13 6	£ 27,377,168 5 3	£ 43,699,767 18 9	£ 26,843,179 6 9	£ 16,856,588 12 0
Sundry Security Deposit and Trust Accounts:—					
Compensation for Surface Damage	238 6 2	238 6 2	26 0 0	212 6 2
Deposits under Mining Acts	557 18 1	360 9 9	918 7 10	325 15 6	592 12 4
Agriculture Department Deposits on Tenders	165 0 0	165 0 0	165 0 0
Forestry Commission Deposits on Tenders	19 0 0	50 0 0	69 0 0	5 0 0	64 0 0
Government Railways Department Deposits on Tenders	44,650 0 0	350 0 0	45,000 0 0	20 0 0	44,980 0 0
Government Stores Department Deposits on Tenders	1,850 0 0	1,180 0 0	3,030 0 0	1,000 0 0	2,030 0 0
Public Works Department Deposits on Tenders	1,700 0 0	3,200 0 0	4,900 0 0	110 0 0	4,790 0 0
Lands Department Stamp Suspense No. 2	24,937 2 1	11,078 16 2	36,015 18 3	3,213 19 4	32,801 18 11
Public Instruction—Deposits on Tenders	302 4 0	2,497 13 0	2,799 17 0	1,090 4 0	1,709 13 0
Road Transport and Tramways—Deposits on Tenders	410 0 0	410 0 0	410 0 0
Tender Board Deposit Trust	9,715 13 5	5,289 4 3	15,004 17 8	4,078 1 7	10,926 16 1
Water Conservation and Irrigation Commission—Contract and Security Deposits	998 18 2	284 19 7	1,283 17 9	181 0 0	1,102 17 9
Public Works Department Security Deposit Trust	10,627 6 8	22,618 18 11	33,246 5 7	17,174 0 11	16,072 4 8
Sundry Persons Securities	38,843 0 0	660 0 0	39,503 0 0	500 0 0	39,003 0 0
State of New South Wales Debenture Deposit Account	8,260,000 0 0	8,260,000 0 0	300,000 0 0	7,960,000 0 0
Sundry Deposits Accounts	2,136,616 4 11	7,210,771 19 3	9,347,388 4 2	6,989,730 5 9	2,357,657 18 5
Totals	£ 18,593,655 7 0	42,896,085 6 2	61,489,740 13 2	34,160,633 13 10	*27,329,106 19 4

* See page 184.

The Treasury, New South Wales,
Sydney, 10th August, 1945.

M. K. WEIR,
Under-Secretary and Comptroller of Accounts.

W. R. A. KILPATRICK,
Accountant.

J. M. BADDELEY,
Acting Treasurer.

I HEREBY CERTIFY that the above statement represents the actual deposits with and re-issues by the Treasurer, during the year ended 30th June, 1945, on behalf of the Accounts mentioned therein.

Given under my hand this 21st day of September, 1945.

E.H. SWIFT,
Auditor General.

TRUST MONEYS (INSOLVENT ESTATES) DEPOSIT ACCOUNT.

STATEMENT of TRUST MONEYS (Insolvent Estates) deposited in the TREASURY, and of the RE-ISSUES in the Year ended 30th June, 1945.

OFFICER DEPOSITING.	CREDIT BALANCE ON 30TH JUNE, 1944.	DEPOSITS IN THE YEAR ENDED 30TH JUNE, 1945.	TOTAL.	RE-ISSUES IN THE YEAR ENDED 30TH JUNE, 1945.	CREDIT BALANCE ON 30TH JUNE, 1945.
	£ s. d.	£ s. d.	£ s. d.	£ s. d.	£ s. d.
Official Assignee in Insolvency—					
A. E. Campbell	7,287 12 7	51 12 7	7,339 5 2	6 5 10	7,332 19 4
TOTALS (see page 104) £	7,287 12 7	51 12 7	7,339 5 2	6 5 10	7,332 19 4

M. K. WEIR,
Under Secretary and Comptroller of Accounts,
The Treasury, New South Wales,
Sydney, 10th August, 1945.

W. R. A. KILPATRICK,
Accountant.

J. M. BADDELEY,
Acting Treasurer.

No. 3.

SPECIAL ACCOUNTS.

STATEMENT of RECEIPTS and PAYMENTS in the Year ended 30th June, 1945.

ACCOUNTS.	CREDIT BALANCES ON 30TH JUNE, 1944.	RECEIPTS IN THE YEAR ENDED 30TH JUNE, 1945.	TOTAL.	PAYMENTS IN THE YEAR ENDED 30TH JUNE, 1945.	CREDIT BALANCES ON 30TH JUNE, 1945.
	£ s. d.	£ s. d.	£ s. d.	£ s. d.	£ s. d.
Colonial Treasurer's					
Master in Equity Account	81,372 1 11	39,968 5 5	121,340 7 4	19,854 16 2	101,485 11 2
Master in Lunacy Account	33,759 11 7	283,279 10 8	317,039 2 3	284,514 14 4	32,524 7 11
Public Trustee Account	369,155 2 7	1,848,374 14 11	2,217,529 17 6	1,886,856 7 5	330,673 10 1
Prothonotary Account	16,576 2 11	78,826 4 9	95,402 7 8	79,273 4 2	16,129 3 6
TOTALS...	£ 500,862 19 0	2,250,448 15 9	2,751,311 14 9	2,270,499 2 1	* 480,812 12 8

*See page 184

M. K. WEIR,
Under-Secretary and Comptroller of Accounts.

W. R. A. KILPATRICK,
Accountant.

J. M. BADDELEY,
Acting Treasurer.

The Treasury, New South Wales,
Sydney, 10th August, 1945.

No. 4.

THE CLOSER SETTLEMENT ACCOUNT.

ACCOUNT CURRENT

OF

RECEIPTS AND PAYMENTS

IN THE

YEAR ENDED 30TH JUNE, 1945.

CLOSER SETTLEMENT ACCOUNT.

ACCOUNT CURRENT of RECEIPTS and

Dr.

PARTICULARS OF RECEIPTS.	AMOUNT.	TOTAL.
	£ s. d.	£ s. d.
To Receipts:—		
Receipts under Closer Settlement and Returned Soldiers Settlement Acts— ...	504,501 13 6	
Less Receipts Returned	11,584 14 6	
		492,916 19 0
Proceeds of Sale of Commonwealth Government Inscribed Stock and Bonds in (in Australia)—		
3½ per cent. due 15th September, 1950–59	400 0 0	
3½ per cent. due 15th October, 1950–60	1,000 0 0	
3½ per cent. due 15th September, 1950–61	1,700 0 0	
		3,100 0 0
Fees under Real Property Act...	69 19 0
TOTAL	£	496,086 18 0

M. K. WEIR,
Under-Secretary and Comptroller of Accounts.

The Treasury, New South Wales,
Sydney, 10th August, 1945.

W. R. A. KILPATRICK,
Accountant.

MENT ACCOUNT.

PAYMENTS in the Year ended 30th June, 1945.

Cr.

PARTICULARS OF PAYMENTS.	TOTAL.
	£ s. d.
By Payments:—	
To provide for the Acquisition of Land for the purposes of Closer Settlement and Contingent Expenses—further sum—Act No. 22, 1942	171 14 1
The cost of Subdivision, Maintenance, Improvement, and Disposal (including re-disposal) of land acquired for Closer Settlement under the Closer Settlement Acts, the Crown Lands Consolidation Act, 1913, and the Returned Soldiers' Settlement Act, 1916, and the cost of works in connection therewith, and other expenses incidental thereto—further sum—Act No. 22, 1942	1,390 11 2
To provide for Administrative Expenses in connection with Closer Settlement (including Printing and Advertising)—further sum—Act No. 34, 1943 ... 14,585 16 3 Act No. 27, 1944 ... 6,875 7 11	21,461 4 2
Contribution to Sinking Fund in respect of Loans raised and Debentures issued under the Closer Settlement Acts	89,639 19 10
Fire Insurance Premiums in respect of improvements erected on lands acquired, or in course of acquisition under the Closer Settlement Acts or Crown Lands Consolidation Act, 1913, or otherwise for disposal under the Closer Settlement Acts, or the Returned Soldiers' Settlement Act, 1916, whether such lands have been or are so disposed of or not... ..	2,105 5 1
Recoup (under section 6, subsection 2, of Closer Settlement Fund Act, 1928) to the Consolidated Revenue Fund of Interest charged on loans raised	235,319 1 10
Repayment of Australian Consolidated Inscribed Stock Issued under Acts Nos. 27 and 60, 1931—	
3·4875 per cent. matured 1st March, 1944	400 0 0
3·1 per cent. matured 1st January, 1945	1,000 0 0
3·4875 per cent. matured 11th March, 1945	1,700 0 0
	3,100 0 0
Under Real Property Act	13 11 2
Total	£ 353,201 7 4
„ Balance on 30th June, 1944, brought forward	136,102 19 9
„ Balance on 30th June, 1945, carried forward	* 6,782 10 11
TOTAL	£ 496,086 18 0

* See page 186.

J. M. BADDELEY,
Acting Treasurer.

I HEREBY CERTIFY that the above account represents the actual receipts and expenditure of the Treasurer on account of the Closer Settlement Account during the year ended 30th June, 1945, and is in accordance with the requirements of the Audit Act, 1902, Section 58.

Given under my hand this 21st day of September, 1945.

E. H. SWIFT,
Auditor General.

CLOSER SETTLEMENT.

FOR

Particulars of Ministerial Certificates and Closer Settlement Debentures issued in respect of Estates acquired under Closer Settlement Acts to 30th June, 1941, (See Public Accounts 1940-41 pages 163 to 171).

No. 5.

THE GENERAL LOAN ACCOUNT

ACCOUNT CURRENT

OF

RECEIPTS AND PAYMENTS

IN THE YEAR ENDED 30TH JUNE, 1945.

Dr.

GENERAL LOAN ACCOUNT CURRENT of RECEIPTS and

PARTICULARS OF RECEIPTS.	AMOUNT.	TOTAL.
To Repayments to Credit of the undermentioned Votes, previous years, viz.:—	£ s. d.	£ s. d.
MINISTER FOR PUBLIC HEALTH—		
CHIEF SECRETARY—		
TREASURER—		
To provide for Relief of Unemployment—(Amount to be carried to Special Deposits Account—Unemployment Relief Fund)—		
Act No. 40, 1932 ...	115,456 12 10	
further sum—Act No. 22, 1933 ...	252,286 14 2	
Act No. 53, 1934 ...	497 2 6	
Act No. 56, 1935 ...	615 6 2	
Act No. 53, 1936 ...	1,529 18 6	
		370,385 14 2
To provide for Relief of Unemployment (Christmas Relief)—Act No. 40, 1932		1,080 3 7
Loans to Shire and Municipal Councils for Public Works (to be repaid)—Act No. 52, 1929 ...		4,367 6 11
Rural Bank of New South Wales—Government Agency Department—Home Building Scheme Agency—Act No. 56, 1935...		21,115 15 4
Housing—		
For the Purchase or Resumption of Land, for Erection of Buildings, Construction of Works, Advances for Dwelling Houses, and for other Costs and Expenses under the Housing Act, 1912, and the Housing (Extension) Act, 1919, the amount to be carried to the Housing Fund, constituted under Act No. 7, 1912—Act No. 27, 1920 ...		57,041 1 9
Sydney Harbour Trust—		
Towards Construction of Works generally, and for the Improvement of the Port—further sum—Act No. 43, 1910 ...	87 12 9	
Act No. 56, 1915 ...	7 14 0	
Act No. 27, 1919 ...	20,000 0 0	
Act No. 22, 1924 ...	1,000 0 0	
Act No. 48, 1927 ...	115 0 6	
Act No. 23, 1931 ...	116 0 3	
Act No. 40, 1937 ...	5,000 0 0	
Act No. 9, 1942 ...	10,000 0 0	
		36,326 7 6
Darling Harbour Resumptions—Act No. 10, 1900 ...		24 0 0
Total, Treasurer ...	£	490,340 9 3
DEPARTMENT OF RAILWAYS—		
Railways—		
Rolling Stock necessary for the Equipment of New Lines—viz: Culcairn to Corowa, Kiama to Nowra, Lismore to the Tweed, Cootamundra to Temora, and Molong to Parkes and Forbes—Act 54, Victoria No. 33 ...	1,500 0 0	
Rolling Stock to meet Additional Traffic and for New Lines—Act No. 60, 1900	1,506 0 0	
Rolling Stock, to meet additional Traffic Requirements, including Equipment of New Lines, Additions to Railway Lines, Stations and Buildings, and for other purposes, and towards equipment of Refreshment Rooms—		
Act No. 7, 1917 ...	3,109 1 4	
Act No. 27, 1920 ...	1,415 2 10	
Act No. 18, 1922 ...	189 2 4	
Act No. 22, 1923 ...	130 6 11	
Railways—carried forward ...	£	7,849 13 5
Carried forward ...	£	490,340 9 3

PAYMENTS in the Year ended 30th June, 1945.

Cr.

PARTICULARS OF PAYMENTS.	AMOUNT.	TOTAL.
By Payments on account of the undermentioned Services, viz.:—	£ s. d.	£ s. d.
MINISTER FOR PUBLIC HEALTH—		
Subsidised Hospitals—New Buildings, Improvements, Additions, New Equipment and Furnishings—further sum—Act No. 4, 1943 ...	3,612 11 1	
Act No. 4, 1944 ...	100,000 0 0	
Act No. 2, 1945 ...	12,670 0 7	
		116,282 11 8
Metropolitan Meat Industry Commissioner—Erection of Cold Storage Accommodation—Act No. 4, 1943 ...		10,000 0 0
Total, Minister for Public Health ...	£	126,282 11 8
CHIEF SECRETARY—		
Aborigines Welfare Board—		
New Buildings—Improvements and Additions—further sum—Act No. 4, 1943		498 16 8
Total, Chief Secretary ...	£	498 16 8
TREASURER—		
Head Office—		
Housing—Wartime—Act No. 2, 1945 ...		618,477 0 7
Maritime Services Board of New South Wales—		
Sydney Harbour Section—		
Towards Construction of Works Generally and for the Improvement of the Port—further sum—		
Act No. 4, 1943 ...	42,100 0 0	
Act No. 4, 1944 ...	17,000 0 0	
		59,100 0 0
Total, Treasurer ...	£	677,577 0 7
DEPARTMENT OF RAILWAYS—		
Railways—		
Rolling-stock, to meet Additional Traffic Requirements, including Equipment of New Lines, Additions to Railway Lines, Stations, and Buildings, and for other purposes, and towards Equipment of Refreshment Rooms—Further sum—		
Act No. 4, 1944 ...	856,647 9 9	
Act No. 2, 1945 ...	279,102 10 3	
		1,135,750 0 0
Railways—carried forward ...		1,135,750 0 0
Carried forward ...		804,358 8 11


Dr.

GENERAL LOAN ACCOUNT CURRENT of RECEIPTS and

PARTICULARS OF RECEIPTS.	AMOUNT.	TOTAL.
	£ s. d.	£ s. d.
To Repayments to Credit of the undermentioned Votes, previous years— <i>continued</i> .		
Brought forward £	490,340 9 3
DEPARTMENT OF RAILWAYS— <i>continued</i> .		
Brought forward £	7,849 13 5	
Railways— <i>continued</i> .		
Rolling-stock, to meet Additional Traffic Requirements, including Equipment of New Lines, Additions to Railway Lines, Stations, and Buildings, and for other purposes, and towards Equipment of Refreshment Rooms—Further sum— <i>continued</i> .		
Act No. 22, 1924	209 18 5	
Act No. 22, 1925	5 2 8	
Act No. 25, 1926	2,037 15 2	
Act No. 48, 1927	2,595 6 9	
Act No. 52, 1929	351 6 8	
Act No. 40, 1932	483 3 3	
Act No. 53, 1934	47,400 0 0	
Act No. 56, 1935	122,200 0 0	
Act No. 53, 1936	102,400 0 0	
Act No. 40, 1937	63,021 6 5	
Act No. 33, 1938	1,662 3 5	
Act No. 34, 1939	753 17 9	
Act No. 47, 1940	226 6 9	
Act No. 9, 1942	460 13 7	
Act No. 4, 1943	591 11 10	
Alterations, Additions and Improvements at Stations, Increased Siding Accommodation and other purposes—Act 46, Victoria No. 23	81 16 6	
Additions, Alterations and Improvements to Roads, Stations and Buildings and for other purposes, including purchase of Land required for extending Works—Act 54, Victoria No. 33... ..	47 14 6	
Additions to Railway Lines, Buildings, and for other purposes—Act No. 39, 1906	4,000 0 0	
Additions to Railway Lines, Stations and Buildings, and for other purposes, including Duplication of Lines—Act No. 16, 1909	274 11 9	
Additions to Railway Lines, Stations and Buildings, and for other purposes—		
Act No. 19, 1907	2,000 0 0	
Act No. 43, 1910	19,253 18 8	
Act No. 25, 1911	266 4 11	
Act No. 57, 1912	1,063 6 4	
Act No. 5, 1914	520 0 0	
Act No. 31, 1914	362 12 0	
Act No. 56, 1915	340 19 11	
Duplication of Lines—		
Act No. 25, 1918	668 18 5	
Act No. 22, 1925	43 11 10	
Act No. 25, 1926	2,631 5 4	
		383,803 6 3
Railways—carried forward £	383,803 6 3
Carried forward £	490,340 9 3

Cr.

PAYMENTS in the Year ended 30th June, 1945—*continued*.

PARTICULARS OF PAYMENTS.	AMOUNT.	TOTAL.
	£ s. d.	£ s. d.
By Payments on account of the undermentioned Services— <i>continued</i> .		
Brought forward £	804,358 8 11
DEPARTMENT OF RAILWAYS— <i>continued</i> .		
Brought forward £	1,135,750 0 0
		
Duplication of Railway Lines—further sum—		
Act No. 4, 1944	293,200 0 0	
Act No. 2, 1945	138,200 0 0	
		431,400 0 0
Railways—carried forward £	1,567,150 0 0
Carried forward £	804,358 8 11

PARTICULARS OF RECEIPTS.	AMOUNT.	TOTAL.
To Repayments to Credit of the undermentioned Votes, previous years— <i>continued.</i>	£ s. d.	£ s. d.
Brought forward £	490,340 9 3
DEPARTMENT OF RAILWAYS— <i>continued.</i>		
Brought forward £	383,803 6 3
Railway Construction—		
Extension of Existing Railways—Act 22 Victoria No. 22	267 0 3	
Great Western Line from Penrith towards Bathurst—Act 25 Victoria No. 19	136 11 9	
Extension of the Great Northern Line—Act 29 Victoria No. 23	586 2 10	
Railway Works—Extension to Bathurst & Goulburn—Act 31 Victoria No. 11	10 0 0	
Bathurst to Orange—Act 36 Victoria No. 17	29 5 6	
Towards the Construction of a Line from Goulburn to Wagga Wagga— Act 36 Victoria No. 17	640 18 10	
For the Construction of a Line from Murrurundi to Tamworth—Act 36 Victoria No. 17	94 0 0	
To Connect the Great Northern Railway with the New Wharfage Accommodation at Bullock Island—Act 38 Victoria No. 2	136 16 6	
Werris Creek to Gunnedah, Great Northern Line, 40 miles—Act 40 Victoria No. 12	215 9 10	
Orange to Wellington, 56 miles—Act 40 Victoria No. 12	170 7 11	
For the Extension of the Great Southern Railway from the end of No. 3 Contract, near Wagga Wagga to Albury, including the Viaduct over the River Murrumbidgee, 82 miles—Act 41 Victoria No. 7	37 10 0	
Tamworth to Tenterfield—Act 43 Victoria No. 11	53 5 0	
Gunnedah to Narrabri—Act 43 Victoria No. 11	4 19 6	
Wallerawang to Mudgee—Act 43 Victoria No. 11	40 18 8	
Dubbo to the vicinity of Bourke—Act 43 Victoria No. 11	19 3 8	
Sydney to Wollongong and Kiama—Act 44 Victoria No. 28	260 0 0	
Goulburn to Cooma—Act 44 Victoria No. 28	76 4 0	
Homebush to Waratah—Act 44 Victoria No. 28	1,478 4 10	
Cootamundra to Gundagai—Act 44 Victoria No. 28	268 16 0	
Murrumburrah to Blayney—Act 44 Victoria No. 28	77 7 10	
Grafton to the Tweed River, via Casino, Lismore, and the Brunswick, 165 miles—Act 48 Victoria No. 26	257 17 0	
Orange to Molong, via Borenore, 21 miles; Borenore to Forbes, via Cudal, 60 miles—Act 48 Victoria No. 26	19 0 0	
Narrabri to Moree, 61 miles—Act 48 Victoria No. 26	48 2 11	
Kiama to Jervis Bay, 41 miles—Act 48 Victoria No. 26	13 14 0	
Towards the Construction of a Line of Railway from Marrickville to Burwood Road—Act 54 Victoria No. 33	145 15 10	
Towards the Construction of a line of Railway from Cootamundra to Temora—Act 54 Victoria No. 33	80 0 0	
Towards the Construction of a line of Railway from St. Leonards to Milsons Point—Act 54 Victoria No. 33	1,953 17 3	
Berrigan to Finley Railway—Act 60 Victoria No. 32	60 0 0	
Koorawatha to Grenfell Railway—Act No. 36, 1898	10 0 0	
Reduction of Grades, North Coast Line, between Morisset and Adams- town—Act No. 60, 1900	90 0 0	
Central Railway Station, Sydney, including Resumptions—Act 108, 1902	400 0 0	
Belmore-Chapel Road Railway—further sum—Act No. 19, 1907	40 0 3	
Towards Construction of Flemington to Belmore, and Wardell Road to Glebe Island and Darling Island Railways—Act No. 43, 1910	12,270 4 8	
Further sum—Act No. 73, 1916	1,637 10 10	
North Coast Railway (Maitland to Sth. Grafton) further sum—Act 43, 1910	2 6 0	
North Coast Railway, further sum—Act No. 13, 1912	20 0 0	
Act No. 5, 1914	384 0 0	
Land Resumption for Authorised Railways—Act No. 25, 1911	222 6 6	
Further sum—Act No. 31, 1914	112 9 6	
Wyalong to Cudgellico, further sum—Act No. 56, 1915	200 0 0	
Rozelle Bay to Darling Island Railway—Act No. 56, 1915	3,701 2 6	
Canowindra to Eugowra, further sum—Act No. 18, 1922	101 6 1	
Flemington to Belmore, and Wardell Road to Glebe Island, and Rozelle Bay to Darling Island Railways, including the remodelling of Darling Harbour Lines—Act No. 22, 1923	10 0 0	
City and Suburban Railways—Land Resumptions and Costs— Act No. 56, 1915	52 17 7	
Act No. 73, 1916... ..	1,264 15 8	
Railway Construction—carried forward £	27,700 9 6	
Railways—carried forward £	383,803 6 3
Carried forward £	490,340 9 3

PARTICULARS OF PAYMENTS.	AMOUNT.	TOTAL.
By Payments on account of the undermentioned Services— <i>continued.</i>	£ s. d.	£ s. d.
Brought forward £	804,358 8 11
DEPARTMENT OF RAILWAYS— <i>continued.</i>		
Brought forward £	1,567,150 0 0
Railway Construction—		
Sandy Hollow to Maryvale and Reconditioning of existing line, Muswell- brook to Sandy Hollow—further sum— Act No. 4, 1943	4,905 4 2	
Act No. 2, 1945	24,594 15 10	
		29,500 0 0
Railway Construction—carried forward £	29,500 0 0
Railways—carried forward £	1,567,150 0 0
Carried forward £	804,358 8 11

Dr.

GENERAL LOAN ACCOUNT CURRENT of RECEIPTS and

PARTICULARS OF RECEIPTS.	AMOUNT.	TOTAL.
	£ s. d.	£ s. d.
To Repayments to Credit of the undermentioned Votes, previous years— <i>continued.</i>		
Brought forward	£	490,340 9 3
DEPARTMENT OF RAILWAYS— <i>continued.</i>		
Brought forward	£	383,803 6 3
Railway Construction— <i>continued.</i>		
Brought forward	£ 27,700 9 6	
City and Suburban Railways and Railways generally—Land Resumptions and Costs—		
Act No. 21, 1921	402 14 7	
Act No. 18, 1922	121 14 10	
Act No. 22, 1924	450 15 9	
Act No. 1, 1928	790 18 10	
Act No. 40, 1937	1,107 16 4	
		30,574 9 10
Total, Department of Railways	£	414,377 16 1
DEPARTMENT OF ROAD TRANSPORT AND TRAMWAYS—		
TRAMWAYS—		
Additions to Lines, Workshops and Buildings and for other purposes—		
Act No. 43, 1910	1,633 10 5	
Additions to Lines Workshops and Buildings, Duplication of Lines and for other purposes—		
Act No. 25, 1911	50,000 0 0	
Act No. 57, 1912	100,000 0 0	
Act No. 5, 1914	100,000 0 0	
Tramway Construction—Tramways Generally—Act No. 43, 1910...	50,000 0 0	
Motor Omnibus Services—		301,633 10 5
Purchase of Omnibuses and Equipment—further sum—		
Act No. 40, 1937	450 0 0	
Total, Department of Road Transport and Tramways £	302,083 10 5
MAIN ROADS DEPARTMENT—		
For Construction and Reconstruction of Main Roads—		
Subsidies—		
County of Cumberland Main Roads Fund—		
Act No. 1, 1928	94 14 7	
Act No. 52, 1928	15,470 3 10	
Act No. 52, 1929	22 10 7	
		15,587 9 0
Country Main Roads Fund—		
Act No. 48, 1927	969 8 4	
Act No. 52, 1928	16,601 3 1	
Act No. 52, 1929	594 18 0	
		18,165 9 5
Total Main Roads Department	£	33,752 18 5
SECRETARY FOR LANDS—		
For purpose of Land Development and Land Settlement in connection with Migration—Act No. 22, 1924	104 0 0
Miscellaneous—		
To provide for a Working Capital for Purchase of Wire Netting, Material, &c., in terms of section 30 of the Pastures Protection Act, No. 35, 1912, —the amount to be carried to Special Deposits Account (Wire Netting Working Capital Account)—further sum—Act No. 18, 1922	25,000 0 0
To provide for a supply of water at Benanee—Act No. 25, 1926...	93 10 0
Total, Secretary for Lands	£	25,197 10 0
Carried forward	£	1,265,752 4 2

PAYMENTS in the Year ended 30th June, 1945—*continued.*

Cr.

PARTICULARS OF PAYMENTS.	AMOUNT.	TOTAL.
	£ s. d.	£ s. d.
By Payments on account of the undermentioned Services— <i>continued.</i>		
Brought forward	£	804,358 8 11
DEPARTMENT OF RAILWAYS— <i>continued.</i>		
Brought forward	£	1,567,150 0 0
Railway Construction— <i>continued.</i>		
Brought forward	£	29,500 0 0
City and Suburban Railways and Railways Generally—Land Resumptions and Costs—Act No. 40, 1937	3,350 0 0
		32,850 0 0
Total, Department of Railways	£	1,600,000 0 0
DEPARTMENT OF ROAD TRANSPORT AND TRAMWAYS—		
Tramway Services—		
Additions to Tramway Lines—further sum—Act No. 40, 1937	522 15 11
Total, Department of Road Transport and Tramways £	522 15 11
MAIN ROADS DEPARTMENT—		
For Construction and Reconstruction of Main Roads—		
Subsidies—		
County of Cumberland Main Roads Fund—		
Act No. 1, 1928	94 14 7	
Act No. 52, 1928	15,470 3 10	
Act No. 52, 1929	22 10 7	
		15,587 9 0
Country Main Roads Fund—		
Act No. 48, 1927	969 8 4	
Act No. 52, 1928	16,601 3 1	
Act No. 52, 1929	594 18 0	
		18,165 9 5
Total Main Roads Department	£	33,752 18 5
SECRETARY FOR LANDS—		
For purpose of Land Development and Land Settlement in connection with Migration—Act No. 22, 1924	104 0 0
Miscellaneous—		
To provide for a Working Capital for Purchase of Wire Netting, Material, &c., in terms of section 30 of the Pastures Protection Act, No. 35, 1912, —the amount to be carried to Special Deposits Account (Wire Netting Working Capital Account)—further sum—Act No. 18, 1922	25,000 0 0
To provide for a supply of water at Benanee—Act No. 25, 1926...	93 10 0
Total, Secretary for Lands	£	25,197 10 0
Carried forward	£	2,404,881 4 10

PARTICULARS OF RECEIPTS.	AMOUNT.	TOTAL.
	£ s. d.	£ s. d.
To Repayments to Credit of the undermentioned Votes, previous years— <i>continued.</i>		
Brought forward	£	1,265,752 4 2
MINISTER FOR PUBLIC WORKS—		
Bridges—		
Sydney Harbour Bridge—further sum—		
Act No. 12, 1932	13,531 16 2	
Act No. 40, 1932	366 15 0	
		13,898 11 2
Harbours and Rivers—		
Newcastle Harbour Improvements, including Wharfage, Shipping, Dredging, and other Plant—further sum—		
Act No. 21, 1921	91 4 2	
Act No. 22, 1933	2,200 0 0	
Act No. 9, 1942	20 16 9	
Act No. 4, 1944	4,395 17 1	
		6,707 18 0
Port Kembla Harbour Works, including Land—further sum—Act No. 62, 1901	513 10 0	
Port Kembla Harbour Improvements—further sum—Act No. 47, 1940 ...	2,753 10 0	
		3,267 0 0
Coff's Harbour Improvements, Jetty Extension, etc.—further sum—		
Act No. 34, 1939	506 17 6
Manning River Improvements—further sum—Act No. 22, 1923	25 0 0
Cook's River Improvements—towards—Act No. 31, 1914	2,307 10 0
Special Expenditure—		
Harbours and Rivers—further sum—Act No. 56, 1935	35 0 0
		12,849 5 6
Public Watering Places—		
Public Watering Places Generally—further sum—		
Act No. 52, 1929	48 6 11	
Act No. 40, 1932	3 5 6	
		51 12 5
Water Supplies—		
Country Towns Water Supplies—further sum—		
Act No. 53, 1934	38 10 9	
Act No. 56, 1935	197 6 1	
Act No. 40, 1937	148 0 9	
		383 17 7
Sewerage Construction—		
Metropolitan Sewerage and Stormwater Channels generally—further sum—Act No. 43, 1910	3 6 10	
Metropolitan Sewerage and Stormwater Channels—further sum—		
Act No. 21, 1921	581 8 10	
Act No. 18, 1922	58 10 0	
Act No. 22, 1923	381 19 4	
Act No. 22, 1924	36 0 0	
		1,061 5 0
Country Towns Sewerage and Stormwater Channels—further sum—		
Act No. 40, 1937	5 0 0
		1,066 5 0
Minister for Public Works—carried forward ...	£	28,249 11 8
Carried forward	£	1,265,752 4 2

PARTICULARS OF PAYMENTS.	AMOUNT.	TOTAL.
	£ s. d.	£ s. d.
By Payments on account of the undermentioned Services— <i>continued.</i>		
Brought forward	£	2,404,881 4 10
MINISTER FOR PUBLIC WORKS—		
Bridges—		
Sydney Harbour Bridge—further sum—Act No. 40, 1932	29 16 8
Harbours and Rivers—		
Newcastle Harbour Improvements, including Wharfage, Shipping, Dredging and other Plant—further sum—		
Act No. 9, 1942	123 10 9	
Act No. 4, 1944	53,389 11 9	
		53,513 2 6
Port Kembla Harbour Improvements—further sum—Act No. 47, 1940 ...	2,649 2 1	
Act No. 4, 1943	19,999 14 0	
Act No. 4, 1944	15,082 9 8	
		37,731 5 9
Coff's Harbour Improvements, Jetty Extension, etc.—further sum—		
Act No. 34, 1939	1,011 2 1	
Act No. 4, 1943	5,000 0 0	
Act No. 4, 1944	2,500 0 0	
Act No. 2, 1945	4,870 0 6	
		13,381 2 7
New Dredging Plant—further sum—Act No. 34, 1939	903 0 11
Harbours and Rivers generally—Miscellaneous—Act No. 4, 1944	3 2 8
		105,531 14 5
Water Supplies—		
Country Towns Water Supplies—further sum—		
Act No. 40, 1937	13,366 6 2
Sewerage Construction—		
Country Towns Sewerage and Stormwater Channels—further sum—		
Act No. 40, 1937	3 14 9
Minister for Public Works—carried forward ...	£	118,931 12 0
Carried forward	£	2,404,881 4 10

Dr.

GENERAL LOAN ACCOUNT CURRENT of RECEIPTS and

PARTICULARS OF RECEIPTS.	AMOUNT.	TOTAL.
	£ s. d.	£ s. d.
To Repayments to Credit of the undermentioned Votes, previous years— <i>continued.</i>		
Brought forward £	1,265,752 4 2
MINISTER FOR PUBLIC WORKS— <i>continued.</i>		
Brought forward £	28,249 11 8
Public Buildings—		
Mental Hospitals—New Buildings, Improvements and Additions further sum—Act No. 4, 1943	10 7 9
Erection of and additions to Police Buildings, &c., at Broadwater, Kogarah, Fernmount, Murrumburrah, Penrith, Rylstone, Sofala, Berry, Darlinghurst, Pambula, Surry Hills, Tilpa, Tumut, Alexandria, Coonamble, Crookwell, Daysdale, Forbes, Gerogery, Jindera, Kyamba, Maclean, Marrickville, Marsden, Moruya, Mount Drysdale, Trundle, Tweed River Heads, Yandarloo, Cumnock, Mathoura,—Act 58, Victoria No. 14	38 0 0
Public Buildings Generally—Construction, Additions, Improvements, and Acquisition of Sites—further sum—Act No. 52, 1929	800 0 0	
Act No. 9, 1942	10 0 0	
Act No. 4, 1943	0 12 4	
		810 12 4
	859 0 1
Electrical—		
Hydro-Electric Schemes—further sum—Act No. 9, 1942	25 0 2	
Act No. 4, 1943	7,087 15 9	
		7,112 15 11
Port Kembla Power Station and Transmission System—Augmentation—further sum—Act No. 52, 1929	3,062 17 9	
Act No. 34, 1939	818 7 6	
Act No. 47, 1940	8,041 11 11	
		11,922 17 2
Yanco Power Station—Augmentation—Act No. 47, 1940	1,732 7 10	
Further sum—Act No. 4, 1943	729 19 10	
		2,462 7 8
Sydney-Port Kembla Electrical Inter-connection—Further sum—Act No. 4, 1943	634 5 0
		22,132 5 9
Miscellaneous—		
Circular Quay Improvements—Act No. 33, 1938	297 19 1
Government Dockyard, Newcastle—		
To provide a Working Account, and for the purchase of Stores and materials, which cannot properly be charged to appropriations of Parliament until actually issued for use—the amount to be carried to Special Deposits Account (Government Dockyard and Newcastle Workshops Store Advance Account) and to be used conjointly with that Account as a Working and Store Account—Act No. 7, 1917	11,725 5 0
Dyke End Dredge Repair Shop, Newcastle—Establishment—Act No. 56, 1935	15 0 0
		12,038 4 1
Total, Minister for Public Works	63,279 1 7
Carried forward £	1,329,031 5 9

PAYMENTS in the Year ended 30th June, 1945—*continued.*

Cr.

PARTICULARS OF PAYMENTS.	AMOUNT.	TOTAL.
	£ s. d.	£ s. d.
By Payments on account of the undermentioned Services— <i>continued.</i>		
Brought forward £	2,404,881 4 10
MINISTER FOR PUBLIC WORKS— <i>continued.</i>		
Brought forward £	118,931 12 0
Public Buildings—		
Mental Hospitals—New Buildings, Improvements, and Additions—further sum—Act No. 4, 1943	7,386 2 6
State Hospitals and Asylums, including Coast (Prince Henry) Hospital—New Buildings, Improvements and Additions—further sum—Act 47, 1940	2,007 17 0
National Library—Additions—further sum—Act No. 4, 1943	1,165 2 6	
Act No. 2, 1945	2,303 17 7	
		3,469 0 1
Public Buildings Generally—Construction, Additions, Improvements, and Acquisition of Sites—further sum—Act No. 9, 1942	10 0 0	
Act No. 4, 1943	2,486 4 3	
Act No. 4, 1944	7,091 12 1	
		9,587 16 4
Child Welfare—Purchase and Erection of Buildings, and Additions to Buildings for Acquirement of Sites—further sum—Act No. 4, 1944	23,368 9 6	
Act No. 2, 1945	20,724 5 4	
		44,092 14 10
	66,543 10 9
Electrical—		
Hydro-Electric Schemes—further sum—Act No. 9, 1942	116 0 2	
Act No. 4, 1943	27,486 11 3	
Act No. 4, 1944	26,000 0 0	
Act No. 2, 1945	47,452 8 4	
		101,054 19 9
Port Kembla Power Station and Transmission System—Augmentation—further sum—Act No. 47, 1940	28,738 11 4	
Act No. 2, 1945	5,340 10 9	
		34,079 2 1
Yanco Power Station—Augmentation—further sum—Act No. 4, 1943	406 10 1
Sydney-Port Kembla Electrical Inter-connection—		
Further sum—Act No. 4, 1943	267 13 1	
Act No. 4, 1944	1,343 3 0	
		1,610 16 1
		137,151 8 0
Miscellaneous—		
Circular Quay Improvements—further sum—Act No. 47, 1940	202 4 10
Newcastle Government Engineering and Ship-building Yards—Facilities for Ship Construction—Further sum—Act No. 4, 1943	19,500 0 0	
Act No. 2, 1945	8,800 0 0	
		28,300 0 0
Border Railways—Preliminary Survey Expenses and Acquisition of Land for Construction Purposes—further sum—Act No. 40, 1932	11 2 10
For the purpose of the Darling Harbour Wharves Resumption Act, 1900—Further sum—Act No. 14, 1903	147 5 3
River Murray Commission—Part cost of works to be carried out under the Act and Hydro-Electric Development—Further sum—Act No. 34, 1939	200 0 0
		28,860 12 11
Total, Minister for Public Works... .. £	351,487 3 8
Carried forward £	2,756,368 8 6

Dr.

GENERAL LOAN ACCOUNT CURRENT of RECEIPTS and

PARTICULARS OF RECEIPTS.	AMOUNT.	TOTAL.
To Repayments to Credit of the undermentioned Votes, previous years— <i>continued.</i>	£ s. d.	£ s. d.
Brought forward	£	1,329,031 5 9
MINISTER FOR LOCAL GOVERNMENT—		
To provide for Roads of Access and Bridges and Development of Tourist Traffic in Shires and Municipalities—further sum—Act No. 34, 1939	96 0 0
To provide for the Construction of Drainage Works and Stormwater Channels in Shires and Municipalities—further sum—Act No. 33, 1938 ...	633 0 0	
Act No. 47, 1940 ...	127 16 0	
		760 16 0
To provide for the Construction of Water and Sewerage Works in Shires and Municipalities—Act No. 56, 1935	689 16 9	
further sum—Act No. 40, 1937	95 18 3	
Act No. 33, 1938	2,203 5 10	
Act No. 34, 1939	451 12 10	
Act No. 47, 1940	47 5 0	
Act No. 9, 1942	33 1 11	
		3,521 0 7
To provide for the Construction of Public Baths in Shires and Municipalities —Act No. 56, 1935	564 1 2
To provide for Improvement and Embellishment of Public Reserves and Places of Public Recreation or Resort in Shires and Municipalities— further sum—Act No. 40, 1937	65 19 11	
Act No. 33, 1938	40 10 0	
Act No. 34, 1939	657 8 0	
Act No. 47, 1940	0 13 0	
		764 10 11
To provide for Miscellaneous Works to be carried out by Shires and Muni- cipalities—further sum—Act No. 40, 1937	121 2 7	
Act No. 33, 1938	1,457 6 4	
Act No. 34, 1939	4,270 11 5	
Act No. 47, 1940	1,692 8 1	
		7,541 8 5
Work undertaken by or for Shires and Municipalities under contract for Repayment—Act No. 52, 1928	134 12 0
Works undertaken by Shires and Municipalities for Unemployed Returned Soldiers and Sailors and other Unemployed (to be repaid)—Act No. 18, 1922	992 7 3
Towards Construction and Reconstruction of Main, Developmental, and Arterial Roads—Act No. 22, 1923	974 3 11
Towards Construction and Reconstruction of Main, Developmental and Arterial Roads or payment of Subsidies to Main Roads Board—Act No. 22, 1924	155 11 3
Total, Minister for Local Government	£	15,504 11 6
MILITARY—		
To complete Defences and Works necessary on the Coast, including cost of resuming land—Act No. 36, 1898	808 19 4
Total, Military	808 19 4
Carried forward	£	1,345,344 16 7

PAYMENTS in the Year ended 30th June, 1945—*continued.*

Cr.

PARTICULARS OF PAYMENTS.	AMOUNT.	TOTAL.
By Payments on account of the undermentioned Services— <i>continued.</i>	£ s. d.	£ s. d.
Brought forward	£	2,756,368 8 6
MINISTER FOR LOCAL GOVERNMENT—		
To provide for Roads of Access and Bridges and Development of Tourist Traffic in Shires and Municipalities—further sum—Act No. 34, 1939	6,567 13 5
To provide for the Construction of Drainage Works and Stormwater Channels in Shires and Municipalities—further sum—Act No. 9, 1942	3,777 4 2	
Act No. 2, 1945	5,702 15 10	
		9,480 0 0
To provide for the Construction of Water and Sewerage Works in Shires and Municipalities—further sum—Act No. 9, 1942	6,900 5 7	
Act No. 4, 1943	40,000 0 0	
Act No. 2, 1945	2,628 9 9	
		49,528 15 4
To provide for the Construction of Public Baths in Shires and Municipalities— Act No. 56, 1935	353 0 0
To provide for Improvement and Embellishment of Public Reserves and Places of Public Recreation or Resort in Shires and Municipalities— further sum—Act, No. 9, 1942	5,770 2 7
To provide for Miscellaneous Works to be carried out by Shires and Municipal- ities—further sum—Act No. 47, 1940...	24,115 15 1
Total, Minister for Local Government	£	95,815 6 5
MILITARY—		
Carried forward	£	2,852,183 14 11

Dr.

GENERAL LOAN ACCOUNT CURRENT of RECEIPTS and

PARTICULARS OF RECEIPTS.	AMOUNT.	TOTAL.
£ s. d.	£ s. d.	
To Repayments to Credit of the undermentioned Votes, previous years— <i>continued.</i>		
Brought forward £	1,345,344 16 7	
METROPOLITAN WATER, SEWERAGE AND DRAINAGE BOARD—		
Sydney Water Supply—		
City of Sydney Water Debentures, 5 per cent., maturing 1st July, 1904—		
Act No. 14, 1903	182 10 0	
Extension of Water Reticulation, Sydney and Suburbs—Act 54 Victoria		
No. 33	1 0 0	
Sydney Water Supply Amplification—Act No. 43, 1910	335 3 11	
General Reticulation, Improvements, etc., including Sydney Water Supply		
Amplification—further sum—Act No. 18, 1922	1,300 0 0	
Act No. 22, 1923	150 0 0	
Act No. 22, 1924	21 7 6	
		1,990 1 5
Sewerage—		
Southern Extension from original Sewerage Farm at Shea's Creek to Webb's		
Grant, including Syphon and resumption of land at Rushcutters' Bay,		
Double Bay and Waterloo for Sewerage purposes—Act 46 Victoria		
No. 23	37 10 0	
Sydney Sewerage Works—Works in progress, Contracts to be let, and		
resumption of land—Act 50 Victoria No. 28	1,503 6 3	
		1,540 16 3
Total, Metropolitan Water, Sewerage and Drainage Board ... £		3,530 17 8
PUBLIC INSTRUCTION—		
Miscellaneous—		
School Buildings, Teachers' Residences, and other Buildings, Additions to		
existing Buildings, School and Residence Sites, Purchase and Erection		
of Plant and Equipment—Further sum—Act No. 53, 1934	100 0 0	
Act No. 4, 1943	274 2 5	
		374 2 5
Total, Public Instruction £		374 2 5
SECRETARY FOR MINES—		
State Coal Mine, Lithgow—Erection of Buildings, Purchase of Machinery,		
Alterations and Additions to Equipment, etc.—Act No. 4, 1944		125 3 9
Total, Secretary for Mines		125 3 9
DEPARTMENT OF AGRICULTURE—		
/		
WATER CONSERVATION AND IRRIGATION COMMISSION—		
To provide for the Construction of Burrinjuck Dam Developmental Works,		
including Factories, Plant, and Subsidiary Works; payment of tenant		
rights; deferred rents and water rates, Murrumbidgee Irrigation Areas;		
and Advances to Individual Settlers, or Organisations of Settlers (to be		
subsequently repaid), on Irrigation Areas generally—further sum—		
Act No. 25, 1926		15,676 4 4
Water Conservation and Irrigation		
Commission—carried forward ... £		15,676 4 4
Carried forward £		1,349,375 0 5

PAYMENTS in the Year ended 30th June, 1945—*continued.*

Cr.

PARTICULARS OF PAYMENTS.	AMOUNT.	TOTAL.
£ s. d.	£ s. d.	
By Payments on account of the undermentioned Services— <i>continued.</i>		
Brought forward £	2,852,183 14 11	
METROPOLITAN WATER, SEWERAGE AND DRAINAGE BOARD—		
/		
PUBLIC INSTRUCTION—		
Miscellaneous—		
School Buildings, Teachers' Residences, and other Buildings, Additions to		
existing Buildings, School and Residence Sites, Purchase and Erection		
of Plant and Equipment—further sum—Act No. 4, 1943	86,268 17 10	
Act No. 4, 1944	5,703 14 8	
		91,972 12 6
Total, Public Instruction £		91,972 12 6
SECRETARY FOR MINES—		
State Coal Mine, Lithgow—Erection of Buildings, Purchase of Machinery,		
Alterations and Additions to Equipment, etc.—Act No. 4, 1944		6,765 11 0
Total, Secretary for Mines £		6,765 11 0
DEPARTMENT OF AGRICULTURE—		
For promotion of Agriculture, Agricultural Colleges, Experiment Farms, etc.,		
including purchase of Lands, Buildings, etc.—further sum—		
Act No. 47, 1940	3,694 4 10	
Act No. 2, 1945	447 15 6	
		4,142 0 4
Glenfield Veterinary Research Station—Buildings and Improvements, etc.		
—further sum—Act No. 4, 1944	1,104 4 0	
Act No. 2, 1945	828 8 5	
		1,932 12 5
Total, Department of Agriculture £		6,074 12 9
WATER CONSERVATION AND IRRIGATION COMMISSION—		
Wentworth Irrigation Area—Extension, including Additional Pumping		
Plant—further sum—Act No. 33, 1938		2 15 8
To provide for the Construction of Burrinjuck Dam Developmental Works,		
including Factories, Plant, and Subsidiary Works; payment of tenant		
rights; deferred rents and water rates, Murrumbidgee Irrigation Areas;		
and Advances to Individual Settlers, or Organisations of Settlers (to be		
subsequently repaid), on Irrigation Areas generally—further sum—		
Act No. 4, 1944	47,419 19 10	
Act No. 2, 1945	11,569 6 3	
		58,989 6 1
Water Conservation and Irrigation		
Commission—carried forward ... £		58,992 1 9
Carried forward £		2,956,996 11 2

PARTICULARS OF RECEIPTS.	AMOUNT.	TOTAL.
	£ s. d.	£ s. d.
To Repayments to Credit of the undermentioned Votes, previous years— <i>continued.</i>		
Brought forward £	1,349,375 0 5
WATER CONSERVATION AND IRRIGATION COMMISSION— <i>continued.</i>		
Brought forward £	15,676 4 4
Murrumbidgee Irrigation Area—for the Acquisition and Disposal of Lands for Settlement Purposes—Act No. 25, 1911	123 1 6
Shallow Boring—To provide Water Supplies for Settlers—further sum— Act No. 56, 1935	2,228 14 10
Coomeealla Irrigation Area—Additional Works—further sum—Act No. 33, 1938	1,694 1 1
Works under the Water Act No. 44, 1912—further sum—Act No. 22, 1933...	10,273 8 2
To provide for the Construction of a Storage Reservoir on the Namoi River at Keepit, and for Works incidental thereto—Act No. 40, 1937...	3,917 1 8
Hunter River Irrigation—Cost of Investigations—Act No. 47, 1940	1 2 6
Burrinjuck Dam—To provide for Reconstruction, Alterations, etc.— Act No. 33, 1938	11,340 14 3
Total, Water Conservation and Irrigation Commission £	45,254 8 4
MIGRATION—		
To provide for the Construction of a Storage Reservoir on the Lachlan River at Wyangala, and for Works incidental thereto—Act No. 52, 1928	342 10 11
Total, Migration £	342 10 11
Loan Repayments Account £	*20,961 13 4
Total, Repayments to Credit of Votes, previous years £	1,415,933 13 0
Carried forward £	1,415,933 13 0

Country Towns Water Supplies	£ s. d.
Country Towns Sewerage	7,499 19 10
Water and Drainage Trusts	1,355 11 4
Metropolitan Transport Trust	5,819 4 11
Newcastle Transport Trust	5,304 6 3
	982 11 0

PARTICULARS OF PAYMENTS.	AMOUNT.	TOTAL.
	£ s. d.	£ s. d.
By Payments on account of the undermentioned Services— <i>continued.</i>		
Brought forward £	2,956,996 11 2
WATER CONSERVATION AND IRRIGATION COMMISSION— <i>continued.</i>		
Brought forward £	58,992 1 9
Shallow Boring—To provide Water Supplies for Settlers—further sum— Act No. 4, 1944	15,984 19 1	
Act No. 2, 1945	7,546 12 1	
Coomeealla Irrigation Area—Additional Works— Further sum—Act No. 33, 1938	23,531 11 2
Works under the Water Act, No. 44, 1912—further sum—Act No. 9, 1942...	193 5 11
To provide for the Construction of a Storage Reservoir on the Namoi River at Keepit and for Works incidental thereto—further sum— Act No. 9, 1942	2,091 6 11	
Act No. 4, 1943	18,353 7 1	
Hunter River Irrigation—Cost of Investigations—Act No. 47, 1940 ...	959 11 2	
Further sum—Act No. 4, 1943 ...	3,941 15 7	
North-west District Water Conservation Scheme—Cost of Investigations —Act No. 9, 1942	20,444 14 0
Burrinjuck Dam—To provide for Reconstruction, Alterations, etc.— Further sum—Act No. 9, 1942	4,901 6 9
Macquarie River Irrigation—Cost of Investigations—Act No. 2, 1945	203 6 6
Tumut River Irrigation—Cost of Investigations—Act No. 2, 1945	28,436 0 3
Total, Water Conservation and Irrigation Commission £	4,002 16 1
	601 15 5
MIGRATION—		
Total, Public Works and Services £	181,750 9 10
Carried forward £	3,138,747 1 0

Dr.

GENERAL LOAN ACCOUNT CURRENT OF RECEIPTS and

PARTICULARS OF RECEIPTS.					AMOUNT.		TOTAL.	
					£	s. d.	£	s. d.
Brought forward	£	1,415,933	13 0
Proceeds of Sale of Commonwealth Government Inscribed Stock and Bonds (in Australia) issued under Acts Nos. 51, 1912, and 30, 1914—								
2½ per cent. due 15th October, 1948-49	9,505,460	0 0		
3¼ per cent. due 15th October, 1950-60	5,419,920	0 0		
							14,925,380	0 0
Proceeds of Sale of Sterling Treasury Bills (in London)—								
Under Acts Nos. 51, 1912; 30, 1914; and 1, 1931—								
Due 2nd November, 1944	4,502,524	0 0		
„ 2nd February, 1945	4,502,524	0 0		
„ 2nd May, 1945	4,502,524	0 0		
„ 2nd August, 1945	4,502,524	0 0		
„ 15th November, 1944	1,617,197	1 0		
„ 15th February, 1945	1,617,197	1 0		
„ 15th May, 1945	1,617,197	1 0		
„ 15th August, 1945	1,617,197	1 0		
„ 2nd December, 1944	1,928,054	12 9		
„ 2nd March, 1945	1,928,054	12 9		
„ 2nd June, 1945	1,928,054	12 9		
„ 2nd September, 1945	1,928,054	12 9		
„ 30th December, 1944	1,748,100	0 0		
„ 31st March, 1945	1,748,100	0 0		
„ 30th June, 1945	1,748,100	0 0		
„ 30th September, 1945	1,748,100	0 0		
							39,183,502	15 0
Total Proceeds of Loans	£	54,108,882	15 0
Carried forward	£	55,524,816	8 0

PAYMENTS in the Year ended 30th June, 1945—continued.

Cr.

PARTICULARS OF PAYMENTS.					AMOUNT.		TOTAL.	
					£	s. d.	£	s. d.
Brought forward	£	3,138,747	1 0
Repayment of Loans—								
Australian Consolidated Inscribed Stock and Bonds (in Australia)—								
Issued under Acts Nos. 27 and 60, 1931—								
3 per cent., matured 15th October, 1944	468,770	0 0		
4 per cent., matured 15th October, 1944	5,360,576	0 0		
Issued under Act No. 53, 1936—								
3½ per cent., matured 15th December, 1944	1,214,000	0 0		
Issued under Act No. 1, 1935—								
4 per cent., matured 15th October, 1944	489,624	0 0		
Issued under Acts Nos. 51, 1912, and 30, 1914—								
4 per cent., matured 15th October, 1944	10	0 0		
Commonwealth Registered Stock and Debentures (in London)—								
Issued under Acts Nos. 51, 1912, and 30, 1914—								
3 per cent., matured 1st October, 1944 (sterling £5,896,231 6 1)					7,392,400	0 0		
							14,925,380	0 0
Repayment of Sterling Treasury Bills (in London)—								
Under Acts Nos. 51, 1912; 30, 1914; and 1, 1931—								
Matured 2nd August, 1944	4,502,524	0 0		
„ 2nd November, 1944	4,502,524	0 0		
„ 2nd February, 1945	4,502,524	0 0		
„ 2nd May, 1945	4,502,524	0 0		
„ 15th August, 1944	1,617,197	1 0		
„ 15th November, 1944	1,617,197	1 0		
„ 15th February, 1945	1,617,197	1 0		
„ 15th May, 1945	1,617,197	1 0		
„ 2nd September, 1944	1,928,054	12 9		
„ 2nd December, 1944	1,928,054	12 9		
„ 2nd March, 1945	1,928,054	12 9		
„ 2nd June, 1945	1,928,054	12 9		
„ 30th September, 1944	1,748,100	0 0		
„ 30th December, 1944	1,748,100	0 0		
„ 31st March, 1945	1,748,100	0 0		
„ 30th June, 1945	1,748,100	0 0		
							39,183,502	15 0
Total Repayment of Loans	£	54,108,882	15 0
Carried forward	£	57,247,629	16 0

*See page 186.

W. R. A. KILPATRICK,
Accountant.

*For Balance of Flotation Expenses see Loans Expenditure Suspense Account statement page 152.

J. M. BADDELEY,
Acting Treasurer.

I HEREBY CERTIFY that the above account represents the actual receipts and expenditure of the Treasurer on account of the General Loan Account during the year ended 30th June, 1945, and is in accordance with the requirements of the Audit Act, 1902, Section 58.

Given under my hand this 21st day of September, 1945.

E. H. SWIFT,
Auditor General.

SERVICES PROVIDED FOR BY LOANS.

DETAILS of Net Loan Expenditure for Public Works and other Services provided for by Loan Acts (including expenditure from Loans Expenditure Suspense Account) and other Loan charges for the years 1935-36 to 1944-45.

	1935-36.	1936-37.	1937-38.	1938-39.	1939-40.	1940-41.	1941-42.	1942-43.	1943-44.	1944-45.
	£ s. d.	£ s. d.	£ s. d.	£ s. d.	£ s. d.	£ s. d.	£ s. d.	£ s. d.	£ s. d.	£ s. d.
COLONIAL SECRETARY.										
Fish Hatcheries, Sheds, Launches and Boats			853 5 3	77 10 6	325 0 0					
Aborigines Welfare Board--Establishment of Aboriginal Station at Walgett						6,684 9 10	1,726 9 10	959 11 8	1,715 14 0	498 16 8
New Buildings, Improvements and Additions										
Total, Colonial Secretary	£		853 5 3	77 10 6	325 0 0	6,684 9 10	1,726 9 10	959 11 8	1,715 14 0	498 16 8
DEPARTMENT OF PUBLIC HEALTH.										
Subsidised Hospitals, New Buildings, etc. ...	56,620 11 5	180,000 0 0	250,000 0 0	318,556 18 9	215,183 6 0	126,676 4 0	93,520 8 8	99,931 9 4	96,898 10 9	116,282 11 8
Metropolitan Meat Industry Commissioner—Additional Cold Storage Accommodation						50,000 0 0	96,500 0 0	21,500 0 0	5,000 0 0	10,000 0 0
Total, Department of Public Health	£ 56,620 11 5	180,000 0 0	250,000 0 0	318,556 18 9	215,183 6 0	176,676 4 0	190,020 8 8	121,431 9 4	101,898 10 9	126,282 11 8
TREASURER.										
To provide for relief of Unemployment (Special)	3,390,470 3 5	1,443,547 9 1		59,891 1 5	838,674 3 5	879,248 0 0				
Do do (Christmas)	594 15 8	29 9 0	1 12 4	2 1 6						
To Provide Charcoal for Producer Gas Units						22,480 14 2				
Housing—Wartime										618,477 0 7
Newnes Shale Oil Undertaking				20,000 0 0	146,000 0 0					
Rural Bank of New South Wales—										
Government Agency Department—										
Home Building Scheme Agency	45,000 0 0	35,000 0 0								
Rural Industries Agency	25,000 0 0			30,000 0 0	20,000 0 0	100,000 0 0				
Building Relief Agency	35,000 0 0									
Advances to Settlers Agency	45,000 0 0									
Irrigation Agency	10,000 0 0									
Farmers' Relief Agency				65,000 0 0	20,000 0 0					
Closer Settlement Agency					155,765 2 6	10,402 1 0				
Soldiers' Families Housing						10,000 0 0				
Government Printer—Purchase of New Machinery and Plant	90 3 9	6,288 12 9	4,341 10 0							
Government Printer—Extension of Premises				500 0 0	12,485 6 4					
Government Printer—Supplementation of Working and Stores Advance Account						50,000 0 0				
Erskineville Housing Scheme			35,000 0 0	34,500 0 0		5,300 0 0				
Royal Agricultural Society of N.S. Wales—Erection of Commemorative Pavilions		20,000 0 0	143,500 0 0	11,500 0 0						
Treasurer—Carried forward	£ 3,551,155 2 10	1,504,865 10 10	182,843 2 4	221,393 2 11	1,192,924 12 3	1,077,430 15 2				618,477 0 7
Carried forward	£ 56,620 11 5	180,000 0 0	250,853 5 3	318,634 9 3	215,508 6 0	183,360 13 10	191,746 18 6	122,391 1 0	103,614 4 9	126,781 8 4

SERVICES PROVIDED FOR BY LOANS—continued.
DETAILS of Net Loan Expenditure for Public Works and other Services provided for by Loan Acts (including expenditure from Loans Expenditure Suspense Account) and other
Loan charges for the years 1935-36 to 1944-45—continued.

	1935-36.	1936-37.	1937-38.	1938-39.	1939-40.	1940-41.	1941-42.	1942-43.	1943-44.	1944-45.
	£ s. d.	£ s. d.	£ s. d.	£ s. d.	£ s. d.	£ s. d.	£ s. d.	£ s. d.	£ s. d.	£ s. d.
Brought forward	56,620 11 5	180,000 0 0	250,853 5 3	318,634 9 3	215,508 6 0	183,360 13 10	191,746 18 6	122,391 1 0	103,614 4 9	126,781 8 4
Treasurer Brought forward.....	3,551,155 2 10	1,504,865 10 10	182,843 2 4	221,393 2 11	1,192,924 12 3	1,077,430 15 2	618,477 0 7
MARITIME SERVICES BOARD OF N.S.W.										
Sydney Harbour—Construction of Works generally, etc.	44,500 0 0	54,000 0 0	27,000 0 0	43,093 10 0	66,606 10 0	58,500 0 0	79,200 0 0	57,500 0 0	53,000 0 0	59,100 0 0
Resumed Properties Department—Improvement of Observatory Hill Resumed Area—Erection of Shops, Dwellings, etc.	428 11 4	368 13 1	310 13 1	800 0 0	681 13 10	122 14 4	203 15 11	61 13 0
Construction of New Pilot Steamer "Captain Cook"	7,500 0 0	63,750 0 0	4,463 10 6
Total Maritime Services Board of N.S.W.£	44,928 11 4	61,868 13 1	27,310 13 1	107,643 10 0	71,751 14 4	58,622 14 4	79,403 15 11	57,561 13 0	53,000 0 0	59,100 0 0
Total Treasurer	3,596,083 14 2	1,566,734 3 11	210,153 15 5	329,036 12 11	1,264,676 6 7	1,136,053 9 6	79,403 15 11	57,561 13 0	53,000 0 0	677,577 0 7
DEPARTMENT OF RAILWAYS.										
Rolling Stock, etc.	2,535,351 0 7	1,746,759 3 9	1,916,370 3 7	1,449,402 15 3	1,212,566 11 2	1,267,628 6 11	1,566,550 0 0	1,365,804 5 2	1,602,016 6 2	1,135,750 0 0
Electrification of Lines	54,536 4 10	43,642 3 1
Duplication of Lines	231,902 0 4	463,000 0 0	577,527 0 0	588,947 13 10	431,400 0 0
Railway Construction	3,188 10 0	392,744 12 11	631,966 16 4	745,361 6 5	522,913 8 8	231,712 9 6	203,800 0 0	39,574 0 0	31,000 0 0	29,500 0 0
City and Suburban Railways, etc., Land Resumptions and Costs	3,446 9 5	120,494 18 10	26,663 0 1	60,699 13 6	23,205 13 6	18,757 3 3	9,150 0 0	7,146 0 0	5,700 0 0	3,350 0 0
Government Tourist Bureau, Additions, etc., to Government Tourist Resorts	68,000 0 0	374 14 10
Total, Railways	2,541,986 0 0	2,259,998 15 6	2,575,000 0 0	2,310,000 0 0	1,802,327 16 5	1,818,000 0 0	2,242,500 0 0	1,990,426 0 0	2,227,664 0 0	1,600,000 0 0
DEPT. ROAD TRANSPORT AND TRAMWAYS.										
Additions to Rolling Stock	154,400 0 0	9,600 0 0	1,200 0 0	410 9 11	825 0 0	522 15 11
Do Lines	1,823 0 0	9,100 0 0	13,000 0 0	6,146 15 10	3,224 6 6
Duplication of Lines	7,237 5 7	5,652 18 0
Erection of Administrative Building	1,669 14 5	40,400 0 0	104,854 11 2	12,326 3 2
Trolley Bus Services.....	7,800 0 0	100,600 0 0	4,645 8 10	244 18 9
Motor Omnibus Services	3,500 0 0	127,135 3 6	180,700 0 0	10,000 0 0	120,363 18 0
National Emergency Services.....	8,649 0 9
Total, Road Transport and Tramways £	176,430 0 0	286,835 3 6	304,400 0 0	28,883 8 11	123,833 3 3	8,649 0 9	5,652 18 0	825 0 0	522 15 11
MAIN ROADS										
Country Main Roads Fund	40,000 0 0	330,841 0 0	110,000 0 0	92,500 0 0	133,000 0 0	126,516 0 0	67,000 0 0	50,000 0 0
Do Strategic Roads	293,730 0 0
Developmental Roads Fund	50,000 0 0	100,000 0 0	63,000 0 0	109,000 0 0	56,000 0 0	1,676 0 0
County of Cumberland Main Roads Fund ..	20,000 0 0	39,500 0 0	64,000 0 0	32,500 0 0	50,000 0 0
Do Strategic Roads	224,260 0 0
Total, Main Roads	110,000 0 0	430,841 0 0	173,000 0 0	241,000 0 0	253,000 0 0	160,692 0 0	640,990 0 0	50,000 0 0
Carried forward	6,481,120 5 7	4,724,409 2 11	3,513,407 0 8	3,227,554 11 1	3,659,345 12 3	3,306,755 4 1	3,160,293 12 5	2,220,378 14 0	2,385,103 4 9	2,404,881 4 10

SERVICES PROVIDED FOR BY LOANS—*continued.*

DETAILS of Net Loan Expenditure for Public Works and other Services provided for by Loan Acts (including expenditure from Loans Expenditure Suspense Account) and other Loan charges for the years 1935-36 to 1944-45—*continued.*

	1935-36.	1936-37.	1937-38.	1938-39.	1939-40.	1940-41.	1941-42.	1942-43.	1943-44.	1944-45.
	£ s. d.	£ s. d.	£ s. d.	£ s. d.	£ s. d.	£ s. d.	£ s. d.	£ s. d.	£ s. d.	£ s. d.
Brought forward	6,481,120 5 7	4,724,409 2 11	3,513,407 0 8	3,227,554 11 1	3,659,345 12 3	3,306,755 4 1	3,160,293 12 5	2,220,378 14 0	2,385,103 4 9	2,404,881 4 10
SECRETARY FOR LANDS.										
Acquisition of land for purposes of Closer Settlement	10,000 0 0
National Park Trust—Erection of Boatshed, etc.	5,000 0 0	Cr. 500 0 0	(a) 45 7 6
Migration—Land Development, etc.
Total, Secretary for Lands	5,000 0 0	9,500 0 0	45 7 6
DEPARTMENT OF PUBLIC WORKS.										
Sydney Harbour Bridge	1,786 1 10	567 13 4	119 18 1	1,474 0 4	43 10 4	64 4 4	1,231 19 11	29 16 8
Harbours and Rivers generally	114,018 9 4	107,312 8 2	119,978 16 6	104,137 0 0	215,769 15 9	106,575 5 10	74,372 14 5	36,075 3 4	94,216 6 9	105,531 14 5
Water Supplies.										
Country Towns Water Supplies	306,459 7 11	132,012 8 1	59,860 0 8	35,670 10 5	25,536 11 2	6,202 9 11	11,355 18 6	5,226 11 1	2,473 16 4	13,366 6 2
Sewerage Construction.										
Country Towns Sewerage and Stormwater Channels	209,746 3 10	106,655 9 4	127,295 6 7	27,968 13 10	3,940 9 3	2,863 7 11	365 13 5	298 18 7	242 0 0	3 14 9
Newcastle Sewerage and Stormwater Channels	87,220 17 6	12,159 9 9	556 17 3
Cessnock Sewerage	46 15 2	97 4 6	5 16 3
£	297,013 16 6	118,912 3 7	127,858 0 1	27,968 13 10	3,940 9 3	2,863 7 11	365 13 5	298 18 7	242 0 0	3 14 9
Department of Public Works, Carried forward £	719,277 15 7	358,804 13 2	307,816 15 4	169,250 4 7	245,290 6 6	115,705 8 0	86,094 6 4	41,600 13 0	98,164 3 0	118,931 12 0
Carried forward	6,481,120 5 7	4,729,409 2 11	3,522,907 0 8	3,227,554 11 1	3,659,390 19 9	3,306,755 4 1	3,160,293 12 5	2,220,378 14 0	2,385,103 4 9	2,404,881 4 10

(a) For expenditure prior to 1939-40, see under Migration—page 144.

DETAILS of Net Loan Expenditure for Public Works and other Services provided for by Loan Acts (including expenditure from Loans Expenditure Suspense Account) and other
Loan charges for the years 1935-36 to 1944-45—continued.

	1935-36.	1936-37.	1937-38.	1938-39.	1939-40.	1940-41.	1941-42.	1942-43.	1943-44.	1944-45.
	£ s. d.	£ s. d.	£ s. d.	£ s. d.	£ s. d.	£ s. d.	£ s. d.	£ s. d.	£ s. d.	£ s. d.
Brought forward	6,481,120 5 7	4,729,409 2 11	3,522,907 0 8	3,227,554 11 1	3,659,390 19 9	3,306,755 4 1	3,160,293 12 5	2,220,378 14 0	2,385,103 4 9	2,404,881 4 10
DEPARTMENT OF PUBLIC WORKS—contd.										
Brought forward	719,277 15 7	358,804 13 2	307,816 15 4	169,250 4 7	245,290 6 6	115,705 8 0	86,094 6 4	41,600 13 0	98,164 3 0	118,931 12 0
Public Buildings.										
Mental Hospitals, New Buildings, etc.	47,841 2 7	23,829 5 11	41,810 0 3	14,354 3 6	67,901 5 7	29,414 3 0	5,486 18 0	3,004 14 1	4,997 16 8	7,386 2 6
State Hospitals and Asylums—New Buildings, etc.	48,094 7 8	15,946 0 6	16,422 1 7	7,874 8 9	3,741 11 3	64,665 18 0	7,086 10 8	3,720 5 8	2,073 15 11	2,007 17 0
National Library—Completion of New Build- ing and additions	1,143 15 1	448 1 1	493 10 1	5,240 11 1	74,726 3 6	90,514 2 11	41,369 4 9	17,528 14 3	10,445 8 1	3,469 0 1
Caves Houses and Tourist Resorts	1,985 14 10	679 8 7	2,556 18 10
Hunter District Water Supply and Sewerage Board—Offices	3,154 16 1	37 16 9
Public Buildings generally—Construction, etc. Child Welfare—Purchase and Erection of Buildings	55,973 15 3	33,486 11 2	39,260 4 7	39,534 0 2	14,330 11 8	14,868 11 2	18,201 13 4	12,160 12 7	13,731 0 5	9,587 16 4
.....	(a) 14,536 16 9	1,869 16 11	1,087 12 7	757 13 1	6,024 17 10	12,188 12 4	32,207 1 0	44,092 14 10
£	155,038 15 5	77,544 3 4	115,117 8 10	68,873 0 5	161,787 4 7	200,220 8 2	78,169 4 7	48,602 18 11	63,455 2 1	66,543 10 9
Electrical.										
Hydro Electric Schemes	37,895 7 10	73,163 14 11	78,769 18 0	162,937 16 2	200,789 19 7	139,688 12 6	99,191 4 5	43,021 5 10	65,321 2 1	101,054 19 9
Port Kembla Power Station and Transmission System—Augmentation	1,063 18 0	19,407 11 1	116,748 5 4	53,737 11 3	90,263 9 11	35,441 4 7	10,627 15 5	12,005 0 4	22,242 5 8	34,079 2 1
Sydney-Port Kembla—Electrical Connection Yanco Power Station—Augmentation	22,948 13 5	50,407 8 11	19,058 11 8	6,190 0 8	1,610 16 1
.....	16,964 13 9	2,274 14 1	241 12 9	1,398 4 1	406 10 1
£	38,959 5 10	92,571 6 0	195,518 3 4	216,675 7 5	291,053 9 6	215,043 4 3	162,501 2 10	74,326 10 7	95,151 12 6	137,151 8 0
Miscellaneous.										
River Murray Commission—Part Cost of Works, etc.	93,725 13 2	112,229 6 0	102,200 0 0	90,150 0 0	46,250 0 0	20 150 0 0	13,100 0 0	100 0 0	200 0 0
Border Railways—Preliminary Survey Ex- penses	175 0 0	67 17 8	4 6 3	66 6 7	81 11 9	4 17 10	106 19 7	22 12 5	3 2 6	11 2 10
Darling Harbour Wharves Resumptions	68 18 8	36 6 5	115 4 1	56 11 9	147 5 3
Grain Elevators—(Construction)	(b) 25,513 10 5	52,558 18 0	17,572 10 2	93,628 11 6	5,266 16 4	30 1 2
Circular Quay Improvements	9,895 11 11	75,072 9 0	59,170 9 7	2,081 1 6	949 18 11	46 8 5	202 4 10
Government Dockyard, Newcastle, and Dyke End Establishment	324 19 0
Newcastle Government Engineering and Snipbuilding Yards	4,915 19 1	9 2 8	18,181 12 2	28,300 0 0
Testing Branch Working A/c.	4,000 0 0
South-west Tableland Water Supply	7,000 0 0
Plant for use in Government Institutions	29 4 3
£	93,900 13 2	112,297 3 8	127,786 15 4	163,670 16 6	139,042 1 7	172,953 18 11	25,910 19 7	1,168 6 11	18,231 3 1	28,860 12 11
Department of Public Works, Carried forward £	1,007,176 10 0	641,217 6 2	746,239 2 10	618,469 8 11	837,173 2 2	703,922 19 4	352,675 13 4	165,698 9 5	275,002 0 8	351,487 3 8
Carried forward	6,481,120 5 7	4,729,409 2 11	3,522,907 0 8	3,227,554 11 1	3,659,390 19 9	3,306,755 4 1	3,160,293 12 5	2,220,378 14 0	2,385,103 4 9	2,404,881 4 10

(a) For expenditure under this head—prior to 1937-38, see page 143—Child Welfare Department.

(b) For expenditure under this head—prior to 1937-38, see page 143—Department of Agriculture.

SERVICES PROVIDED FOR BY LOANS—*continued.*

DETAILS of Net Loan Expenditure for Public Works and other Services provided for by Loan Acts (including expenditure from Loans Expenditure Suspense Account) and other Loan Charges for the years 1935-36 to 1944-45—*continued.*

	1935-36.	1936-37.	1937-38.	1938-39.	1939-40.	1940-41.	1941-42.	1942-43.	1943-44.	1944-45.
	£ s. d.	£ s. d.	£ s. d.	£ s. d.	£ s. d.	£ s. d.	£ s. d.	£ s. d.	£ s. d.	£ s. d.
Brought forward	6,481,120 5 7	4,729,409 2 11	3,522,907 0 8	3,227,554 11 1	3,659,390 19 9	3,306,755 4 1	3,160,293 12 5	2,220,378 14 0	2 385,103 4 9	2,404,881 4 10
DEPARTMENT OF PUBLIC WORKS— <i>continued.</i>										
Brought forward	1,007,176 10 0	641,217 6 2	746,239 2 10	618,469 8 11	837,173 2 2	703,922 19 4	352,675 13 4	165,698 9 5	275,002 0 8	351,487 3 8
Special Expenditure.										
Roads and Bridges	44,279 10 0	112,821 6 1	327,025 6 8	1,416,839 8 9	163,784 10 5
Harbours and Rivers	9,418 14 2	33,247 14 4	613,997 14 4	704,845 4 0	190,419 19 11
Country Towns Water Supplies	6,674 17 2	2,062 16 11	4,867 15 10	1,761 10 9	5,014 5 2
Do Sewerage	66,974 5 4	10,550 1 10	1,795 2 7	417 19 10	40 11 1
Stormwater Drainage Works	696,781 1 2	205,183 16 11	258,704 10 1	249,761 10 6	102,804 19 1
Buildings generally	43,554 0 9	74,969 17 8	84,987 16 2	75,810 19 4
Miscellaneous Minor Works	5,973 18 9	59,682 11 7	63,785 2 5	251,379 12 4
	873,656 7 4	498,518 5 4	1,355,163 8 1	2,700,816 5 6	462,064 5 8
Total, Department of Public Works £	1,880,832 17 4	1,139,735 11 6	2,101,402 10 11	3,319,285 14 5	1,299,237 7 10	703,922 19 4	352,675 13 4	165,698 9 5	275,002 0 8	351,487 3 8
DEPARTMENT OF LOCAL GOVERNMENT AND HOUSING.										
Roads of Access and Bridges	76,494 6 2	235,822 11 6	318,735 5 0	294,487 11 0	133,226 7 2	79,478 17 9	38,711 4 10	14,329 17 10	12,961 0 0	6,567 13 5
Drainage and Stormwater Channels	81,725 0 0	165,611 14 8	45,800 4 2	45,775 18 11	29,564 0 0	11,834 1 2	3,997 15 4	9,550 17 10	9,480 0 0
Construction of Public Baths	12,503 3 7	20,601 0 0	10,571 11 6	13,625 0 0	9,476 18 9	6,439 4 9	365 0 0	300 0 0	353 0 0
Water and Sewerage Works	31,107 18 0	259,003 6 8	431,687 19 7	233,560 3 3	123,592 13 4	77,285 17 5	70,340 9 3	34,140 3 3	49,528 15 4
Improvement, etc., of Public Reserves	47,975 0 0	112,389 0 7	97,021 5 0	57,162 17 11	36,161 5 9	12,560 8 10	6,196 13 5	7,447 3 1	5,770 2 7
Miscellaneous Works	175,230 0 0	583,880 12 10	386,614 7 9	349,142 17 6	138,127 3 10	84,547 8 2	46,309 14 10	9,777 11 5	24,115 15 1
Total, Department of Local Government and Housing.....£	76,494 6 2	584,363 13 1	1,460,220 19 9	1,266,182 19 0	832,493 4 9	416,400 19 5	231,378 5 2	141,539 10 8	74,176 15 7	95,815 6 5
HUNTER DISTRICT WATER SUPPLY AND SEWERAGE BOARD.										
Water Supply Amplification, etc.	16,809 11 5	31,405 18 9	25,816 12 2
Amplification of Supply—Development of Stockton-Raymond Terrace Sandbeds, Water Reserves, etc.	19,735 6 8	39,653 10 4
Sewerage Extension and Reticulation, etc. ...	4,715 0 1	9,836 14 8	25,929 19 4
Stormwater Drainage	1,663 15 4	89 7 1	5,254 14 5
Total, Hunter District Water Supply and Sewerage Board	23,188 6 10	61,067 7 2	96,654 16 3
Carried forward	8,461,635 15 11	6,514,575 14 8	7,181,185 7 7	7,813,023 4 6	5,791,121 12 4	4,427,079 2 10	3,744,347 10 11	2,527,616 14 1	2,734,282 1 0	2,852,183 14 11

SERVICES PROVIDED FOR BY LOANS—continued.

DETAILS of Net Loan Expenditure for Public Works and other Services provided for by Loan Acts (including expenditure from Loans Expenditure Suspense Account) and other Loan Charges for the years 1935-36 to 1944-45—continued.

	1935-36.	1936-37.	1937-38.	1938-39.	1939-40.	1940-41.	1941-42.	1942-43.	1943-44.	1944-45.
	£ s. d.	£ s. d.	£ s. d.	£ s. d.	£ s. d.	£ s. d.	£ s. d.	£ s. d.	£ s. d.	£ s. d.
Brought forward	8,461,635 15 11	6,514,575 14 8	7,181,185 7 7	7,813,023 4 6	5,791,121 12 4	4,427,079 2 10	3,744,347 10 11	2,527,616 14 1	2,734,282 1 0	2,852,183 14 11
DEPARTMENT OF PUBLIC INSTRUCTION.										
School Buildings, etc.	156,990 2 0	220,984 12 3	370,671 4 7	401,874 3 8	409,547 0 1	172,212 17 11	301,552 4 7	129,778 14 3	173,463 3 3	91,972 12 6
Observatory—Site Resumption, etc.	1,050 0 0
Sydney University—New Buildings, etc.	25,403 8 7	610 15 9
CHILD WELFARE DEPARTMENT.										
Purchase and Erection of Buildings, etc.	3,327 4 11	102 10 0	(a)
Riverina Welfare Farm, Yanco	2,800 0 0
King Edward Home—Newcastle	2,200 0 0
Total, Department of Public Instruction £	163,117 6 11	224,337 2 3	370,671 4 7	401,874 3 8	409,547 0 1	197,616 6 6	302,163 0 4	129,778 14 3	173,463 3 3	91,972 12 6
DEPARTMENT OF ATTORNEY-GENERAL AND OF JUSTICE.										
Emu Plains Prison Farm—Extension	5,863 0 11
Total, Department of Attorney-General and of Justice £	5,863 0 11
DEPARTMENT OF MINES.										
State Coal Mine, Lithgow	6,634 1 0	6,765 11 0
Total Department of Mines £	6,634 1 0	6,765 11 0
DEPARTMENT OF AGRICULTURE.										
Promotion of Agriculture, Agricultural College, etc.	4,533 12 3	7,276 15 11	3,537 4 7	5,908 19 11	3,041 3 2	2,408 14 4	782 4 7	25 7 7	735 16 10	4,142 0 4
Glenfield Veterinary Research Station	1,957 13 7	215 8 8	1,133 13 4	504 0 3	892 9 9	155 10 1	1 12 5	2,750 0 0	1,932 12 5
Rice Research Station—Murrumbidgee Irrigation Areas	973 10 2
Grain Elevators (Country)	204,594 3 7	28,794 19 5	(b) 343 14 4
Grain Terminal Elevators	3,495 19 10
Do do Newcastle	89,115 12 3	15,863 5 10	854 15 0
Public Watering Places in Western Division of the State	9,999 1 10	5,219 3 8	2,200 0 0	1,000 0 0	77 0 11	732 0 0	730 1 3	2,750 0 0
Erection of Dressing Shed and Pavilion at Queen's Park	773 8 2
Total, Department of Agriculture £	313,696 3 4	52,150 9 10	12,062 1 1	9,386 8 4	4,933 12 11	2,641 5 4	1,515 17 0	755 8 10	6,235 16 10	6,074 12 9
Carried forward	8,028,440 6 2	6,706,926 7 8	7,563,918 13 3	8,224,283 16 6	6,205,602 5 4	4,627,336 14 8	4,048,026 8 3	2,658,150 17 2	2,920,615 2 1	2,956,996 11 2

(a) For Expenditure under this head after 1936-37, see page 141—Department of Public Works—Public Buildings.

(b) See also expenditure under this head on page 141 under Department of Public Works—Miscellaneous.

SERVICES PROVIDED FOR BY LOANS—continued.

DETAILS of Net Loan Expenditure for Public Works and other Services provided for by Loan Acts (including expenditure from Loans Expenditure Suspense Account) and other Loan charges for the years 1935-36 to 1944-45—continued.

	1935-36.	1936-37.	1937-38.	1938-39.	1939-40.	1940-41.	1941-42.	1942-43.	1943-44.	1944-45.
	£ s. d.	£ s. d.	£ s. d.	£ s. d.	£ s. d.	£ s. d.	£ s. d.	£ s. d.	£ s. d.	£ s. d.
Brought forward	8,938,449 6 2	6,796,926 7 8	7,563,918 13 3	8,224,283 16 6	6,205,602 5 4	4,627,336 14 8	4,048,026 8 3	2,658,150 17 2	2,920,615 2 1	2,956,996 11 2
WATER CONSERVATION AND IRRIGATION COMMISSION.										
Construction of Burrinjuck Dam, etc.	70,742 7 10	70,830 16 4	86,444 11 10	71,310 12 7	70,501 9 10	98,278 8 11	52,423 2 6	32,895 0 8	38,903 14 0	58,989 6 1
Alterations, etc., to Burrinjuck Dam			51,871 14 2	105,090 17 6	187,774 14 0	259,230 0 8	173,241 5 2	38,926 3 0	15,639 16 9	28,436 0 3
Settlement of Discharged Soldiers on Irrigation Farms	1,466 9 5									
Shallow Boring—Water Supplies for Settlers	30,335 17 9	32,665 18 5	34,237 13 11	41,003 18 5	34,574 8 7	32,798 8 4	28,328 13 11	12,400 12 8	11,848 2 0	23,531 11 2
Wentworth Irrigation Area—Extension	1,960 15 11	669 9 10	660 9 6	939 6 4	165 6 7	65 12 11	29 18 9	97 11 1	5 13 9	2 15 8
Coomealla Irrigation Area—Extension	10,878 9 0	6,822 11 10	24,277 1 4	31,081 4 11	10,619 5 3	351 5 8	1,388 4 9	2,268 8 1	437 2 10	193 5 11
Hay Irrigation Area—Additional Pumping Plant	136 11 5	4,806 15 7	17 18 3				259 16 8	41 16 3		
Works under the Water Act	421,388 9 2	261,083 2 8	344,996 9 4	312,782 3 7	390,805 2 4	298,709 17 2	176,384 1 7	32,221 0 4	33,723 15 10	40,443 12 0
Water Conservation Works generally	2,656 18 5	528 15 7	3 13 0			2 7 0				
Keepit Storage Reservoir—Construction ..			523 4 9	17 0	44,921 14 5	140,447 6 11	130,000 0 0	11,684 16 10	7,435 18 7	20,444 14 0
Hunter River Irrigation—Cost of Investigations						5,351 19 0	4,907 5 0	548 3 5	309 0 9	4,901 6 9
North-West Water Conservation Scheme—Cost of Investigations						2,416 11 1	3,430 14 5	77 2 10	253 7 8	203 6 6
Macquarie River Irrigation—Cost of Investigations										4,002 16 1
Tumut River Irrigation—Cost of Investigations										601 15 5
Total, Water Conservation and Irrigation Commission	539,565 18 11	377,407 10 3	543,032 16 1	562,209 0 4	739,362 1 0	837,651 17 8	570,393 2 9	131,160 15 2	108,556 12 2	181,750 9 10
MIGRATION.										
For purposes of Land Development, etc., in connection with Migration	360 1 11	46 8 0	104 5 6	155 14 11	(a)					
Wyangala Storage Reservoir—Construction ..	12,733 1 2	8,142 16 11	3,685 1 7	1,955 10 4	406 18 8	18 7 8				
Total, Migration	13,093 3 1	8,189 4 11	3,789 7 1	2,111 5 3	406 18 8	18 7 8				
TOTAL	9,491,108 8 2	7,182,523 2 10	8,110,740 16 5	8,788,604 2 1	6,945,371 5 0	5,465,007 0 0	4,618,419 11 0	2,789,311 12 4	3,029,171 14 3	3,138,747 1 0
Deduct Repayments on account of Previous Year's Expenditure	2,768,671 1 1	846,445 7 7	(b) 3,009,875 1 7	(c) 3,380,748 5 6	1,059,105 11 9	1,019,257 14 8	1,460,388 5 7	887,789 3 7	1,617,632 9 8	1,415,933 13 0
Net Total—Public Works and Services £	6,722,437 7 1	6,336,077 15 3	5,100,865 14 10	5,407,855 16 7	5,886,265 13 3	4,445,749 5 4	3,158,031 5 5	1,901,522 8 9	1,411,539 4 7	1,722,813 8 0
Stamp Duty on Transfers of Stock in London ..	47,348 15 10	31,839 6 4	31,543 18 1	27,189 17 1	20,571 15 2	16,572 13 11	24,989 7 0	11,562 13 6	33,527 7 2	22,949 3 3
Expenses of Flotation and Discount in respect of Loans raised for conversion or redemption purposes not provided for by respective Loan issues or by other funds	439,863 13 5	156,198 18 5	237,724 15 0	64,186 7 3	44,133 0 0		63,202 16 5	36,595 7 6	1,341 10 11	13,787 16 3
Loans paid off from Cash Balance				200 0 0	6,100 0 0	100 0 0	5 0 0	305 0 0		
Grand Total	7,209,649 16 4	6,524,116 0 0	5,370,134 7 11	5,499,432 0 11	5,957,070 8 5	4,462,421 19 3	3,246,228 8 10	1,949,985 9 9	1,446,408 2 8	1,759,550 7 6

(a) For expenditure after 1938-39 see under—Secretary for Lands—page 140.

(b) Excludes £150,200 credited in adjustment of expenditure on Transport—Administrative Building and Trolley Bus Services for 1935-36, £9,200 and 1936-37, £141,000.

(c) Excludes £924 5s. 7d. credited in adjustment of expenditure on Transport—Administrative Building.

*The Treasury, New South Wales,
Sydney, 10th August, 1945.*

M. K. WEIR,
Under Secretary and Comptroller of Accounts.

W. R. A. KILPATRICK,
Accountant.

J. M. BADDELEY,
Acting Treasurer.

SERVICES PROVIDED FOR BY LOANS.

DETAILS of Net Expenditure for Public Works and other Services provided for by Loan Acts from Year 1853 to 30th June, 1945.

HEAD OF SERVICE.	AMOUNT.	TOTAL.
STATE UNDERTAKINGS—		
BUSINESS—		
Commissioner for Railways— Railways £ s. d. 146,365,887 12 0 Add Amount written off 1,857,116 3 5	148,223,003 15 5	
Railways—Duplication of portions of Main Trunk Lines, &c.—Loan (Railways) Acts, No. 4, 1910, No. 20, 1913, and No. 14, 1915	7,789,373 13 2	
From Harbours and Rivers, &c., Votes	722,325 19 5	
Tramways (a) £ s. d. 3,090,891 14 11 Add Amount written off 23,402 8 4	3,114,294 3 3	
Commissioner for Road Transport and Tramways— Metropolitan Tramways... .. £ s. d. 6,569,640 18 6 Add Amount written off 196,427 10 10	6,766,068 9 4	
Add Transferred from— Metropolitan Omnibuses 4,843 18 6	6,770,912 7 10	
Metropolitan Omnibuses... .. 320,044 11 7 Add—Transferred from Newcastle & District Motor Omnibus Services 9,715 0 0 Less—Transferred to Metropolitan Tramways 4,843 18 6	324,915 13 1	
Newcastle and District Tramways 897,172 5 8 Add Amount written off 16,699 12 0	913,871 17 8	
Newcastle and District Motor Omnibus Services 68,591 2 7 Less—Transferred to Metropolitan Omnibuses... .. 9,715 0 0	58,876 2 7	
Metropolitan Water Supply, Sewerage and Drainage (b)— Water Supply £ s. d. 15,425,864 7 1 Less Transferred to Teachers' Training Colleges 259 7 11	15,425,604 19 2	
Sewerage and Drainage	13,193,125 12 8	
Hunter District Water Supply and Sewerage— Water Supply £ s. d. 2,366,507 2 10 Add Amount written off 1,854,353 17 7	4,220,861 0 5	
Sewerage 961,619 3 6 Add Amount written off 2,225,879 5 6	3,187,498 9 0	
Maritime Services Board of New South Wales— Sydney Harbour Section— From Trust's Votes 8,223,491 1 2 Public Works Votes 897,311 2 7 Darling Harbour Wharves Resumptions 3,070,275 9 4	7,408,359 9 5	
Carried forward £	(c) 12,191,077 13 1
		216,135,741 6 9
		216,135,741 6 9

(a) Expenditure on Electric Power Stations, etc. transferred to Railway Capital.

(b) These figures include expenditure not taken into Capital Debt of Metropolitan Water, Sewerage and Drainage Board.

(c) Includes £386,960 the equivalent of Sinking Fund Contribution from 1/7/1908 to 30/6/1913 plus interest compounded to 30/6/1928 written off, and excludes £358,314 7s. 11d. Valuation Capital.

SERVICES PROVIDED FOR BY LOANS.

DETAILS of Net Expenditure for Public Works and Other Services provided for by Loan Acts from
Year 1853 to 30th June, 1945—*continued*.

HEAD OF SERVICE.				AMOUNT.				TOTAL.				
				£	s.	d.	£	s.	d.	£	s.	d.
Brought forward ...				£						216,135,741	6	9
STATE UNDERTAKINGS— <i>continued</i> .												
INDUSTRIAL—												
Government Dockyard, Newcastle ...							1,061,031	17	4			
Rozelle Joinery Works ...							22,374	3	1			
State Brickworks—Botany ...							20,021	8	7			
State Lime Quarry—Establishment ...							11,983	17	3			
Uhr's Point Timber Yard and Depot ...							74,879	7	7			
State Cement Works ...							357	19	8			
State Trawlers ...							145,190	15	8			
State Power Station ...							4,349	9	6			
State Saw Mills ...							27,858	13	7			
				£	s.	d.						
Murrumbidgee Irrigation Area ...				10,254,419	9	2						
Less—Transferred to Yanco Power Station ...				89,269	6	5						
							10,165,150	2	9			
										11,533,197	15	0
OTHER—												
Government Tourist Bureau and Tourist Resorts—												
Jenolan Caves—Accommodation House...						85,968	15	5				
Wombeyan Caves—Accommodation House						1,233	8	4				
Yarrangobilly Caves—Accommodation House ...						6,714	17	5				
Hotel Kosciusko ...						11,734	18	10				
The Creel, Thredbo ...						25	0	0				
Tourist Resorts Generally (Railway Dept.)						68,374	14	10				
							174,051	14	10			
Water Conservation and Irrigation—												
Water and Drainage Trusts, &c....						*4,573,163	18	0				
Storage Reservoir at Keepit ...						304,485	14	10				
Storage Reservoir at Wyangala ...						1,211,361	18	1				
Wentworth Irrigation Area ...						31,513	7	8				
Hunter River Irrigation ...						15,750	17	2				
Macquarie River Irrigation ...						4,002	16	1				
Tumut River Irrigation ...						601	15	5				
North-West District Water Conservation						6,296	15	10				
River Murray Lands Settlement ...						211,295	3	5				
Coomoalla Irrigation Area ...												
River Murray Commission ...						3,016,494	9	3				
							9,374,966	15	9			
Country Towns Water Supply ...						*3,241,736	11	10				
Country Towns Sewerage and Drainage ...						*1,716,113	14	4				
							4,957,850	6	2			
Glebe Island Abattoirs ...							41,624	5	1			
New Public Abattoirs—Homebush ...							1,623,033	2	11			
Meat Distributing Depot, Pyrmont ...							99,783	10	3			
Housing—												
Housing Fund ...						679,302	17	7				
Housing Commission, Act No. 65, 1941 ...						618,477	0	7				
Erskineville Housing Scheme ...						74,790	13	5				
Stannumville Settlement ...						13,000	0	0				
Observatory Hill Resumed Area ...						944,653	11	10				
							2,330,224	3	5			
Rural Bank of New South Wales—												
Home Building Scheme Agency ...						98,002	15	11				
Rural Industries Agency ...						75,000	0	0				
Closer Settlement Agency...						166,167	3	6				
							339,169	19	5			
Hydro-Electric Schemes ...							1,780,932	14	10			
Port Kembla Power Station and Transmission System, &c....							724,625	17	0			
Sydney—Port Kembla Electrical Interconnection ...							98,992	11	6			
Carried forward ...				£			21,545,255	1	2	227,668,939	1	9

* Includes credit to General Loan Account representing balance of Capital Repayment not required for Sinking Fund purposes as follows:—

	£	s.	d.
Water and Drainage Trusts ...	226,105	17	4
Country Towns Water Supply ...	2,210,907	3	9
Country Towns Sewerage ...	886,758	8	11

SERVICES PROVIDED FOR BY LOANS.

DETAILS of Net Expenditure for Public Works and other Services provided for by Loan Acts from Year 1853 to 30th June, 1945—*continued.*

HEAD OF SERVICE.	AMOUNT.			TOTAL.		
	£	s.	d.	£	s.	d.
Brought forward ...	£		21,545,255	1	2
STATE UNDERTAKINGS— <i>continued.</i>						
OTHER— <i>continued.</i>						
New South Wales Government Engineering and Shipbuilding Undertaking		81,281	14	11
State Coal Mine, Lithgow		592,711	8	0
Yanco Power Station ...		1,223	4 6			
£ s. d.						
Add—Transferred from Murrumbidgee Irrigation Area	89,269	6	5			
Less—Repayment ...	15,511	5	11			
		73,758	0 6			
				74,981	5	0
						22,294,229 9 1
MISCELLANEOUS—						
PUBLIC BUILDINGS AND SITES, &c.—						
Justice—						
Court-houses, Police-stations, Lockups, etc.	901,918	0	2			
Gaols ...	210,396	8	4			
Mounted Patrol Barracks ...	15,729	12	5			
New Police Barracks, Redfern ...	33,023	19	2			
New Water Police Court, Sydney ...	9,932	16	2			
Central Police Court—Site and Buildings ...	138,944	17	7			
Supreme Court ...	4,120	2	3			
Law Offices, Chancery Square ...	1,900	0	0			
Queen's Square Courts ...	2,583	16	10			
Steam Launch, Water Police ...	2,730	0	0			
Penitentiary, Long Bay ...	51,091	11	9			
Juvenile Reformatories ...	20,045	3	8			
Site and Buildings, Boys' Reformatory ...	9,313	10	11			
Trial Bay Prison... ..	33,610	6	0			
Emu Plains Prison Farm ...	9,388	3	1			
				1,444,728	8	4
Agriculture—						
Tottenham and Trangie Wheat-growing ...	100,211	8	2			
Advances to Settlers for Fallowing Land ...	5,607	10	2			
Do Necessitous Farmers ...	1,728,416	11	11			
Veterinary Station, Glenfield ...	31,833	5	5			
Grain Elevators Construction—						
Cost of Plans and Specifications for complete Scheme for Bulk-handling of Wheat ...	17,750	0	0			
Conversion of Railway Waggon for Carriage of Bulk Wheat ...	20,000	0	0			
Sydney Terminal Elevator Construction ...	1,716,543	9	1			
Newcastle Terminal Elevator ...	214,427	13	6			
Country Grain Elevator Construction ...	3,331,249	1	4			
Sundry Expenditure Act, 63 Vic. No. 42 ...	1,874	2	0			
				7,167,913	1	7
Land—Ordinary—						
Migration—Land Development and Land Settlement ...	12,454	13	11			
Loan to Pastures Protection Boards for Purchase of Wire-netting, &c. ...	294,999	7	9			
Thinning-out and Improving Forest Reserves and Crown Lands ...	234,988	11	6			
Advances to Settlers for Wheat-growing ...	416	9	8			
Advances to Settlers in Financial difficulties owing to Drought, &c. ...	17,659	5	11			
Prickly Pear Eradication on Crown Lands ...	23,234	9	9			
Animal Industry Depots ...	6,244	10	4			
Border Railways (Surveys) ...	8,102	11	8			
Returned Soldiers' Settlements—Lands, &c. ..	3,203,587	19	0			
				3,801,687	19	6
Carried forward ...	£		12,414,329	9	5
						249,963,168 10 10

HEAD OF SERVICE.				AMOUNT.				TOTAL.	
				£	s.	d.	£	s.	d.
Brought forward ...				£		12,414,329	9	5
									249,963,168 10 10
MISCELLANEOUS—continued.									
PUBLIC BUILDINGS AND SITES, &c.—continued.									
Closer Settlement—									
Purchase Myall Creek Estate ...				139,000	0	0			
Acquisition of Land—Advances ...				8,110,566	0	0			
Purchase—Canally Estate ...				59,481	3	10			
							8,309,047	3	10
Educational and Scientific—									
Sydney University ...				330,987	7	2			
New England University College ...				25,140	6	0			
Public Schools ...				6,168,777	18	2			
Sydney Grammar School—Purchase of Site...				25,000	0	0			
Technical Colleges and Technological Museums				1,247,000	15	3			
Agricultural Colleges, Farms, and Viticultural Stations ...				335,254	13	7			
School of Mines—Metallurgical and Assay Works ...				10,301	3	5			
Free Public Library ...				28,505	1	2			
National Library, including Mitchell Library				330,757	4	4			
Observatory ...				11,050	0	0			
Australian Museum ...				59,927	17	10			
National Art Gallery ...				69,048	7	7			
				£	s.	d.			
Teachers' Training Colleges				115,665	1	10			
Add—Transferred from Metropolitan Water Supply, Sewerage and Drainage...				259	7	11			
				115,924	9	9			
Conservatorium of Music ...				898	16	2			
Scheyville Training Farm ...				8,210	4	11			
							8,766,784	5	4
Charitable Institutions—									
Mental Hospitals ...				1,679,923	10	5			
State Hospitals and Homes—Institutions for Care of the Sick, Indigent, Aged and Infirm ...				409,249	17	7			
Woolloomooloo Day Nursery ...				1,215	1	0			
Child Welfare Department—									
Depots, Farms, Homes and Hostels ...				272,457	7	10			
Subsidised Hospitals—New Buildings, Improvements, Additions, New Equipment and Furnishings—									
				£	s.	d.			
Departmental Votes				1,185,731	16	1			
Hospitals Commission				1,589,675	15	6			
				2,775,407	11	7			
							5,138,253	8	5
Fire Stations ...							70,645	6	10
Recreation—									
Domain ...				1,900	15	11			
Botanical Gardens ...				17,446	19	6			
Public Baths ...				72,901	4	0			
National Park—Buildings and Improvements				17,693	2	3			
Public Reserves, Parks and Places of Public Recreation or Resort ...				825,681	18	0			
Kuring-gai Chase—Improvements ...				14,257	7	11			
Sydney Sports Ground—Improvements ...				1,489	0	6			
Moore Park Sports Ground—Improvements...				6,825	0	7			
Taronga Park—Improvements ...				9,414	7	0			
							967,609	15	8
Carried forward ...				£		35,666,669	9	6
									249,963,168 10 10

HEAD OF SERVICE.		AMOUNT.		TOTAL.	
		£	s. d.	£	s. d.
Brought forward	...	£	35,666,669	9 6
				249,963,168	10 10
MISCELLANEOUS—continued.					
PUBLIC BUILDINGS AND SITES, &c.—continued.					
Administrative Establishments—					
Colonial Secretary's and Public Works Offices		160,438	11 8		
Public Works Department—Buildings other than Head Office	...	4,507	15 5		
Treasury Buildings	...	63,456	6 2		
Board of Health Offices	...	17,516	4 9		
Registrar-General's Offices	...	32,135	9 8		
Justice Department and Crown Law Offices	...	17,032	19 7		
Police and Prisons Department	...	53,020	17 2		
Lands Department—Head Office	...	176,918	0 0		
Do —Buildings other than Head Office	...	30,845	10 5		
Public Instruction Department	...	66,571	2 5		
Department of Agriculture—New Offices	...	180,609	9 0		
Government Stores	...	58,202	0 7		
Aborigines Welfare Board	...	65	13 7		
Labour and Industry Department	...	58	10 7		
Taxation Department	...	96	16 6		
Valuer General's Department	...	20	10 0		
Director of Food Relief (Old Taxation Building, George-street North)	...	218	4 0		
Government Relief Premises, Parramatta (Old Macquarie Street Asylum)	...	78	5 2		
Weights and Measures Office	...	11,232	15 10		
Forestry Commission—Country Offices	...	54	3 2		
Public Service Board (Dalley-street Store)	...	58	7 1		
Resumed Properties Department	...	101	12 6		
Government Motor Garage (Bay Street)	...	390	0 0		
				873,629	5 3
SUNDRY WORKS AND SERVICES—					
National Fitness Camp	...	26,245	15 5		
Observatory Hill—Buildings for Immigration Requirements	...	9,902	17 11		
Parliament House	...	36,198	10 3		
Mortuary, Sydney and Necropolis	...	12,580	18 10		
Royal Mint	...	13,265	10 10		
Government House	...	19,341	18 3		
"Hill View," Governor's Country Residence	...	4,457	8 1		
Central Electric Light Station—Plant, &c.	...	11,556	7 0		
Fisheries	...	7,361	9 2		
Governor Phillip's Statue—Foundations	...	997	18 2		
Buildings, Martin-place	...	10	19 4		
Mercantile Explosives—Purchase of Launch	...	614	7 4		
Middle Harbour Magazine Station—Building and Equipping New Lighter	...	3,000	0 0		
Compensation, Sale, or Lease, Mining Act	...	5,150	9 3		
Land, Neild Avenue, Paddington, Act No. 23, 1909	...	500	0 0		
Waterside Workers' Institute	...	8,747	6 11		
Royal Naval House	...	4,760	1 4		
Government Printing Office, Building and Machinery	...	86,765	6 7		
Pilot Steamer "Ajax"	...	40,499	19 8		
New Pilot Steamer "Captain Cook"	...	75,713	10 6		
Levelling, etc. of Crown Lands	...	55,575	3 6		
Land, Phillip and Bridge Streets	...	20,853	0 0		
Board of Health—Disinfecting Station and Machinery	...	1,484	3 9		
Baby Health Centres	...	203	11 6		
Carried forward	...	£	445,789 13 7	36,540,298	14 9
				249,963,168	10 10

SERVICES PROVIDED FOR BY LOANS.

DETAILS of Net Expenditure for Public Works and other Services provided for by Loan Acts from Year 1853 to 30th June, 1945—*continued*.

HEAD OF SERVICE.		AMOUNT.				TOTAL.	
		£	s.	d.	£	s.	d.
Brought forward	£	445,789	13	7	36,540,298	14	9
MISCELLANEOUS— <i>continued</i> .							
PUBLIC BUILDINGS AND SITES, &c.— <i>continued</i> .							
SUNDRY WORKS AND SERVICES— <i>continued</i> .							
Motor Garage and Timber Yard, Cumberland Street		90	12	6			
New Store Depot at Leichhardt		24,166	9	10			
Do do (Stock)... ..		145,000	0	0			
Land at Rhodes		90	4	7			
Building, 211 Kent Street, Sydney		13,818	17	0			
Cottage, Long Bay, Resumed Properties Department		300	0	0			
Public Works Working Account		10,000	0	0			
Department of Public Works—							
Testing Branch Working Account		4,000	0	0			
Waratah Quarry Working Account		1,374	18	3			
Furniture Workshops, Drummoyne—Buildings, etc.		12,746	4	10			
Sundry Works charged to Railways and Tramways Votes		233,537	5	11			
Royal Agricultural Society of New South Wales—Erection of Commemorative Pavilions		175,000	0	0			
Ivanhoe Soldiers' Memorial Hall—Building		300	0	0			
Newnes Shale Oil Undertaking—Loan to assist in the development of the Undertaking		166,000	0	0			
Royal Society of New South Wales		4,936	0	0			
Aerodromes and Landing Grounds		49,633	6	3			
Sundry Works, Lithgow		88	3	5			
Establishment of Aboriginal Stations... ..		11,585	2	0			
					1,298,456	18	2
							37,838,755 12 11
HARBOURS AND RIVERS NAVIGATION—							
Improvements to Harbours and Rivers		7,906,754	3	11			
Wharves, Docks and Appliances, &c.		3,038,067	10	6			
					10,944,821	14	5
Less Transferred to Sydney Harbour Trust			923,430	11	2
							10,021,391 3 3
CIRCULAR QUAY IMPROVEMENTS							150,990 7 11
ROADS, BRIDGES AND PUNTS—							
Roads and Bridges generally			12,705,075	2	1
Punts			36,040	1	4
Sydney Harbour Bridge—							
Expenditure under Appropriations prior to the passing of the Sydney Harbour Bridge Act No. 23, 1922		†19,098	4	4			
Expenditure under Appropriations subsequent to the passing of the Sydney Harbour Bridge Act, No. 23, 1922.		8,052,798	11	5			
					8,071,896	15	9
							20,813,011 19 2
Carried forward...	£		
							318,787,317 14 1

† Portion of this amount has been expended since the passing of Act No. 23, 1922.

SERVICES PROVIDED FOR BY LOANS.

DETAILS of Net Expenditure for Public Works and other Services provided for by Loan Acts from Year 1853 to 30th June, 1945—continued.

HEAD OF SERVICE.				AMOUNT.				TOTAL.				
				£	s.	d.	£	s.	d.	£	s.	d.
Brought forward				£						318,787,317	14	1
MISCELLANEOUS— <i>continued.</i>												
LOCAL GOVERNMENT WORKS AND SERVICES—												
Miscellaneous Works to be carried out by												
Shires and Municipalities										1,748,378	7	1
PUBLIC WATERING PLACES										54,261	15	1
RELIEF OF UNEMPLOYMENT—												
Advances to Shires and Municipalities under												
Contract for Repayment and to provide												
for relief of unemployment generally ...										16,634,451	12	4
DARLING HARBOUR WHARVES RESUMPTIONS—												
(Balance transferred to Sydney Harbour Trust,												
&c.)—Miscellaneous										14,805	18	6
IMMIGRATION										*569,930	0	0
NORTON GRIFFITHS & Co., AGREEMENT—												
General Expenses, Commission, &c. ...										89,282	12	1
TOTAL, STATE SERVICES										337,898,427	19	2
COMMONWEALTH SERVICES—												
Construction of Telegraph and Telephone Lines							1,297,582	7	1			
Post and Telegraph Offices							464,512	7	3			
Fortifications and Defence Works							1,456,524	6	6			
Lighthouses... ..							144,288	5	1			
Customs Buildings							54,481	5	2			
Quarantine Buildings							18,098	13	11			
Government Dockyard—Cockatoo Island ...							502,987	19	1			
Naval Victualling Stores, Darling Harbour ...							26,450	0	0			
										3,964,925	4	1
PUBLIC WORKS, QUEENSLAND (<i>prior to</i>												
<i>separation from New South Wales on</i>												
<i>10th December, 1859)</i> —												
Public Works and Buildings							29,455	15	4			
Harbours and Rivers							5,585	13	2			
Roads and Bridges... ..							14,814	0	0			
										49,855	8	6
TOTAL, ALL WORKS AND SERVICES...									£	341,913,208	11	9
REPAYMENT OF LOANS—												
Old Loans and General Loan Account (<i>see</i>												
<i>page 158</i>)							486,288,923	16	0			
Railways Loan Account (<i>see page 158</i>) ...							1,991,864	0	0			
										†488,280,787	16	0
Grand Total									£	830,193,996	7	9

* Inclusive of £375,500 6s. 2d. for a Debenture Debt due by the Territorial Revenue for Immigration Service at 23rd November, 1855, the date of the proclamation of the new Constitution.

date of the proclamation of the new Constitution.			£	s.	d.	£	s.	d.
† Amount of Debentures, Inscribed Stock and Treasury Bills, paid off, per Loan Liability Statement (see page 171)								
Less Paid from Consolidated Revenue Fund			15,179,892	4	2	853,311,605	17	5
Paid off from Closer Settlement Fund			814,250	0	0			
Paid off from Commonwealth Treasury Bills (Sydney) Account			158,942,000	0	0			
Paid off by State Debt Commissioners			4,681,585	1	4			
Paid off from Water and Drainage Loan Redemption Fund (Act No. 44, 1912)			148,041	14	6			
Paid off from National Debt Sinking Fund			33,888,024	13	11			
Municipal Debentures paid off, charged to Works Votes and Sinking Fund (Trust Fund)			287,700	0	0			
Treasury Bills paid from General Loan Funds			145,500,769	15	5			
Included under head of Immigration			375,500	0	0			
Advances to Settlers' Stock, cancelled in terms of Section 13 of Government Savings Bank Act, 1906			305,000	0	0			
Advances to Settlers' Stock—Conversion under Debt Conversion Agreement Acts, Nos. 27 and 60, 1931			120,050	0	0			
Debt taken over by the Commonwealth Government in respect of transferred properties in accordance with the provisions of Financial Agreement Ratification Act, 1928			4,788,004	12	1			
						365,030,818	1	5
						488,280,787	16	0

M. K. WEIR,
Under Secretary and Comptroller of Accounts.
The Treasury, New South Wales,
Sydney, 10th August, 1945.

W. R. A. KILPATRICK,
Accountant.

LOANS EXPENDITURE SUSPENSE ACCOUNT.

STATEMENT of RECEIPTS and PAYMENTS during the Year ended 30th June, 1945.

SERVICE.	Dr. Balance on 30th June, 1944.	Payments during the Year ended 30th June, 1945.	Total.	Receipts during the Year ended 30th June, 1945.	Dr. Balance on 30th June, 1945.
	£ s. d.	£ s. d.	£ s. d.	£ s. d.	£ s. d.
Treasurer—					
Expenses of Flotation of Loans raised for conversion or redemption purposes, Stamp Duty on on transfers of Stock in London, etc.					
Balance of Flotation Expenses—Commonwealth Government Inscribed Stock and Bonds—3½ per cent due 15th October, 1950–60 (£5,419,920)	1,740 7 2	1,740 7 2	†1,740 7 2
Department of Public Works—					
Public Buildings—					
National Library Additions	1,925 7 0	1,925 7 0	1,925 7 0
Child Welfare—Purchase and Erection of Buildings and Additions to Buildings for Acquirement of Sites	11,514 11 9	11,514 11 9	11,514 11 9
Agriculture—					
Glenfield Veterinary Research Station—Buildings and Improvements	82 19 5	82 19 5	82 19 5
Water Conservation and Irrigation Commission—					
Macquarie River Irrigation—Cost of Investigations	62 4 11	62 4 11	62 4 11
Tumut River Irrigation—Cost of Investigations...	123 8 7	123 8 7	123 8 7
Total	£	15,448 18 10	15,448 18 10	13,708 11 8	*1,740 7 2

† See also General Loan Account Statement, page 137.

* See page 186.

The Treasury, New South Wales,
Sydney, 10th August, 1945.

M. K. WEIR,
Under Secretary and Comptroller of Accounts.

W. R. A. KILPATRICK,
Accountant.

J. M. BADDELEY,
Acting Treasurer.

No. 7.

GOVERNMENT RAILWAYS FUND, STATE TRANSPORT CO-ORDINATION FUND, METROPOLITAN TRANSPORT TRUST GENERAL FUND, ROAD TRANSPORT AND TRAFFIC FUND, NEWCASTLE AND DISTRICT TRANSPORT TRUST GENERAL FUND, AND SYDNEY HARBOUR TRUST FUND.

STATEMENT of RECEIPTS and PAYMENTS in the Year ended 30th June, 1945.

ACCOUNTS.	Balances on 30th June, 1944. Cr.	Receipts during the Year ended 30th June, 1945.	Total.	Payments during the Year ended 30th June, 1945.	Balances on 30th June, 1945. Cr.
	£ s. d.	£ s. d.	£ s. d.	£ s. d.	£ s. d.
Government Railways Fund	10,319,563 11 5	38,511,271 11 4	48,830,835 2 9	40,205,673 10 2	*8,625,161 12 7
State Transport Co-ordination Fund	30,056 17 11	49,230 6 11	79,287 4 10	45,460 14 3	*33,826 10 7
Metropolitan Transport Trust General Fund	1,099,646 14 7	5,985,611 15 6	7,085,258 10 1	6,225,651 19 8	*859,606 10 5
Road Transport and Traffic Fund	3,356 10 0	718,994 4 9	722,350 14 9	718,765 14 9	*3,585 0 0
Newcastle and District Transport Trust General Fund ...	89,596 1 2	603,495 2 8	693,091 3 10	609,354 11 0	*83,736 12 10
Sydney Harbour Trust Fund	2,001,758 5 3	3,194,743 4 9	5,196,501 10 0	3,592,192 2 8	*1,604,309 7 4

*See page 186.

M. K. WEIR,
Under Secretary and Comptroller of Accounts.

W. R. A. KILPATRICK,
Accountant.

J. M. BADDELEY,
Acting-Treasurer.

The Treasury, New South Wales,
Sydney, 10th August, 1945.

I HEREBY CERTIFY that the above statement represents the actual receipts and payments of the Treasurer on account of the Government Railways Fund, State Transport Co-ordination Fund, Metropolitan Transport Trust General Fund, Road Transport and Traffic Fund, Newcastle and District Transport Trust General Fund and Sydney Harbour Trust Fund during the year ended 30th June, 1945, and is in accordance with the requirements of the Audit Act, 1902, section 58.

Given under my hand this 21st day of September, 1945.

E. H. SWIFT,
Auditor General.

Statement F.

ADVANCES FOR DEPARTMENTAL WORKING ACCOUNTS AND OTHER PURPOSES, AND ADVANCES TO BE RECOVERED.

STATEMENT of PAYMENTS and REPAYMENTS during the Year ended 30th June, 1945.

PARTICULARS.	DEBIT BALANCES ON 30TH JUNE, 1944.	PAYMENTS DURING YEAR ENDED 30TH JUNE, 1945.	TOTAL.	REPAYMENTS DURING YEAR ENDED 30TH JUNE, 1945.	DEBIT BALANCES ON 30TH JUNE, 1945.
	£ s. d.	£ s. d.	£ s. d.	£ s. d.	£ s. d.
Advances for Departmental Working Accounts—					
Advances to Public Officers for Purchase of Motor Cars—Working Account	27,500 0 0	27,500 0 0	20,000 0 0	7,500 0 0
Government Printer—Stamp Purchases Advance	2,500 0 0	2,500 0 0	2,500 0 0
State Coal Mine—Advance to meet Working Expenses	30,000 0 0	30,000 0 0	30,000 0 0
Public Instruction—Furniture Workshops Working Account	8,500 0 0	3,000 0 0	11,500 0 0	2,500 0 0	9,000 0 0
Resumed Properties Working Account	2,000 0 0	2,000 0 0	2,000 0 0
Department of Public Works—					
Leichhardt Store Depot—Working Account	8,500 0 0	8,500 0 0	8,500 0 0
Hospitals' Working Account	50,000 0 0	50,000 0 0	50,000 0 0
New South Wales Government Engineering and Shipbuilding Undertaking— Working Account	20,000 0 0	20,000 0 0	20,000 0 0
Other Purposes—					
Commonwealth Government—Advances in London	86,000 0 0	2,097,000 0 0	2,183,000 0 0	2,051,300 0 0	131,700 0 0
Commonwealth Advance for Technical Training of skilled tradesmen for Defence Services	15,000 0 0	15,000 0 0	15,000 0 0
Dingo Extermination Board of Control	210 10 9	210 10 9	100 0 0	110 10 9
Department of Agriculture—District War Agricultural Committees and Allied Activities—to be recouped by Commonwealth Government	12,530 18 8	68,434 15 7	80,965 14 3	61,090 18 6	19,874 15 9
Department of Agriculture—Provision of Accommodation by Gordon Edgell and Sons, Ltd., for Rural Workers	1,530 16 10	1,530 16 10	1,240 16 10	290 0 0
Department of Lands—Advance to Surveyor W. Granter, to purchase a Motor Lorry	568 10 3	568 10 3	144 6 3	424 4 0
Family Endowment Fund—Advances	2,498,983 16 1	2,498,983 16 1	150,000 0 0	2,348,983 16 1
Hay, Alexander—Advance re Mount Royal Copper Mines	2,750 0 0	2,750 0 0	2,750 0 0
London Payments—Adjustment Account	22,896 2 2	250,393 7 7	273,289 9 9	238,188 9 2	35,101 0 7
National Art Gallery of New South Wales—Purchase of Works of Art	46 4 0	504 9 5	550 13 5	550 13 5
New South Wales Agent General, London—Advance to cover cost of publications supplied by United States of America—Government Printing Office	4 2 2	4 2 2	4 2 2
Carried forward	£ 2,767,990 4 1	2,440,863 9 5	5,208,853 13 6	2,562,865 4 2	2,645,988 9 4

ADVANCES FOR DEPARTMENTAL WORKING ACCOUNTS, &c.—*continued.*
Statement of Payments and Repayments during the Year ended 30th June, 1945—*continued.*

PARTICULARS.	DEBIT BALANCES ON 30TH JUNE, 1944.	PAYMENTS DURING YEAR ENDED 30TH JUNE, 1945.	TOTAL.	REPAYMENTS DURING YEAR ENDED 30TH JUNE, 1945.	DEBIT BALANCES ON 30TH JUNE, 1945.
	£ s. d.	£ s. d.	£ s. d.	£ s. d.	£ s. d.
Brought forward	£ 2,767,990 4 1	2,440,863 9 5	5,208,853 13 6	2,562,865 4 2	2,645,988 9 4
Other Purposes— <i>continued.</i>					
Newcastle and District Transport Trust General Fund—Advance	100,000 0 0	100,000 0 0	100,000 0 0
Northern Riverina County Council—Loan in Anticipation of Subsidy	10,810 17 1	8,887 6 0	19,698 3 1	15,254 10 1	4,443 13 0
Parliamentary Representatives' Allowances—Advances	4,248 0 0	4,248 0 0	4,248 0 0
Prices Commission, New South Wales Branch—Legal Costs Incurred	138 11 11	138 11 11	138 11 11
Prices Commission, New South Wales Branch—Expenditure awaiting recoupment	54,276 18 4	54,276 18 4	54,276 18 4
Prices Commission, New South Wales Branch—Overtime Claims and Adjustment of Salaries... ..	630 14 0	8 19 9	639 13 9	639 13 9
Public Health—Drought Relief for Whole Milk Producers	180,000 0 0	180,000 0 0	72,000 0 0	108,000 0 0
Public Trustee—Advances <i>re</i> Estates of Deceased Persons	938 11 0	938 11 0	800 0 0	138 11 0
Public Trustee—Purchase of Motor Vehicle for Outdoor Officer	234 10 0	234 10 0	5 13 5	228 16 7
Railways and Tramways—Surveys	9,703 19 3	9,703 19 3	9,703 19 3
Railway Commissioners of New South Wales—Advances <i>re</i> Interest on Capital in respect of Financial Year, 1929–30	1,950,000 0 0	1,950,000 0 0	150,000 0 0	1,800,000 0 0
Railway Commissioners of New South Wales—Advances <i>re</i> Interest on Capital and other Charges in respect of Financial Year, 1930–31	4,200,000 0 0	4,200,000 0 0	4,200,000 0 0
Recreation Leave—Salary Payment in advance to Officers proceeding on Recreation Leave where the period affects the new financial year	1 12 8	1 12 8	1 12 8
Sheriff's Department—Payment of Bailiffs' Keepers Fees—Litigants' Allowances to Jurors and Expenses of Jury Views	50 0 0	50 0 0	50 0 0
Stamp Duty and other Expenses <i>re</i> Loans raised in London	3,645 10 4	23,715 6 11	27,360 17 3	22,402 4 0	4,958 13 3
Swine Compensation Fund	15,000 0 0	14,000 0 0	29,000 0 0	29,000 0 0
Southern Riverina County Council—Loan in Anticipation of Subsidy	10,440 8 7	10,440 8 7	7,021 9 6	3,418 19 1
Sinking Fund Contributions on State Loans raised in New York	241,950 3 8	241,950 3 8	241,950 3 8
Sheep Blowfly—Printing of Report on General Investigation thereof	38 13 0	38 13 0	0 9 0	38 4 0
Sydney Technical College—Plumbers' and Drainers' Examination Fees Trust Account	100 0 0	100 0 0	75 0 0	25 0 0
Treasury Accountant—Advance	500 0 0	500 0 0	500 0 0
Works undertaken for Shires and Municipalities under Contract for Repayment	145 13 8	145 13 8	19 11 11	126 1 9
Workmen's Compensation Silicosis Fund, No. 2	2,000 0 0	2,000 0 0	2,000 0 0
Young District Producers' Co-operative Association Ltd.—Advance	2,695 10 8	2,695 10 8	430 6 5	2,265 4 3
Sundry Advances repaid during the financial year, 1944–45	639 11 11	639 11 11	639 11 11
Totals	£ 9,074,690 1 8	2,968,964 10 7	12,043,654 12 3	3,142,471 7 4	*8,901,183 4 11

* See page 188.

M. K. WEIR,
Under Secretary and Comptroller of Accounts.
The Treasury, New South Wales,
Sydney, 10th August, 1945.

W. R. A. KILPATRICK,
Accountant.

J. M. BADDELEY,
Acting Treasurer.

No. 8.

MISCELLANEOUS ACCOUNTS.

STATEMENT of RECEIPTS and PAYMENTS in the Year ended 30th June, 1945.

ACCOUNTS	Balance on 30th June, 1944.		Receipts during the year ended 30th June, 1945.	Total.	Payments during the year ended 30th June, 1945.	Balance on 30th June, 1945.	
	Dr.	Cr.				Dr.	Cr.
	£ s. d.	£ s. d.	£ s. d.	£ s. d.	£ s. d.	£ s. d.	£ s. d.
Metropolitan Water, Sewerage, and Drainage Board— Advance Account (Act No. 50, 1924)	4,793,463 5 9	75,543 6 10	4,717,919 18 11	*4,717,919 18 11
Commonwealth Treasury Bills (Sydney) Account	22,130,000 0 0	53,560,000 0 0	75,690,000 0 0	75,690,000 0 0
Colonial Treasurer's Investment Account	21,840 11 11	344 10 11	21,496 1 0	*21,496 1 0
Miners' Accident Relief (Repeal) Act, No. 46, 1916 (<i>section</i> 6)	77,000 0 0	77,000 0 0	*77,000 0 0
State of New South Wales Debenture Deposit Account	300,000 0 0	300,000 0 0	8,260,000 0 0	*7,960,000 0 0

* See pages 186 and 188

M. K. WEIR,
Under Secretary and Comptroller of Accounts.
The Treasury, New South Wales,
Sydney, 10th August, 1945.

W. R. A. KILPATRICK,
Accountant.

J. M. BADDELEY,
Acting-Treasurer.

STATEMENT G

OLD LOANS AND GENERAL LOAN ACCOUNT

GENERAL ACCOUNT.

RECEIPTS AND PAYMENTS

TO

30TH JUNE, 1945.

STATEMENT

OLD LOANS AND GENERAL

GENERAL ACCOUNT of RECEIPTS and

Dr.

PARTICULARS.	TOTAL.		
	£	s.	d.
To PAYMENTS made to 30th June, 1945, under Loan Appropriations, on account of Railways (exclusive of Duplication of portions of Mair Trunk Lines, &c., £7,789,373 13s. 2d.) Public Works, and other Services, as per Abstract of Expenditure (page 151) ...	334,123,834	18	7
To REPAYMENT of Loans (exclusive of repayment of Railway Loans, £1,991,864) (page 151) £486,288,923 16 0			
" " Additional Liability re London Loan Repatriated to Australia on Maturity ... 1,496,168 13 11	487,785,092	9	11
To TREASURY BILLS, paid off (exclusive of repayment of Treasury Bills issued under Loan (Railways) Act No. 14, 1915) ...	151,700,769	15	5
To PAYMENTS from amount recovered from the Mercantile Mutual Insurance Company Limited	1,513	0	0
To REPAYMENT of Advances from the Consolidated Revenue Fund made pending Realisation of Loans Authorised ...	1,500,000	0	0
To REPAYMENT to the Curator of Intestate Estates of Advances made pending Realisation of Loans Authorised ...	50,000	0	0
Carried forward ...	£ 975,161,210	3	11

G.

LOAN ACCOUNT.

PAYMENTS to 30th June, 1945.

Cr.

PARTICULARS.	AMOUNT.			TOTAL		
	£	s.	d.	£	s.	d.
By PROCEEDS of SECURITIES (other than TREASURY BILLS) issued for Public Works and other Services provided for by Loans...	363,736,738	12	11			
By PROCEEDS of TREASURY DEFICIENCY BILLS ...	4,769,653	4	8			
By PROCEEDS of Sale of COMMONWEALTH INSCRIBED STOCK and BONDS issued in respect of Consolidated Revenue Fund Deficiency to 30th June, 1928 ...	4,922,592	1	4			
By PROCEEDS of Sale of COMMONWEALTH INSCRIBED STOCK and BONDS issued in respect of Revenue Deficiencies ...	5,895,000	0	0			
By PROCEEDS of Sale of COMMONWEALTH INSCRIBED STOCK and BONDS issued for Reconversion of Securities issued for Conversion of Closer Settlement Debentures ...	700,140	0	0			
By ADVANCES to SETTLERS STOCK ...	120,050	0	0			
By Advances in terms of Grafton-Kyogle to South Brisbane Railway Agreement Ratification Act, 1924 ...	1,393,642	13	6			
By PROCEEDS of Sale of TREASURY BILLS for PUBLIC WORKS ...	103,502,052	19	0			
By PROCEEDS of Sale of TREASURY BILLS, issued under Act No. 8, 1904, to extent of £1,902,900 for redemption of Treasury Bills issued under Act No. 46, 1899 ...	1,901,928	15	0			
By PROCEEDS of Sale of TREASURY BILLS issued under Inscribed Stock (Renewals) Amendment Act No. 30, 1914, to extent of £2,333,461 6s. 8d. ...	2,330,783	14	6			
By PROCEEDS of Sale of COMMONWEALTH TREASURY BILLS, issued for Revenue Services ...	64,056,000	0	0			
By PROCEEDS of Sale of Treasury Bills issued under Inscribed Stock (Issue and Renewals) Act No. 51, 1912; Inscribed Stock (Renewals) Amendment Act No. 30, 1914, and Inscribed Stock (Issue and Renewals) Amendment Act No. 1, 1931 ...	46,926,654	11	6			
By PROCEEDS of Sale of SECURITIES (other than TREASURY BILLS) issued under Inscribed Stock (Issue and Renewals) Act No. 51, 1912, and Inscribed Stock (Renewals) Amendment Act No. 30, 1914 ...	355,537,577	10	2			
By PROCEEDS of Sale of TREASURY BILLS issued under Inscribed Stock (Issue and Renewals) Act No. 51, 1912, and Inscribed Stock (Renewals) Amendment Act, No. 30, 1914 ...	9,965,275	13	9			
By PROCEEDS of Sale of AUSTRALIAN CONSOLIDATED INSCRIBED STOCK and TREASURY BONDS under Debt Conversion Agreement Acts Nos. 27 and 60, 1931 ...	106,695,871	9	6			
By PROCEEDS of Sale of COMMONWEALTH TREASURY BILLS issued for Renewals—Revenue Services ...	91,496,000	0	0			
By DEBENTURES issued in lieu of Treasury Bills for Revenue Services	26,120,000	0	0			
Less—						
Amount of Proceeds credited to Railways Loan Accounts ...				12,781,237	13	2
Amount of Proceeds not credited to either Old Loans or General Loan Account, viz.:—						
Immigration ...	724,733	3	1			
Commonwealth Inscribed Stock and Bonds, Acts Nos. 11, 1929, and 42, 1930 ...	4,922,592	1	4			
Australian Consolidated Inscribed Stock and Bonds issued for Revenue Deficiencies ...	5,895,000	0	0			
Reconversion of Australian Consolidated Inscribed Stock and Bonds, issued for Conversion of Closer Settlement Debentures...	700,140	0	0			
Australian Consolidated Inscribed Stock and Bonds, Acts Nos. 51, 1912, and 30, 1914, issued on account of Revenue Deficiencies	411,228	4	0			
Commonwealth Treasury Bills—						
Revenue Services ...	64,056,000	0	0			
Renewals—Revenue Services ...	91,496,000	0	0			
Treasury Bills, Act 53 Vic. No. 9 ...	2,502,884	0	0			
Treasury Bills, Act 59 Vic. No. 22 ...	1,174,700	0	0			
Treasury Bills, Acts Nos. 68, 1900 & 8, 1902	755,179	4	8			
Treasury Bills, Act No. 30, 1905 ...	336,890	0	0			
DEBENTURES issued in lieu of Treasury Bills for Revenue Services ...	26,120,000	0	0			
Carried forward ...	£199,095,346	13	1	1,177,288,723	12	8

* Proceeds of Loans as shown above £1,190,069,961 5 10
Less Expenses charged temporarily to Loans Expenditure
Suspense during 1944-45 1,740 7 2

Net Proceeds as per Loan Liability Statement page 171 ... £1,190,068,220 18 8

OLD LOANS AND GENERAL
GENERAL ACCOUNT of RECEIPTS and

Dr.

PARTICULARS.					AMOUNT.			TOTAL.		
					£	s.	d.	£	s.	d.
Brought forward	£			975,161,210	3	11
Total					£		975,161,210	3	11

M. K. WEIR,
Under Secretary and Comptroller of Accounts,
The Treasury, New South Wales,
Sydney, 10th August, 1945.

W. R. A. KILPATRICK,
Accountant.

LOAN ACCOUNT.

PAYMENTS to 30th June, 1945—continued.

Cr.

PARTICULARS.		AMOUNT.		TOTAL.	
		£	s. d.	£	s. d.
Brought forward £			1,177,288,723	12 8
<i>Less</i> —Amount of Proceeds not credited to either old Loans or General Loan Account— <i>continued</i> .					
Brought forward £			s. d.		
Municipal Council of the City of Sydney—					
Waterworks		85,000	0 0		
Sewerage Works		126,000	0 0		
Municipal Council, Darlington—Sewerage					
Works		5,000	0 0		
Municipal Council, Redfern—Sewerage Works		27,532	11 10		
Newcastle Borough Council—Water Supply					
Works		16,000	0 0		
North Sydney Borough Council—Sewerage					
Works		4,400	0 0		
Balmain Municipal Council—Sewerage Works		2,500	0 0		
Ashfield Municipal Council—Sewerage Works		9,700	0 0		
Glebe Municipal Council—Sewerage Works...		9,100	0 0		
Advances to Settlers Act of 1899		424,450	0 0		
Advances in terms of Grafton-Kyogle to South					
Brisbane Railway Agreement Ratification					
Act, 1924		1,393,642	13 6		
				201,198,671	18 5
CONVERSION UNDER DEBT CONVERSION AGREEMENT ACTS, Nos. 27 and 60, 1931—					
Conversion of—					
Advances to Settlers' Stock		£120,050	0 0		
Closer Settlement Debentures... ..		907,950	0 0		
Commonwealth Inscribed Stock and Bonds—					
Consolidated Revenue Fund Deficiency to					
30th June, 1928		4,923,725	0 0		
Re-conversion of Australian Consolidated					
Inscribed Stock and Bonds for conversion of					
Closer Settlement Debentures		111,300	0 0		
				6,063,025	0 0
Act 16 Victoria No. 39—					
Amount over-raised on issue of £200,000, and					
paid over to Sydney Railway Company ...		£7,365	3 4		
<i>Less</i> Amount short-raised on issue of £17,500					
provided from Consolidated Revenue ...		929	0 0		
				6,436	3 4
Amounts over-raised and credited to Consolidated Revenue Fund,					
viz.:—Act 35 Victoria No. 5		£444	19 6		
Act 36 Victoria No. 2		15,833	10 9		
Act 41 Victoria No. 7		25,116	18 9		
				41,395	9 0
				207,309,528	10 9
<i>Less</i> —Expenses not debited to old Loans or General Loan Account				21,494	14 3
				207,288,033	16 6
NET PROCEEDS credited to old Loans and General Loan Account £					
By AMOUNT TRANSFERRED from the CONSOLIDATED REVENUE FUND, in					
terms of Act 41 Victoria No. 8, to make good the amount short-					
raised in negotiation of Debentures authorised to be issued under					
Act 36 Victoria No. 17. (Issue, £1,901,500; net proceeds,					
£1,725,661 6s. 11d.)				175,838	13 1
By AMOUNT RECOVERED from the MERCANTILE MUTUAL INSURANCE					
COMPANY (Limited), to make good damage by fire to Hawkesbury					
Agricultural College Buildings, Richmond... ..				1,513	0 0
By AMOUNT ADVANCED from CONSOLIDATED REVENUE FUND, pending					
the realisation of Loans authorised... ..				1,500,000	0 0
By AMOUNT ADVANCED by CURATOR OF INTTESTATE ESTATES, pending					
the realisation of Loans authorised				50,000	0 0
By DEBIT BALANCE, GENERAL LOAN ACCOUNT 30th June, 1945 ...				£ 971,728,041	9 3
				*3,433,168	14 8
Total				£ 975,161,210	3 11

^aSee pages 136 and 186.

J. M. BADDELEY,
Acting Treasurer.

Statement H.

APPENDIX TO STATEMENT OF LOAN LIABILITY TO THE COMMONWEALTH.

STATEMENT showing the result of Sales of Debentures, Bonds, Treasury Bills and Inscribed Stock from 1st July, 1944, to 30th June, 1945.

Particulars.	Date of Maturity.	Amount of Principal.	Nominal Rate of Interest per cent.	Date from which Interest accrues.	Price of Issue per cent.	Gross Amount raised.	Charges for Negotiation.				Net Amount credited to various Accounts.	Annual Interest Payable.
							Brokerage and Bank Commission.	Under-writing.	Advertising, Postage, and other Expenses including Stamp Duty.	Total Charges.		
		£ s. d.			£ s. d.	£ s. d.	£ s. d.	£ s. d.	£ s. d.	£ s. d.	£ s. d.	£ s. d.
NEGOTIATED IN AUSTRALIA—												
Commonwealth Debentures—Revenue Deficits.	Various dates— 30 June, 1945, to 30 June, 1983, inclusive.	26,120,000 0 0	1	1 Jan., 1945	100 0 0	26,120,000 0 0	26,120,000 0 0 (a)	261,200 0 0
Commonwealth Government Inscribed Stock and Treasury Bonds— Acts Nos. 51, 1912, and 30, 1914	15 Oct., 1949	899,060 0 0	2½	15 Oct., 1944	100 0 0	899,060 0 0	545 6 10	1,400 12 7	1,945 19 5	897,114 0 7 (b)	22,476 10 0
	15 „ 1949	1,214,000 0 0	2½	15 Dec., 1944	100 0 0	1,214,000 0 0	1,214,000 0 0 (b)	30,350 0 0
	15 „ 1949	7,392,400 0 0	2½	1 Oct., 1944	100 0 0	7,392,400 0 0	110 13 11	110 13 11	7,392,239 6 1 (b)	184,810 0 0
	15 „ 1960	5,419,920 0 0	3¼	15 „ 1944	100 0 0	5,419,920 0 0	3,287 11 2	8,443 11 9	11,731 2 11	5,408,188 17 1 (b)	176,147 8 0
Reconversion of Securities issued for conversion of Closer Settlement Debentures	15 Sept., 1959	400 0 0	3¼	1 Mar., 1944	100 0 0	400 0 0	400 0 0 (c)	13 0 0
	15 Oct., 1960	1,000 0 0	3¼	1 Jan., 1945	100 0 0	1,000 0 0	1,000 0 0 (c)	32 10 0
	15 Sept., 1961	1,700 0 0	3¼	11 Mar., 1945	100 0 0	1,700 0 0	1,700 0 0 (c)	55 5 0

(a) Credited to Consolidated Revenue Account—includes £261,200 redeemed from Sinking Fund on 30th June, 1945.

(b) Credited to General Loan Account.

(c) Credited to Closer Settlement Account.

STATEMENT
OF THE
LOAN LIABILITY OF THE STATE
OF
NEW SOUTH WALES
TO
THE COMMONWEALTH
TO
30TH JUNE, 1945.

LOAN LIABILITY TO THE COMMONWEALTH.

PARTICULARS OF LOANS OUTSTANDING AS AT 30TH JUNE, 1945.

(NOTE: Loans are arranged according to Maturity dates. Where no "Earliest date of Maturity" is indicated, the loan is repayable at a fixed date, shown under the heading "Latest date of Maturity.")

Rate of Interest Payable. %	Due Dates upon which Loan is Repayable.		Loan.			Amount of Loan Outstanding.			Annual Interest.	Remarks.
	Earliest Date of Maturity.	Latest Date of Maturity.	Amount Raised.	Net Proceeds.	Paid off.	Repayable in Australia.	Repayable in London.	Repayable in New York.		
			£ s. d.	£ s. d.	£ s. d.	£ s. d.	£ s. d.	£ s. d.	£ s. d.	
Total matured loans ...			837,811,315 3 10	827,536,059 13 6	837,809,285 3 10	80 0 0*	1,950 0 0*	*Debentures overdue and unrepresented.
CURRENT LOANS.										
3-4875	1 July, 1935	1 July, 1945	300 0 0	300 0 0	300 0 0†	10 9 3	Redeemable at Government option on or after 1st July, 1935, on giving 3 months' notice.
3-1	1 July, 1945	800 0 0	800 0 0	800 0 0†	24 16 0	
2½	2 Aug., 1945	4,502,524 0 0	4,502,524 0 0	4,502,524 0 0	101,306 15 10	Sterling Treasury Bills.
2½	15 Aug., 1945	1,617,197 1 0	1,617,197 1 0	1,617,197 1 0	£36,386 18 8	" " "
3½	15 Aug., 1945	1,135,232 0 11	1,126,320 16 4	1,135,232 0 11	38,314 1 8	
3½	15 Aug., 1945	743,767 19 1	739,763 15 7	743,767 19 1	25,102 3 4	Revenue Deficit (Funded).
2½	15 Aug., 1945	787,000 0 0	784,747 15 4	787,000 0 0	21,642 10 0	
2½	2 Sept., 1945	1,928,054 12 9	1,928,054 12 9	1,928,054 12 9	43,381 4 7	Sterling Treasury Bills.
2½	30 Sept., 1945	1,917,500 0 0	1,917,500 0 0	169,400 0 0	1,748,100 0 0	39,332 5 0	" " "
1	30 June, 1946	272,954 0 0	272,954 0 0	272,954 0 0	2,729 10 10	Debentures—Revenue Deficits.
Total maturing, 1945-46 ...			12,905,329 13 9	12,890,162 1 0	169,400 0 0	2,940,054 0 0	9,795,875 13 9	308,230 15 2	
3	1 July, 1944	1 July, 1946	10,954,600 0 0	10,705,382 19 2	90,000 0 0	10,864,600 0 0	325,938 0 0	Redeemable at Government option on or after 1st July, 1944, on giving 3 months' notice.
2½	15 Aug., 1946	419,007 8 8	418,038 17 5	419,007 8 8	10,475 3 9	
2½	15 Aug., 1946	569,992 11 4	568,675 0 0	569,992 11 4	14,249 16 3	Revenue Deficit (Funded).
2½	15 Nov., 1945	15 Nov., 1946	1,546,224 0 0	1,542,550 17 5	1,546,224 0 0	38,655 12 0	Redeemable at Government option on or after 15th November, 1945, on giving 3 months' notice.
1	30 June, 1947	285,237 0 0	285,237 0 0	285,237 0 0	2,852 7 4	Debentures—Revenue Deficits.
Total maturing, 1946-47 ...			13,775,061 0 0	13,519,884 14 0	90,000 0 0	2,820,461 0 0	10,864,600 0 0	392,170 19 4	
3-4875	13 Mar., 1932	13 Sept., 1947	600 0 0	600 0 0	600 0 0†	20 18 6	Redeemable at Government option on or after 13th March, 1932, on giving 6 months' notice.
4	15 Sept., 1947	4,898,156 0 0	4,849,426 2 2	198,709 0 0	4,699,447 0 0	187,977 17 8	
3-875	15 Sept., 1947	66,700 0 0	66,218 3 10	66,700 0 0	2,584 12 6	
3-4875	17 Mar., 1932	17 Sept., 1947	1,000 0 0	1,000 0 0	1,000 0 0†	34 17 6	Redeemable at Government option on or after 17th March, 1932, on giving 6 months' notice.
3-4875	30 April, 1932	31 Oct., 1947	1,000 0 0	1,000 0 0	1,000 0 0†	34 17 6	Redeemable at Government option on or after 30th April, 1932, on giving 6 months' notice.
2½	15 Nov., 1946	15 Nov., 1947	1,408,000 0 0	1,408,000 0 0	1,408,000 0 0	35,200 0 0	Redeemable at Government option on or after 15th November, 1946, on giving 3 months' notice.
2½	15 Nov., 1946	15 Nov., 1947	949,500 0 0	948,812 1 10	949,500 0 0	23,737 10 0	" " " " " "
3-4875	14 June, 1932	14 Dec., 1947	600 0 0	600 0 0	600 0 0†	20 18 6	Redeemable at Government option on or after 14th June, 1932, on giving 6 months' notice.
3-4875	27 Mar., 1932	27 Mar., 1948	1,200 0 0	1,200 0 0	1,200 0 0†	41 17 0	Redeemable at Government option on or after 27th March, 1932, on giving 6 months' notice.
3-4875	2 April, 1932	2 April, 1948	1,900 0 0	1,900 0 0	1,900 0 0†	66 5 3	Redeemable at Government option on or after 2nd April, 1932, on giving 6 months' notice.
3-4875	28 June, 1932	28 June, 1948	1,800 0 0	1,800 0 0	1,800 0 0†	62 15 6	Redeemable at Government option on or after 28th June, 1932, on giving 6 months' notice.
1	30 June, 1948	298,073 0 0	298,073 0 0	298,073 0 0	2,980 14 7	Debentures—Revenue Deficits.
Total maturing, 1947-48 ...			7,628,529 0 0	7,578,629 7 10	198,709 0 0	7,429,820 0 0	252,763 4 6	

† Tax free.

‡ Interest payable in Australia.

LOAN LIABILITY TO THE COMMONWEALTH, AS AT 30TH JUNE, 1945—continued.

Rate of Interest Payable. %	Due Dates upon which Loan is Repayable.		Loan.			Amount of Loan Outstanding.			Annual Interest.	Remarks.
	Earliest Date of Maturity.	Latest Date of Maturity.	Amount Raised.	Net Proceeds.	Paid off.	Repayable in Australia.	Repayable in London.	Repayable in New York.		
			£ s. d.	£ s. d.	£ s. d.	£ s. d.	£ s. d.	£ s. d.	£ s. d.	
Current Loans—continued.										
3·4875	20 Feb., 1932	20 Aug., 1948	900 0 0	900 0 0	900 0 0†	31 7 9	Redeemable at Government option on or after 20th February, 1932, on giving 6 months' notice.
2½	15 Sept., 1947	15 Sept., 1948	2,694,200 0 0	2,693,922 15 5	2,694,200 0 0	67,355 0 0	Redeemable at Government option on or after 15th September, 1947, on giving 3 months' notice.
2½	15 Sept., 1947	15 Sept., 1948	200 0 0	200 0 0	200 0 0	5 0 0	Reconversion of Securities issued for conversion of Closer Settlement Debentures.
4	15 Oct., 1943	15 Oct., 1948	9,527,089 10 11	9,280,907 16 5	95,000 0 0	9,432,089 10 11	377,283 11 8	Redeemable at Government option on or after 15th October, 1943, on giving 3 months' notice.
3¼	15 Oct., 1948	6,055,774 0 0	5,922,088 8 6	2,666,030 0 0	3,389,744 0 0	110,166 13 7	
3¼	15 Oct., 1948	58,426 0 0	57,136 4 1	58,426 0 0*	1,898 16 11	Advances under Migration Agreement.
3½	15 Oct., 1948	3,073,000 0 0	3,026,355 17 9	40,820 0 0	3,032,180 0 0	117,496 19 6	
3½	15 Oct., 1948	2,000 0 0	2,000 0 0	2,000 0 0	62 10 0	
3	15 Oct., 1948	7,006,880 0 0	6,945,397 11 11	7,006,880 0 0	210,206 8 0	
3	15 Oct., 1948	92,150 0 0	91,919 12 6	92,150 0 0	2,764 10 0	Reconversion of Securities issued for conversion of Closer Settlement Debentures.
3·4875	30 April, 1932	30 Oct., 1948	700 0 0	700 0 0	700 0 0†	24 8 3	Redeemable at Government option on or after 30th April, 1932, on giving 6 months' notice.
3·4875	24 Feb., 1932	24 Feb., 1949	900 0 0	900 0 0	900 0 0†	31 7 9	Redeemable at Government option on or after 24th February, 1932, on giving 6 months' notice.
3·4875	1 Mar., 1932	1 Mar., 1949	800 0 0	800 0 0	800 0 0†	27 18 0	Redeemable at Government option on or after 1st March, 1932, on giving 6 months' notice.
3¼	15 Mar., 1946	15 Mar., 1949	2,980,400 0 0	2,903,807 6 7	239,000 0 0	2,741,400 0 0	102,802 10 0	Redeemable at Government option on or after 15th March, 1946, on giving 3 months' notice.
1	30 June, 1949	311,486 0 0	311,486 0 0	311,486 0 0	3,114 17 2	Debentures—Revenue Deficits.
Total maturing, 1948-49 ...			31,804,905 10 11	31,238,521 13 2	3,040,850 0 0	16,590,566 0 0	12,173,489 10 11	993,271 18 7	
3·4875	14 Feb., 1932	14 Aug., 1949	500 0 0	500 0 0	500 0 0†	17 8 9	Redeemable at Government option on or after 14th February, 1932, on giving 6 months' notice.
3·4875	29 Feb., 1932	29 Aug., 1949	700 0 0	700 0 0	700 0 0†	24 8 3	Redeemable at Government option on or after 29th February, 1932, on giving 6 months' notice.
2½	15 Oct., 1948	15 Oct., 1949	9,505,460 0 0	9,503,403 6 8	9,505,460 0 0	237,636 10 0	Redeemable at Government option on or after 15th October, 1948, on giving 3 months' notice.
3½	15 Oct., 1949	435,196 0 3	430,000 0 0	435,196 0 3	14,687 17 4	Revenue Deficit (Funded).
3½	15 Oct., 1949	6,879,169 6 10	6,798,596 0 11	51,495 7 1	6,827,673 19 9	230,433 19 11	
3¼	15 Nov., 1949	3,719,193 12 4	3,682,009 16 4	3,719,193 12 4	139,469 15 3	
3¼	15 Nov., 1949	92,150 0 0	92,150 0 0	92,150 0 0	3,455 12 6	Reconversion of Securities issued for conversion of Closer Settlement Debentures.
3¼	15 Nov., 1949	35,286 7 8	35,000 0 0	35,286 7 8	1,323 4 9	Revenue Deficit (Funded).
3·1	1 Jan., 1950	2,600 0 0	2,600 0 0	2,600 0 0†	80 12 0	
3·4875	11 Mar., 1932	11 Mar., 1950	1,500 0 0	1,500 0 0	1,500 0 0†	52 6 3	Redeemable at Government option on or after 11th March, 1932, on giving 6 months' notice.
1	30 June, 1950	325,503 0 0	325,503 0 0	325,503 0 0	3,255 0 7	Debentures—Revenue Deficits.
Total maturing, 1949-50 ...			20,997,258 7 1	20,871,962 3 11	51,495 7 1	20,945,763 0 0	630,436 15 7	

† Tax free.

* For details see Public Accounts 1943-44, pages 195

LOAN LIABILITY TO THE COMMONWEALTH AS AT 30TH JUNE, 1945—continued.

Rate of Interest Payable. %	Due Dates upon which Loan is Repayable.		Loan.			Amount of Loan Outstanding.			Annual Interest.	Remarks.
	Earliest Date of Maturity.	Latest Date of Maturity.	Amount Raised.	Net Proceeds.	Paid off.	Repayable in Australia.	Repayable in London.	Repayable in New York.		
Current Loans—continued—			£ s. d.	£ s. d.	£ s. d.	£ s. d.	£ s. d.	£ s. d.	£ s. d.	
3½	1 July, 1930	1 July, 1950	12,250,000 0 0	11,657,309 13 3	542,722 8 3	11,707,277 11 9	409,754 14 4	Redeemable at Government option on or after 1st July, 1930, on giving 6 months' notice.
3	1 July, 1932	1 July, 1950	500 0 0	500 0 0	500 0 0†	15 0 0	Redeemable at Government option on or after 1st July, 1932, on giving 6 months' notice.
2·7125	1 July, 1932	1 July, 1950	5,572 8 3	5,571 15 0	5,572 8 3†	151 3 0	" " " "
3·1	1 July, 1950	800 0 0	800 0 0	800 0 0†	24 16 0	
4	15 Aug., 1950	4,895,036 0 0	4,846,688 5 5	229,063 0 0	4,665,973 0 0	186,638 18 5	
1	30 June, 1951	340,150 0 0	340,150 0 0	340,150 0 0	3,401 10 0	Debentures—Revenue Deficits.
Total maturing, 1950-51 ...			17,492,058 8 3	16,851,019 13 8	771,785 8 3	5,012,995 8 3	11,707,277 11 9	599,986 1 9	
3½	15 Nov., 1951	8,976,888 19 0	8,788,759 2 9	28,120 0 0	8,948,768 19 0	335,578 16 9	
3½	15 Nov., 1951	173,250 0 0	170,670 7 6	173,250 0 0	6,496 17 6	Reconversion of Securities issued for conversions of Closer Settlement Debentures.
3½	15 Nov., 1951	803,481 1 0	787,000 0 0	803,481 1 0	30,130 10 9	Revenue Deficit (Funded).
1	30 June, 1952	355,457 0 0	355,457 0 0	355,457 0 0	3,554 11 5	Debentures—Revenue Deficits.
Total maturing, 1951-52 ...			10,309,077 0 0	10,101,886 10 3	28,120 0 0	10,280,957 0 0	375,760 16 5	
3·4875	13 Mar., 1932	13 Sept., 1952	500 0 0	500 0 0	500 0 0†	17 8 9	Redeemable at Government option on or after 13th March, 1932, on giving 6 months' notice.
3½	15 Sept., 1950	15 Sept., 1952	12,360,958 8 0	11,756,541 0 8	571,200 0 0	11,789,758 8 0	412,641 10 11	Redeemable at Government option on or after 15th September, 1950, on giving 3 months' notice.
3·4875	17 Mar., 1932	17 Sept., 1952	1,000 0 0	1,000 0 0	1,000 0 0†	34 17 6	Redeemable at Government option on or after 17th March, 1932, on giving 6 months' notice.
3·4875	30 April, 1932	31 Oct., 1952	1,000 0 0	1,000 0 0	1,000 0 0†	34 17 6	Redeemable at Government option on or after 30th April, 1932, on giving 6 months' notice.
3·4875	14 June, 1932	14 Dec., 1952	600 0 0	600 0 0	600 0 0†	20 18 6	Redeemable at Government option on or after 14th June, 1932, on giving 6 months' notice.
3·4875	27 Mar., 1932	27 Mar., 1953	1,200 0 0	1,200 0 0	1,200 0 0†	41 17 0	Redeemable at Government option on or after 27th March, 1932, on giving 6 months' notice.
3·4875	2 April, 1932	2 April, 1953	1,900 0 0	1,900 0 0	1,900 0 0†	66 5 3	Redeemable at Government option on or after 2nd April, 1932, on giving 6 months' notice.
3·4875	28 June, 1932	28 June, 1953	800 0 0	800 0 0	800 0 0†	27 18 0	Redeemable at Government option on or after 28th June, 1932, on giving 6 months' notice.
1	30 June, 1953	371,453 0 0	371,453 0 0	371,453 0 0	3,714 10 7	Debentures—Revenue Deficits.
Total maturing, 1952-53 ...			12,739,411 8 0	12,134,994 0 8	571,200 0 0	378,453 0 0	11,789,758 8 0	416,800 4 0	

† Tax free.

LOAN LIABILITY TO THE COMMONWEALTH AS AT 30TH JUNE, 1945—continued.

Rate of Interest Payable. %	Due Dates upon which Loan is Repayable.		Loan.			Amount of Loan Outstanding.			Annual Interest.	Remarks.
	Earliest Date of Maturity.	Latest Date of Maturity.	Amount Raised.	Net Proceeds.	Paid off.	Repayable in Australia.	Repayable in London.	Repayable in New York.		
Current Loans—continued.			£ s. d.	£ s. d.	£ s. d.	£ s. d.	£ s. d.	£ s. d.	£ s. d.	
4	1 Jan., 1951	15 July, 1953	4,677,946 0 0	4,631,748 4 8	169,561 0 0	4,508,385 0 0	180,335 8 0	Redeemable at Government option at any time after 31st December, 1950.
3·4875	20 Feb., 1932	20 Aug., 1953	900 0 0	900 0 0	900 0 0†	31 7 9	Redeemable at Government option on or after 20th February, 1932, on giving 6 months' notice.
3·4875	30 Apr., 1932	30 Oct., 1953	700 0 0	700 0 0	700 0 0†	24 8 3	Redeemable at Government option on or after 30th April, 1932, on giving 6 months' notice.
3½	15 Dec., 1948	15 Dec., 1953	4,901,232 10 1	4,726,794 1 2	35,000 0 0	4,866,232 10 1	182,483 14 5	Redeemable at Government option on or after 15th December, 1948, on giving 3 months' notice.
3½	1 Feb., 1951	1 Feb., 1954	6,427,465 0 0	6,145,183 12 11	275,650 0 0	6,151,815 0 0	215,313 10 6	Redeemable at Government option on or after 1st February, 1951, on giving 3 months' notice.
3·4875	24 Feb., 1932	24 Feb., 1954	900 0 0	900 0 0	900 0 0†	31 7 9	Redeemable at Government option on or after 24th February, 1932, on giving 6 months' notice.
3·4875	1 Mar., 1932	1 Mar., 1954	800 0 0	800 0 0	800 0 0†	27 18 0	Redeemable at Government option on or after 1st March, 1932, on giving 6 months' notice.
1	30 June, 1954	388,168 0 0	388,168 0 0	388,168 0 0	3,881 13 7	Debentures—Revenue Deficits.
Total maturing, 1953-54 ...			16,398,111 10 1	15,895,193 18 9	480,211 0 0	4,899,853 0 0	11,018,047 10 1	582,129 8 3	
3·4875	14 Feb., 1932	14 Aug., 1954	500 0 0	500 0 0	500 0 0†	17 8 9	Redeemable at Government option on or after 14th February, 1932, on giving 6 months' notice.
3¾	15 Aug., 1952	15 Aug., 1954	2,425,760 0 0	2,394,035 0 4	2,425,760 0 0	90,966 0 0	Redeemable at Government option on or after 15th August, 1952, on giving 3 months' notice.
3·4875	29 Feb., 1932	29 Aug., 1954	700 0 0	700 0 0	700 0 0†	24 8 3	Redeemable at Government option on or after 29th February, 1932, on giving 6 months' notice.
3½	15 Dec., 1952	15 Dec., 1954	10,539,350 0 0	10,475,163 11 7	10,539,350 0 0	408,399 16 3	Redeemable at Government option on or after 15th December, 1952, on giving 3 months' notice.
3·4875	11 Mar., 1932	11 Mar., 1955	1,500 0 0	1,500 0 0	1,500 0 0†	52 6 3	Redeemable at Government option on or after 11th March, 1932, on giving 6 months' notice.
1	30 June, 1955	405,635 0 0	405,635 0 0	405,635 0 0	4,056 7 0	Debentures—Revenue Deficits.
Total maturing, 1954-55 ...			13,373,445 0 0	13,277,533 11 11	13,373,445 0 0	503,516 6 6	

† Tax free,

LOAN LIABILITY TO THE COMMONWEALTH, AS AT 30TH JUNE, 1945—continued.

Rate of Interest Payable. %	Due Dates upon which Loan is Repayable.		Loan.			Amount of Loan Outstanding.			Annual Interest.	Remarks.
	Earliest Date of Maturity.	Latest Date of Maturity.	Amount Raised.	Net Proceeds.	Paid off.	Repayable in Australia.	Repayable in London.	Repayable in New York.		
			£ s. d.	£ s. d.	£ s. d.	£ s. d.	£ s. d.	£ s. d.	£ s. d.	
Current Loans—continued.										
4	1 Jan., 1951	15 Dec., 1955	4,632,856 0 0	4,587,234 10 8	159,875 0 0	4,472,981 0 0	178,919 4 10	Redeemable at Government option at any time after 31st December, 1950.
3½	15 Dec., 1953	15 Dec., 1955	9,132,093 14 4	9,031,233 4 8	9,132,093 14 4	353,868 12 8	Redeemable at Government option on or after 15th December, 1953, on giving 3 months' notice.*
3½	15 Dec., 1953	15 Dec., 1955	323,826 5 8	318,000 0 0	323,826 5 8	12,548 5 4	" " Revenue Deficit (Funded).
4½	1 Nov., 1928	1 May, 1956	3,955,614 18 4	3,545,400 6 3	62,981 12 3	3,892,633 6 1 (\$18,943,500)	175,168 10 0	Redeemable at Government option as a whole or in part, upon 60 days' notice, on any interest payment date, at 100 per cent. and accrued interest.
1	30 June, 1956	423,889 0 0	423,889 0 0	423,889 0 0	4,238 17 10	Debentures—Revenue Deficits.
Total maturing, 1955-56 ...			18,468,279 18 4	17,905,757 1 7	222,856 12 3	14,352,790 0 0	3,892,633 6 1	724,743 10 8	
3½	15 Aug., 1950	15 Aug., 1956	1,166,648 15 10	1,157,490 19 1	1,166,648 15 10	42,291 0 4	Redeemable at Government option on or after 15th August, 1950, on giving 3 months' notice.
3½	15 Aug., 1950	15 Aug., 1956	764,351 4 2	760,236 4 5	764,351 4 2	27,707 14 8	" " Revenue Deficit (Funded).
3¼	15 Aug., 1950	15 Aug., 1956	9,258,528 15 9	9,250,858 6 7	77,190 0 0	9,181,338 15 9	298,393 10 3	Redeemable at Government option on or after 15th August, 1950, on giving 3 months' notice.
3¼	15 Aug., 1950	15 Aug., 1956	928,471 4 3	926,325 0 0	99,230 0 0	829,241 4 3	26,950 6 9	" " Revenue Deficit (Funded)
5	1 Feb., 1942	1 Feb., 1957	5,137,162 4 8	4,799,865 8 10	1,333,401 16 7	3,803,760 8 1 (\$18,511,000)	190,188 0 5	Redeemable at Government option on 1st February, 1942, or any interest date thereafter on 30 days' notice, at par and interest.
1	30 June, 1957	442,964 0 0	442,964 0 0	442,964 0 0	4,429 12 10	Debentures—Revenue Deficits.
Total maturing, 1956-57 ...			17,698,126 4 8	17,337,739 18 11	1,509,821 16 7	12,384,544 0 0	3,803,760 8 1	589,960 5 3	
5¼	1 July, 1947	1 July, 1957	17,995,100 0 0	17,510,853 19 8	124,600 0 0	17,870,500 0 0	938,201 5 0	Redeemable at Government option on or after 1st July, 1947, on giving 3 months' notice.
3¼	15 Nov., 1950	15 Nov., 1957	17,603,946 0 0	17,562,127 0 1	117,100 0 0	17,486,846 0 0	568,322 9 11	Redeemable at Government option on or after 15th November, 1950, on giving 3 months' notice.
4	1 Jan., 1951	15 Nov. 1957	4,524,866 0 0	4,480,434 13 9	90,902 0 0	4,433,964 0 0	177,358 11 3	Redeemable at Government option at any time after 31st December, 1950.
5	1 April, 1942	1 April, 1958	5,137,162 4 8	4,804,472 7 4	1,271,344 18 0	3,865,817 6 8 (\$18,813,000)	193,290 17 4	Redeemable at Government option on 1st April, 1942, or any interest date thereafter on 30 days' notice, at par and interest.
3	15 April, 1955	15 April, 1958	21,657,000 0 0	20,354,808 19 7	1,356,100 0 0	20,300,900 0 0	609,027 0 0	Redeemable at Government option on or after 15th April, 1955, on giving 3 months' notice.
1	30 June, 1958	462,898 0 0	462,898 0 0	462,898 0 0	4,628 19 7	Debentures—Revenue Deficits.
Total maturing, 1957-58 ...			67,380,972 4 8	65,175,595 0 5	2,960,046 18 0	22,383,708 0 0	38,171,400 0 0	3,865,817 6 8	2,490,829 3 1	

† Tax Free.

LOAN LIABILITY TO THE COMMONWEALTH AS AT 30TH JUNE, 1945—continued.

Rate of Interest Payable. %	Due Dates upon which Loan is Repayable.		Loan.			Amount of Loan Outstanding.			Annual Interest.	Remarks.					
	Earliest Date of Maturity.	Latest Date of Maturity.	Amount Raised.	Net Proceeds.	Paid off.	Repayable in Australia.	Repayable in London.	Repayable in New York.							
Current Loans—continued.			£	s. d.	£	s. d.	£	s. d.	£	s. d.					
3½	15 Nov., 1950	15 Nov., 1958	18,417,390	0 0	18,394,954	6 10	892,050	0 0	569,573 11 0	Redeemable at Government option on or after 15th November, 1950, on giving 3 months' notice.			
3¼	15 Nov., 1950	15 Nov., 1958	82,200	0 0	82,200	0 0	82,200	0 0	2,671 10 0	Reconversion of "Securities" issued for "conversions of Closer Settlement Debentures."			
3½	1 June, 1954	1 June, 1959	3,979,050	0 0	3,796,815	6 11	150,000	0 0	3,829,050	0 0	134,016 15 0	Redeemable at Government option on or after 1st June, 1954, on giving 3 months' notice.		
1	30 June, 1959	483,728	0 0	483,728	0 0	483,728	0 0	4,837 5 7	Debentures—Revenue Deficits.		
Total maturing, 1958-59 ...			22,962,368	0 0	22,757,697	13 9	1,042,050	0 0	18,091,268	0 0	3,829,050	0 0	711,099 1 7	
3¼	15 Sept., 1950	15 Sept., 1959	4,348,110	0 0	4,347,245	8 11	4,348,110	0 0	141,313 11 6	Redeemable at Government option on or after 15th September, 1950, on giving 3 months' notice.		
3¼	15 Sept., 1950	15 Sept., 1959	1,300	0 0	1,300	0 0	1,300	0 0	42 5 0	Reconversion of "Securities" issued for "conversions of Closer Settlement Debentures."		
4	1 Jan., 1951	15 Oct., 1959	4,565,536	0 0	4,520,767	0 10	150,202	0 0	4,415,334	0 0	176,613 7 3	Redeemable at Government option at any date after 31st December, 1950.		
1	30 June, 1960	505,495	0 0	505,495	0 0	505,495	0 0	5,054 19 0	Debentures—Revenue Deficits.		
Total maturing, 1959-60 ...			9,420,441	0 0	9,374,807	9 9	150,202	0 0	9,270,239	0 0	323,024 2 9		
3¼	15 Oct., 1950	15 Oct., 1960	5,419,920	0 0	5,408,188	17 1	5,419,920	0 0	176,147 8 0	Redeemable at Government option on or after 15th October, 1950, on giving 3 months' notice.		
3¼	15 Oct., 1950	15 Oct., 1960	1,000	0 0	1,000	0 0	1,000	0 0	32 10 0	Reconversion of "Securities" issued for "conversions of Closer Settlement Debentures."		
1	30 June, 1961	528,243	0 0	528,243	0 0	528,243	0 0	5,282 8 7	Debentures—Revenue Deficits.		
Total maturing, 1960-61 ...			5,949,163	0 0	5,937,431	17 1	5,949,163	0 0	181,462 6 7			
3¼	15 Sept., 1950	15 Sept., 1961	1,700	0 0	1,700	0 0	1,700	0 0	55 5 0	Redeemable at Government option on or after 15th September, 1950, on giving 3 months' notice. Reconversion of Securities issued for conversions of Closer Settlement Debentures.		
4	1 Jan., 1951	15 Sept., 1961	4,435,266	0 0	4,391,770	6 10	173,164	0 0	4,262,102	0 0	170,484 1 8	Redeemable at Government option at any date after 31st December, 1950.		
1	30 June, 1962	552,014	0 0	552,014	0 0	552,014	0 0	5,520 2 10	Debentures—Revenue Deficits.		
Total maturing, 1961-62 ...			4,988,980	0 0	4,945,484	6 10	173,164	0 0	4,815,816	0 0	176,059 9 6		
4	1 July, 1942	1 July, 1962	10,500,000	0 0	9,979,326	7 5	216,603	19 4	10,283,396	0 8	411,335 16 10	Redeemable at Government option on or after 1st July, 1942, on giving 6 months' notice.	
3-1	1 July, 1942	1 July, 1962	106,803	19 4	106,791	5 5	106,803	19 4†	3,310 18 5	Redeemable at Government option on or after 1st July, 1942, on giving 6 months' notice.		
1	30 June, 1963	576,854	0 0	576,854	0 0	576,854	0 0	5,768 10 10	Debentures—Revenue Deficits.		
Total maturing, 1962-63 ...			11,183,657	19 4	10,662,971	12 10	216,603	19 4	683,657	19 4	10,283,396	0 8	420,415 6 1	

† Tax free.

LOAN LIABILITY TO THE COMMONWEALTH AS AT 30TH JUNE, 1945—continued.

Rate of Interest Payable. %	Due Dates upon which Loan is Repayable.		Loan.			Amount of Loan Outstanding.			Annual Interest.	Remarks.
	Earliest Date of Maturity.	Latest Date of Maturity.	Amount Raised.	Net Proceeds.	Paid off.	Repayable in Australia.	Repayable in London.	Repayable in New York.		
Current Loans—continued.			£ s. d.	£ s. d.	£ s. d.	£ s. d.	£ s. d.	£ s. d.	£ s. d.	
1	30 June, 1964	602,813 0 0	602,813 0 0	602,813 0 0	6,028 2 7	Debentures—Revenue Deficits.
1	30 June, 1965	629,940 0 0	629,940 0 0	629,940 0 0	6,299 8 0	„ „
5	1 Dec., 1945	1 Dec., 1965	14,500,000 0 0	13,865,217 16 1	445,000 0 0	14,055,000 0 0	702,750 0 0	Redeemable at Government option on or after 1st December, 1945, on giving 3 months' notice.
1	30 June, 1966	658,287 0 0	658,287 0 0	658,287 0 0	6,582 17 5	Debentures—Revenue Deficits.
	Total maturing, 1965-66 ...		15,158,287 0 0	14,523,504 16 1	445,000 0 0	658,287 0 0	14,055,000 0 0	709,332 17 5	
1	30 June, 1967	687,910 0 0	687,910 0 0	687,910 0 0	6,879 2 0	„ „
1	30 June, 1968	718,866 0 0	718,866 0 0	718,866 0 0	7,188 13 2	„ „
1	30 June, 1969	751,215 0 0	751,215 0 0	751,215 0 0	7,512 3 0	„ „
1	30 June, 1970	785,020 0 0	785,020 0 0	785,020 0 0	7,850 4 0	„ „
4	1 July, 1955	1 July, 1970	9,621,845 15 8	9,485,553 16 0	348,400 0 0	9,273,445 15 8	370,937 16 8	Redeemable at Government option on or after 1st July, 1955, on giving 3 months' notice.
1	30 June, 1971	820,345 0 0	820,345 0 0	820,345 0 0	8,203 9 0	Debentures—Revenue Deficits.
	Total maturing, 1970-71 ...		10,442,190 15 8	10,305,898 16 0	348,400 0 0	820,345 0 0	9,273,445 15 8	379,141 5 8	
1	30 June, 1972	857,261 0 0	857,261 0 0	857,261 0 0	8,572 12 2	„ „
1	30 June, 1973	895,837 0 0	895,837 0 0	895,837 0 0	8,958 7 5	„ „
1	30 June, 1974	936,150 0 0	936,150 0 0	936,150 0 0	9,361 10 0	„ „
1	30 June, 1975	978,277 0 0	978,277 0 0	978,277 0 0	9,782 15 5	„ „
5	1 July, 1945	1 July, 1975	3,212,000 0 0	3,097,118 12 1	2,339,497 12 1	872,502 7 11	43,625 2 5	Redeemable at Government option on or after 1st July, 1945, on giving 3 months' notice.
5	1 July, 1945	1 July, 1975	668,552 0 0	642,094 0 7	668,552 0 0*	33,427 12 0	„ „ Advances under Migration Agreement.
5	1 July, 1945	1 July, 1975	1,443,576 0 0	1,393,642 13 6	26,814 0 0	1,416,762 0 0	70,838 2 0	Advances in terms of Grafton-Kyogle to South Brisbane Railway Agreement Ratification Act, 1924.
1	30 June, 1976	1,022,299 0 0	1,022,299 0 0	1,022,299 0 0	10,222 19 10	Debentures—Revenue Deficits.
	Total maturing, 1975-76 ...		6,346,427 0 0	6,155,154 6 2	2,366,311 12 1	1,022,299 0 0	2,957,816 7 11	158,113 16 3	

* For details, see Public Accounts, 1943-44, page 195.

† Tax free.

LOAN LIABILITY TO THE COMMONWEALTH AS AT 30TH JUNE, 1945—continued.

Rate of Interest Payable. %	Due Dates upon which Loan is Repayable.		Loan.			Amount of Loan Outstanding.			Annual Interest.	Remarks.
	Earliest Date of Maturity.	Latest Date of Maturity.	Amount Raised.	Net Proceeds.	Paid off.	Repayable in Australia.	Repayable in London.	Repayable in New York.		
Current Loans—continued.			£ s. d.	£ s. d.	£ s. d.	£ s. d.	£ s. d.	£ s. d.	£ s. d.	
1	30 June, 1977	1,068,303 0 0	1,068,303 0 0	1,068,303 0 0	10,683 0 7	Debentures—Revenue Deficits.
1	30 June, 1978	1,116,377 0 0	1,116,377 0 0	1,116,377 0 0	11,163 15 5	„ „
1	30 June, 1979	1,166,614 0 0	1,166,614 0 0	1,166,614 0 0	11,666 2 10	„ „
1	30 June, 1980	1,219,111 0 0	1,219,111 0 0	1,219,111 0 0	12,191 2 2	„ „
1	30 June, 1981	1,273,972 0 0	1,273,972 0 0	1,273,972 0 0	12,739 14 5	„ „
1	30 June, 1982	1,331,300 0 0	1,331,300 0 0	1,331,300 0 0	13,313 0 0	„ „
1	30 June, 1983	1,008,702 0 0	1,008,702 0 0	1,008,702 0 0	10,087 0 5	„ „
3	5,019,421 15 6	5,018,955 10 9	200 0 0	5,019,221 15 6†	150,576 13 1	Redeemable at Government option on giving 12 months' notice.
2·325	645,602 14 2	645,542 14 10	645,602 14 2†	15,010 5 3	„ „ „
2·7125	285,941 18 8	285,915 7 7	93 0 0	285,848 18 8†	7,753 13 1	„ „ „
3	120,000 0 0	119,984 5 4	120,000 0 0†	3,600 0 0	Redeemable at Government option on giving 12 months' notice, Advances to Settlers Stock.
2·325	50 0 0	50 0 0	50 0 0†	1 3 3	„ „ „
3·1	362,806 10 7	362,772 16 8	362,806 10 7†	11,247 0 1	Interminable.
5	666,800 0 0	628,541 15 5	665,800 0 0	1,000 0 0	50 0 0	Permanent Debentures.
3·875	900 0 0	900 0 0	900 0 0†	34 17 6	„ „
TOTALS ... {			1,208,362,586 3 6	1,190,068,220 18 8	853,311,605 17 5	197,566,662 6 6	145,922,106 18 9	11,562,211 0 10	12,267,598 0 9*	
						£355,050,980 6 1 (a)				

† Tax free.

* Dissection of Annual Interest.

(a) See Dissection on page 173.

	£	s. d.
Australia	6,184,503	5 10
London	5,524,447	7 2
New York.....	558,647	7 9

Total 12,267,598 0 9*

See further dissections on page 172.

M. K. WEIR,
Under Secretary and Comptroller of Accounts.

The Treasury, New South Wales,
Sydney, 10th August, 1945.

W. R. A. KILPATRICK,
Accountant.

LOAN LIABILITY TO THE COMMONWEALTH AT 30TH JUNE, 1945.

Dissection of Annual Interest According to Dates and Rates Payable.

INTEREST DATES.

Due date of payment of Interest.	Annual Interest payable in—				
	Australia.	London.		New York.	Total.
		Westminster Bank Ltd.	Commonwealth Bank.		
1 Jan. and 1 July ...	£ s. d. 9,276 2 3	£ s. d. 1,759,341 16 2	£ s. d. 844,766 13 1	£ s. d.	£ s. d. 2,613,384 11 6
15 " " 15 " ...	180,335 8 0	180,335 8 0
1 Feb. " 1 Aug.	215,313 10 6	190,188 0 5	405,501 10 11
10 " " 10 " ...	176,941 14 8	176,941 14 8
14 " " 14 " ...	34 17 6	34 17 6
15 " " 15 " ...	782,731 5 5	782,731 5 5
20 " " 20 " ...	62 15 6	62 15 6
24 " " 24 " ...	62 15 6	62 15 6
28 " " 29 " ...	48 16 6	48 16 6
1 Mar. " 1 Sept. ...	55 16 0	55 16 0
11 " " 11 " ...	104 12 6	104 12 6
13 " " 13 " ...	38 7 3	38 7 3
15 " " 15 " ...	569,817 13 4	515,444 0 11	1,085,261 14 3
17 " " 17 " ...	69 15 0	69 15 0
27 " " 27 " ...	83 14 0	83 14 0
1 April " 1 Oct. ...	5,623 10 0	193,290 17 4	198,914 7 4
2 " " 2 " ...	132 10 6	132 10 6
15 " " 15 " ...	1,278,147 10 6	986,310 11 8	2,264,458 2 2
30 " " 30 " ...	48 16 6	48 16 6
30 " " 31 " ...	69 15 0	69 15 0
1 May " 1 Nov.	175,168 10 0	175,168 10 0
15 " " 15 " ...	1,931,974 1 8	1,931,974 1 8
1 June " 1 Dec.	702,750 0 0	134,016 15 0	836,766 15 0
14 " " 14 " ...	41 17 0	41 17 0
15 " " 15 " ...	953,735 19 1	182,483 14 5	1,136,219 13 6
28 " " 28 " ...	90 13 6	90 13 6
30 " " 31 " ...	258,588 0 0	258,588 0 0
Commonwealth Sterling Treasury Bills	6,148,116 7 2 36,386 18 8	2,462,091 16 2	2,878,335 5 7 184,020 5 5	558,647 7 9	12,047,190 16 8 220,407 4 1
TOTALS£	6,184,503 5 10	2,462,091 16 2	3,062,355 11 0	558,647 7 9	*12,267,598 0 9
		£5,524,447 7 2			

* See page 171.

INTEREST RATES.

Rate of Interest, per cent.	Annual Interest payable in—				
	Australia.	London.		New York.	Total.
		Westminster Bank Ltd.	Commonwealth Bank.		
£ s. d.	£ s. d.	£ s. d.	£ s. d.	£ s. d.	£ s. d.
5 5 0	938,201 5 0	938,201 5 0
5 0 0	702,800 0 0	147,890 16 5	383,478 17 9	1,234,169 14 2
4 10 0	175,168 10 0	175,168 10 0
4 0 0	1,258,327 9 1	411,335 16 10	748,221 8 4	2,417,884 14 3
3 17 6	894,933 3 9	894,933 3 9
3 15 0	607,420 17 6	285,286 4 5	892,707 1 11
3 12 6	69,998 15 0	69,998 15 0
3 10 0	409,754 14 4	761,971 16 5	1,171,726 10 9
3 9 9	955 11 6	955 11 6
3 7 6	308,538 2 3	308,538 2 3
3 5 0	1,895,567 17 11	1,895,567 17 11
3 2 6	62 10 0	62 10 0
3 2 0	14,688 2 6	14,688 2 6
3 0 0	367,162 11 1	934,965 0 0	1,302,127 11 1
2 15 0	21,642 10 0	21,642 10 0
2 14 3	7,904 16 1	7,904 16 1
2 10 0	427,314 12 0	427,314 12 0
2 6 6	15,011 8 6	15,011 8 6
2 5 0	36,386 18 8	184,020 5 5	220,407 4 1
1 0 0	258,588 0 0	258,588 0 0
TOTAL£	6,184,503 5 10	2,462,091 16 2	3,062,355 11 0	558,647 7 9	*12,267,598 0 9
		£5,524,447 7 2			

* See page 171.

M. K. WEIR,
Under Secretary and Comptroller of Accounts.

W. R. A. KILPATRICK,
Accountant.

The Treasury, New South Wales,
Sydney, 10th August, 1945.

LOAN LIABILITY TO THE COMMONWEALTH AT 30TH JUNE, 1945.

Dissection of Outstanding Loans According to Rates of Interest Payable.

Rate of Interest, per cent.	Amount of Loan Outstanding.			
	Repayable in Australia.	Repayable in London.	Repayable in New York.	Total.
£ s. d.	£ s. d.	£ s. d.	£ s. d.	£ s. d.
5 5 0	17,870,500 0 0	17,870,500 0 0
5 0 0	17,013,816 7 11	7,669,577 14 9	24,683,394 2 8
4 10 0	3,892,633 6 1	3,892,633 6 1
4 0 0	31,458,186 0 0	28,988,931 7 3	60,447,117 7 3
3 17 6	23,095,050 0 0	23,095,050 0 0
3 15 0	16,197,890 0 0	7,607,632 10 1	23,805,522 10 1
3 12 6	1,931,000 0 0	1,931,000 0 0
3 10 0	33,477,900 19 9	33,477,900 19 9
3 9 9	27,400 0 0	27,400 0 0
3 7 6	9,141,870 0 0	9,141,870 0 0
3 5 0	58,325,166 0 0	58,325,166 0 0
3 2 6	2,000 0 0	2,000 0 0
3 2 0	473,810 9 11	473,810 9 11
3 0 0	12,238,751 15 6	31,165,500 0 0	43,404,251 15 6
2 15 0	787,000 0 0	787,000 0 0
2 14 3	291,421 6 11	291,421 6 11
2 10 0	17,092,584 0 0	17,092,584 0 0
2 6 6	645,652 14 2	645,652 14 2
2 5 0	9,795,875 13 9	9,795,875 13 9
1 0 0	25,858,800 0 0	25,858,800 0 0
Matured	80 0 0	1,950 0 0	2,030 0 0
TOTAL £	197,566,662 6 6	145,922,106 18 9	11,562,211 0 10	*355,050,980 6 1

* see page 171.

M. K. WEIR,
Under Secretary and Comptroller of Accounts.

W. R. A. KILPATRICK,
Accountant.

The Treasury, New South Wales,
Sydney, 10th August, 1945.

Average Rate of Interest on Loan Moneys.

STATEMENT OF AVERAGE RATE OF INTEREST on Loan Moneys for each Financial Year from 1st July, 1900, to 30th June, 1945.

Financial Year.	Rate per annum.	Financial Year.	Rate per annum.
1900-01	3.66 per cent.	1923-24	5.1606 per cent.
1901-02	3.567 „	1924-25	5.01327 „
1902-03	3.552 „	1925-26	5.144 „
1903-04	3.565 „	1926-27	5.1312 „
1904-05	3.582 „	1927-28	5.12027 „
1905-06	3.51 „	1928-29	5.14062 „
1906-07	3.591 „	1929-30	5.17204 „
1907-08	3.652 „	1930-31	5.14421 „
1908-09	3.653 „	1931-32	4.85673 „
1909-10	3.535 „	1932-33	4.37804 „
1910-11	3.593 „	1933-34	4.12554 „
1911-12	3.597 „	1934-35	3.92041 „
1912-13	3.489 „	1935-36	3.81666 „
1913-14	3.6685 „	1936-37	3.70787 „
1914-15	3.6694 „	1937-38	3.66774 „
1915-16	3.7774 „	1938-39	3.67296 „
1916-17	4.0933 „	1939-40	3.67829 „
1917-18	4.1738 „	1940-41	3.66042 „
1918-19	4.35 „	1941-42	3.62519 „
1919-20	4.6863 „	1942-43	3.59375 „
1920-21	4.7608 „	1943-44	3.61055 „
1921-22	5.0635 „	1944-45	3.60326 „
1922-23	5.1606 „		

M. K. WEIR,
Under Secretary and Comptroller of Accounts.

W. R. A. KILPATRICK,
Accountant.

The Treasury, New South Wales,
Sydney, 10th August, 1945.

SINKING FUND.

ACCOUNT CURRENT

OF

CONTRIBUTIONS TO THE NATIONAL DEBT
SINKING FUND AND REPURCHASES AND
REDEMPTIONS

IN THE

YEAR ENDED 30TH JUNE, 1945.

SINKING

THE NATIONAL DEBT COMMISSION (COMMONWEALTH OF AUSTRALIA)

IN TERMS OF THE

Dr.

Account current of Contributions to the National Debt Sinking Fund and Repurchases

PARTICULARS.					AMOUNT.		TOTAL.																																	
To Contributions by Commonwealth of Australia for year ended 30th June, 1945:—					£ s. d.		£ s. d.																																	
2s. 6d. per £100 per annum of Net Debt (†£233,153,779 7s. 8d.) at 30 June, 1927, for one year					291,442 4 6																																			
5s. 0d. per £100 per annum of New Loans (*£141,118,665 10s. 9d.) raised 1 July, 1927, to 30 June, 1945:—																																								
<table><tr><th colspan="2">Loans.</th><th rowspan="2">Period for which Contribution is Payable.</th><th rowspan="2">Amount Payable.</th></tr><tr><th>Amount.</th><th>Period when Raised.</th></tr><tr><td>£ s. d. 135,904,493 14 4</td><td>1 July, 1927, to 30 June, 1944.</td><td>One year</td><td>£ s. d. 339,761 4 8</td></tr><tr><td>1,224,171 16 5</td><td>1 July, 1927, to 30 June, 1944.</td><td>Arrears to 30-6-44.</td><td>26,585 12 9</td></tr><tr><td>1,224,171 16 5</td><td>1 July, 1944, to 30 June, 1945.</td><td>One year</td><td>3,060 8 7</td></tr><tr><td>26,120,000 0 0</td><td>Do do</td><td>do</td><td>65,300 0 0</td></tr><tr><td>**Cr. 22,130,000 0 0</td><td>Do do</td><td>do</td><td>Cr. 55,325 0 0</td></tr></table>					Loans.		Period for which Contribution is Payable.	Amount Payable.	Amount.	Period when Raised.	£ s. d. 135,904,493 14 4	1 July, 1927, to 30 June, 1944.	One year	£ s. d. 339,761 4 8	1,224,171 16 5	1 July, 1927, to 30 June, 1944.	Arrears to 30-6-44.	26,585 12 9	1,224,171 16 5	1 July, 1944, to 30 June, 1945.	One year	3,060 8 7	26,120,000 0 0	Do do	do	65,300 0 0	**Cr. 22,130,000 0 0	Do do	do	Cr. 55,325 0 0	379,382 6 0									
Loans.		Period for which Contribution is Payable.	Amount Payable.																																					
Amount.	Period when Raised.																																							
£ s. d. 135,904,493 14 4	1 July, 1927, to 30 June, 1944.	One year	£ s. d. 339,761 4 8																																					
1,224,171 16 5	1 July, 1927, to 30 June, 1944.	Arrears to 30-6-44.	26,585 12 9																																					
1,224,171 16 5	1 July, 1944, to 30 June, 1945.	One year	3,060 8 7																																					
26,120,000 0 0	Do do	do	65,300 0 0																																					
**Cr. 22,130,000 0 0	Do do	do	Cr. 55,325 0 0																																					
„ Contributions by State of New South Wales for year ended 30 June, 1945:—							670,824 10 6																																	
5s. 0d. per £100 per annum of Net Debt (†£233,153,779 7s. 8d.) at 30 June, 1927, for one year...					582,884 8 11																																			
5s. 0d. per £100 per annum of New Loans (*£114,998,665 10s. 9d.) raised 1 July, 1927, to 30 June, 1945:—																																								
<table><tr><th colspan="2">Loans.</th><th rowspan="2">Period for which Contribution is Payable.</th><th rowspan="2">Amount Payable.</th></tr><tr><th>Amount.</th><th>Period when Raised.</th></tr><tr><td>£ s. d. 135,904,493 14 4</td><td>1 July 1927, to 30 June, 1944.</td><td>One year</td><td>£ s. d. 339,761 4 8</td></tr><tr><td>1,224,171 16 5</td><td>1 July, 1927, to 30 June, 1944.</td><td>Arrears to 30-6-44.</td><td>26,585 12 9</td></tr><tr><td>1,224,171 16 5</td><td>1 July, 1944, to 30 June, 1945.</td><td>One year</td><td>3,060 8 7</td></tr><tr><td>**Cr. 22,130,000 0 0</td><td>Do do</td><td>do</td><td>Cr. 55,325 0 0</td></tr></table>					Loans.		Period for which Contribution is Payable.	Amount Payable.	Amount.	Period when Raised.	£ s. d. 135,904,493 14 4	1 July 1927, to 30 June, 1944.	One year	£ s. d. 339,761 4 8	1,224,171 16 5	1 July, 1927, to 30 June, 1944.	Arrears to 30-6-44.	26,585 12 9	1,224,171 16 5	1 July, 1944, to 30 June, 1945.	One year	3,060 8 7	**Cr. 22,130,000 0 0	Do do	do	Cr. 55,325 0 0	314,082 6 0													
Loans.		Period for which Contribution is Payable.	Amount Payable.																																					
Amount.	Period when Raised.																																							
£ s. d. 135,904,493 14 4	1 July 1927, to 30 June, 1944.	One year	£ s. d. 339,761 4 8																																					
1,224,171 16 5	1 July, 1927, to 30 June, 1944.	Arrears to 30-6-44.	26,585 12 9																																					
1,224,171 16 5	1 July, 1944, to 30 June, 1945.	One year	3,060 8 7																																					
**Cr. 22,130,000 0 0	Do do	do	Cr. 55,325 0 0																																					
„ 15s. 0d. per centum per annum of Special Deficit Loans (£26,120,000) ...					195,900 0 0																																			
„ 4 per centum per annum of Loans (£7,611,912 13s. 5d.) raised to meet Revenue Deficiencies:—																																								
<table><tr><th rowspan="2">Year ended.</th><th colspan="2">Loans.</th><th rowspan="2">Period for which Contribution is Payable.</th><th rowspan="2">Amount Payable.</th></tr><tr><th>Amount.</th><th>Period when Raised.</th></tr><tr><td>30 June, 1928</td><td>£ s. d. 1,677,540 0 0</td><td>1 Jan., 1929, to 30 June, 1930</td><td>One year</td><td>£ s. d. 67,101 12 0</td></tr><tr><td>30 June, 1936</td><td>1,273,963 8 11</td><td>1 Jan., 1935 to 30 June, 1936</td><td>Do</td><td>50,958 10 9</td></tr><tr><td>30 June, 1939</td><td>1,653,826 5 8</td><td>1 Jan. to 30 June, 1939.</td><td>Do</td><td>66,153 1 0</td></tr><tr><td>30 June, 1940</td><td>2,149,601 19 8</td><td>1 Jan., 1940, to 30 June, 1941.</td><td>Do</td><td>85,984 1 7</td></tr><tr><td>30 June, 1941</td><td>856,980 19 2</td><td>1 Jan. to 30 June, 1941.</td><td>Do</td><td>34,279 4 9</td></tr></table>					Year ended.	Loans.		Period for which Contribution is Payable.	Amount Payable.	Amount.	Period when Raised.	30 June, 1928	£ s. d. 1,677,540 0 0	1 Jan., 1929, to 30 June, 1930	One year	£ s. d. 67,101 12 0	30 June, 1936	1,273,963 8 11	1 Jan., 1935 to 30 June, 1936	Do	50,958 10 9	30 June, 1939	1,653,826 5 8	1 Jan. to 30 June, 1939.	Do	66,153 1 0	30 June, 1940	2,149,601 19 8	1 Jan., 1940, to 30 June, 1941.	Do	85,984 1 7	30 June, 1941	856,980 19 2	1 Jan. to 30 June, 1941.	Do	34,279 4 9	304,476 10 1			
Year ended.	Loans.		Period for which Contribution is Payable.	Amount Payable.																																				
	Amount.	Period when Raised.																																						
30 June, 1928	£ s. d. 1,677,540 0 0	1 Jan., 1929, to 30 June, 1930	One year	£ s. d. 67,101 12 0																																				
30 June, 1936	1,273,963 8 11	1 Jan., 1935 to 30 June, 1936	Do	50,958 10 9																																				
30 June, 1939	1,653,826 5 8	1 Jan. to 30 June, 1939.	Do	66,153 1 0																																				
30 June, 1940	2,149,601 19 8	1 Jan., 1940, to 30 June, 1941.	Do	85,984 1 7																																				
30 June, 1941	856,980 19 2	1 Jan. to 30 June, 1941.	Do	34,279 4 9																																				
„ Additional Contributions in respect of Loans (£583,164 17s. 10d.) raised for wasting assets:—																																								
<table><tr><th colspan="2">Loans.</th><th rowspan="2">Period for which Contribution is Payable.</th><th rowspan="2">Amount Payable.</th></tr><tr><th>Amount.</th><th>Period when Raised.</th></tr><tr><td>£ s. d. 300,000 0 0</td><td>1 July, 1936, to 30 June, 1937</td><td>One Year</td><td>£ s. d. 22,585 4 10</td></tr><tr><td>194,952 5 4</td><td>1 July, 1937, to 30 June, 1938</td><td>Do</td><td>1,649 11 4</td></tr><tr><td>88,212 12 6</td><td>1 July, 1938, to 30 June, 1939</td><td>Do</td><td>746 8 0</td></tr></table>					Loans.		Period for which Contribution is Payable.	Amount Payable.	Amount.	Period when Raised.	£ s. d. 300,000 0 0	1 July, 1936, to 30 June, 1937	One Year	£ s. d. 22,585 4 10	194,952 5 4	1 July, 1937, to 30 June, 1938	Do	1,649 11 4	88,212 12 6	1 July, 1938, to 30 June, 1939	Do	746 8 0	24,981 4 2																	
Loans.		Period for which Contribution is Payable.	Amount Payable.																																					
Amount.	Period when Raised.																																							
£ s. d. 300,000 0 0	1 July, 1936, to 30 June, 1937	One Year	£ s. d. 22,585 4 10																																					
194,952 5 4	1 July, 1937, to 30 June, 1938	Do	1,649 11 4																																					
88,212 12 6	1 July, 1938, to 30 June, 1939	Do	746 8 0																																					
„ 4½ per centum per annum of the Face Value of Cancelled Securities (£31,560,185 13s. 11d.)					1,361,771 18 1																																			
„ Contributions to reimburse the National Debt Sinking Fund for moneys provided to meet discount on conversion loans					159,915 19 4		\$2,944,012 6 7																																	
„ 2½ per centum per annum Contributions under the Federal Aid Roads Act in respect of New South Wales Loan Expenditure (£914,500) for period 1 July, 1927, to 30 June, 1931—							3,614,836 17 1																																	
Paid to 31 December, 1944.....							22,862 10 0																																	
„ Interest received from New South Wales in respect of Repurchased Securities from date of Purchase to Date of Cancellation of the Securities							1,332 12 10																																	
„ Proportion of interest on Temporary Investments of New South Wales Funds in London							60 19 5																																	
„ Proportion of Interest due in respect of the Temporary Investment in Australia of the General Balance held on behalf of the States.....							2,669 7 3																																	
TOTAL					£		3,641,762 6 7																																	
„ Balance on 30th June, 1944							1,354,968 14 11																																	
TOTAL					£		4,996,731 1 6																																	

† Excludes £934,722 0s. 0d. written off as at 30th June, 1927, in terms of the Financial Agreement (Returned Soldiers Settlement) Ratification Act No. 1, 1935.
 * Treasury Bills taken into account. ** Excess of retirements over issues of Treasury Bills during the period 1st July, 1944, to 30th June, 1945, and taken into account as at 30th June, 1945.
 § For statement of Distribution of Sinking Fund Contributions see page 178.

FUND.

IN ACCOUNT WITH THE STATE OF NEW SOUTH WALES.

FINANCIAL AGREEMENT.

and Redemptions made therefrom during the year ended 30th June, 1945.

Cr.

PARTICULARS.				FACE VALUE.		NET COST.	
				£	s. d.	£	s. d.
By Repurchases and Redemptions during the year ended 30th June, 1945:—							
Where Raised.	Security.	Rate of Interest.	Date of Maturity.				
London ...	Commonwealth Registered Stock and Debentures	3 per cent.	1st October, 1944	1,595,377	5 8	2,000,204	5 4
Total—London				£	1,595,377 5 8	††	2,000,204 5 4
Where Raised.	Security.	Rate of Interest.	Date of Maturity.				
New York...	Gold Bonds	5 per cent.	1 February, 1957	58,358	3 3	87,951	12 2
"	"	5 "	1 April, 1958	48,494	16 3	73,169	5 0
Total—New York				£	106,852 19 6	††	161,120 17 2
Where Raised.	Security.	Rate of Interest.	Date of Maturity.				
Australia ...	Australian Consolidated Inscribed Stock	3·4875 per cent.	14 August, 1944 ...	500	0 0	500	0 0
"	"	3·4875 "	29 August, 1944 ...	700	0 0	700	0 0
"	"	3 "	15 October, 1944 ...	16,500	0 0	16,500	0 0
"	"	4 "	15 October, 1944 ...	263,502	0 0	263,502	0 0
"	Commonwealth Treasury Bills	1½ "	31 December, 1944	1,970,000	0 0	1,970,000	0 0
"	Australian Consolidated Inscribed Stock	3·1 "	1 January, 1945 ...	1,600	0 0	1,600	0 0
"	Commonwealth Government Debentures	1 "	30 June, 1945	261,200	0 0	261,200	0 0
Total				£	2,514,002 0 0		2,514,002 0 0
Where Raised.	Security.	Rate of Interest.	Date of Maturity.				
Australia ...	Commonwealth Government Inscribed Stock and Bonds	3½ per cent.	15 November, 1958	159,980	0 0	159,903	15 11
Total—Repurchases in respect of Discount on Conversion Loans				£	159,980 0 0		159,903 15 11
Total—Australia				£	2,673,982 0 0		2,673,905 15 11
Total Repurchases and Redemptions				£	4,376,212 5 2		4,835,230 18 5
„ Balance on 30th June, 1945				£	†† 161,500 3 1		
TOTAL				£	4,996,731 1 6		

†† Expressed in £'s Australian.

SINKING FUND—continued.

STATEMENT OF DISTRIBUTION OF CONTRIBUTIONS during the Year ended 30th June, 1945.

PARTICULARS.	Contributions Paid.					
	On account of				Total.	
	Current Year.		Previous Years.			
	£	s. d.	£	s. d.	£	s. d.
State's Contribution—						
In terms of the Financial Agreement	2,944,012	6 7		2,944,012	6 7
Gross Sinking Fund paid during the year ended 30th June, 1945....£	2,944,012	6 7		2,944,012	6 7
Deduct—						
Proportion borne by Statutory Bodies and Recoupments from Other Sources—						
Commissioner for Railways—						
Railways	1,152,000	0 0		1,152,000	0 0
Commissioner for Road Transport and Tramways—						
Metropolitan Tramways	49,200	0 0	1,253	13 7	50,453	13 7
Metropolitan Motor Omnibus Services	1,440	0 0	18	3 10	1,458	3 10
Newcastle and District Tramways.....	6,040	0 0	225	11 8	6,265	11 8
Newcastle and District Motor Omnibus Services	320	0 0	6	2 5	326	2 5
Maritime Services Board of New South Wales—						
Sydney Harbour Services	86,399	10 10		86,399	10 10
Commissioner for Main Roads—						
Main Roads Department	51,200	0 0	3,928	16 4	55,128	16 4
Closer Settlement Fund	85,000	0 0	4,639	19 10	89,639	19 10
State Coal Mine, Lithgow	2,040	0 0	1,007	5 10	3,047	5 10
Southern Electricity Supply	13,500	0 0	1,342	3 11	14,842	3 11
N.S.W. Government Engineering and Shipbuilding Undertaking		336	5 5	336	5 5
Metropolitan Water, Sewerage, and Drainage Board	92,000	0 0	3,858	2 4	95,858	2 4
Hunter District Water Board.....	22,400	0 0	466	8 5	22,866	8 5
Junee Water Supply	1,559	17 0		1,559	17 0
Country Towns Sewerage and Water Supply Works	2,500	0 0	358	13 9	2,858	13 9
Water and Drainage Trusts	700	0 0	32	15 11	732	15 11
	£ 1,566,299	7 10	17,474	3 3	1,583,773	11 1
Net Sinking Fund charged to the Consolidated Revenue Fund, 1944-45.....£	1,377,712	18 9†	Cr. 17,474	3 3	1,360,238	15 6

† See pages 3, 30, and 81.

M. K. WEIR,
Under-Secretary and Comptroller of Accounts.W. R. A. KILPATRICK,
Accountant.The Treasury, New South Wales,
Sydney, 10th August, 1945.

SINKING FUND.

STATEMENT

OF

CONTRIBUTIONS TO THE NATIONAL DEBT
SINKING FUND AND REPURCHASES AND
REDEMPTIONS

TO 30TH JUNE, 1945.

SINKING
STATEMENT OF CONTRIBUTIONS TO THE NATIONAL DEBT SINKING FUND AND
IN TERMS OF THE

PARTICULARS.	AMOUNT.		TOTAL.	
	£	s. d.	£	s. d.
Contributions by Commonwealth of Australia :—				
2s. 6d. per £100 per annum of net Debt (†£233,153,779 7s. 8d.) at 30th June, 1927	5,254,138	17 0		
5s. 0d. per £100 per annum of New Loans (*£141,118,665 10s. 9d.) raised 1st July, 1927, to 30th June, 1945	4,426,231	0 9		
			9,680,369	17 9
Contributions by State of New South Wales :—				
Contributions in terms of Grafton-Kyogle to South Brisbane Railway Agreement Ratification Act No. 20, 1924	1,796	18 5		
5s. 0d. per £100 per annum of Net Debt (†£233,153,779 7s. 8d.) at 30th June, 1927	9,923,056	8 1		
5s. 0d. per £100 per annum of New Loans (*£114,998,665 10s. 9d.) raised 1st July, 1927, to 30th June, 1945	4,357,229	4 0		
15s. 0d. per centum per annum of Special Deficit Loans (£26,120,000 0s. 0d.)	195,900	0 0		
4 per centum per annum of Loans (£7,611,912 13s. 5d.) raised to meet Revenue Deficiencies	2,464,040	10 10		
Additional contributions in respect of Loans raised for Wasting Assets	208,614	1 3		
4½ per centum per annum of the Face Value of Cancelled Securities (£31,560,185 13s. 11d.)	9,859,850	4 8		
Contributions to reimburse the National Debt Sinking Fund for moneys provided to meet discount on conversion loans	539,268	8 8		
			£27,549,755	15 11
Contributions under the Federal Aid Roads Act in respect of New South Wales Loan Expenditure (£914,500) for period 1st July, 1927, to 30th June, 1931 :—				
3 per centum per annum to 30th June, 1937	240,066	19 3		
2½ per centum per annum for period 1st July, 1937, to 31st December, 1944	171,468	15 0		
			411,535	14 3
Proportion of Interest on Temporary Investments of New South Wales Funds in London			36,344	11 7
Proportion of Interest due in respect of the Temporary Investments in Australia of the General Balance held on behalf of the States... ..			119,905	13 4
Interest received from New South Wales in respect of Repurchased Securities from date of purchase to date of cancellation of Securities... ..			87,536	1 1
Interest accrued on Contributions in terms of Grafton-Kyogle to South Brisbane Railway Agreement Ratification Act No. 20, 1924			74	3 7
Total			£ 37,885,521	17 6

†Excludes £934,722 written off as at 30th June, 1927, in terms of the Financial Agreement (Returned Soldiers' Settlement) Ratification Act No. 1, 1935.
*Treasury Bills taken into account. §For statement of distribution of Sinking Fund Contributions, see page 182.

FUND.

REPURCHASES AND REDEMPTIONS MADE THEREFROM TO 30TH JUNE, 1945.
FINANCIAL AGREEMENT.

PARTICULARS.	FACE VALUE.		NET COST.	
	£	s. d.	£	s. d.
Repurchases and Redemptions of Securities raised in London :—				
Total to 30th June, 1944, vide page 207 of Public Accounts, 1943-44	14,597,597	3 9	15,547,736	13 6
Year ended 30th June, 1945—Commonwealth Registered Stock and Bonds	1,595,377	5 8	2,000,204	5 4
Total—London	£16,192,974	9 5	£17,547,940	18 10
Repurchases and Redemptions of Securities raised in New York :—				
Total to 30th June, 1944, vide page 207 of Public Accounts, 1943-44	2,560,875	7 4	2,639,367	14 7
Year ended 30th June, 1945—New South Wales Gold Bonds	106,852	19 6	161,120	17 2
Total—New York	£2,667,728	6 10	£2,800,488	11 9
Repurchases and Redemptions of Securities raised in Australia :—				
Total to 30th June, 1944, vide page 209 of Public Accounts, 1943-44	12,155,480	17 8	12,190,158	5 4
Year ended 30th June, 1945 :				
Australian Consolidated Inscribed Stock	282,802	0 0	282,802	0 0
Commonwealth Government Debentures	261,200	0 0	261,200	0 0
Commonwealth Treasury Bills	1,970,000	0 0	1,970,000	0 0
Total	£14,669,482	17 8	£14,704,160	5 4
Repurchases and Redemptions of Securities raised to meet discount on Conversion Loans :—				
Total to 30th June, 1944, vide page 211 of Public Accounts, 1943-44	378,160	0 0	378,075	11 10
Year ended 30th June, 1945—Commonwealth Government Inscribed Stock and Bonds	159,980	0 0	159,903	15 11
Total	£538,140	0 0	£537,979	7 9
Total—Australia	£15,207,622	17 8	£15,242,139	13 1
Total—Repurchases and Redemption	£34,068,325	13 11	£35,590,569	3 8
Exchange on Remittances in connection with Repurchases Overseas to 30th June, 1939			£2,133,452	10 9
Total			£37,724,021	14 5
Balance on 30th June, 1945			£161,500	3 1
Total			£37,885,521	17 6

*Net cost of Repurchases and Redemptions in London and New York until 30th June, 1939, shown in sterling. Subsequent repurchases shown in Australian currency.

SINKING FUND—*continued.*

STATEMENT OF DISTRIBUTION OF CONTRIBUTIONS to 30th June, 1945.

PARTICULARS.		CONTRIBUTIONS PAID.		
		£	s.	d.
Contributions by State of New South Wales :—				
In Terms of the Financial Agreement		27,549,755	15	11
Gross Sinking Fund paid to 30th June, 1945		£ 27,549,755	15	11
Deduct :—		£	s.	d.
Proportion borne by Statutory Bodies and Recoupments from other Sources—				
*Southern Electricity Supply		117,287	15	2
Closer Settlement Fund		953,095	18	6
Commissioner for Railways		5,978,569	0	0
Country Towns Sewerage and Water Supply Works		153,097	17	8
Government Tourist Bureau.....		797	8	2
Hunter District Water Board		135,923	18	0
Hunter District Water Supply and Sewerage Board		164,152	4	3
Junee Water Supply Scheme		6,720	17	4
Main Roads Department		451,210	6	5
Maritime Services Board—Sydney Harbour Services		933,486	4	11
Metropolitan Meat Industry Commissioner		46,113	17	3
New South Wales Government Tramways		69,265	0	0
Commissioner for Road Transport and Tramways—				
Metropolitan Tramways		517,915	12	3
Metropolitan Omnibus Services		9,407	19	7
Newcastle and District Tramways		61,630	18	2
Newcastle and District Motor Omnibus Services		2,043	13	8
Metropolitan Water, Sewerage and Drainage Board		1,368,431	12	9
State Coal Mine, Lithgow		18,989	17	4
State Metal Quarries		2,233	1	2
Sydney Harbour Bridge.....		338,438	12	3
Water and Drainage Trusts		13,654	12	5
Unemployment Relief Fund—On account of Remission of Capital Debt Charges—				
Metropolitan Water, Sewerage, and Drainage Board		111,712	0	1
Hunter District Water Board.....		15,977	9	4
Unemployment Relief Fund—On account of Loans raised for relief of unemployment		203,584	0	0
South-West Tablelands Water Supply Scheme		13,922	5	7
N.S.W. Government Engineering and Shipbuilding Undertaking ...		336	5	5
		£ 11,687,998	7	8
Consolidated Revenue Fund—				
Minister for Social Services—On account of Remission of Capital Debt Charges—		£	s.	d.
Metropolitan Water, Sewerage and Drainage Board		77,124	15	11
Hunter District Water Board		2,200	0	0
		79,324	15	11
				11,767,323 3 7
Net Sinking Fund Charges to 30th June, 1945		£ 15,782,432	12	4

* Includes amount paid by Burrinjuck Hydro-electric Scheme now incorporated in Southern Electricity Supply.

M. K. WEIR,
Under Secretary and Comptroller of Accounts.

W. R. A. KILPATRICK,
Accountant.

The Treasury, New South Wales,
Sydney, 10th August, 1945.

BALANCE STATEMENT
SHOWING THE LEDGER BALANCES
AND THE
DISTRIBUTION INTO CASH AND SECURITIES
ON 30TH JUNE, 1945.

BALANCE

Showing the LEDGER BALANCES on the various Accounts of the Government of New South

Reference.		HEAD OF ACCOUNT.	Dr. or Cr.	BALANCES ON 30TH JUNE, 1945.	
No.	Page.			£ s. d.	£ s. d.
1	3	Consolidated Revenue Account	Cr.	1,091,319 2 1	
2	108	Special Deposits Account	Cr.	27,329,106 19 4	
3	110	Special Accounts—			
		Colonial Treasurer's Master in Equity Account	"	101,485 11 2	
		Colonial Treasurer's Master in Lunacy Account	"	32,524 7 11	
		Colonial Treasurer's Public Trustee Account	"	330,673 10 1	
		Colonial Treasurer's Prothonotary Account	"	16,129 3 6	
		Total, Special Accounts	£ "	480,812 12 8	
		Credit Balances—carried forward	£ Cr.	28,901,238 14 1	

STATEMENT.

Wales on the 30th June, 1945, and the distribution of the same into Cash and Securities.

DISTRIBUTION.	CASH.		SECURITIES.		TOTAL.	
	£	s. d.	£	s. d.	£	s. d.
Consolidated Revenue Account—						
With Commercial Banking Company of Sydney, Limited	£	s. d.				
With Bank of New South Wales	Cr. 4,996,325 8 8					
	Dr. 3,905,006 6 7					
	1,091,319 2 1				1,091,319 2 1	
Special Deposits Account—						
With Bank of New South Wales	Cr. 16,587,917 5 0					
With Commercial Banking Company of Sydney, Limited	Dr. 120,960 18 7					
	16,466,956 6 5					
Treasury Chest—						
Treasury Fire Risks Account—						
Australian Consolidated Inscribed Stock			145,000 0 0			
(Face value of Stock, £146,590.)						
Treasury Guarantee Fund—General Reserve Account—						
Australian Consolidated Inscribed Stock			37,216 9 5			
(Face value of Stock, £37,560.)						
Government Insurance Office of New South Wales—						
Australian Consolidated Inscribed Stock			1,026,912 6 6			
(Face value of Stock, £1,037,880.)						
State Debt Commissioners—						
Australian Consolidated Inscribed Stock—						
On Account of Permanent Trustee Company of New South Wales, Ltd.			20,000 0 0			
On Account of Perpetual Trustee Company, Ltd.			20,000 0 0			
" " " Bankruptcy Unclaimed Dividend Fund			11,000 0 0			
The Union Trustee Company of Australia, Ltd.—						
Australian Consolidated Inscribed Stock			20,000 0 0			
The Trustees, Executors and Agency Company, Ltd.—						
Australian Consolidated Inscribed Stock			20,110 0 0			
Elder's Trustee and Executor Co., Ltd.—						
Australian Consolidated Inscribed Stock			20,710 0 0			
Executor, Trustee and Agency Co. of South Australia, Ltd.—						
Australian Consolidated Inscribed Stock			20,050 0 0			
Burns Philp Trust Company Ltd.—						
Australian Consolidated Inscribed Stock			25,000 0 0			
New South Wales Government Engineering and Shipbuilding Undertaking—Depreciation Reserve Account			20,000 0 0			
South West Tablelands Water Supply—Renewal Reserve Account			53,000 0 0			
Port Kembla Haulage and Shipment—Renewal Reserve Account			25,000 0 0			
Junee Water Supply Renewal Reserve Account			10,000 0 0			
Southern Electricity Supply Depreciation—Reserve Account—						
Australian Consolidated Inscribed Stock			764,537 10 0			
(Face value of Stock, £766,000.)						
State of New South Wales Debenture Deposit Account			7,960,000 0 0			
Deposits on Tenders—Various Departments			52,210 0 0			
Workers' Compensation Act No. 15, 1926—Security Deposits Account (Face value, £534,830.)			534,758 16 0			
Miscellaneous			76,645 11 0			
Total, Special Deposits Account—Cash and Securities	£	16,466,956 6 5	10,862,150 12 11		27,329,106 19 4	
Special Accounts—						
With Bank of New South Wales—						
Colonial Treasurer's Master in Equity Account		101,485 11 2				
Colonial Treasurer's Master in Lunacy Account		32,524 7 11				
Colonial Treasurer's Public Trustee Account		330,673 10 1				
Colonial Treasurer's Prothonotary Account		16,129 3 6				
Total, Special Accounts	£	480,812 12 8			480,812 12 8	
Credit Balances—Cash and Securities—carried forward	£	18,039,088 1 2	10,862,150 12 11		28,901,238 14 1	

BALANCE

Showing the LEDGER BALANCES on the various Accounts of the Government of New South


Reference.		HEAD OF ACCOUNT.	Dr. or Cr.	BALANCES ON 30TH JUNE, 1945.			
No.	Page.			£ s. d.		£ s. d.	
		Credit Balances—brought forward	£ Cr.		28,901,238 14 1	
4	113	Closer Settlement Account	„	6,782 10 11			
7	153	Government Railways Fund	„	8,625,161 12 7			
7	153	State Transport (Co-ordination) Fund	„	33,826 10 7			
7	153	Metropolitan Transport Trust General Fund	„	859,606 10 5			
7	153	Road Transport and Traffic Fund	„	3,585 0 0			
7	153	Newcastle and District Transport Trust General Fund	„	83,736 12 10			
7	153	Sydney Harbour Trust Fund	„	1,604,309 7 4			
8	156	Miners' Accident Relief (Repeal) Act, No. 46, 1916	„	77,000 0 0			
						11,294,008 4 8	
		Total Credit Balances	£ Cr.		40,195,246 18 9	
		Less Debit Balances—					
5	136	General Loan Account	Dr.	3,433,168 14 8			
6	152	Loans Expenditure Suspense Account	„	1,740 7 2			
		Debit Balances carried forward	£ Dr.	3,434,909 1 10		
		Credit Balances carried forward	£ Cr.		40,195,246 18 9	

STATEMENT—contd.

Wales on the 30th June, 1945, and distribution of the same into Cash and Securities—contd.

DISTRIBUTION.	CASH.			SECURITIES.			TOTAL.		
	£	s.	d.	£	s.	d.	£	s.	d.
Credit Balances—Cash and Securities—brought forward £	18,039,088	1	2	10,862,150	12	11	28,901,238	14	1
Closer Settlement Account— With Commercial Banking Company of Sydney, Limited	6,782	10	11			6,782	10	11
Government Railways Fund— With Bank of New South Wales	8,625,161	12	7			8,625,161	12	7
State Transport (Co-ordination) Fund— With Bank of New South Wales	33,826	10	7			33,826	10	7
Metropolitan Transport Trust General Fund— With Bank of New South Wales	859,606	10	5			859,606	10	5
Road Transport and Traffic Fund— With Bank of New South Wales	3,585	0	0			3,585	0	0
Newcastle and District Transport Trust General Fund— With Bank of New South Wales	83,736	12	10			83,736	12	10
Sydney Harbour Trust Fund— With Bank of New South Wales	1,604,309	7	4			1,604,309	7	4
Miners' Accident Relief (Repeal) Act, No. 46, 1916			77,000	0	0	77,000	0	0
Total Credit Balances	£ 29,256,096	5	10	10,939,150	12	11	40,195,246	18	9
Less Debit Balances—									
General Loan Account— With Commercial Banking Co. of Sydney, Ltd. With Bank of New South Wales	£	s.	d.						
				Dr. 2,841,104	12	7			
				Dr. 592,064	2	1			
	3,433,168	14	8			3,433,168	14	8
Loans Expenditure Suspense Account— With Bank of New South Wales	1,740	7	2			1,740	7	2
Debit Balances carried forward	£ 3,434,909	1	10			3,434,909	1	10
Credit Balances carried forward	£ 29,256,096	5	10	10,939,150	12	11	40,195,246	18	9

Showing the LEDGER BALANCES on the various Accounts of the Government of New South

Reference.		HEAD OF ACCOUNT.	Dr. or Cr.	BALANCES ON 30TH JUNE, 1945.	
No.	Page.			£	s. d.
		Credit Balances brought forward £	<i>Cr.</i>	40,195,246 18 9
		Debit Balances brought forward £	<i>Dr.</i>	3,434,909 1 10	
...	155	Advances for Departmental Working Accounts and other Purposes, and Advances to be recovered	"	8,901,183 4 11	
8	156	Metropolitan Water, Sewerage and Drainage Board Advance Account, Act No. 50, 1924	"	4,717,919 18 11	
8	156	Colonial Treasurer's Investment Account	"	21,496 1 0	
8	156	State of New South Wales Debenture Deposit Account	"	7,960,000 0 0	
				25,035,508 6 8	
		Add Amounts not transferred to the Treasurer's Public Accounts (Details see page 190)	"	178,885 18 10	25,214,394 5 6
					
		Grand Total £	<i>Cr.</i>	14,980,852 13 3

M. K. WEIR,
Under Secretary and Comptroller of Accounts.

W. R. A. KILPATRICK,
Accountant.

The Treasury, New South Wales,
Sydney, 10th August, 1945.

STATEMENT—continued.

Wales on the 30th June, 1945, and distribution of the same into Cash and Securities—*contd.*

DISTRIBUTION.				CASH.		SECURITIES.		TOTAL.	
				£	s. d.	£	s. d.	£	s. d.
Credit Balances brought forward	£	29,256,096	5 10	10,939,150	12 11	40,195,246	18 9
Debit Balances brought forward	£	3,434,909	1 10		3,434,909	1 10
Advances for Departmental Working Accounts and other Purposes, and Advances to be recovered—									
			£	s. d.					
With Bank of New South Wales	Dr. 7,692,558	14	9						
With Commercial Banking Company of Sydney, Limited	Dr. 1,208,624	10	2						
				8,901,183	4 11		8,901,183	4 11
Metropolitan Water, Sewerage, and Drainage Board Advance Account, Act No. 50, 1924—									
With Bank of New South Wales	4,717,919	18 11		4,717,919	18 11
Colonial Treasurer's Investment Account—									
With Bank of New South Wales	21,496	1 0		21,496	1 0
State of New South Wales Debenture Deposit Account—									
With Bank of New South Wales...	7,960,000	0 0		7,960,000	0 0
London Remittance Account—									
With Bank of New South Wales...	1,891,224	13 6		1,891,224	13 6
Total Debit Balances	£	26,926,733	0 2		26,926,733	0 2
Net Credit Balances	£	2,329,363	5 8	10,939,150	12 11	13,268,513	18 7
Deduct—									
Amounts not transferred to the Treasurer's Public Accounts. (Details see page 190.)									
			£	s. d.					
With Bank of New South Wales...	178,521	13	8						
With Commercial Banking Company of Sydney, Limited	...	364	5 2						
				Dr. 178,885	18 10		Dr. 178,885	18 10
Total, Sydney, Net Credit Balances—Cash and Securities				£	Cr. 2,150,477 6 10	Cr. 10,939,150 12 11		Cr. 13,089,627 19 9	
London Bank Account adjusted in Treasury Books to 30th April, 1945									
			£	s. d.					
	Cr.	26,224	13 6						
Add Remittances in transit	...	1,865,000	0 0						
				Cr. 1,891,224	13 6		Cr. 1,891,224	13 6
Grand Totals				Cr. 4,041,702 0 4	Cr. 10,939,150 12 11	Cr. 14,980,852 13 3			

J. M. BADDELEY,
Acting Treasurer.

I HEREBY CERTIFY that the ledger balances above shown were, on 30th June, 1945, represented by the cash and securities detailed in the foregoing statement, allowance being made for unpresented cheques at that date.

Given under my hand this 21st day of September, 1945.

E. H. SWIFT,
Auditor General.

MEMORANDUM of PAYMENTS made to 30th June, 1945, by the Bank of New South Wales, on account of the Government of New South Wales, not yet transferred to the Treasurer's Public Accounts, viz. :—

SERVICE.	Amount.	Total.
	£ s. d.	£ s. d.
Colonial Treasurer's Unpaid Cheque Account	507 7 7	
Treasurer's Exchange Account	519 13 7	
Forestry Commission—Drawing Account	27,033 6 3	
Director of State Lotteries—Drawing Account	5,058 3 10	
Main Roads Board—Drawing Account	29,137 8 2	
Department of Public Works—Drawing Account	71,093 7 6	
Interest on Sydney Hospital Overdraft Account	3 7 0	
Interest on Sydney Hospital Special Secured Account, No. 2	1,488 8 7	
Water Conservation and Irrigation Commission—Drawing Account	35,568 7 9	
State Dockyard—Drawing Account	3,690 19 5	
Department of Lands—Drawing Account	21 5 7	
The Auditor General's Drawing Account	640 0 0	
Public Trustee—Drawing Account	3,212 14 11	
C. H. Hunt—Letter of Credit Account	250 2 9	
A. R. Penfold—Letter of Credit Account	297 0 9	
Total (See page 189)	£ 178,521 13 8	

MEMORANDUM of PAYMENTS made to 30th June, 1945, by the Commercial Banking Company of Sydney, Limited, on account of the Government of New South Wales, not yet transferred to the Treasurer's Public Accounts, viz. :—

SERVICE.	Amount.	Total.
	£ s. d.	£ s. d.
Colonial Treasurer's Unpaid Cheque Account	19 15 0	
Sheriff—Drawing Account	206 18 1	
Department of Attorney General and Justice—Drawing Account	137 12 1	
Total (See page 189)	£ 364 5 2	

SUMMARY.

	£ s. d.	£ s. d.
Bank of New South Wales	178,521 13 8	
Commercial Banking Company of Sydney, Limited	364 5 2	
Grand Total (See pages 188 and 189)	£ 178,885 18 10	

M. K. WEIR,
Under Secretary and Comptroller of Accounts.

W. R. A. KILPATRICK,
Accountant.

J. M. BADDELEY,
Acting Treasurer.

The Treasury, New South Wales
Sydney, 10th August, 1945.

**STATEMENT OF
LOANS RAISED BY INSTITUTIONS.
GUARANTEED BY THE GOVERNMENT OF THE STATE OF NEW SOUTH WALES,
AND OUTSTANDING AS AT 30TH JUNE, 1945.**

Borrower.	Particulars of Loans.							Authority or Guarantee.
	Place of Issue.	Dates of Issue.	Amount of Issue.	Price of Issue per cent.	Rate of Interest.	Dates of Maturity.	Amount Outstanding as at 30th June, 1945.	
			£ s. d.	£			£ s. d.	
Bega Valley County Council	Sydney	14 October, 1940 ...	50,000 0 0	100	3½	14 Oct., 1951	48,579 5 1	Local Govt. (Amendment) Act, No. 33, 1939. Executive Council Minute.
Board of Fire Commissioners of New South Wales.	"	1 December, 1928	50,000 0 0	100	5½	1 Dec., 1948	10,000 0 0	
"	"	1 September, 1937	50,000 0 0	100	4½	1 Sept., 1957	32,500 0 0	
							£ 42,500 0 0	
Broken Hill Water Board...	"	19 Dec., 1939, to 19 June, 1940.	200,000 0 0	100	4½	19 Dec., 1979	187,192 17 6	Broken Hill Water and Sewerage Act, No. 20, 1938.
"	"	20 November, 1940	25,000 0 0	100	4½	20 Nov., 1950	24,044 19 7	
"	"	16 September, 1941	32,000 0 0	100	3½	16 Sept., 1951	31,005 1 9	
"	"	1 October, 1943 ...	17,000 0 0	100	3½	1 Oct., 1953	16,706 12 2	
"	"	1 October, 1943...	8,000 0 0	100	3½	1 Oct., 1953	7,861 18 9	
"	"	5 February, 1945	20,000 0 0	100	3½	5 Feb., 1955	20,000 0 0	
							£ 286,811 9 9	
Clarence River County Council.	"	26 Aug., 1936, to 26 April, 1937.	90,000 0 0	100	4½	26 April, 1962	70,663 15 1	Local Govt. (Amendment) Act, No. 10, 1937.
"	"	30 April to 30 Aug., 1937.	50,000 0 0	100	4½	30 Aug., 1962	40,169 19 6	
							£ 110,833 14 7	
Hospitals—								Public Hospitals Act, 1929-40.
Albury District	"	24 June, 1937, to 23 May, 1938.	11,500 0 0	100	4½	24 May, 1958	8,758 18 4	
"	"	25 Nov., 1938, to 1 Jan., 1939.	11,500 0 0	100	4½	1 June, 1958	8,515 7 10	"
Armidale and New England.	"	9 May to 1 Sept., 1938.	20,000 0 0	100	4½	1 Nov., 1958	15,232 17 5	"
"	"	1 June, 1944, to 1 May, 1945.	25,000 0 0	100	3½	1 June, 1954	24,451 10 3	"
Auburn District	"	26 May, 1936	3,088 0 0	100	4	26 May, 1956	1,993 6 2	"
Ballina District	"	30 July to 1 Nov., 1938.	8,000 0 0	100	4½	1 Nov., 1958	6,130 4 4	"
Balmain District	"	1 Oct., 1936, to 1 June, 1937.	4,400 0 0	100	4½	1 June, 1957	3,065 14 4	"
"	"	22 Nov., 1937, to 23 May, 1938.	5,000 0 0	100	4½	23 May, 1958	3,702 6 10	"
"	"	1 August, 1942 ...	20,000 0 0	100	3½	1 Aug., 1957	17,412 8 9	"
Balranald District	"	5 Oct., 1938, to 6 Mar., 1939.	1,800 0 0	100	4½	5 Mar., 1959	1,416 3 1	"
Bathurst District	"	2 March, 1937 ...	860 0 0	100	4½	510 0 0	"
"	"	1 Mar. to 1 June, 1942.	10,000 0 0	100	3½	1 Mar., 1952	8,900 11 8	"
Bega District	"	13 August, 1938 ...	500 0 0	100	4½	13 Aug., 1958	383 2 10	"
Bellinger River District	"	26 August, 1938 ...	500 0 0	100	4½	26 Aug., 1958	383 2 10	"
Benevolent Society of New South Wales.	"	18 June, 1941, to 11 Feb., 1942.	40,000 0 0	100	4½	1 Jan., 1962	35,970 15 7	"
"	"	28 Nov., 1941, to 28 May, 1942.	30,000 0 0	100	3½	28 Nov., 1951	21,712 12 8	"
"	"	3 May, 1944, to 3 Jan., 1945.	9,500 0 0	100	3½	3 May, 1954	9,321 11 10	"
Berrima District	"	27 December, 1935	875 0 0	100	3½	27 Dec., 1955	539 0 7	"
"	"	24 November, 1937	440 0 0	100	4½	24 Nov., 1957	318 10 6	"
"	"	29 October, 1938	875 0 0	100	4½	29 Oct., 1958	670 9 11	"
Blayney District	"	22 October, 1936	820 0 0	100	4½	22 Oct., 1956	552 16 10	"
Blue Mountains District	"	22 April, 1943, to 22 Aug., 1944.	35,000 0 0	100	3½	22 April, 1953	33,635 2 10	"
Bourke District	"	4 September, 1939	5,300 0 0	100	4½	4 Sept., 1959	4,254 4 8	"
Braidwood District	"	29 Jan. to 1 Nov., 1941.	16,000 0 0	100	4½	1 Nov., 1961	14,098 15 3	"
Burrowa District	"	1 November, 1937	2,050 0 0	100	4½	1 Nov., 1957	1,473 12 5	"
"	"	10 May, 1939	1,800 0 0	100	4½	10 May, 1959	1,416 3 1	"
Camden District	"	6 Feb., 1939, to 1 Feb., 1940.	8,250 0 0	100	4½	1 July, 1959	6,622 3 1	"
Canterbury District Memorial.	"	31 December, 1941	35,000 0 0	100	3½	31 Dec., 1951	32,398 13 7	"
"	"	26 March, 1943 ...	430 0 0	100	...	1 Jan., 1948	196 17 1	"
Cessnock District	"	22 June, 1937, to 6 May, 1939.	6,950 0 0	100	4½	6 May, 1959	5,437 10 11	"
Cobar District	"	28 November, 1938	500 0 0	100	4½	28 Nov., 1958	391 3 10	"
Collarenebri District	"	8 Mar. to 7 Nov., 1938.	4,500 0 0	100	4½	8 Nov., 1958	3,427 7 11	"
Coolah District	"	26 April, 1938	685 0 0	100	4½	26 April, 1958	510 11 2	"
Cooma District	"	13 January, 1939...	1,000 0 0	100	4½	13 Jan., 1959	786 15 0	"
Coonamble District	"	29 May, 1936	1,627 0 0	100	3½	29 May, 1956	1,040 19 1	"
"	"	1 May, 1944, to 1 Aug., 1945.	15,000 0 0	100	3½	1 May, 1954	12,500 0 0	"
"	"	1 September, 1938	390 0 0	100	5	15 Sept., 1948	166 11 0	"
Cootamundra District ...	"	17 September, 1936	774 0 0	100	3½	17 Sept., 1956	513 5 1	"
"	"	30 Mar. to 30 Sept., 1944.	5,000 0 0	100	3½	30 Mar., 1954	4,910 14 0	"
"	"	1 April to 31 Dec., 1937.	2,900 0 0	100	4½	1 Jan., 1958	2,147 7 2	"
"	"	4 June, 1938	1,600 0 0	100	4½	4 June, 1958	1,192 10 11	"
Carried forward	297,062 0 8	
Carried forward	488,724 9 5	

STATEMENT OF LOANS RAISED BY INSTITUTIONS,
Guaranteed by the Government of the State of New South Wales, and Outstanding
as at 30th June, 1945—*continued*.

Borrower.	Particulars of Loans.							Authority or Guarantee.
	Place of Issue.	Dates of Issue.	Amount of Issue.	Price of Issue per cent.	Rate of Interest.	Dates of Maturity.	Amount Outstanding as at 30th June, 1945.	
			£ s. d.	£			£ s. d.	
Brought forward ...							488,724 9 5	
Hospitals—continued.								
Brought forward ...							297,062 0 8	
Corowa.....	Sydney	16 April to 16 July, 1937.	3,964 0 0	100	4½	16 July, 1957	2,849 9 9	Public Hospitals, Act, 1929-40.
"	"	16 April, 1937, to 15 Jan., 1938.	10,036 0 0	100	4½	16 Jan., 1958	7,431 6 10	" ..
"	"	16 November, 1937	1,600 0 0	100	4½	16 Nov., 1957	1,192 10 11	" ..
"	"	31 Aug., 1939, to 29 June, 1940.	4,000 0 0	100	4½	20 July, 1958	3,368 3 0	" ..
Deniliquin	"	31 March, 1938.....	437 0 0	100	4½	31 Mar., 1958	323 11 8	" ..
Dorrigo	"	7 June, 1937	1,500 0 0	100	4½	7 June, 1957	1,078 5 3	" ..
"	"	6 October, 1938....	150 0 0	100	4½	6 Oct., 1958	114 18 11	" ..
Dubbo District	"	2 Nov., 1936, to 31 Aug., 1937.	11,000 0 0	100	4½	1 Sept., 1957	7,907 5 0	" ..
"	"	13 January, 1939....	8,000 0 0	100	4½	1 Dec., 1958	6,259 1 0	" ..
Dungog Cottage	"	4 June, 1938	362 0 0	100	4½	4 June, 1958	269 16 3	" ..
Forbes District	"	3 March, 1937	958 10 0	100	4½	3 Mar., 1957	667 16 8	" ..
Glen Innes District	"	1 Dec., 1935, to 1 Mar., 1936.	4,062 6 6	100	3¾	1 Mar., 1956	2,599 1 6	" ..
Gosford District.....	"	1 June, 1943, to 1 Feb., 1944.	19,000 0 0	100	3½	1 June, 1953	17,946 12 0	" ..
Goulburn District	"	23 May to 23 Sept., 1938.	4,250 0 0	100	4½	23 Sept., 1958	3,256 13 7	" ..
"	"	1 May to 1 Dec., 1944.	5,000 0 0	100	3½	1 May, 1954	4,901 19 2	" ..
"	"	5 Jan. to 1 July 1939.	11,500 0 0	100	4½	1 Aug., 1959	9,230 17 11	" ..
"	"	15 July, 1942	5,000 0 0	100	3½	15 July, 1952	4,641 15 10	" ..
Grafton District	"	30 Aug., 1940, to 11 Feb., 1942.	10,500 0 0	100	4	23 Aug., 1955	8,047 18 2	" ..
"	"	19 June, 1941	30,000 0 0	100	4½	19 June, 1956	23,796 3 7	" ..
Griffith District	"	18 May, 1936	2,460 0 0	100	3¾	18 May, 1956	1,573 18 2	" ..
"	"	2 Jan. to 2 April, 1945.	3,500 0 0	100	3½	2 Jan., 1955	2,500 0 0	" ..
"	"	1 June, 1938	500 0 0	100	4½	1 June, 1958	372 13 6	" ..
Grenfell District	"	5 January, 1940....	6,000 0 0	100	4½	1 June, 1960	4,958 3 4	" ..
"	"	14 Aug. to 14 Dec., 1944.	3,000 0 0	100	3½	14 Aug., 1954	2,930 15 9	" ..
Gulgong District	"	15 March, 1939	3,000 0 0	100	4½	1 Dec., 1958	2,284 18 9	" ..
Gundagai District	"	15 October, 1936 ...	228 0 0	100	4½	15 Oct., 1956	153 14 5	" ..
"	"	1 Aug., 1944, to 1 Feb., 1945.	7,500 0 0	100	3½	1 Aug., 1954	7,500 0 0	" ..
Hay	"	17 June, 1938	2,000 0 0	100	4½	1 May, 1958	1,480 18 6	" ..
Hillston	"	26 October, 1936 ...	1,113 0 0	100	3¾	26 Oct., 1956	738 1 3	" ..
Hornsby and District	"	5 Aug., 1938, to 1 June, 1939.	14,000 0 0	100	4½	1 Mar., 1959	10,953 6 11	" ..
Illawarra, Coledale.....	"	6 September, 1937	500 0 0	100	4½	6 Sept., 1957	359 8 6	" ..
Inverell	"	24 Oct., 1944, to 24 April, 1945.	3,500 0 0	100	3½	24 Oct., 1954	3,500 0 0	" ..
Junee District.....	"	18 July, 1938	2,900 0 0	100	3½	1 June, 1958	2,147 7 4	" ..
Kurri Kurri District	Kurri Kurri	11 November, 1938	3,000 0 0	100	450 0 0	" ..
"	Sydney	3 July, 1944, to 3 April, 1945.	11,000 0 0	100	3½	3 July, 1954	11,000 0 0	" ..
Kyogle Memorial	"	27 September, 1937	450 0 0	100	4½	27 Sept., 1957	323 9 7	" ..
"	"	1 July, 1938, to 1 April, 1939.	13,600 0 0	100	4½	1 April, 1959	10,640 7 2	" ..
Leeton District	"	28 April to 27 June, 1938.	4,200 0 0	100	4½	28 June, 1958	3,218 7 4	" ..
"	"	18 Dec., 1940, to 1 April, 1942.	50,000 0 0	100	4½	1 April, 1962	44,963 9 7	" ..
Lismore Base	"	1 Nov., 1935, to 1 Jan., 1936.	3,448 10 0	100	3¾	1 Jan., 1956	2,206 7 0	" ..
Lithgow District	"	16 September, 1938	1,200 0 0	100	4½	16 Sept., 1958	919 10 9	" ..
"	"	1 July, 1941	37,000 0 0	100	4¾	1 Sept., 1962	33,928 4 6	" ..
"	"	26 June, 1942	8,000 0 0	100	3½	26 June, 1952	7,267 10 8	" ..
Macleay District, Kempsey.	"	13 March, 1937 ...	911 10 0	100	4½	13 Mar., 1957	635 1 10	" ..
Maitland	"	2 December, 1935	912 10 0	100	3¾	2 Dec., 1955	562 2 9	" ..
"	"	10 Nov., 1936, to 18 June, 1937.	12,000 0 0	100	4	15 June, 1954	4,500 0 0	" ..
"	"	1 Mar., 1938, to 28 Mar., 1939.	20,000 0 0	100	4½	15 Dec., 1958	13,500 0 0	" ..
"	Newcastle ...	4 May to 2 Dec., 1939.	15,000 0 0	100	4½	1 July, 1960	11,250 0 0	" ..
"	Sydney	31 July to 31 Oct., 1939.	8,000 0 0	100	3½	31 July, 1954	5,786 5 6	" ..
"	Newcastle ...	21 May to 1 Nov., 1941.	9,000 0 0	100	4½	1 Nov., 1961	7,200 0 0	" ..
"	Sydney	25 Feb. to 25 May, 1942.	5,000 0 0	100	3½	25 Feb., 1952	4,547 17 2	" ..
Carried forward ...							607,297 7 11	
Carried forward ...							488,724 9 5	

STATEMENT OF LOANS RAISED BY INSTITUTIONS.

Guaranteed by the Government of the State of New South Wales, and Outstanding
as at 30th June, 1945—continued.

Borrower.	Particulars of Loans.						Amount Outstanding as at 30th June, 1945.	Authority or Guarantee.
	Place of Issue.	Dates of Issue.	Amount of Issue.	Price of Issue per cent.	Rate of Interest.	Dates of Maturity.		
Brought forward ...			£ s. d.	£			£ s. d.	
Hospitals—continued.								
Brought forward ...							607,297 7 11	
Manning River District ...	Sydney	13 February, 1936	1,604 0 0	100	3½	13 Feb., 1956	1,026 4 9	Public Hospitals Act, 1929-40.
"	"	1 June, 1936	268 0 0	100	4	1 June, 1956	172 19 11	"
Marrickville District	"	23 June, 1938	1,675 0 0	100	4½	23 June, 1958	1,283 10 3	"
"	"	23 Feb. to 23 Nov., 1943.	21,000 0 0	100	3½	23 Feb., 1953	19,820 13 2	"
Mater Misericordiae, North Sydney.	Canberra	16 Aug. to 5 Dec., 1939.	40,000 0 0	100	4½	1 April, 1960	32,902 14 7	"
Merriwa District	Sydney	22 Aug., 1938, to 21 Mar., 1939.	1,350 0 0	100	4½	22 Mar., 1959	1,062 2 4	"
Molong District	"	14 July to 1 Oct., 1938.	11,000 0 0	100	4½	1 Aug., 1958	8,378 1 8	"
Moree District	"	4 July, 1939	1,125 0 0	100	4½	4 July, 1959	907 12 6	"
"	"	1 Sept., 1941, to 1 Mar., 1942.	1,500 0 0	100	3½	1 Sept., 1946	1,500 0 0	"
Mudgee District	"	5 March, 1936	865 0 0	100	3½	5 Mar., 1956	553 8 7	"
"	"	16 August, 1937	1,150 0 0	100	4½	16 Aug., 1957	826 13 4	"
Narrabri District	"	1 August, 1941	60,000 0 0	100	4½	1 Sept., 1962	55,018 15 0	"
Narrandera District	"	23 Mar., 1937, to 23 Mar., 1938.	13,800 0 0	100	4½	23 Mar., 1958	10,218 9 1	"
"	"	23 Nov., 1938, to 22 April, 1939.	5,700 0 0	100	4½	23 April, 1959	4,459 11 5	"
"	"	12 August, 1940	5,500 0 0	100	4½	13 Aug., 1965	5,500 0 0	"
Newcastle	"	12 Mar. to 6 Aug., 1937.	15,000 0 0	100	4½	6 Aug., 1957	10,782 12 3	"
"	"	8 April, 1938, to 15 April, 1939.	30,000 0 0	100	4½	1 Oct., 1958	22,849 6 10	"
"	"	11 May, 1942	20,000 0 0	100	3½	11 May, 1952	17,843 13 0	"
"	"	5 Nov., 1942	13,000 0 0	100	3½	5 Nov., 1952	11,838 1 6	"
" (Western Suburbs)	"	9 Aug. to 9 Sept., 1944.	6,000 0 0	100	3½	9 Aug., 1954	5,887 16 4	"
Parkes District	"	14 Jan. to 6 June, 1942.	2,000 0 0	100	4	14 Jan., 1952	1,480 15 2	"
"	"	30 July, 1942	350 0 0	100	3½	30 July, 1952	274 13 3	"
Parramatta District	"		84,000 0 0	100	4½	11 Aug., 1961	77,665 16 8	"
Peak Hill and District	"	22 July, 1938	3,500 0 0	100	4½	1 July, 1958	2,665 14 6	"
Prince Albert Memorial, Tenterfield.	"	24 Nov., 1936, to 21 Oct., 1937.	5,803 0 0	100	4½	21 Oct., 1957	4,171 8 9	"
Quirindi District	"	1 May to 1 Oct., 1936.	2,747 0 0	100	4	1 Oct., 1956	1,836 17 7	"
"	"	1 Mar., 1943	3,200 0 0	100	3½	1 Sept., 1953	2,260 0 7	"
Rachael Forster, for Women.	"	25 July, 1942, to 9 Feb., 1944.	140,000 0 0	100	4	25 Jan., 1962	118,330 4 7	"
Royal Alexandra, for Children.	"	1 Dec., 1935, to 1 Mar., 1936.	10,750 0 0	100	3½	1 Mar., 1955	6,877 16 10	"
"	"	13 May to 30 Nov., 1938.	75,000 0 0	100	4½	1 Dec., 1958	57,123 7 0	"
"	"	1 Nov., 1939, to 23 Mar., 1942.	96,000 0 0	100	3½	1 Nov., 1954	58,393 19 6	"
Royal North Shore, of Sydney.	"	3 December, 1936	60,000 0 0	100	4½	3 Dec., 1956	40,451 18 4	"
"	"	3 March, 1942	15,000 0 0	100	3½	3 Mar., 1952	13,414 12 5	"
Royal Prince Alfred	"	1 April, 1935, to 27 Aug., 1936.	135,000 0 0	100	3½	1 Oct., 1961	102,265 19 0	"
"	"	20 May, 1936	25,000 0 0	100	3½	20 May, 1955	16,066 8 3	"
"	"	15 September, 1936	13,000 0 0	100	4	15 Sept., 1956	8,692 18 2	"
"	"	20 Mar., 1939, to 28 Aug., 1943.	318,000 0 0	100	3½	31 Oct., 1959/ 30 April, 1961.	294,898 4 6	"
"	"	1 May, 1942	6,000 0 0	100	3½	1 May, 1952	5,333 5 5	"
"	"	29 June, 1942	35,000 0 0	100	3½	29 June, 1952	31,300 15 3	"
Royal South Sydney	"	1 Jan. to 1 April, 1936.	4,449 0 0	100	3½	1 April, 1955	2,846 9 4	"
"	"	5 January, 1937...	6,000 0 0	100	4½	5 Jan., 1957	4,180 10 5	"
"	"	5 February, 1938	2,300 0 0	100	4½	5 Feb., 1958	1,703 1 5	"
Ryde District Soldiers' Memorial.	"	13 August, 1936	9,000 0 0	100	4	13 Aug., 1956	6,018 3 5	"
"	"	5 October, 1937...	14,000 0 0	100	4½	5 Oct., 1957	10,135 1 8	"
"	"	31 December, 1937	5,000 0 0	100	4½	30 Dec., 1947	3,726 14 2	"
"	"	31 December, 1942	2,000 0 0	100	4	31 Dec., 1952	1,660 14 9	"
St. George District	"	17 Oct., 1935/15 June, 1936.	15,000 0 0	100	3½	30 June, 1956	9,946 17 5	"
"	"	22 May, 1936	2,500 0 0	100	4	22 May, 1956	1,613 15 2	"
"	"	11 March, 1937	12,628 0 0	100	4½	11 Mar., 1957	8,798 12 4	"
"	"	28 April, 1943, to 28 Mar., 1944.	25,000 0 0	100	3½	28 April, 1953	23,551 18 9	"
St. Joseph's (Auburn)	"	29 June, 1937	8,000 0 0	100	4	29 June, 1957	5,531 6 2	"
Carried forward							1,743,347 15 2	
Carried forward							488,724 9 5	

STATEMENT OF LOANS RAISED BY INSTITUTIONS.

Guaranteed by the Government of the State of New South Wales, and outstanding
as at 30th June, 1945—continued.

Borrower.	Particulars of Loans.							Authority or Guarantee.
	Place of Issue.	Dates of Issue.	Amount of Issue.	Price of Issue per cent.	Rate of Interest.	Dates of Maturity.	Amount Outstanding as at 30th June, 1945.	
Brought forward ...			£ s. d.	£	£ s. d.	
Metropolitan Water, Sewerage and Drainage Board—continued.							6,155,869 19 4	
Brought forward ...							5,004,633 14 6	
Metropolitan Water, Sewerage and Drainage Board—continued.								
" " ...	Sydney	May, 1933.....	500,000 0 0	97½	4½	1 Jan., 1953	500,000 0 0	Metropolitan Water, Sewerage and Drainage Act, No. 50, 1924.
" " ...	"	November, 1933 ...	2,500,000 0 0	100	4	1 Nov., 1956	2,500,000 0 0	" "
" " ...	"	April, 1934	1,000,000 0 0	100	3½	9 April, 1946	1,000,000 0 0	" "
" " ...	"	March, 1936	1,000,000 0 0	98	4	1 Mar., 1951	1,000,000 0 0	" "
" " ...	Melbourne...	March, 1936	500,000 0 0	98	4	20 Mar., 1951	495,000 0 0	" "
" " ...	"	July, 1936	625,000 0 0	97¼	4	3 July, 1951	625,000 0 0	" "
" " ...	Sydney	August, 1936	1,000,000 0 0	99	4½	1 Aug., 1951	1,000,000 0 0	" "
" " ...	"	February, 1937 ...	1,375,000 0 0	98½	4½	1 Mar., 1949	1,375,000 0 0	" "
" " ...	London	May, 1937.....	2,000,000 0 0	100	4	1 Nov., 1957	2,000,000 0 0	" "
" " ...	Sydney	January, 1938	824,750 0 0	100	4½	1 Feb., 1953	824,750 0 0	" "
" " ...	Melbourne...	June, 1938	1,000,000 0 0	100	4½	1 July, 1953	1,000,000 0 0	" "
" " ...	Sydney	January, 1939	1,000,000 0 0	100	4½	1 Feb., 1949	1,000,000 0 0	" "
" " ...	"	April, 1939	1,000,000 0 0	100	4½	1 May, 1949	1,000,000 0 0	" "
" " ...	"	August, 1939	1,500,000 0 0	100	4½	1 Sept., 1952	1,500,000 0 0	" "
" " ...	"	January, 1940	1,000,000 0 0	100	4½	1 Feb., 1952	1,000,000 0 0	" "
" " ...	"	September, 1940 ...	500,000 0 0	100	4	19 Sept., 1954	500,000 0 0	" "
" " ...	"	October, 1940	900,000 0 0	100	3½	1 Nov. 1954	899,700 0 0	" "
" " ...	"	October, 1940	100,000 0 0	100	3½	1 Nov., 1954	100,000 0 0	" "
" " ...	"	December, 1941 ...	900,000 0 0	100	3½	1 Jan., 1956	900,000 0 0	" "
" " ...	"	December, 1941 ...	100,000 0 0	100	3½	1 Jan., 1956	100,000 0 0	" "
" " ...	"	April 1942	750,000 0 0	100	3½	1 June 1955	750,000 0 0	" "
" " ...	"	June 1943	500,000 0 0	100	3½	21 June 1963	500,000 0 0	" "
" " ...	"	June, 1943	100,000 0 0	100	3½	21 June, 1963	100,000 0 0	" "
" " ...	"	July, 1943	500,000 0 0	100	3½	12 July, 1958	500,000 0 0	" "
" " ...	"	October, 1944	1,478,900 0 0	100	3½	15 Oct., 1958	1,451,400 0 0	" "
							£ 27,625,483 14 6	
Rural Bank of New South Wales.	"	120,050 0 0	100	3	Interminable	120,050 0 0	Government Savings Bank Act No. 48, 1906.
" Rural Bank Department.	"	15 December, 1931	9,564,500 0 0	100	3	31 May, 1956	4,811,851 2 5	Government Savings Bank Act No. 48, 1906, and Commonwealth and States Banks Agreements Ratification Act No. 62, 1931.
" " ...	"	15 December, 1931	4,179,864 10 10	100	3	31 May, 1956	2,200,695 9 8	" "
" " ...	"	31 October, 1933	1,008,520 0 0	100	4	31 Oct., 1943	300 0 0	Government Savings Bank Act No. 48 1906.
" " ...	"	30 Nov. 1936 and 31 May 1937.	600,000 0 0	100	3½	30 Nov., 1956	345,000 0 0	" "
" " ...	"	30 Nov. 1937 and 31 May 1938.	600,000 0 0	100	3½	30 Nov., 1957	375,000 0 0	" "
" " ...	"	30 Nov. 1938 and 31 May 1939.	660,000 0 0	100	3½	30 Nov., 1958	405,000 0 0	" "
" " ...	"	30 Nov. 1939 and 31 May 1940.	638,000 0 0	100	3½	30 Nov., 1959	462,550 0 0	" "
" " ...	"	30 Nov. 1940 to 31 May, 1941.	638,000 0 0	100	3	30 Nov., 1960	494,450 0 0	" "
" " ...	"	30 Nov., 1941, to 31 May, 1942.	600,000 0 0	100	3	30 Nov., 1961	495,000 0 0	Government Savings Bank Act No. 48, 1906, and No. 13, 1913.
" " ...	"	30 Nov., 1942, to 31 May, 1943.	600,000 0 0	100	3	30 Nov., 1962	525,000 0 0	" "
" " ...	"	30 Nov., 1943 to 31 May, 1944.	450,000 0 0	100	3	30 Nov., 1963	416,250 0 0	" "
" " ...	"	31 October, 1943....	785,350 0 0	100	3½	31 Oct., 1958	785,350 0 0	Government Savings Bank Act No. 48, 1906.
" " ...	"	30 Nov., 1944, to 30 June, 1945.	450,000 0 0	100	3	30 Nov., 1964	438,750 0 0	" "
Advances for Homes Department.	"	26 March, 1929 ...	925,000 0 0	100	3½	30 April, 1954	386,837 7 3	" "
" " ...	"	15 Dec., 1931	10,262,723 16 11	100	3	31 May, 1956	4,764,471 3 4	Government Savings Bank Act No. 48, 1906, and Commonwealth and States Banks Agreements Ratification Act No. 62, 1931.
" " ...	"	30 April, 1934	1,511,780 0 0	100	3½	30 April, 1949	1,511,780 0 0	Government Savings Bank Act No. 48, 1906.
" " ...	"	30 June, 1936	500,000 0 0	100	3	30 June, 1956	275,000 0 0	" "
" " ...	"	30 Nov., 1936, and 31 May, 1937.	400,000 0 0	100	3½	30 Nov., 1956	230,000 0 0	" "
" " ...	"	30 Nov., 1937, and 31 May, 1938.	400,000 0 0	100	3½	30 Nov., 1957	250,000 0 0	" "
" " ...	"	30 Nov., 1938, and 31 May, 1939.	400,000 0 0	100	3½	30 Nov., 1958	270,000 0 0	" "
" " ...	"	30 Nov., 1939, and 31 May, 1940.	432,000 0 0	100	3½	30 Nov., 1959	313,200 0 0	" "
Carried forward ...							19,876,535 2 8	
Carried forward ...							33,781,353 13 10	

STATEMENT OF LOANS RAISED BY INSTITUTIONS

Guaranteed by the Government of the State of New South Wales, and Outstanding
as at 30th June, 1945—*continued*.

Borrower.	Particulars of Loans.							Authority for Guarantee.
	Place of Issue.	Dates of Issue.	Amount of Issue.	Price of Issue per cent.	Rate of Interest.	Dates of Maturity.	Amount Outstanding as at 30th June, 1945.	
Brought forward ...			£ s. d.	£			£ s. d.	
Rural Bank of New South Wales— <i>contd.</i>							33,781,353 13 10	
Brought forward ...							19,876,535 2 8	
Advances for Homes Department.	Sydney	30 Nov., 1940, and 31 May, 1941.	432,000 0 0	100	3	30 Nov., 1960	334,800 0 0	Government Savings Bank Act, No. 48, 1906.
"	"	30 September, 1940	100,000 0 0	100	4	30 Sept., 1945	20,000 0 0	"
"	"	30 June, 1941	200,000 0 0	100	3½	30 June, 1951	200,000 0 0	"
"	"	30 Nov., 1941, to 31 May, 1942.	400,000 0 0	100	3	30 Nov., 1961	330,000 0 0	Government Savings Bank Act No. 48, 1906, and No. 13, 1913.
"	"	30 Nov., 1942, to 31 May, 1943.	400,000 0 0	100	3	30 Nov., 1962	350,000 0 0	"
"	"	30 Nov., 1943, to 31 May, 1944.	300,000 0 0	100	3	30 Nov., 1963	277,500 0 0	"
"	"	30 Nov., 1944, to 30 June, 1945.	800,000 0 0	100	3	30 Nov., 1964	780,000 0 0	"
							£ 22,168,835 2 8	
Northern Riverina County Council,	"	13 June, 1940	90,000 0 0	100	4½	13 June, 1985	87,135 19 1	Local Government (Amendment) Act, No. 39, 1939.
"	"	9 January, 1941	87,000 0 0	100	4½	15 Jan., 1951	85,446 18 3	"
"	"	8 April 1942	3,500 0 0	100	3½	8 April 1952	2,587 1 10	"
"	"	8 April 1942	1,000 0 0	100	3½	8 April 1947	423 3 1	"
"	"	4 May 1942	8,500 0 0	100	3½	4 May 1952	8,275 13 11	"
"	"	28 December 1943	10,000 0 0	100	3½	28 Dec. 1953	9,862 16 5	"
							£ 193,731 12 7	
Nyngan Municipal Council	"	30 July, 1940	37,000 0 0	100	4½	30 July, 1960	35,719 16 1	Local Government (Amendment) Acts, Nos. 33, 1939, and 14, 1940.
Southern Riverina County Council.	"	7 Nov., 1940, to 7 Mar., 1941.	92,000 0 0	100	4½	7 Nov., 1950	90,000 17 5	Local Government (Amendment) Act, No. 33, 1939.
"	"	25 Nov., 1941, to 25 April, 1942.	60,000 0 0	100	3½	25 May, 1952	59,038 19 8	"
"	"	28 December, 1943	21,000 0 0	100	3½	27 Dec., 1953	20,711 18 7	"
"	"	25 June, 1945	35,000 0 0	100	3½	25 June, 1955	5,000 0 0	"
							£ 174,751 15 8	
Shire of Sutherland	London	29 October, 1925	225,000 0 0	98½	5½	6 Nov., 1947	*225,000 0 0	George's River Bridge (Guarantee) Act No. 7, 1925.
"	"	20 June, 1928	80,000 0 0	98½	5½	6 Nov., 1947	*80,000 0 0	George's River Bridge (Further Guarantee) Act No. 11, 1928.
							£ 305,000 0 0	
Wilcannia Municipal Council.	Sydney	6 February, 1942	1,250 0 0	100	3½	6 Feb., 1957	1,054 0 7	Local Government Act, 1919.
TOTAL CONTINGENT LIABILITY OF GOVERNMENT as at 30th June, 1945							£ 56,660,446 1 5	

* Accumulated Sinking Fund as at 30th June, 1945, £225,427 3s. 8d.

M. K. WEIR,

Under-Secretary and Comptroller of Accounts.

W. R. A. KILPATRICK,

Accountant.

The Treasury, New South Wales,
Sydney, 10th August, 1945.

CONSOLIDATED REVENUE FUND—FUNCTIONAL CLASSIFICATION.

SUMMARY of Expenditure for the Years 1939-40, 1940-41, 1941-42, 1942-43, 1943-44 and 1944-45, classified according to Principal Functions.

SECTION.	Expenditure, 1939-40.	Expenditure, 1940-41.	Expenditure, 1941-42.	Expenditure, 1942-43.	Expenditure, 1943-44.	Expenditure, 1944-45.
	£	£	£	£	£	£
A. LEGISLATURE AND GENERAL ADMINISTRATION	7,758,224	7,710,379	9,634,592	9,915,589	9,972,410	†13,917,251
B. MAINTENANCE OF LAW ORDER AND PUBLIC SAFETY	2,888,139	2,873,095	3,859,884	4,250,742	3,430,860	3,288,468
C. REGULATION OF TRADE AND INDUSTRY	116,277	112,440	117,563	115,929	128,966	135,428
D. EDUCATION	5,372,953	5,537,410	5,799,728	6,030,539	6,292,174	6,551,562
E. ENCOURAGEMENT OF SCIENCE, ART AND RESEARCH	70,995	72,423	74,828	91,784	92,062	94,739
F. PROMOTION OF PUBLIC HEALTH AND RECREATION	2,591,666	2,636,720	2,975,951	3,275,057	3,666,929	3,890,582
G. SOCIAL AMELIORATION	421,907	424,233	2,364,415	1,727,758	1,627,818	1,476,983
H. WAR OBLIGATIONS	72,482	258,564	668,061	335,559	593,030	488,769
I. DEVELOPMENT AND MAINTENANCE OF STATE RESOURCES	3,130,259	3,288,151	4,699,156	3,904,542	4,089,701	4,486,069
J. LOCAL GOVERNMENT	*307,790	*253,246	440,788	441,884	426,132	420,621
Totals	£ 22,730,692	23,166,661	30,634,966	30,089,383	30,320,082	34,750,472

(Full details provided on pages 198 to 200.)

† Includes £3,840,000 for Permanent Redemption of Treasury Bills.

* Local Government Administration Expenses included under Development and Maintenance of State Resources.

M. K. WEIR,
Under-Secretary and Comptroller of Accounts.

W. R. A. KILPATRICK,
Accountant.

The Treasury, New South Wales,
Sydney, 10th August, 1945.

CONSOLIDATED REVENUE FUND.

CLASSIFICATION of Expenditure for the Years 1939-40, 1940-41, 1941-42, 1942-43, 1943-44 and 1944-45,
according to Principal Functions.

Functional Heading.	Expenditure, 1939-40.	Expenditure, 1940-41.	Expenditure 1941-42.	Expenditure, 1942-43.	Expenditure 1943-44.	Expenditure 1944-45.
A. LEGISLATURE AND GENERAL ADMINISTRATION :—	£	£	£	£	£	£
(1) Legislature—						
(a) Governor	12,749	13,404	10,966	13,149	12,939	15,149
(b) Legislative Council	15,569	15,000	15,351	15,390	15,120	15,402
(c) Legislative Assembly	129,619	124,370	123,756	122,179	122,289	123,141
(d) Both Houses—Joint Expenditure ...	40,254	39,183	41,042	41,743	42,276	43,869
Total Legislature	£ 198,191	191,957	191,115	192,461	192,624	197,561
(2) Financial Administration—						
(a) Departmental	279,022	274,362	407,603	172,081	166,137	*4,000,036
(b) Interest	4,172,308	4,292,967	5,681,481	5,537,094	5,531,178	5,461,383
(c) Sinking Fund	1,042,785	740,560	1,030,144	1,141,151	1,223,514	1,377,713
(d) Exchange	812,954	833,249	868,362	888,369	848,403	798,615
(e) Recoupments to various accounts in adjustment of expenditure made therefrom in previous years	205,237	250,000	409,675	325,000	312,454
Total Financial Administration ...£	6,512,306	6,391,138	7,987,590	8,148,370	8,094,232	11,950,201
(3) Electoral	10,725	48,517	6,548	11,184	42,775	9,969
(4) Administrative Services (not elsewhere included)	1,037,002	1,078,767	1,131,711	1,247,118	1,362,319	1,364,197
(5) Federal Pay Roll Tax	257,558	255,196	262,655	395,284
(6) Contribution by State—Insurance against War Damage to Property, etc.	60,070	61,260	17,805	39
Total—Section “A”	£ 7,758,224	7,710,379	9,634,592	9,915,589	9,972,410	13,917,251
B. MAINTENANCE OF LAW, ORDER AND PUBLIC SAFETY :—						
(1) Salaries, etc. of Judiciary.....	75,219	73,313	70,610	66,541	66,400	67,806
(2) Administration of the Department of the Attorney-General and of Justice	552,461	543,615	524,776	518,939	545,302	550,742
(3) Police	1,699,169	1,698,228	1,671,694	1,728,575	1,837,165	1,848,105
(4) Prisons.....	265,303	276,684	280,753	311,710	339,180	377,341
(5) Custody and Care of Delinquent Children...	91,500	98,822	98,747	109,070	115,128	128,196
(6) Prevention of Fire and Flood, Provision of Bathing Safeguards, etc.	129,887	132,639	168,028	151,110	156,607	163,870
(7) Scaffolding and Lifts Inspection	7,267	6,382	6,208	6,825	7,746	8,570
(8) National Emergency Services.....	67,333	43,412	1,023,271	1,309,332	357,180	142,993
(9) Administrative Costs of State War Effort Co-ordination Committee and Allied Works Council	10,276	26,956	1,879	33
(10) Civilian War Aid Emergency Services	5,521	21,684	4,273	812
Total—Section “B”	£ 2,888,139	2,873,095	3,859,884	4,250,742	3,430,860	3,288,468
C. REGULATION OF TRADE AND INDUSTRY :—						
(1) Factories and Shops Inspection and En- forcement of Early Closing Laws	21,801	19,150	18,629	20,565	24,351	25,709
(2) Conciliation Committees, Industrial Com- mission and Industrial Registrar.	35,387	30,815	28,931	24,199	26,459	29,129
(3) Weights and Measures Inspection	11,272	11,779	9,949	10,007	9,106	9,505
(4) Explosives Regulation	17,459	18,488	19,346	19,548	21,002	21,062
(5) Labour Exchanges.....	2,120	23	907	382	734	2,060
(6) Administration Expenses of the Department of Labour and Industry	28,238	32,185	39,801	41,228	47,314	47,963
Total—Section “C”	£ 116,277	112,440	117,563	115,929	128,966	135,428
D. EDUCATION :—						
(1) Primary and Secondary Education, Training of Teachers and Administrative Expenses of the Department of Public Instruction...	4,722,573	4,879,190	5,081,756	5,282,155	5,448,319	5,580,266
(2) Bursaries and Scholarships and Allowances to Students in Training Colleges	116,009	88,648	116,261	96,520	116,110	153,032
(3) Hawkesbury Agricultural College	34,847	39,310	37,530	31,832	34,958	35,405
Total—Primary and Secondary Education	£ 4,873,429	5,007,148	5,235,547	5,410,507	5,599,387	5,768,703
(4) Technical Education	366,243	393,465	405,038	475,417	491,809	573,202
(5) Conservatorium of Music	11,999	11,154	12,171	10,806	12,371	12,831
(6) Aid to Sydney University	112,559	113,353	131,693	118,794	171,672	179,685
(7) Aid to other Educational Institutions ...	8,723	12,290	15,279	15,021	16,935	17,141
Total—Section “D”	£ 5,372,953	5,537,410	5,799,728	6,030,539	6,292,174	6,551,562

* Includes £3,840,000 for Permanent Redemption of Treasury Bills.

CONSOLIDATED REVENUE FUND.

CLASSIFICATION of Expenditure for the Years 1939-40, 1940-41, 1941-42, 1942-43, 1943-44 and 1944-45,
according to Principal Functions—continued.

Functional Heading.	Expenditure, 1939-40.	Expenditure 1940-41.	Expenditure, 1941-42.	Expenditure, 1942-43.	Expenditure, 1943-44.	Expenditure, 1944-45.
	£	£	£	£	£	£
E. ENCOURAGEMENT OF SCIENCE, ART AND RESEARCH :—						
(1) Australian Museum	20,153	22,044	20,530	28,347	18,913	19,450
(2) Technological Museum	7,549	6,990	8,980	9,009	10,097	9,271
(3) Public Library	32,775	33,158	35,183	41,287	49,000	51,173
(4) Art Gallery	7,802	7,786	7,902	8,606	9,259	12,130
(5) Observatory	2,242	2,311	2,233	2,534	2,543	2,465
(6) Subsidies to Associations and Institutions	474	134	2,001	2,250	250
Total—Section “E”	£ 70,995	72,423	74,828	91,784	92,062	94,739
F. PROMOTION OF PUBLIC HEALTH AND RECREATION :—						
(1) Care of Sick and Mentally Afflicted—						
(a) Government Hospitals under the control of the Director-General of Public Health	83,276	96,036	†	†	†	†
(b) Subsidies to Hospitals and other Institutions for the promotion of Health	1,343,371	1,340,856	1,717,221	1,877,526	1,951,954	2,252,386
(c) Mental Hospitals and Institutions under the Inspector-General	805,347	836,305	835,379	855,627	925,576	963,361
(d) Institutions for backward and mentally deficient Children	10,144	12,111	11,565	11,920	15,359	12,398
Total—Care of Sick and Mentally Afflicted	2,242,138	2,285,308	2,564,165	2,745,073	2,892,889	3,228,145
(2) Health of Mothers and Children—						
(a) Baby Health Centres	60,515	62,938	65,083	89,869	79,740	82,196
(b) Maternity Homes (Child Welfare Department)	1,453	1,665	2,950	4,695	10,646	2,649
(c) Subsidies to Institutions	6,650	5,125	5,120	7,254	5,175	10,976
Total—Health of Mothers and Children	68,618	69,728	73,153	101,818	95,561	95,821
(3) Preservation and Promotion of Health—						
(a) Inspection of Food, Meat, Dairies, Sanitation, and expenses in connection with administration of Meat, Noxious Trades, and Pure Foods Acts	18,048	18,528	20,072	20,615	20,509	22,438
(b) Medical Examination and Health of School Children	40,019	38,677	36,762	76,297	94,018	101,363
(c) Silicosis Commission and Relief of Silicosis	65	79	102	20,048	31,818	37,017
(d) Encouragement of National Fitness	8,672	11,325	17,495	21,751
Total—Preservation and Promotion of Health	58,132	57,284	65,608	128,285	163,840	182,569
(4) Administration, Medical Services, etc., Office of the Director-General of Public Health, Department of Mental Hospitals, and Child Welfare Department	169,288	175,255	223,108	255,699	465,435	308,473
(5) Maintenance of Botanic Gardens and Public Parks and Recreation—						
(a) Botanic Gardens and Public Parks ...	53,220	49,145	46,617	44,182	49,204	75,574
(b) Aid for the provision of Recreation Facilities	270	3,300
Total—Maintenance of Botanic Gardens and Public Parks and Recreation	53,490	49,145	49,917	44,182	49,204	75,574
Total—Section “F”	£ 2,591,666	2,636,720	2,975,951	3,275,057	3,666,929	3,890,582
G. SOCIAL AMELIORATION :—						
(1) Relief of Destitute, Blind, Aged, and otherwise incapacitated	†274,057	†281,925	457,300	459,267	450,343	558,368
(2) Provision for Maintenance of Deserted Wives, Widows and Children	†22,535	†23,602	293,554	244,372	237,201	248,382
(3) Pensions for Widows and Children's Allowances under Widows' Pensions Act	*	*	568,247	177,026	167,217	154,398
(4) Legal Aid	3,708	5,359	3,440	2,466	2,467	6,831
(5) Care of Aborigines	69,000	62,773	63,534	47,212	49,522	52,894
(6) Workmen's Compensation (Broken Hill) ...	50,928	47,342	47,349	50,126	45,756	46,304
(7) Unemployment (including Training of Apprentices—Subsidy)	*	*	73,600	1,030	134
(8) Food Relief	*	*	584,868	353,037	189,650	203,268
(9) Family Endowment	*	*	10,803
(10) Administration	†423	†3,232	155,470	102,574	88,438	84,763
(11) Housing of the Unemployed	*	*	50,000
(12) Removal of Camp, Provision of New Accommodation, Port Kembla	1,256
(13) Housing generally	210,648	317,224	41,641
(14) Miners' Pensions	56,250	80,000	80,000	80,000
Total—Section “G”	£ 421,907	424,233	2,364,415	1,727,758	1,627,818	1,476,983

* Expenditure met from Unemployment Relief Fund or Social Services Fund, see page 200.

† Expenditure partly met from Unemployment Relief Fund, or Social Services Fund, see page 200.

‡ Expenditure of Director-General of Public Health amalgamated with other Health Department services as from 1st July, 1941.

CONSOLIDATED REVENUE FUND,

CLASSIFICATION of Expenditure for the Years 1939-40, 1940-41, 1941-42, 1942-43, 1943-44 and 1944-45,
according to Principal Functions—*continued*.

Functional Heading.	Expenditure, 1939-40.	Expenditure, 1940-41.	Expenditure, 1941-42.	Expenditure, 1942-43.	Expenditure, 1943-44.	Expenditure, 1944-45.
	£	£	£	£	£	£
H. WAR OBLIGATIONS :—						
(1) Assistance, Concessions, etc. to Organisations and to Members and ex-Members of the Fighting Forces	72,482	226,144	399,156	291,619	582,516	474,412
(2) Advances to Evacuees and Refugees—partly recoverable	32,420	9,536	5,845	5,691	5,100
(3) Housing of Munition Workers, &c.—partly recoverable	259,369	38,095	4,823	9,257
Total—Section "H"	£ 72,482	258,564	668,061	335,559	593,030	488,769
I. DEVELOPMENT AND MAINTENANCE OF STATE RESOURCES :—						
(1) Land Settlement	385,826	355,021	322,016	346,384	397,144	492,891
(2) Immigration	4,707	2,701	1,917	1,094	586	297
(3) Mining	91,467	79,671	113,665	96,162	105,314	86,479
(4) Agricultural and Pastoral	809,497	1,026,980	871,655	999,279	889,837	1,451,072
(5) Forestry	90,247	95,990	349,520	306,829	272,566	244,570
(6) Fisheries	19,367	20,704	22,438	18,837	17,959	19,922
(7) Navigation	114,751	121,664	128,073	142,563	152,629	149,362
(8) Water Conservation and Irrigation	142,110	103,586	125,559	90,534	252,558	209,476
(9) Public Works Expenditure—Roads, Bridges, Harbours, Water Supply, Electricity Generation and Transmission, etc....	457,871	481,628	1,344,442	853,826	1,003,530	805,340
(10) Resumed Properties	33,595	31,700	30,959	33,546	32,694	39,090
(11) Country Developmental Railways	800,000	800,000	800,000	800,000	800,000	800,000
(12) Reimbursement of Loss of Revenue in connection with the general Reduction in Railway Freights, Craneage Charges, etc., consequent upon the Coal Settlement Agreement	48,337	45,717	12,720	1
(13) Government Tourist Bureau and Tourist Resorts	132,484	122,789	122,646	50,957	50,882	73,758
(14) To adjust inoperative Coal Purchase Suspense Account	(a)
(15) To adjust accounts of inoperative Industrial Undertakings	(a)
(16) To Adjust in part, Advances to Commissioner for Railways re Interest on Capital	(a)	(a)	(a)	(a)
(17) Newcastle Floating Dock, Engineering and Shipbuilding Undertaking	167,048	98,089	49,419	109,635
(18) Defence Works—Adjustment of Advances made to State Government from Commonwealth	85,000	3,000
(19) Producer Gas from Charcoal	202,098	63,441	64,583	4,177
Total—Section "I"	£ 3,130,259	3,288,151	4,699,156	3,904,542	4,089,701	4,486,069
J. LOCAL GOVERNMENT :—						
(1) Valuer-General	52,752	50,853	49,598	46,814	47,045	48,993
(2) Endowments, Grants and Subsidies, etc., to Shires and Municipalities	†255,038	†202,393	360,762	365,932	347,490	341,255
(3) Administration Expenses, Department of Local Government	*	*	30,428	29,138	31,597	30,373
Total—Section "J"	£ 307,790	253,246	440,788	441,884	426,132	420,621
GRAND TOTAL	£ 22,730,692	23,166,661	30,634,966	30,089,383	30,320,082	34,750,472

† Expenditure partly met from Unemployment Relief Fund, see below.

* Included under Development and Maintenance of State Resources—Public Works Expenditure.

(a) Included under Legislature and General Administration—Financial Administration.

UNEMPLOYMENT RELIEF FUND AND SOCIAL SERVICES FUND.*

CLASSIFICATION of Expenditure for Years 1939-40 and 1940-41.

Section.	Expenditure, 1939-40.	Expenditure, 1940-41.
	£	£
1. Relief of Destitute, Blind and otherwise incapacitated	213,303	174,382
2. Provision for Maintenance of Deserted Wives, Widows and Children	321,583	295,049
3. Pensions for Widows under Widows' Pensions Act	630,721	609,037
4. Unemployment—		
(a) Works, Grants and Advances	1,674,394	2,200,585
(b) Subsidies to Shires, Municipal and County Councils, etc.	142,430	141,632
(c) Training of Apprentices	191,153	78,568
(d) Interest, Sinking Fund and remission of Capital Debt charges on account of Loans raised...	1,719,522	1,643,290
5. Food Relief	1,791,222	1,370,700
6. Family Endowment	1,337,020	1,337,489
7. Housing of Unemployed—Grant	13,000	100,000
8. Administration	357,313	334,584
9. Housing of Munition Workers, etc.	100,000
GRAND TOTAL	£ 8,391,646	8,385,316

* Expenditure met from Consolidated Revenue Fund as from 1st July, 1941.

M. K. WEIR,
Under Secretary and Comptroller of Accounts.

W. R. A. KILPATRICK,
Accountant.

The Treasury, New South Wales,
Sydney, 10th August, 1945.

Sydney: Thomas Henry Tennant, Government Printer—1945.